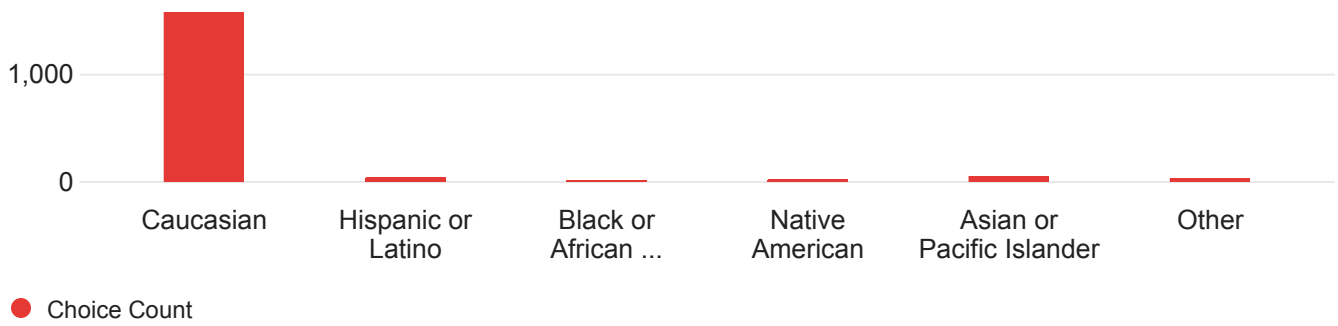
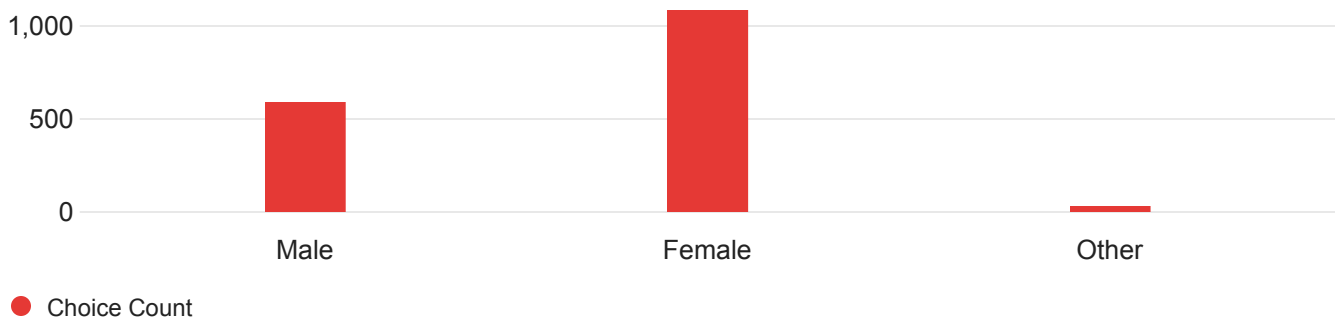


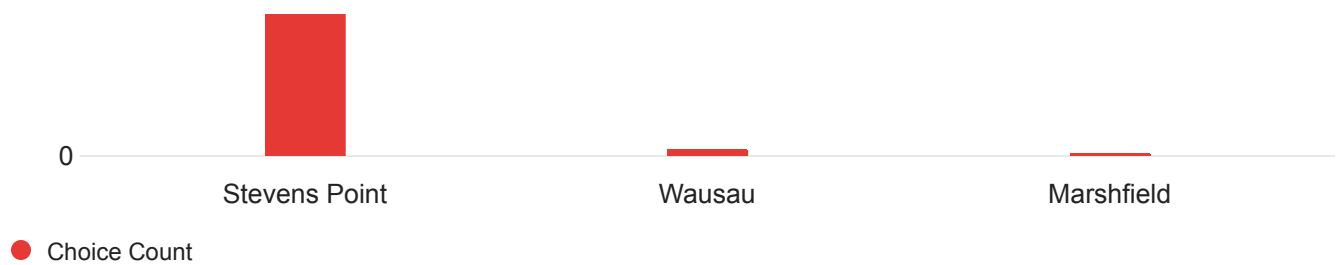
### Q14 - Please specify your ethnicity: (Skip if you prefer not to say)



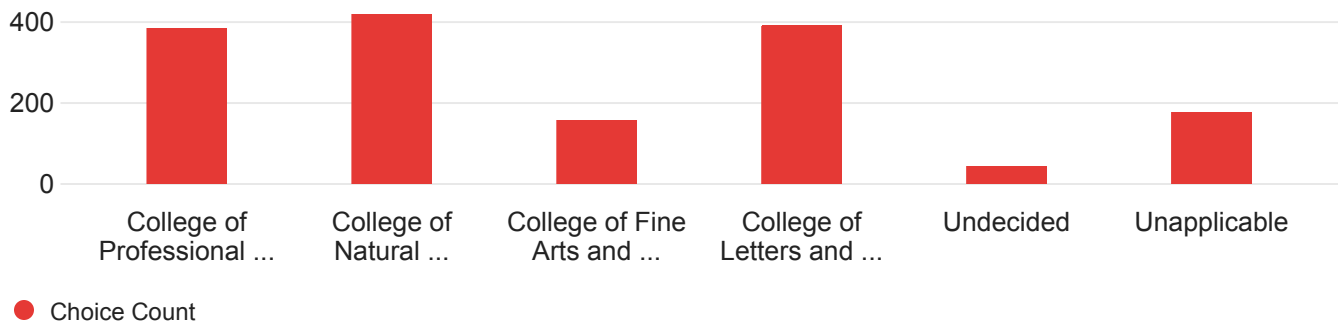
### Q13 - What do you identify as? (Skip if you prefer not to say)



### Q1 - What University of Wisconsin-Stevens Point campus do you attend and/or work for?



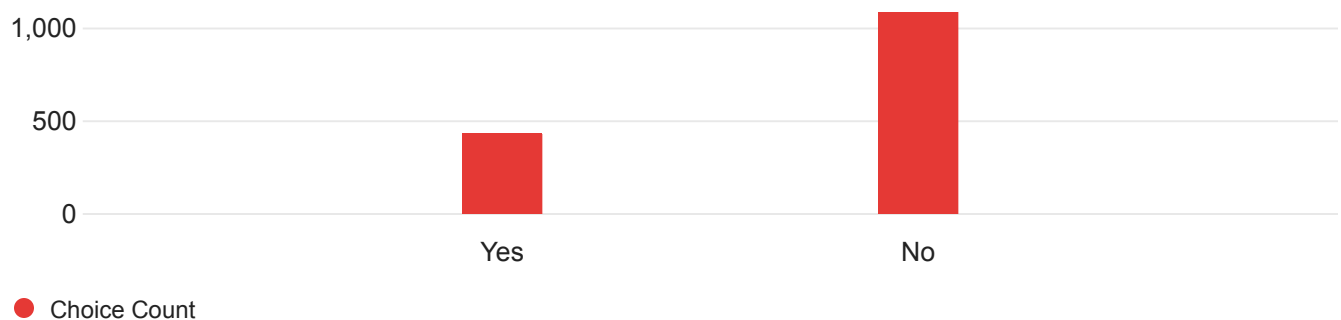
### Q2 - What college do you represent?



### Q16 - Climate Change Knowledge: Please choice yes, no, or I'm not sure, based on y...

Field	Min	Max	Mean	Standard Deviation	Variance	Responses	Sum
Global greenhouse gas concentrations are increasing	1.00	3.00	1.19	0.56	0.31	1652	1971.00
Normal seasonal variations and multi-year cycles (El Niño), do not represent climate change	1.00	3.00	1.76	0.83	0.70	1649	2904.00
Third world countries are the most responsible for global greenhouse gas emissions	1.00	3.00	2.05	0.54	0.30	1650	3383.00
Most scientists believe climate change is happening	1.00	3.00	1.17	0.51	0.26	1650	1926.00
Coal, natural gas, and oil are renewable energy resources	1.00	3.00	1.95	0.47	0.22	1648	3210.00

### Q19 - Did UWSP's sustainable initiatives impact your decision to enroll?



## Q17 - Please select your level of awareness of each campus program

Field	Min	Max	Mean	Standard Deviation	Variance	Responses	Sum
SGA Greenfund	1.00	3.00	1.56	0.71	0.50	1570	2457.00
Composting in Residential Halls	1.00	3.00	2.39	0.75	0.56	1575	3759.00
Green on the Go food containers	1.00	3.00	2.43	0.77	0.59	1573	3818.00
UWSP Carbon Neutrality Plan	1.00	3.00	1.42	0.63	0.40	1569	2227.00
The Backpack (free used items) and Cupboard (free donated food)	1.00	3.00	1.98	0.76	0.58	1573	3117.00
Campus Garden	1.00	3.00	2.01	0.76	0.57	1574	3162.00
Stevens Point Central Transportation Campus Bus Route	1.00	3.00	2.30	0.72	0.51	1574	3622.00
Bicycle Repair Station	1.00	3.00	1.57	0.78	0.61	1573	2467.00
Fair Trade USA Campus Certification	1.00	3.00	1.34	0.62	0.38	1572	2114.00
Campus Surplus Sales	1.00	3.00	2.01	0.88	0.77	1573	3168.00
350 Stevens Point	1.00	3.00	1.36	0.67	0.45	1570	2136.00
SGA-Environmental & Sustainability Committee	1.00	3.00	1.74	0.72	0.52	1572	2742.00
Students for Sustainability	1.00	3.00	1.89	0.76	0.57	1572	2966.00
Office of Sustainability	1.00	3.00	2.08	0.75	0.57	1572	3266.00
Other:	1.00	3.00	1.52	0.83	0.69	101	154.00

### Q20 - Do you think sustainability pertains to your future career and/or post graduate goals?



### Q21 - Which of the following activities would you be willing to engage in? - Selected Choice



### Q18 - Rank your level of interest for each of these possible campus sustainabilit...

Field	Min	Max	Mean	Standard Deviation	Variance	Responses	Sum
Zero waste events	0.00	5.00	3.71	1.29	1.67	1582	5873.00
Increase in vegetarian and vegan options in dining locations	0.00	5.00	3.30	1.55	2.41	1572	5185.00
Bicycle share program	0.00	5.00	3.16	1.42	2.02	1584	5001.00
Expansion of campus-wide composting	0.00	5.00	4.13	1.19	1.42	1593	6572.00
Decreased availability in single-use plastics	0.00	5.00	4.28	1.18	1.39	1588	6798.00
Educational workshops on sustainability	0.00	5.00	3.67	1.31	1.71	1584	5814.00
Increased efforts in our carbon neutrality goals	0.00	5.00	3.94	1.27	1.61	1582	6237.00

Increase water bottle filling stations	1.00	5.00	4.47	0.98	0.96	1600	7150.00
Other	0.00	5.00	3.96	1.72	2.97	154	610.00