



DIVERSITY & INCLUSION EMPLOYEE EXPERIENCE STUDY

SEPTEMBER-OCTOBER 2019
DALLAS COUNTY COMMUNITY COLLEGE DISTRICT
Mary A. Brumbach
Chief Strategy Officer
February 4, 2020

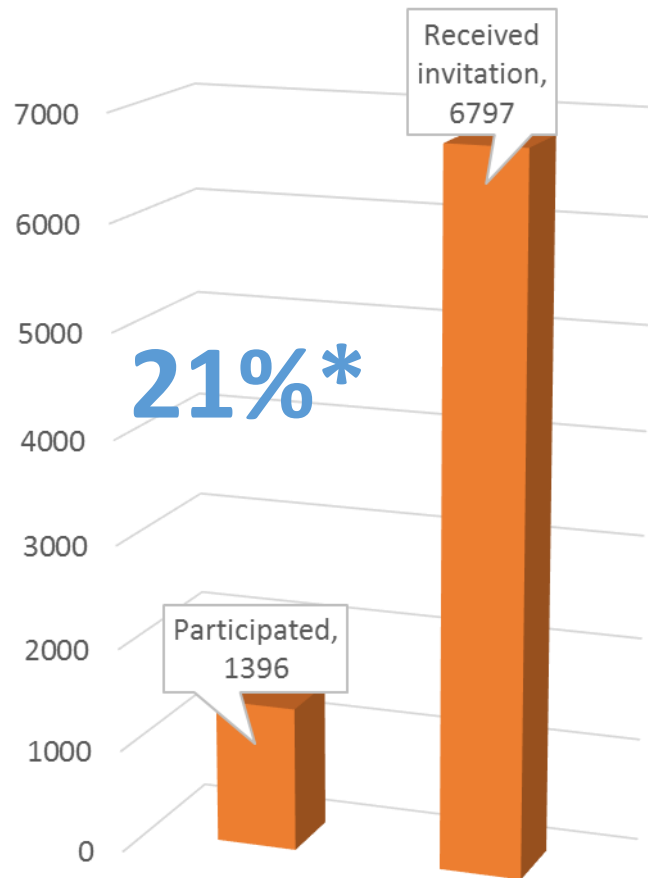
THE SURVEY: PURPOSE

To assess employee experience in terms of diversity and inclusion and from the findings, build a strategic plan to create a high performing diverse and inclusive work and learning environment for DCCCD.

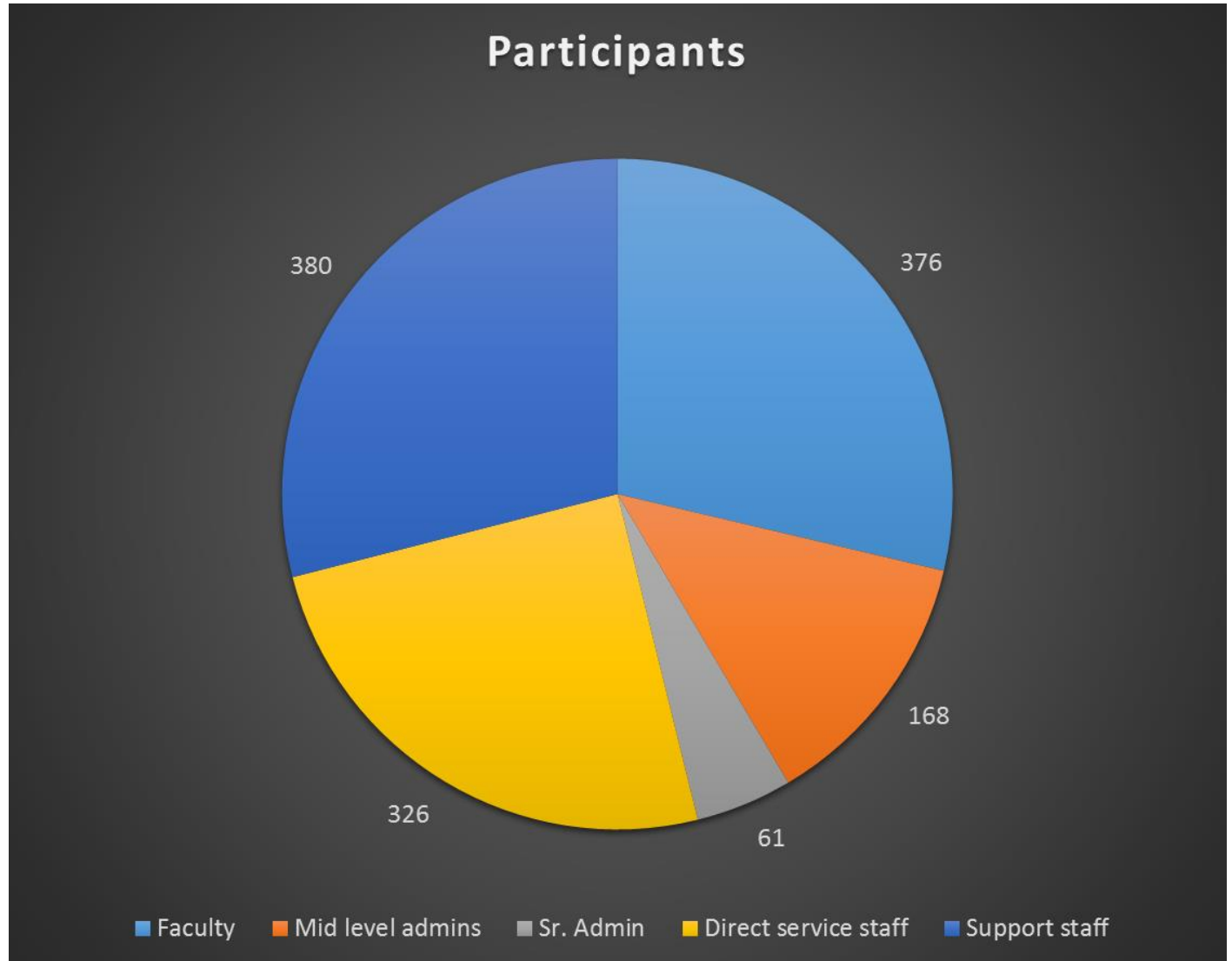
ABOUT THE SURVEY

- Completely anonymous and conducted by external third party
- Used 7 constructs of Diversity & Inclusion based in current research
- Constructs included Belonging, Fairness, Opportunities and Resources, Decision Making, Diversity, Voice, and Contribution to a Broader Purpose.
- Used 27 questions related to the constructs and, in addition, gathered demographic information such as race/ethnicity, role, tenure, location, gender, and others

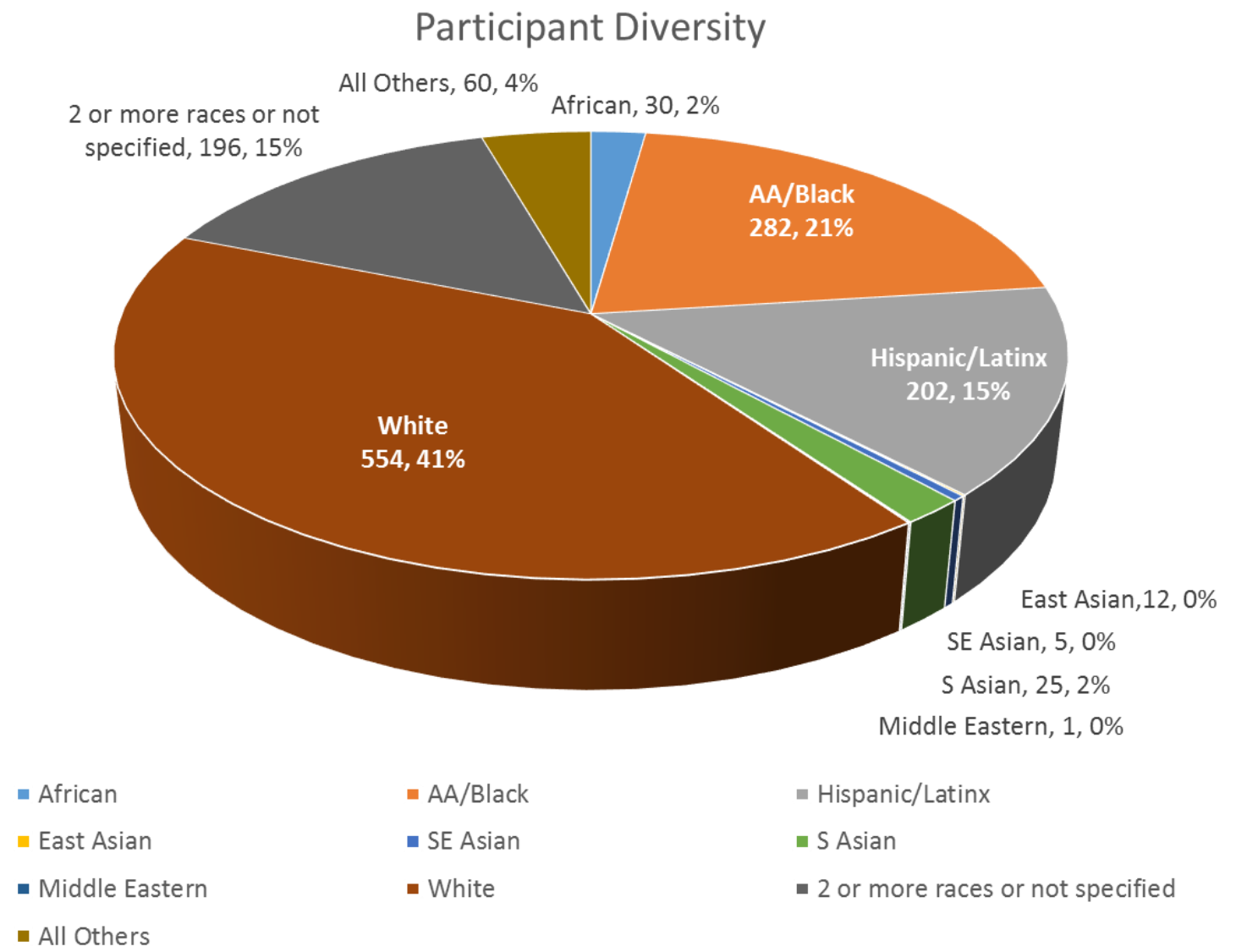
ABOUT THE PARTICIPANTS



*5% is considered a good response rate. Surveys among DCCCD employees have averaged 1% or less this past year.



ABOUT THE PARTICIPANTS

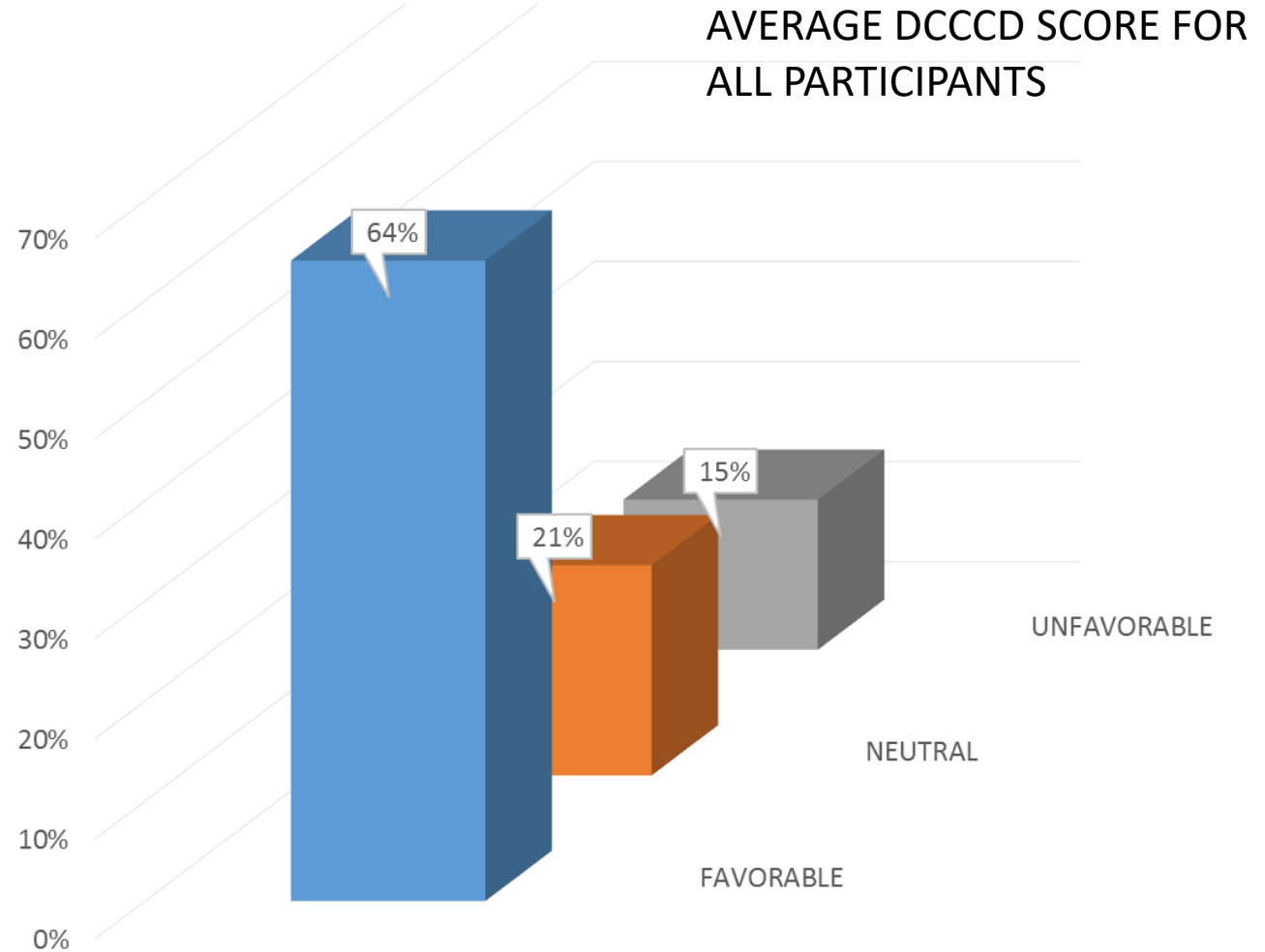




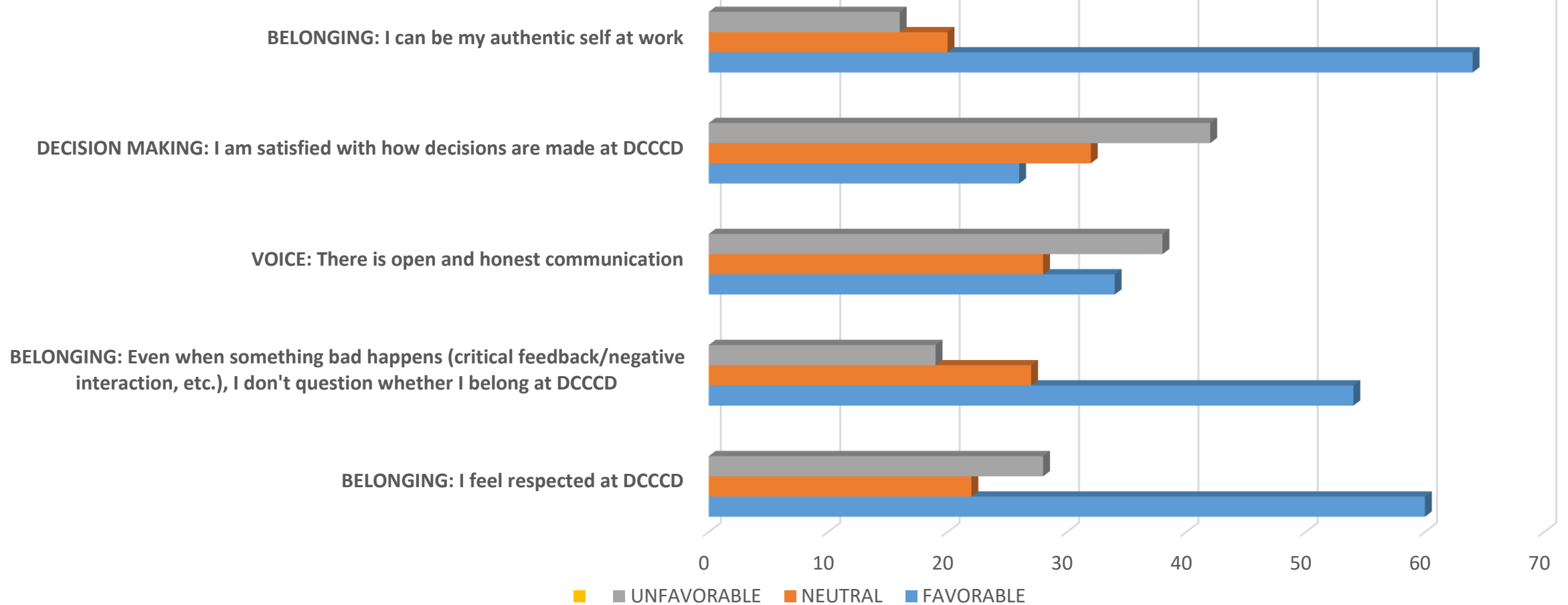
RESULTS

KEY FACTOR: ENGAGEMENT

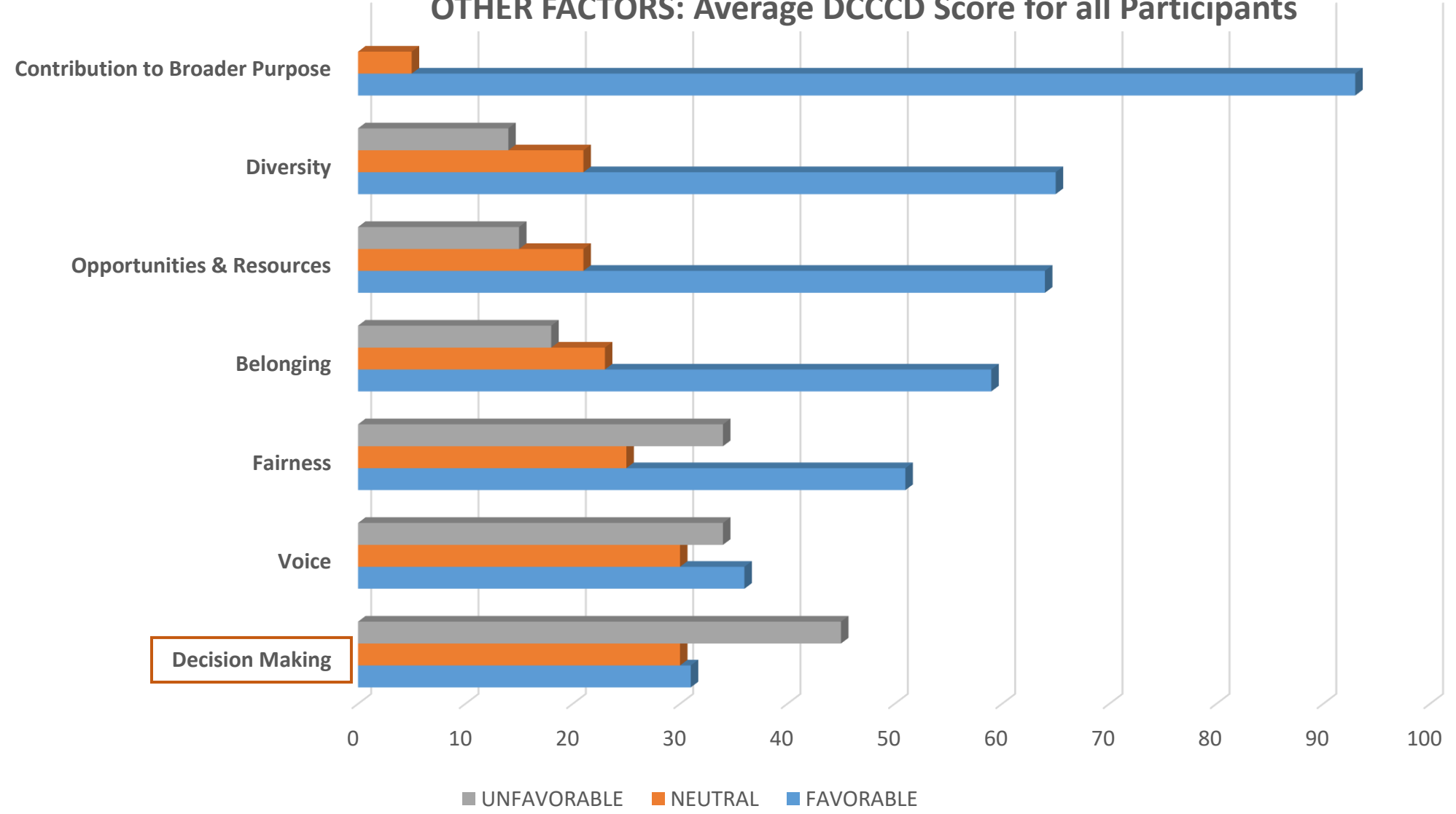
The level of connection, motivation and commitment a person feels for the place they work.



Questions that have been statistically identified as having the greatest impact on employee engagement (Average DCCCD Score)



OTHER FACTORS: Average DCCCD Score for all Participants





OBSERVATIONS

WHAT ARE WE DOING REALLY WELL?

CONTRIBUTION TO A BROADER PURPOSE

Survey questions:

- The work we do at DCCCD is important
- I understand how my work contributes to the DCCCD mission

- 93% favorable rating across all DCCCD participants
- From People Scientists at Culture Amp:
 - Something to celebrate
 - Obvious that this is something that's talked about and actively managed
 - Should frame all of the conversations around diversity, inclusion, and belonging

INSIGHTS

- Responses from the majority of participants are very similar across all factors
- Ratings for **diversity** are virtually identical across all full-time staff, faculty, and administrator participants
 - Survey questions were
 - DCCCD values diversity
 - DCCCD builds teams that are diverse

	Overall DCCCD	Staff Full-Time	Faculty Full-Time	Administrators	Not Specified	
No. of Responses	1.4K	649	234	101	55	
Engagement	64%	63%	62%	70%	38%	Significantly higher than average
Decision Making	30%	29%	19%	44%	14%	Greater than average
Fairness	51%	49%	47%	51%	34%	Slightly higher
Opportunities & Resources	64%	63%	50%	67%	47%	Neutral
Voice	36%	32%	26%	44%	16%	Slightly lower than average
Belonging	59%	57%	54%	59%	38%	Lower than average
Diversity	65%	63%	62%	60%	31%	Significantly lower than average
Contribution to Broader Purpose	93%	92%	92%	97%	88%	

INSIGHTS

- Responses from the majority of participants are very similar across all factors
- **Individuals who are identifying as multi-racial, other, or not-specific are scoring lower in all categories**
- Ratings for **diversity** are 13 and 9 points lower, respectively between White and African-American & White and Hispanic/Latinx
 - Survey questions were
 - DCCCD values diversity
 - DCCCD builds teams that are diverse

	Overall DCCCD	White	African American	Hispanic Latinx	Tw or more races , other & not specified	COLOR CODE
No. of Responses	1.4K	554	282	202	251	Significantly higher than average
Engagement	64%	66%	65%	71%	49%	Greater than average
Decision Making	30%	31%	32%	36%	18%	Slightly higher
Fairness	51%	55%	51%	54%	38%	Neutral
Opportunities & Resources	64%	66%	65%	68%	53	Slightly lower than average
Voice	36%	40%	36%	43%	22	Lower than average
Belonging	59%	62%	58%	66%	46	Lower than average
Diversity	65%	74%	61%	65%	45	Lower than average
Contribution to Broader Purpose	93%	93%	95%	95%	88%	Significantly lower than average

INSIGHTS

- Lowest favorable scores across the factors are in **Decision Making** and **Voice**
- Multi-racial and other are significantly lower in both factors
 - Survey questions for **Decision Making**
 - I am satisfied with how decisions are made at DCCCD
 - Perspectives like mine are included in the decision making at DCCCD
 - I am included in decisions that affect my work
 - Survey questions for **Voice**:
 - There is open and honest two-way communication
 - When I speak up, my opinion is valued
 - I can voice a contrary opinion without fear of negative consequences

	Overall DCCCD	White	African American	Hispanic Latinx	Two or more races, other & not specified	COLOR CODE
No. of Responses	1.4K	554	282	202	251	
Engagement	64%	66%	65%	71%	49%	Significantly higher than average
Decision Making	30%	31%	32%	36%	18%	Slightly higher
Fairness	51%	55%	51%	54%	38%	Neutral
Opportunities & Resources	64%	66%	65%	68%	53%	Slightly lower than average
Voice	36%	40%	36%	43%	22%	Lower than average
Belonging	59%	62%	58%	66%	46%	Lower than average
Diversity	65%	74%	61%	65%	45%	Significantly lower than average
Contribution to Broader Purpose	93%	93%	95%	95%	88%	

INSIGHTS

- Lowest favorable scores across the factors are in **Decision Making** and **Voice**
- Full-Time Faculty are 11 and 10 points lower than the DCCCD average, respectively, in these categories
 - Survey questions for **Decision Making**:
 - I am satisfied with how decisions are made at DCCCD
 - Perspectives like mine are included in the decision making at DCCCD
 - I am included in decisions that affect my work
 - Survey questions for **Voice**:
 - There is open and honest two-way communication
 - When I speak up, my opinion is valued
 - I can voice a contrary opinion without fear of negative consequences

	Overall DCCCD	Staff Full-Time	Faculty Full-Time	Administrators	Not Specified
No. of Responses	1.4K	649	234	101	55
Engagement	64%	63%	62%	70%	38%
Decision Making	30%	29%	19%	44%	14%
Fairness	51%	49%	47%	51%	34%
Opportunities & Resources	64%	63%	50%	67%	47%
Voice	36%	32%	26%	44%	16%
Belonging	59%	57%	54%	59%	38%
Diversity	65%	63%	62%	60%	31%
Contribution to Broader Purpose	93%	92%	92%	97%	88%



CONNECTIONS WITH “BECOMING ONE COLLEGE” DISCUSSIONS

The importance of **voice** and **decision making** was also prominent in the results of sessions.



Across the district

(Compression Planning Sessions on Becoming ONE College)

- Sept – Nov 2019
- 4 sessions by invitation
- 134 employees
- Executive Leadership Session
- 3 Combined College Sessions; Faculty, Staff, Administrators - *Leaders & Change Agents*

Insights

- Leadership cared enough to include me
 - We have similar experiences
 - Very cohesive
 - Learning and sharing ideas in groups is great
 - Importance of thinking with other people's hats on
 - Great to have different roles and minds at each table
-
- This is the beginning – easier to think together than I thought it would be





- Everyone was able to voice their opinions
- Mixed different role levels across colleges
- Different teams represented show that we are no different across the colleges
- There is breadth of commonality of thought
- Helpful to listen to other perspectives
- We need to engage employees and listen to their ideas

We are on the same page

Across the district

(World Cafés on
Becoming ONE College)

- Nov – Dec 2019
- 5 open-invitation sessions
- 590 employees registered
- 207 table-top papers
- 248 feedback cards
- 1665 dots!



What we heard...

- How rarely we get to visit with others outside our group – we need more of this.
- Great idea for collaboration – to take our ideas and do something with them.
- This is a great opportunity to be heard
- **Change starts with us, right here!**





- It's great to be able to voice our opinion.
- We should do this more often!
- We are hearing a lot of unity in these meetings.
- This was a positive exercise, and it got us out of our silos.
- I hope you follow suggestions.

Keep us informed.



NEXT STEPS:
USE THE DIVERSITY AND
INCLUSION EMPLOYEE
EXPERIENCE STUDY AS A
CATALYST

NEXT STEPS

- Develop a Values Statement for the One College
 - Use both physical and virtual versions of a World Café approach to gather information across the system on values to be included (Spring 2020)
 - Through compression planning with faculty, staff, and administrative leaders, craft a succinct draft Values Statement based on the results of the World Cafes and the needs of the College
 - After review with system leadership, present the draft for adoption to the Board of Trustees (August 2020)
 - Plan for including the Values Statement in all appropriate documents (including job descriptions), websites, and locations
 - Use the Values Statement to guide professional development for all employees

NEXT STEPS (Fall 2020 and on-going)

- Provide professional development support from internal and external sources to address areas identified in the results including, but not limited to:
 - fostering inclusion, diversity, and belonging;
 - supporting engagement in decision making and opportunities to provide ideas and solutions; and
 - increasing effectiveness in leadership at all levels.
- Respond to the desire for addressing siloes and greater cross-communication on meaningful issues through creating and supporting employee resource groups linked to:
 - affiliations (race/ethnicity/other categories),
 - roles,
 - responsibilities, and
 - interests.



RESULTS BY CATEGORIES

HEAT MAP: Role

COLOR CODE		Overall DCCCD	Staff Full-Time	Faculty Full-Time	Staff Part-Time	Faculty Adjunct	Administrators	Not Specified
Significantly higher than average	No. of Responses	1.4K	649	234	131	128	101	55
Greater than average	Engagement	64%	63%	62%	73%	70%	70%	38%
Slightly higher	Decision Making	30%	29%	19%	47%	40%	44%	14%
Neutral	Fairness	51%	49%	47%	66%	57%	51%	34%
Slightly lower than average	Opportunities & Resources	64%	63%	50%	79%	66%	67%	47%
Lower than average	Voice	36%	32%	26%	61%	51%	44%	16%
Significantly lower than average	Belonging	59%	57%	54%	78%	72%	59%	38%
	Diversity	65%	63%	62%	79%	80%	60%	31%
	Contribution to Broader Purpose	93%	92%	92%	95%	94%	97%	88%

HEAT MAP: Race & Ethnicity

COLOR CODE		Overall DCCCD	White	African American	Hispanic Latinx	Tw or more races , other & not specified	African	South Asian	Southeast Asian	East Asian	Native American	Middle Eastern
Significantly higher than average	No. of Responses	1.4K	554	282	202	251	39	25	13	11	10	9
Greater than average	Engagement	64%	66%	65%	71%	49%	71%	83%	69%	70%	53%	65%
Slightly higher	Decision Making	30%	31%	32%	36%	18%	42%	52%	36%	27%	23%	15%
Neutral	Fairness	51%	55%	51%	54%	38%	51%	60%	54%	59%	35%	44%
Slightly lower than average	Opportunities & Resources	64%	66%	65%	68%	53	74%	78%	73%	64%	50%	53%
Lower than average	Voice	36%	40%	36%	43%	22	41%	52%	36%	15%	30%	30%
Significantly lower than average	Belonging	59%	62%	58%	66%	46	59%	82%	62%	64%	63%	48%
	Diversity	65%	74%	61%	65%	45	76%	78%	62%	64%	55%	56%
	Contribution to Broader Purpose	93%	93%	95%	95%	88%	96%	100%	81%	91%	95%	89%

HEAT MAP: Tenure

COLOR CODE		Overall DCCCD	10-20 years	2-4 years	6-10 years	4-6 years	1-2 years	20-30 years	30+ years	Not Specified	6-12 months	+3 months	3-6 months
Significantly higher than average	No. of Responses	1.3K	302	166	162	139	116	114	78	75	62	46	39
Greater than average	Engagement	64%	59%	62%	63%	60%	66%	70%	75%	45%	81%	76%	75%
Slightly higher	Decision Making	30%	27%	32%	25%	25%	39%	24%	39%	19%	48%	54%	42%
Neutral	Fairness	51%	44%	50%	48%	50%	56%	51%	62%	40%	63%	62%	67%
Slightly lower than average	Opportunities & Resources	64%	62%	64%	60%	59%	68%	66%	73%	55%	75%	69%	69%
Lower than average	Voice	36%	28%	39%	32%	32%	46%	29%	55%	18%	55%	61%	60%
Significantly lower than average	Belonging	59%	52%	61%	60%	55%	65%	56%	70%	42%	76%	79%	69%
	Diversity	65%	57%	67%	63%	62%	69%	73%	71%	40%	81%	77%	85%
	Contribution to Broader Purpose	93%	94%	91%	93%	87%	92%	96%	90%	95%	98%	98%	94%