

Total main campus area (meter²)



Poblado campus

Total area: 75.633 m²



Sabaneta campus

Total area: 11.689 m²







Envigado campus

Total area: 178.364 m²

Total campus area = $(75.633 + 11.689 + 178.364) = 26.5686$, hectares ; 265.686 m²

Google Earth is used as a reference to measure the distances of the campuses and then it is compared with the measurement made by the infrastructure area to obtain the final data.

Total campus buildings area (m2)

Building A – Poblado campus	Building B – Poblado campus
	
Area: 5.160 m2	Area: 60.372 m2
Building C – Poblado campus	Main Building – Envigado campus
	
Area: 25.460 m2	Area: 1.254 m2
Main Building – Sabaneta campus	



$$\text{Area: } 4.194 + 4.344 + 240 = 8.778 \text{ m}^2$$

Description:

The area is obtained by multiplying the footprint of each building by the number of floors:

Building	Total Area (m2)
Building A – Poblado campus	5.160
Building B – Poblado campus	60.372
Building C – Poblado campus	25.460
Main Building – Envigado campus	1.254
Main Building – Sabaneta campus	8.778
Total	101,024 m2 - 10.1024 hectares