



كليات التقنية العليا  
HIGHER COLLEGES OF TECHNOLOGY

# HCT Fact Book 2020-2021





# HCT FACT BOOK 2020-2021

## Table of Contents

### 1 Page Number-4-7

#### About HCT

- HCT Overview
- History
- Governance
- HCT 4.0
- Board of Trustees
- HCT Leadership
- HCT Organogram
- Core Institutional Achievements
- Institutional Facts
- Campuses with Established Years and Directors
- Division with Executive Dean

### 03 Page Number-10-13

#### Enrollments

- Enrollments by Division and Gender
- Enrollments by Level and Gender
- Enrollments by Campus
- Enrollments by Division
- Percentage Enrollments by Division and Gender
- Enrollments by Division and Credential
- Enrollment by Division, Program and Campus

### 04 Page Number-14-20

#### Graduates

- Graduates by Gender
- Graduates by Campus
- Graduates by Division
- Graduates by Division and Gender
- Graduates by Division and Credential
- Graduates by Division and Program
- Graduates awarded Credentials with Distinction By Division, Credential and Gender
- Graduate Employment Rates

### 02 Page Number-8-9

#### New Student Enrollments

- By Emirate and Level
- By Campus and Year
- By High School Type and Gender

### 05 Page Number-21

#### Staff

- HCT Staff
- HCT Faculty

The Higher Colleges of Technology (HCT) Fact Book is published electronically on an annual basis by the Organizational Excellence Department. It provides current and historical information regarding HCT academic programmes, enrollments, graduates and staff, as at September 2020. The data, figures, programme names and details may alter to reflect updates and changes in the HCT system.

Find the electronic version at <http://www.hct.ac.ae/en/about/open-data/>



# HCT Fact Sheet Academic Year 2020-2021

**FOUNDED IN 1988**

**64,919** GRADUATES

**89,053** CREDENTIALS ISSUED



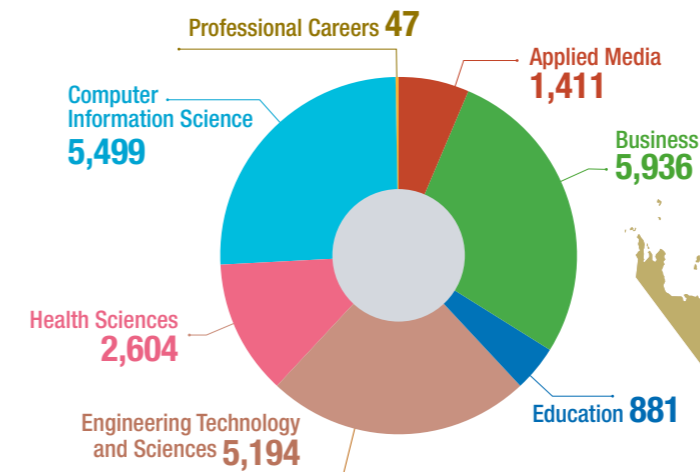
Total Enrolled Students in 2020-2021



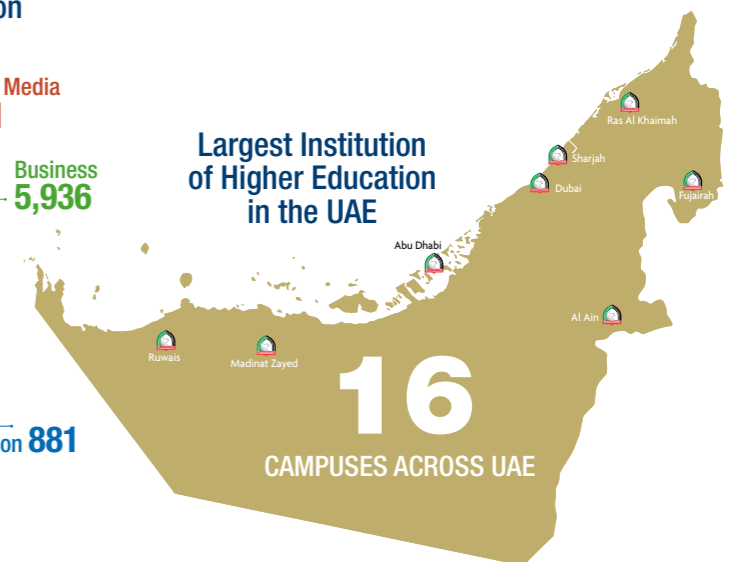
Male/Female Students in %



## Number of Students per Division



Largest Institution of Higher Education in the UAE



**1,110,000** e-books & books accessed by HCT community for research, teaching and learning.



**5,000** students attended Information Literacy sessions across HCT campuses.

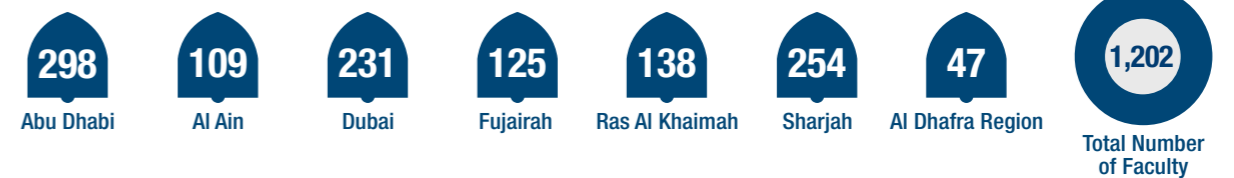


**440** staff attended Information Literacy sessions across HCT campuses.



**2,400** HCT community and external stakeholders reference queries answered.

## FACULTY BY LOCATION



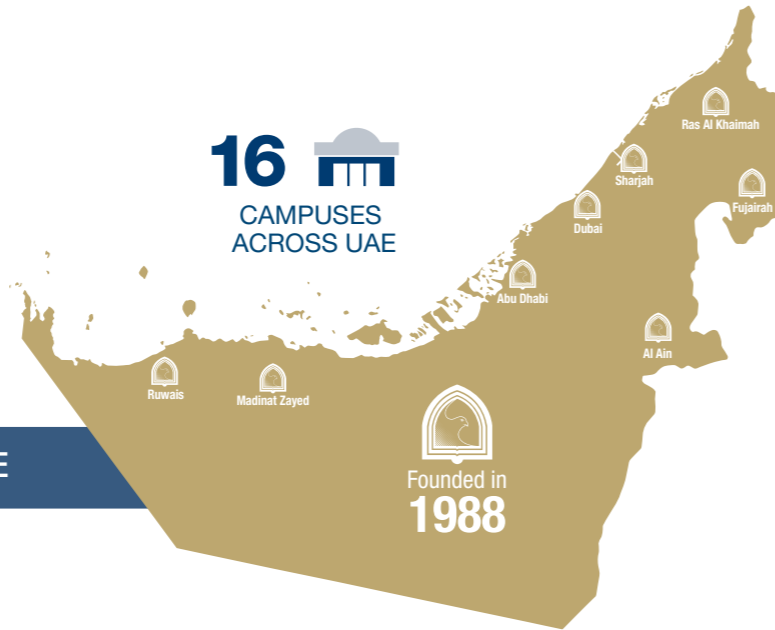
## FACULTY BY ACADEMIC DIVISION



\* General Studies and Arabic & Emirati Studies are supporting Academic Divisions



Largest Institution of Higher Education in the UAE



## About HCT

### HCT Overview

Founded in 1988 by Federal Decree the Higher Colleges of Technology is the largest higher educational institution in the United Arab Emirates, having a well-respected reputation for innovative and hands-on, workplace relevant teaching and learning methodologies, which are based on the philosophy of providing hands-on, experiential learning.

More than 20,000 students attend 16 modern, technology-enhanced men's and women's campuses in Abu Dhabi, Al Ain, Dubai, Fujairah, Madinat Zayed, Ras Al Khaimah, Ruwais and Sharjah.

HCT offers different, work-relevant, English-taught core programs in Applied Media, Business, Computer Information Science, Engineering Technology & Sciences, Health Sciences, Education, Military & Security and Professional Careers at various levels, as well as courses in General Studies, including Arabic and Emirati Studies. All programs are designed in consultation with business and industry leaders to ensure the students' skills are job-relevant and to the highest standards.

HCT students learn in a technologically sophisticated, e-learning environment that encourages development of independent and life-long learning skills.

HCT graduates are eagerly sought by employers as they are capable of operating effectively in today's global business environment. Over 89,000 academic credentials have been awarded to its graduates since 1991 (awarded to approximately 64,920 graduates).

The HCT has established dynamic relationships with UAE companies and organizations, as well as with the world's leading universities and organizations.

### History

In 1985, H.E. Sheikh Nahayan Mubarak Al Nahayan, Chancellor of the United Arab Emirates University, made a commitment to establish a new system of post-secondary education for UAE Nationals that would stress the ideals of productivity, self-determination and excellence. His Excellency envisioned a system of the highest quality that would be used to educate Nationals for the professional and technical careers necessary in a rapidly developing society. In fulfillment of that vision, the Higher Colleges of Technology was established in 1988 by Federal Law No 2 issued by the Late Sheikh Zayed bin Sultan Al Nahyan. Four colleges commenced that year. Since, twelve additional colleges and the Center of Excellence for Applied Research and Training (CERT) have opened throughout the Emirates to form the system of the Higher Colleges of Technology.

### Governance

The Higher Colleges of Technology constitutes a federal independent academic corporate body for higher education established under Federal Law No. 2 of 1988 and later re-organized under Federal Law no. 17 of 1998. Under the authority of Federal Law no. 17, the HCT confers degrees at the Bachelor, Higher Diploma and Diploma levels.

The HCT operates as a system of 16 campuses for male and female students in urban and rural locations in five emirates. The headquarters are located in the city of Abu Dhabi.



The HCT is governed by a Board of Trustees, which is appointed by the UAE Cabinet on the recommendation of the Chancellor.

The Board of Trustees consists of the Chancellor and experienced members from various sectors in the UAE. The Chancellor is Chair of the Board of Trustees and the legal representative of the HCT system. He is responsible for carrying out the decisions of the Board of Trustees. The President & Chief Executive Officer is responsible for the management of HCT and the implementation of its regulations and resolutions. In addition, the President & CEO is also responsible for developing an institutional culture of innovation as well as enhancing HCT's organizational performance. In the new structure, HCT is divided into five main divisions namely: Academics Affairs led by VP Academic Affairs, Education Technologies led by VP Education Technologies, Strategy & Excellence led by Vice President Strategy & Excellence, Employability & Knowledge Economy led by VP Employability & Knowledge Economy and supported by Shared Services led by VP Shared Services.

Under the Academic Affairs Divisions, there are seven academic faculty: Applied Media, Business, Computer Information Science, Engineering Technology & Sciences, Health Sciences, Education and Military & Security, and one academic support division (General Academic Requirements Division, headed by the Vice President Academic Affairs).

Professional Careers Program is designed to give practical experience in occupational fields or

### HCT 4.0

Launched in March 2019, HCT 4.0 takes HCT on track to becoming an exemplary entrepreneurial higher education institution in the region. Our strategy is one of disruption and this is exemplified by becoming the first economic and creative free zone to enable students to launch and operate their startups.

HCT 4.0 is comprised of the following themes, which cut across all levels of the organization: 'Graduating Companies', 'Technical Leaders' and 'No Emiratis Left Behind'. Our flagship Hybrid Education Model has now been expanded to include the digitization of resources, using a digital pedagogy, in a digital campus environment that enables the seamless mix of online and on-site teaching and learning.

industry for student who are not eligible in joining academic career programs. Faculty Executive Deans work closely with Campus Executive Directors to ensure all courses offered in the respective programs are operating satisfactorily and provide students with optimal learning experiences.



# Board of Trustees

The Board of Trustees of the Higher Colleges of Technology system is a legal, governing body formed by a government charter. The Board assumes full responsibility for safeguarding the interests of the Higher Colleges of Technology and all the stakeholders related thereto, including students, faculty, staff and alumni.




**H.E. Nasser Thani AlHamli**  
Chairman of the Board



**Dr. Mohammed Abdullatif Al Shehhi**  
Board Member



**Dr. Abdul Rahman Abdul Mannan Al Awar**  
Board Member



**Dr. Aisha Bin Bitti Bin Bisher**  
Board Member



**Mr. Malek Sultan Rashed Al Malek**  
Board Member




**Mr. Yasser Saeed Al Mazrouei**  
Board Member



**Mr. Tarek Abdul Rahim Al Hosani**  
Board Member




**Mr. Khaled Omar Al Breiki**  
Board Member



**Mr. Abdulaziz Khalid Al Jaziri**  
Board Member

# HCT Leadership



**Dr. Abdullatif M. AlShamsi**  
President & CEO



**Dr. Alex Zahavich**  
Chief Academic Officer  
(CAO)



**Dr. Addel Omar Al Ameri**  
Vice President  
Strategy and Future



**Dr. Jihad Mohaidat**  
Vice President  
Education Technologies

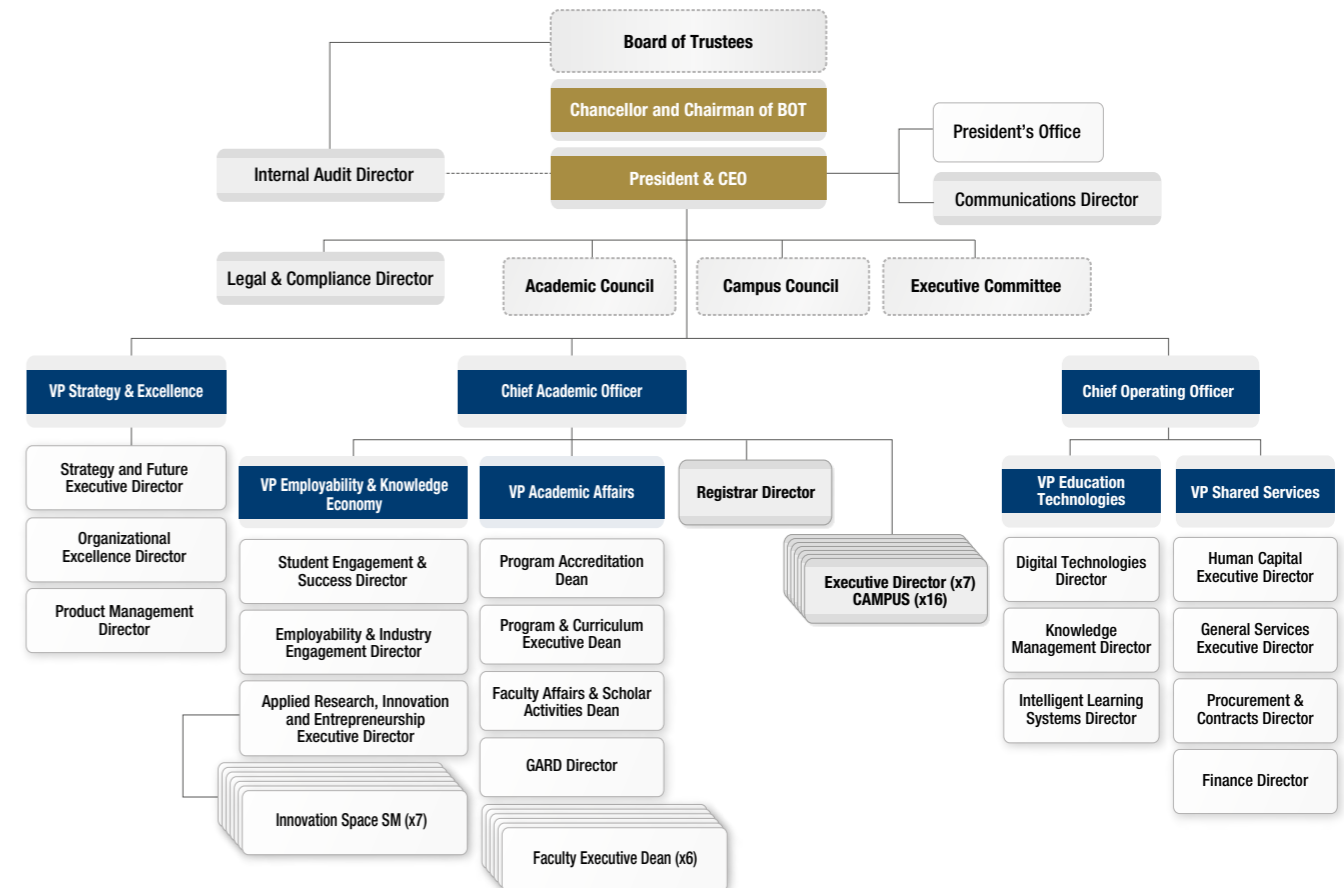


**Engineer Abdulla Al Mheiri**  
Vice President  
Shared Services



**Dr. Ayesha Abdulla**  
Acting Vice President  
Academic Affairs

## Higher Colleges of Technology Organogram



# Core Institutional Achievements










## International Accreditation



## National Accreditation

 <p>Engineering Technology &amp; Science programs by <b>ABET-ETAC</b></p>	 <p>Computer Information Science programs by <b>CIPS</b></p>	 <p>UNITED ARAB EMIRATES MINISTRY OF EDUCATION</p> <p>HCT is institutionally licensed to operate as a Higher Education Institution by the CAA (Commission for Academic Accreditation), Ministry of Education-UAE.</p> <p><b>71</b> Programs offered by the various Faculties at HCT are accredited by the CAA.</p>
 <p>Business programs by <b>ACBSP</b></p>	 <p>Health Sciences program by <b>HIMAA</b></p>	
<p><b>CHEA International Quality Group's CIQG Quality Award</b></p>	<p><b>Quality Assurance Agency (QAA) accreditation</b></p>	<p><b>The Best Technology Educator Middle East 2020 award</b></p>
 <p>HCT is the first higher education institution in MENA, Europe and Australia to be awarded the CIQG Quality Award, to recognize outstanding performance of higher education providers in meeting the CHEA/CIQG International Quality Principles.</p>	 <p>HCT is the one of the first six institutions worldwide to receive accreditation from the Quality Assurance Agency (QAA), UK.</p>	 <p>CFI.co yearly awards leading individuals and organisations that contribute significantly to the convergence of economies and truly add value for all stakeholders</p>

# Institutional Facts

 <p><b>Blockchain system with business and industry</b></p> <p>155,000 HCT Graduates' e-Credentials shared with employers on Blockchain Platform from 1991 to present.</p>	<p><b>2020</b></p>	<p><b>HCT Startup Development Program</b> supporting entrepreneurship at the HCT</p> <p>The program launched 67 startups (of which 33 led by female founders), involving more than 200 student entrepreneurs. Out of the total, 19 startups had some commercial activity (trade license) by the end of 2020.</p>
 <p><b>New Board of Trustees &amp; Chancellor</b></p> <p>New Board of Trustees established and HE Nasser Thani Al Hamli was appointed as Chairman of the Board and Chancellor of HCT.</p>	<p><b>2019</b></p>	<p><b>HCT 4.0 Established</b></p> <p>In March 2019 HCT launched HCT 4.0 Strategic Plan. Three main themes of HCT 4.0 are: "Graduating Entrepreneurs", "Technical Leaders" and "No Emiratis Left Behind"</p>
 <p><b>eTeacher Certification</b></p> <p>HCT is the first institution in ME Region to deliver Digital Teaching &amp; Learning Series for faculty</p>	<p><b>2018</b></p>	<p><b>HCT is the first institution in ME Region established as Blackboard's Digital Center of Excellence</b></p> <p>HCT and Blackboard signed an agreement to foster a partnership for the first Digital Center of Excellence in the Middle East, to improve the educational experience of students and faculty through educational technology and digital learning</p>
 <p><b>Professional Certificates and Qualifications (PCQs)</b></p> <p>The HCT's Hybrid Education Model embedded PCQs into all HCT academic programs, and at all Exit Points of study. Those professional certificates and qualifications are offered in association with 14 reputable international bodies from UK (7), USA (6) and Canada (1).</p>	<p><b>2017</b></p>	<p><b>Global Applied Education Network (GAEN) Introduced</b></p> <p>HCT signed key Memorandum of Understanding agreements with eight founding members of GAEN to foster knowledge partnerships, exchange of best practices and programs to boost employability, innovation, and entrepreneurship</p>
 <p><b>Innovation Spaces</b></p> <p>Innovation spaces with latest technological equipment and software applications are created to foster student creativity, entrepreneurship and innovation skills.</p>	<p><b>2018</b></p>	<p><b>President and CEO</b></p> <p>In August 2018, Dr. Abdullatif Al Shamsi was appointed to the new title of President &amp; CEO of HCT</p>
 <p><b>Technical Studies Program (TSP) Introduced</b></p> <p>Technical Studies Program was introduced to provide students with the basic skills in vocational and technical education for entry level positions.</p>	<p><b>2017</b></p>	<p><b>General Academic Requirement Division (GARD)</b></p> <p>GARD consisting of Foundations, General Studies and Arabic and Emirati Studies was established to facilitate the successful transition of new students to their career programs.</p>
 <p><b>HCT 2.0 Established (Strategic Plan 2017-2021 was introduced)</b></p> <p>In Spring 2016, HCT 2.0 and Strategic Plan 2017-2021 was implemented. HCT 2.0 contains new vision and mission with the strategic goals of student/graduate employability, academic excellence, student success and innovative learning. It is a ground breaking, five-year initiative (with 25 key initiatives) and it is expected to transform the HCT to a higher level by 2021.</p>	<p><b>2016</b></p>	<p><b>Faculty Wide Assessment (FWA)</b></p> <p>FWA was introduced, as final comprehensive common assessment of course learning outcomes for all courses, to ensure that a uniform measure of learning outcomes is applied across the system and that security measures and fairness have been applied in all HCT campuses.</p>
<p><b>HCT Founded</b></p> <p>In 1988, Higher Colleges of Technology (HCT) was founded by Federal Decree and H.E. Sheikh Nahayan Mubarak Al Nahayan was appointed as the first Chancellor of HCT.</p>	<p><b>1988</b></p>	<p><b>Vice Chancellor</b></p> <p>In March 2015, Dr. Abdullatif Al Shamsi was appointed as the Vice-Chancellor of HCT, by Federal Decree (29) for 2015.</p>

### Campuses with Established Year(s) and Directors

The list of campuses with the established Year and the Directors

Campus	Established (Year)	2020-21 Director
Abu Dhabi Men's	1988	Mr. Taleb Obaid
Abu Dhabi Women's	1988	
Al Ain Men's	1988	Dr. Shawqi Kharbash
Al Ain Women's	1988	
Dubai Men's	1989	Dr. Aisha Abushelaibi
Dubai Women's	1989	
Fujairah Men's	2004	Dr. Abdulla Al Suwajji
Fujairah Women's	1999	
Madinat Zayed Men's	2006	Dr. Addel Al Ameri
Madinat Zayed Women's	2006	
Ras Al Khaimah Men's	1993	Ms. Maryam Alhaffet
Ras Al Khaimah Women's	1993	
Ruwais Men's	2008	Dr. Addel Al Ameri
Ruwais Women's	2008	
Sharjah Men's	1998	Dr. Yahya Al Ansaari
Sharjah Women's	1997	

### Divisions with Executive Deans

The list of Divisions with the Executive Deans

Career Division	2020-21 Executive Dean	
Applied Media	Dr. Hamene Bin Abdallah	
Business	Dr. Ayesha Abdulla	
Computer Information Science	Dr. Hamene Bin Abdallah	
Education	Dr. Philip Quirke	
Engineering Technology & Sciences	Dr. Saud Aldajah	
Health Sciences	Dr. Nezam Al Nasir	
Military and Security	Dr. Hashim Al Zaabi	

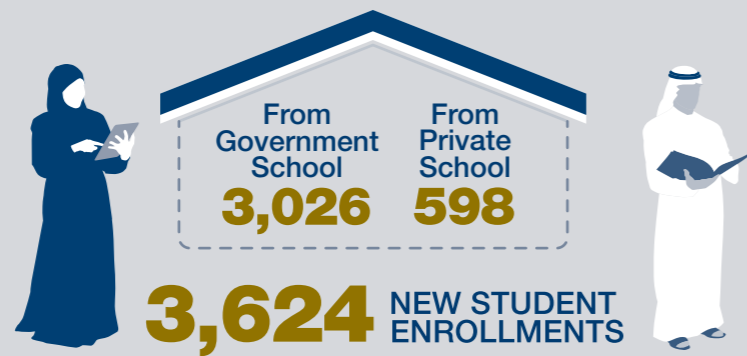
  

Supporting Divisions	2020-21	Position
Academic Affairs	Dr. Alex Zahavich	Chief Academic Officer
Strategy & Excellence	Dr. Addel Al Ameri	Vice President
Education Technologies	Dr. Jihad Mohaidat	Vice President
Shared Services	Eng. Abdulla Al Muhairi	Vice President
General Academic Requirement Division (GARD)	Mr. Rami Hamdan	Director
Programs and Curricula	Dr. Raa Said	Executive Dean
Arabic & Emirati Studies	Dr. Mohammed Alniuimi	Dean
General Studies	Dr. Georgia Daleure	Dean



# 02 New Student Enrollments

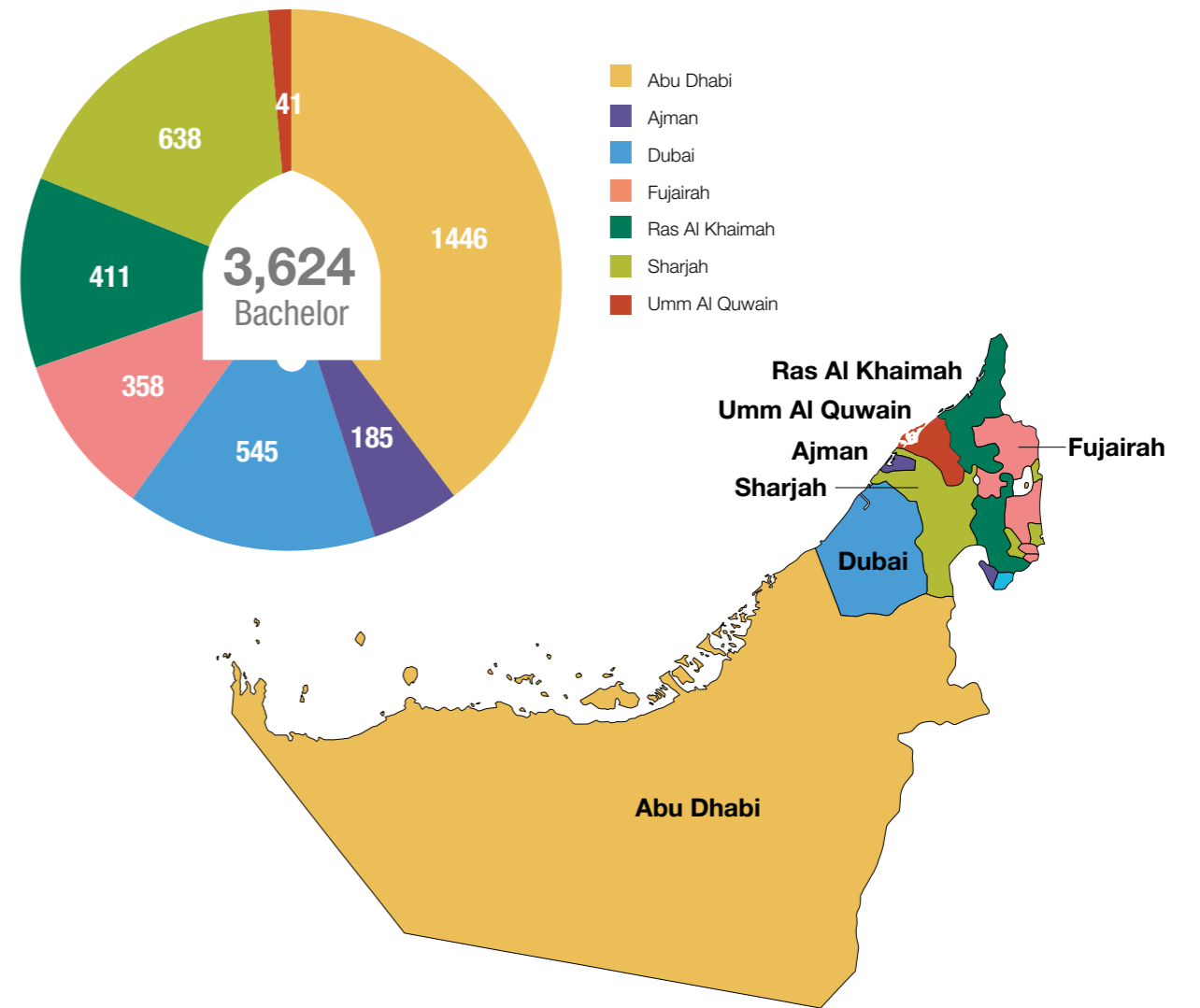
- New Student Enrollment by Emirate and Level
- New Student Enrollment by Campus and Year
- New Student Enrollment by High School Type and Gender



## NEW STUDENT ENROLLMENTS BY EMIRATE AND LEVEL Academic Year 2020-21

Emirate	Bachelor	%
Abu Dhabi	1,446	40%
Ajman	185	5%
Dubai	545	15%
Fujairah	358	10%
Ras Al Khaimah	411	11%
Sharjah	638	18%
Umm Al Quwain	41	1%
<b>Total</b>	<b>3,624</b>	<b>100%</b>

\*Enrollment Count as at 20 September, 2020.



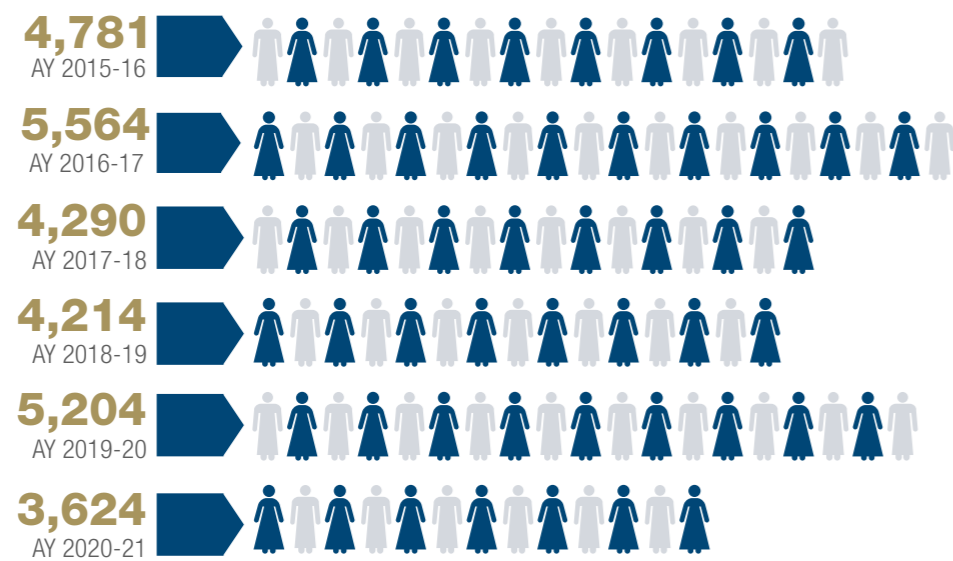


**NEW STUDENT ENROLLMENTS BY CAMPUS AND YEAR**

**Academic Year 2015-16 to 2020-21**

CAMPUS	AY 2015-16	AY 2016-17	AY 2017-18	AY 2018-19	AY 2019-20	AY 2020-21
Abu Dhabi Men's (ADM)	476	556	540	405	240	214
Abu Dhabi Women's (ADW)	531	783	511	563	956	652
Al Ain Men's (AAM)	140	207	155	116	107	66
Al Ain Women's (AAW)	260	429	203	262	732	426
Dubai Men's (DBM)	632	524	469	372	180	196
Dubai Women's (DBW)	516	510	366	361	518	395
Fujairah Men's (FJM)	113	130	144	91	47	30
Fujairah Women's (FJW)	384	444	314	453	712	444
Madinat Zayed Men's (MZM)	9	-	-	1	-	-
Madinat Zayed Women's (MZW)	56	54	44	36	73	44
Ras Al Khaimah Men's (RKM)	165	197	175	123	67	42
Ras Al Khaimah Women's (RKW)	427	480	380	445	581	369
Ruwais Men's (RWM)	4	5	20	10	9	4
Ruwais Women's (RWW)	39	73	47	50	61	40
Sharjah Men's (SJM)	349	390	381	277	166	108
Sharjah Women's (SJW)	680	782	541	649	755	594
<b>Total</b>	<b>4,781</b>	<b>5,564</b>	<b>4,290</b>	<b>4,214</b>	<b>5,204</b>	<b>3,624</b>

\*Enrollment Count as at 20 September, 2020.

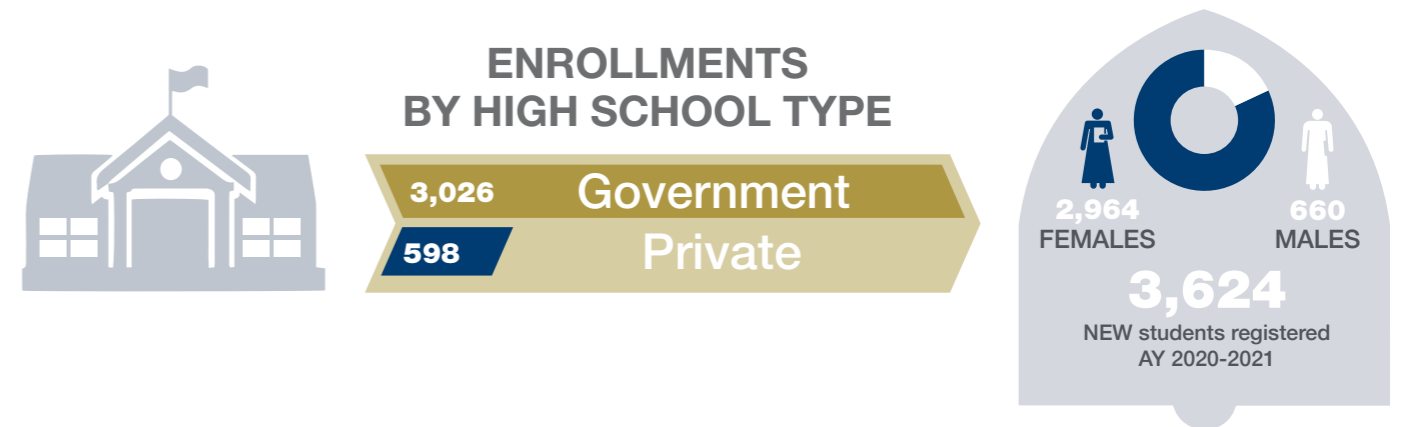


**NEW STUDENT ENROLLMENTS BY HIGH SCHOOL TYPE AND GENDER**

**Academic Year 2020-21**

Gender	Female	%	Male	%	Total	%
Government	2,591	87%	435	66%	3,026	83%
PRIVATE	373	13%	225	34%	598	17%
<b>Total</b>	<b>2,964</b>	<b>100%</b>	<b>660</b>	<b>100%</b>	<b>3,624</b>	<b>100%</b>

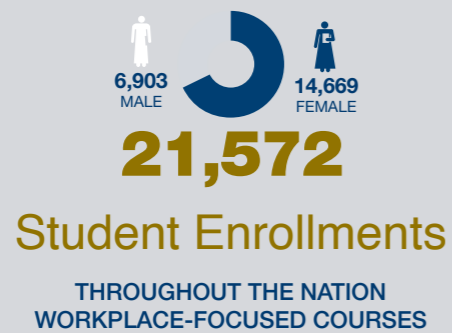
\*Enrollment Count as at 20 September, 2020.





# Enrollments 03

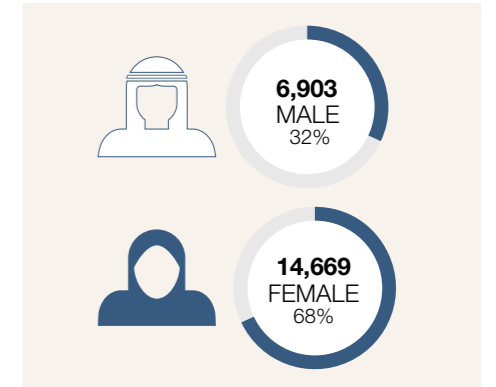
- Enrollments by Division and Gender
- Enrollments by Level and Gender
- Enrollments by Campus
- Enrollments by Division
- Percentage Enrollments by Division and Gender
- Enrollments by Division and Credential
- Enrollments by Division, Program and Campus



## ENROLLMENTS BY DIVISION AND GENDER

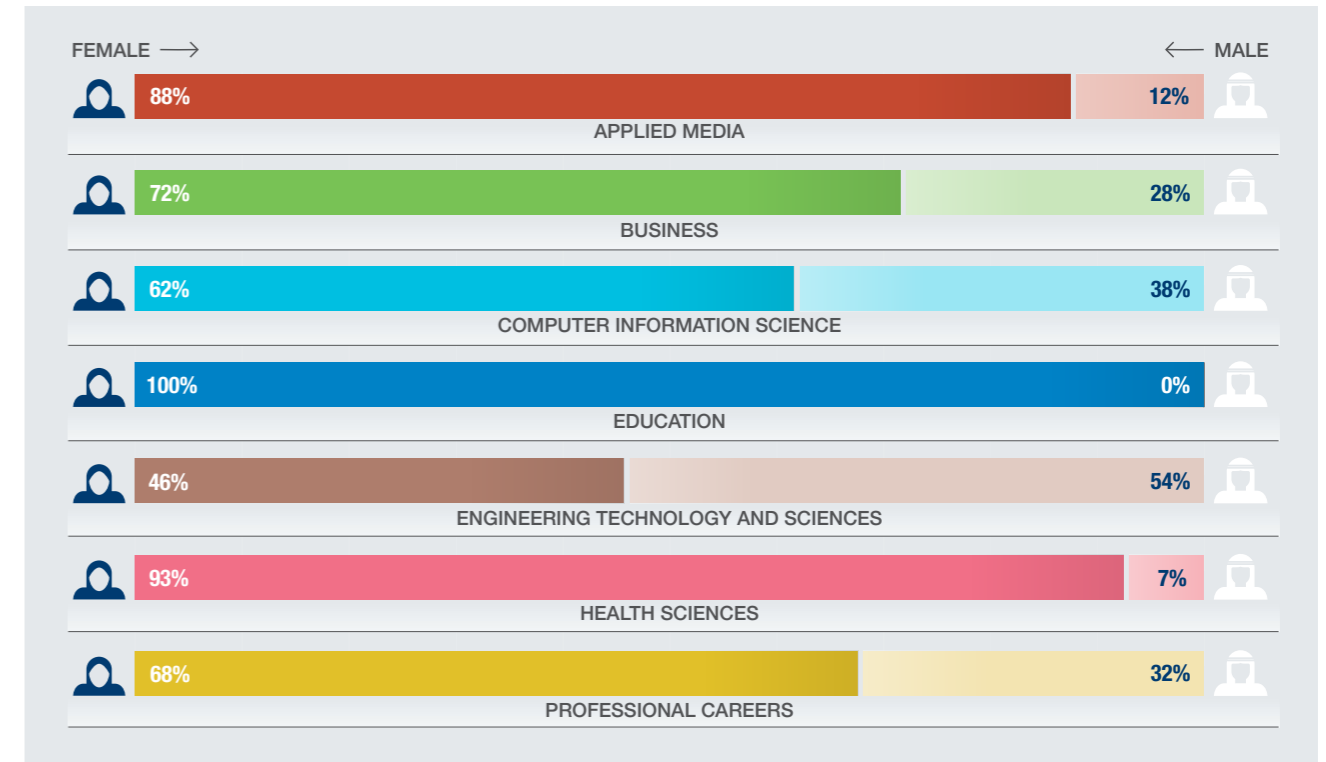
Academic Year 2020-21

Division	Female	Male	Grand Total
Applied Media	1,244	167	1,411
Business	4,294	1,642	5,936
Computer Information Science	3,413	2,086	5,499
Education	881	0	881
Engineering Technology and Sciences	2,382	2,812	5,194
Health Sciences	2,423	181	2,604
Professional Careers	32	15	47
<b>Total</b>	<b>14,669</b>	<b>6,903</b>	<b>21,572</b>



\*Enrollment Count as at 20 September, 2020.

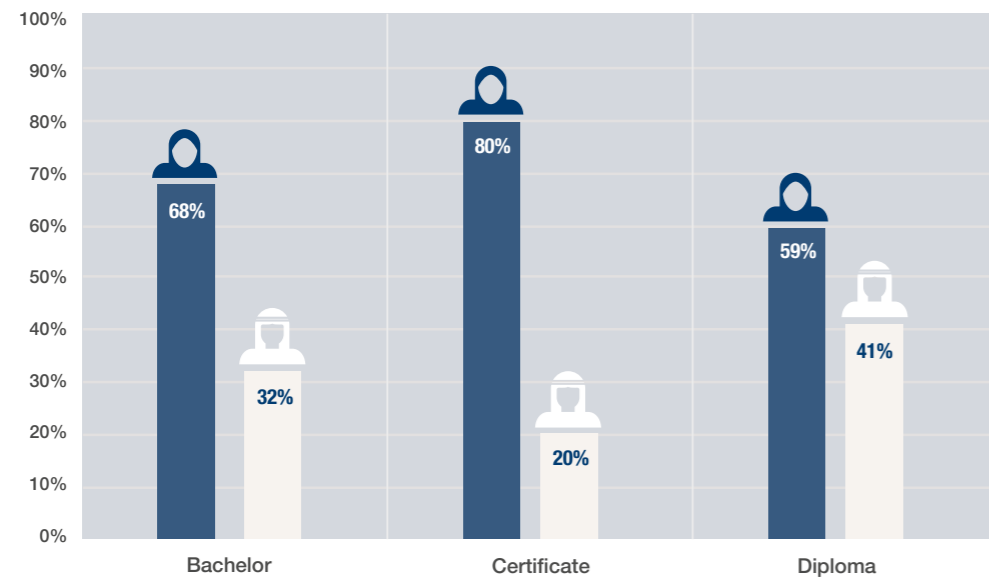
## ENROLLMENTS BY DIVISION AND GENDER



### ENROLLMENTS BY LEVEL AND GENDER

Academic Year 2020-21

Level	Female	Male	Total
Bachelor	14,637	6,888	21,525
Certificate	16	4	20
Diploma	16	11	27
<b>Total</b>	<b>14,669</b>	<b>6,903</b>	<b>21,572</b>



### ENROLLMENTS BY CAMPUS

Academic Year 2020-21

Campus	Total	%
Al Ain Men's College	686	3%
Al Ain Women's College	1,716	8%
Abu Dhabi Men's College	2,234	10%
Abu Dhabi Women's College	3,371	16%
Dubai Men's College	1,740	8%
Dubai Women's College	1,932	9%
Fujairah Men's College	381	2%
Fujairah Women's College	2,054	10%
Madinat Zayed Men's College	1	0%
Madinat Zayed Women's College	244	1%
Ras Al Khaimah Men's College	495	2%
Ras Al Khaimah Women's College	1,876	9%
Ruwais Men's College	92	0%
Ruwais Women's College	257	1%
Sharjah Men's College	1,329	6%
Sharjah Women's College	3,164	15%
<b>Total</b>	<b>21,572</b>	<b>100%</b>

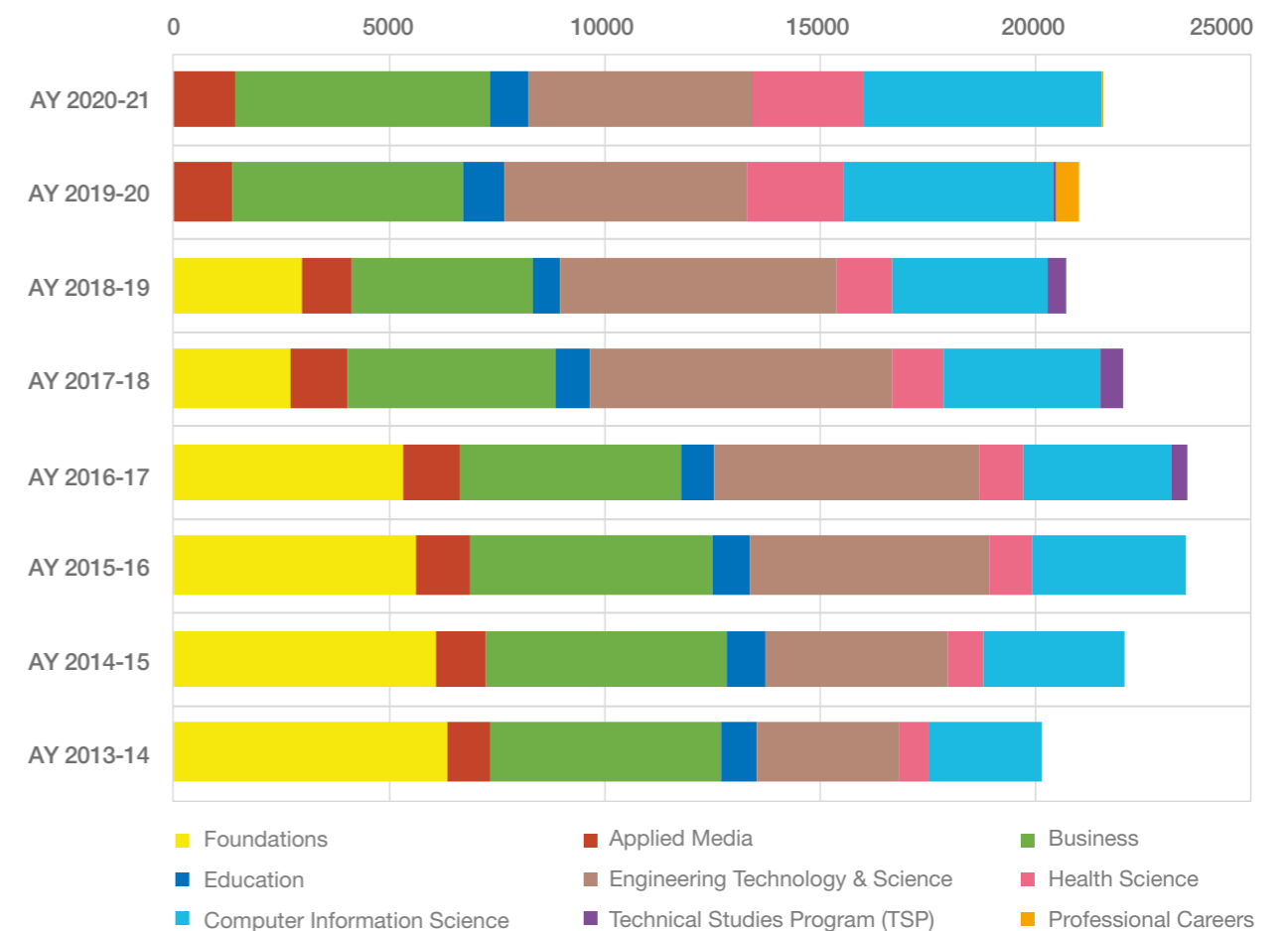
\*Enrollment Count as at 20 September, 2020.

### ENROLLMENTS BY DIVISION

Academic Year 2013-14 to 2020-21

DIVISION	AY 2013-14	AY 2014-15	AY 2015-16	AY 2016-17	AY 2017-18	AY 2018-19	AY 2019-20	AY 2020-21
Foundations	6,363	6,099	5,613	5,335	2,732	2,982	-	-
Applied Media	988	1,164	1,268	1,320	1,314	1,153	1,353	1,411
Business	5,355	5,585	5,609	5,112	4,831	4,190	5,380	5,936
Education	824	877	881	781	782	657	947	881
Engineering Technology & Science	3,305	4,222	5,545	6,138	7,004	6,414	5,603	5,194
Health Sciences	681	833	986	1,017	1,196	1,278	2,275	2,604
Computer Information Science	2,628	3,294	3,571	3,440	3,636	3,611	4,854	5,499
Technical Studies Program (TSP)	-	-	-	366	542	437	77	-
Professional Careers	-	-	-	-	-	-	501	47
<b>Total</b>	<b>20,144</b>	<b>22,074</b>	<b>23,473</b>	<b>23,509</b>	<b>22,037</b>	<b>20,722</b>	<b>20,990</b>	<b>21,572</b>

\*Enrollment Count as at 20 September, 2020.



### PERCENTAGE ENROLLMENTS BY DIVISION AND GENDER

Academic Year 2020-21

	Applied Media	Business	Computer Information Science	Education	Engineering Technology & Sciences	Health Sciences	Professional Careers	Grand Total
Female	1,244	4,294	3,413	881	2,382	2,423	32	14,669
Male	167	1,642	2,086		2,812	181	15	6,903
<b>Total</b>	<b>1,411</b>	<b>5,936</b>	<b>5,499</b>	<b>881</b>	<b>5,194</b>	<b>2,604</b>	<b>47</b>	<b>21,572</b>

\*Enrollment Count as at 20 September, 2020.

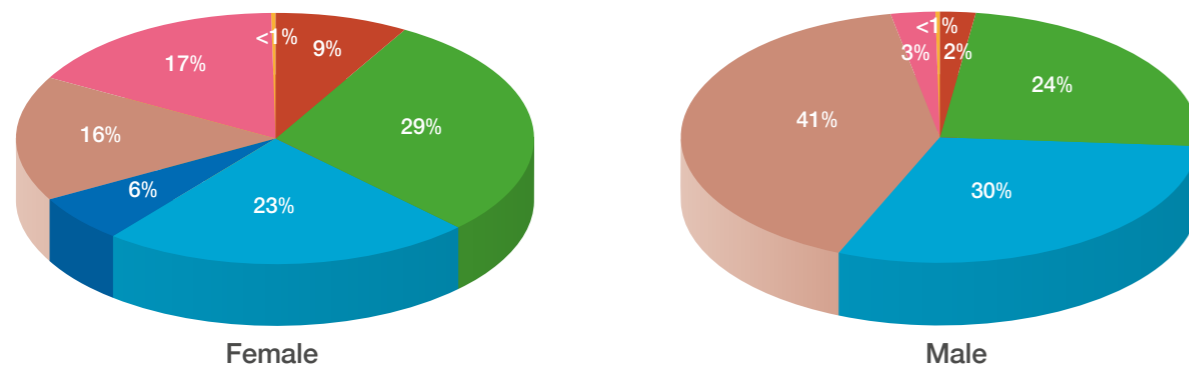
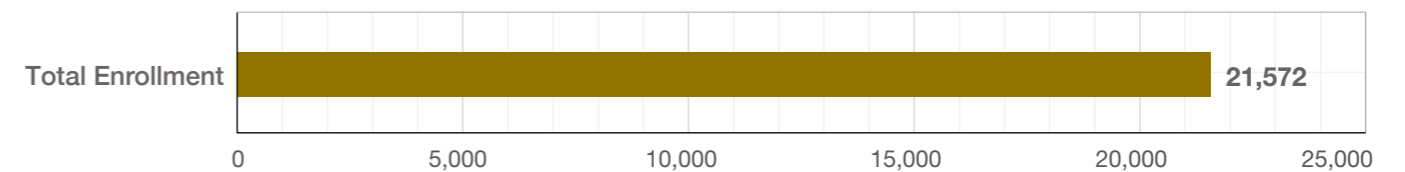
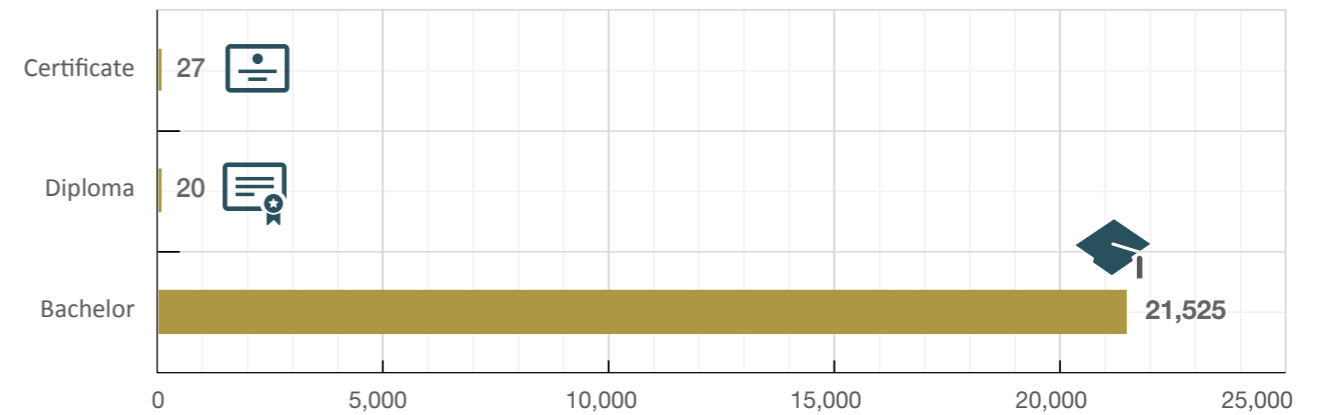
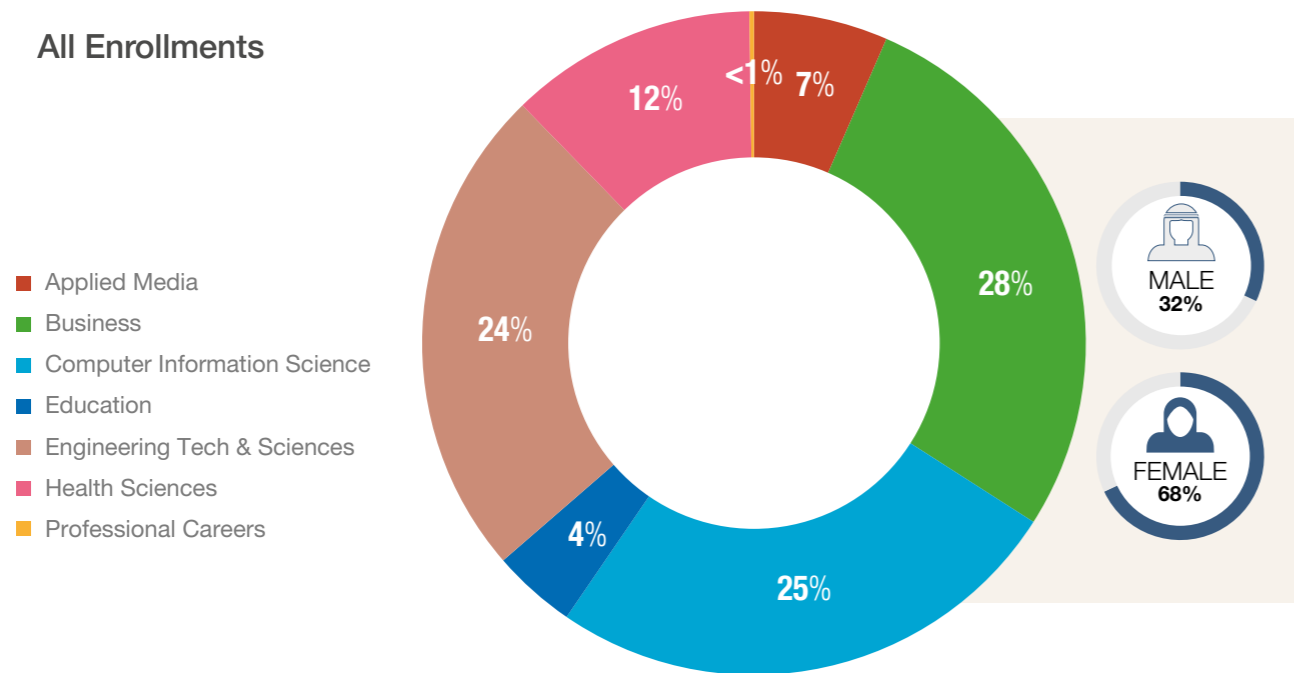
### ENROLLMENTS BY DIVISION AND CREDENTIAL

Academic Year 2020-21

Division	Bachelor	Diploma	Certificate	Total Enrollment
Applied Communications	1,411			1,411
Business	5,936			5,936
Computer & Information Science	5,499			5,499
Education	881			881
Engineering Technology & Sciences	5,194			5,194
Health Sciences	2,604			2,604
Professional Careers		20	27	47
<b>Total</b>	<b>21,525</b>	<b>20</b>	<b>27</b>	<b>21,572</b>

\*Enrollment Count as at 20 September, 2020.

#### All Enrollments



### ENROLLMENT BY DIVISION, PROGRAM AND CAMPUS Academic Year 2020-21

DIVISION / PROGRAM	AAM	AAW	ADM	ADW	DBM	DBW	FJM	FJW	MZM	MZW	RKM	RKW	RUM	RUW	SJM	SJW	TOTAL
<b>APPLIED MEDIA</b>			74	331	93	244		151				273				245	1,411
Bachelor of Applied Media			74	331	93	244		151				273				245	1,411
<b>BUSINESS</b>	142	750	506	827	452	625	54	344	1	161	87	594	33	155	368	837	5,936
Bachelor of International Business Management				5	1										1		7
Bachelor of Accounting	1	75	93	148	93	101		77		51	16	113		9	107	152	1,036
Bachelor of Business - Common Year	79	575	234	518	177	304	38	196		86	60	323	19	84	157	304	3,154
Bachelor of Business Analytics					46											58	104
Bachelor of Finance	62		95	32	97	53											339
Bachelor of Human Resource Management		29				91		1		18		40		26	59	115	379
Bachelor of Innovational and Entrepreneurship Management		71														161	232
Bachelor of Logistics and Supply Chain			78	27			15										120
Bachelor of Marketing				43				7				86				44	180
Bachelor of Quality Management			6	12	38	76	1	30	1	6	11	32	14	36		47	310
Bachelor of Tourism Management				42				33									75
<b>COMPUTER &amp; INFORMATION SCIENCE</b>	229	589	530	696	544	402	139	524			241	662			403	540	5,499
Bachelor of Applied Science in Information Systems		3	32	69	1	37					30	73				33	278
Bachelor of Applied Science in Information Technology	91	147	181	136	288	108	59	186			90	181			137	197	1,801
Bachelor of Computer and Information Science - Common Year	138	439	317	491	255	257	80	338			121	408			266	310	3,420
<b>EDUCATION</b>		240		341				64				33				203	881
Bachelor of Classroom Assistant																1	1
Bachelor of Education		240		341				64				33				202	880
<b>ENGINEERING TECHNOLOGY &amp; SCIENCES</b>	209	137	1075	548	624	332	188	411		83	167	290	59	102	504	465	5,194
Bachelor of Electrical Engineering Technology	51		136	183	124	147	24	147		67		204		41	121	268	1,513
Bachelor of Electronics Engineering Technology			1	4	1	7		3		3		2	9	1		1	32
Bachelor of Petroleum Engineering Technology			2														2
Bachelor of Aeronautical Engineering Technology		88															88
Bachelor of Applied Science in Marine Transport			68	3													71
Bachelor of Applied Science in Maritime Engineering and Naval Architecture			3														3
Bachelor of Aviation Maintenance Engineering Technology (Airframe and Aero Engines)			75	14	68												157
Bachelor of Chemical Engineering Technology			109	33									11	40			193
Bachelor of Civil Engineering Technology			94	26	99												219
Bachelor of Engineering Technology and Science - Common Year	46	48	312	96	144	75	54	125		13	54	84	4	20	113	72	1,260
Bachelor of Industrial Engineering Technology				164		103										124	391
Bachelor of Logistics Engineering Technology			70	9													79
Bachelor of Mechanical Engineering Technology	112	1	205	16	116		110	136			46		35		270		1,047
Bachelor of Mechatronics Engineering Technology					72						67						139

DIVISION / PROGRAM	AAM	AAW	ADM	ADW	DBM	DBW	FJM	FJW	MZM	MZW	RKM	RKW	RUM	RUW	SJM	SJW	TOTAL			
<b>HEALTH SCIENCES</b>	106		49	628		322		560								24	50	865	2,604	
Bachelor of Business - Common Year				1															1	
Bachelor of Emergency Medical Services	60		49	20													42	120	291	
Bachelor of Health Information Management				122														86	208	
Bachelor of Medical Imaging Science						195		177											372	
Bachelor of Medical Lab Science				120														106	226	
Bachelor of Medical Lab Tech				189														121	310	
Bachelor of Nursing								383									24	242	649	
Bachelor of Pharmacy						127													127	
Bachelor of Social Work				176															310	
Bachelor of Veterinary Sciences	46																8	56	110	
<b>PROFESSIONAL CAREERS</b>					27	7											4	9	47	
Diploma in Logistics Management					15														15	
Diploma in Retail Management					12														12	
Injaz Certificate of Business						7												4	9	20
<b>TOTAL</b>	686	1,716	2,234	3,371	1,740	1,932	381	2,054	1	244	495	1,876	92	257	1,329	3,164			21,572	



# 04 Graduates

- Graduates by Gender
- Graduates by Campus
- Graduates by Division
- Graduates by Division and Gender
- Graduates by Division and Credential
- Graduates by Division and Program
- Graduates Awarded Credentials with Distinction
- Graduates Awarded Credentials with Distinction by Division, Credential and Gender
- Graduate Employment Rates

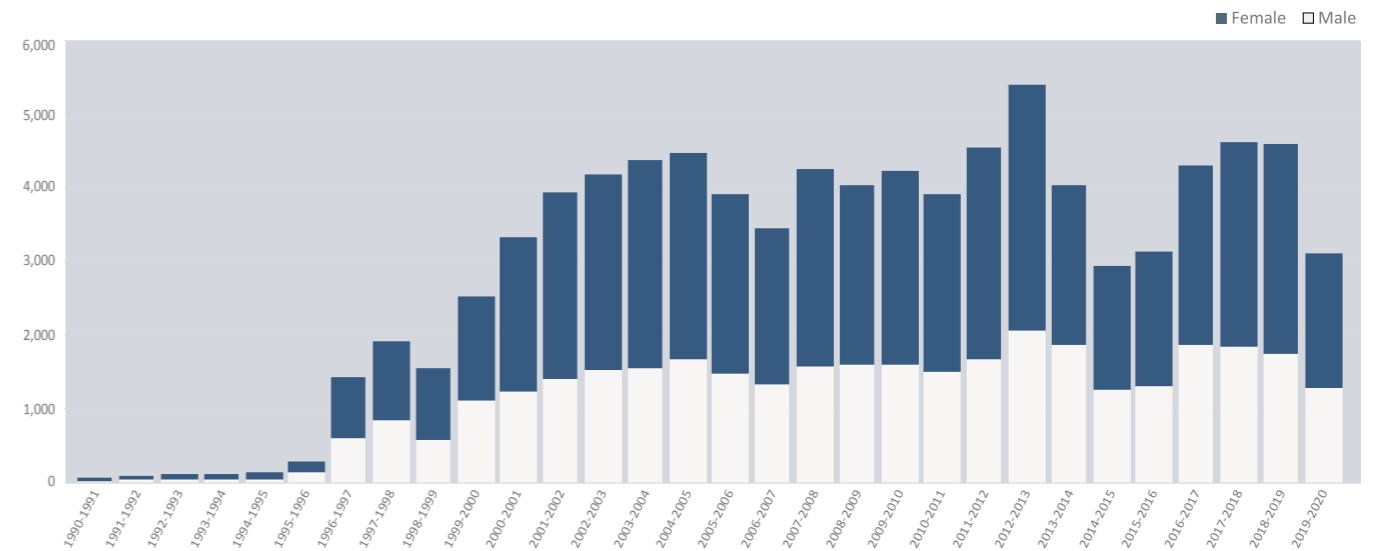
**89,053**  
 35,020 MALES  
 54,033 FEMALES  
 QUALIFICATION ISSUED SINCE 1991  
 Up to 2019-20  
**HCT Credentials**

**64,919**  
 24,954 MALES  
 39,965 FEMALES  
 HCT GRADUATES UP TO 2019-20  
**HCT Graduates**

\* Total based on number of credentials earned  
 \*\* A graduate might have earned more than one credential, but that graduate has been counted ONLY once in Graduate Count.

## GRADUATES BY GENDER Academic Year 1990-91 to 2019-20

Academic Year	Count of Credentials*					
	Graduate Cohort	Male	Female	Grand Total*	Male	Female
1990-1991	1	32	32	64	50%	50%
1991-1992	2	54	44	98	55%	45%
1992-1993	3	48	62	110	44%	56%
1993-1994	4	48	68	116	41%	59%
1994-1995	5	58	97	155	37%	63%
1995-1996	6	138	148	286	48%	52%
1996-1997	7	602	832	1,434	42%	58%
1997-1998	8	852	1,057	1,909	45%	55%
1998-1999	9	583	959	1,542	38%	62%
1999-2000	10	1,114	1,422	2,536	44%	56%
2000-2001	11	1,248	2,078	3,326	38%	62%
2001-2002	12	1,405	2,530	3,935	36%	64%
2002-2003	13	1,519	2,654	4,173	36%	64%
2003-2004	14	1,553	2,816	4,369	36%	64%
2004-2005	15	1,684	2,792	4,476	38%	62%
2005-2006	16	1,474	2,420	3,894	38%	62%
2006-2007	17	1,325	2,110	3,435	39%	61%
2007-2008	18	1,578	2,665	4,243	37%	63%
2008-2009	19	1,606	2,413	4,019	40%	60%
2009-2010	20	1,582	2,608	4,190	38%	62%
2010-2011	21	1,487	2,375	3,862	39%	61%
2011-2012	22	1,655	2,801	4,456	37%	63%
2012-2013	23	2,056	3,315	5,371	38%	62%
2013-2014	24	1,867	2,153	4,020	46%	54%
2014-2015	25	1,246	1,687	2,933	42%	58%
2015-2016	26	1,306	1,821	3,127	42%	58%
2016-2017	27	1,877	2,435	4,312	44%	56%
2017-2018	28	1,853	2,756	4,609	40%	60%
2018-2019	29	1,757	2,840	4,597	38%	62%
2019-2020	30	1,297	1,822	3,119	42%	58%
<b>Total*</b>		<b>35,020</b>	<b>54,033</b>	<b>89,053</b>	<b>39%</b>	<b>61%</b>



Graduates by Gender

Count of Graduates			
Up to 2019-20	Male	Female	Grand Total*
Graduates**	24,954	39,965	64,919

\* Total based on number of credentials earned

\*\* A graduate might have earned more than one credential, but that graduate has been counted ONLY once in Graduate Count.

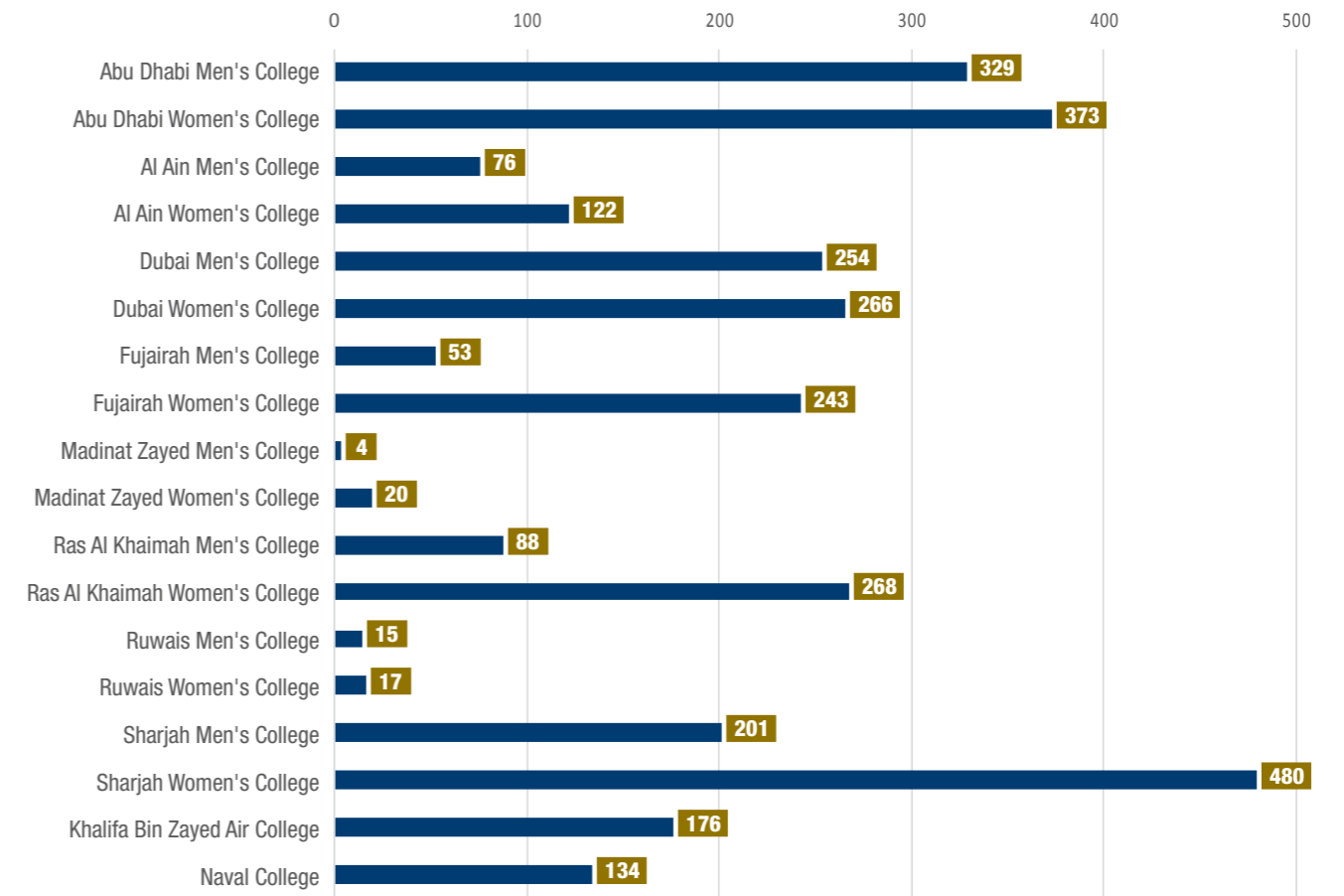


### GRADUATES BY CAMPUS Academic Year 2019-20

	No. of Graduates*	%
Abu Dhabi Men's College	329	11%
Abu Dhabi Women's College	373	12%
Al Ain Men's College	76	2%
Al Ain Women's College	122	4%
Dubai Men's College	254	8%
Dubai Women's College	266	9%
Fujairah Men's College	53	2%
Fujairah Women's College	243	8%
Madinat Zayed Men's College	4	0%
Madinat Zayed Women's College	20	1%
Ras Al Khaimah Men's College	88	3%
Ras Al Khaimah Women's College	268	9%
Ruwais Men's College	15	0%
Ruwais Women's College	17	1%
Sharjah Men's College	201	6%
Sharjah Women's College	480	15%
Khalifa Bin Zayed Air College	176	6%
Naval College	134	4%
<b>Total*</b>	<b>3,119</b>	<b>100%</b>

\* Totals based on number of credentials earned.

\* The Khalifa Bin Zayed Air College and the UAE Naval College are not part of the HCT, however students at those colleges are enrolled in a range of HCT courses and programmes.



Graduates by Campus

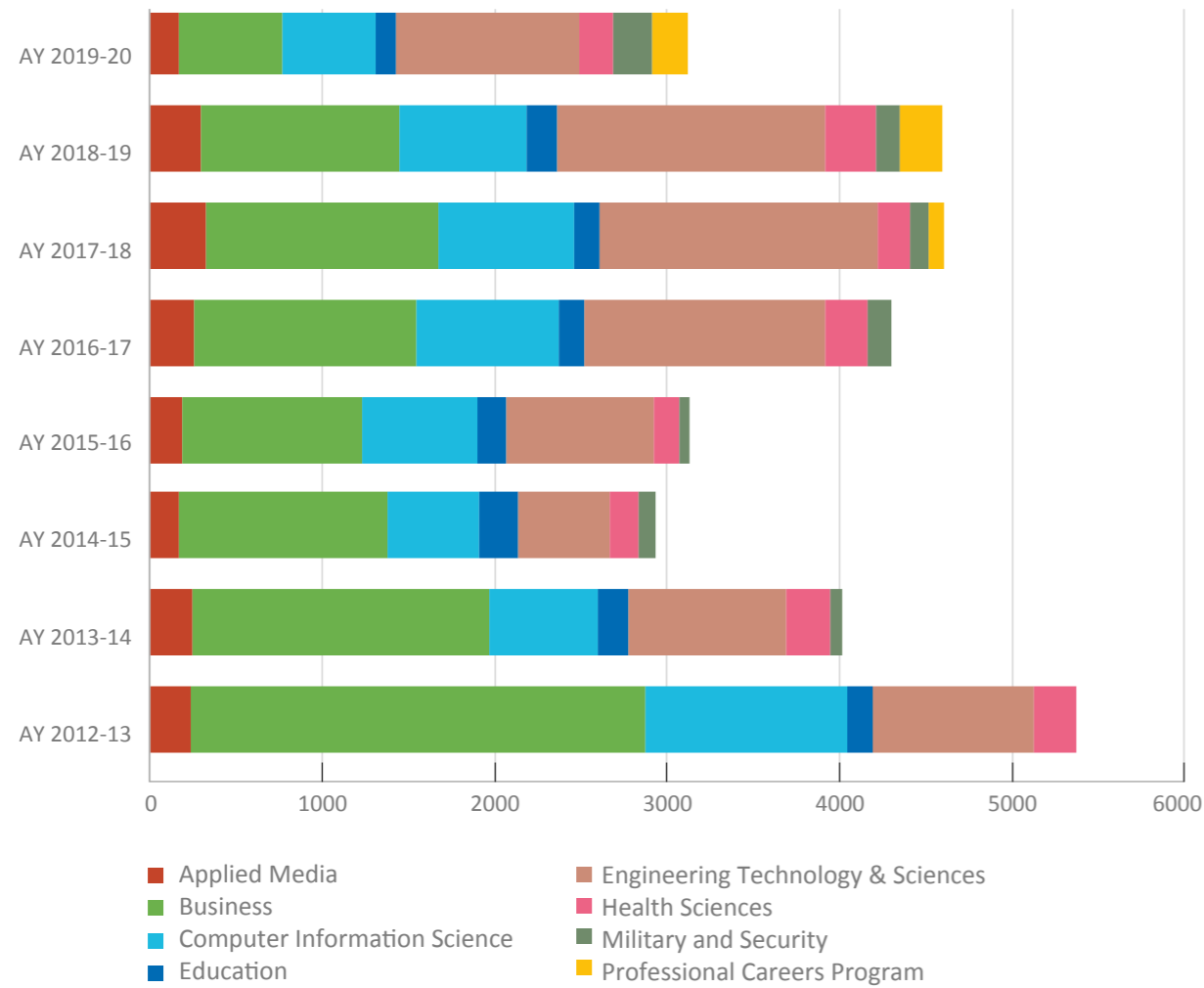
\* The Khalifa Bin Zayed Air College and the UAE Naval College are not part of the HCT, however students at those colleges are enrolled in a range of HCT courses and programmes.

### GRADUATES BY DIVISION

Academic Year 2012-13 to 2019-20

DIVISION	AY 2012-2013	AY 2013-14	AY 2014-15	AY 2015-16	AY 2016-17	AY 2017-18	AY 2018-19	AY 2019-2020
Applied Media	242	252	172	190	254	332	300	175
Business	2,635	1,716	1,209	1,039	1,297	1,345	1,150	597
Computer Information Science	1,167	629	529	672	821	784	733	544
Education	151	176	224	169	153	148	176	111
Engineering Technology & Sciences	934	917	533	855	1,396	1,617	1,555	1067
Health Sciences	242	254	168	147	243	187	296	199
Military and Security	-	76	98	55	141	102	146	217
Technical Studies Program (TSP)	-	-	-	-	-	94	241	209
<b>Graduates Total</b>	<b>5,371</b>	<b>4,020</b>	<b>2,933</b>	<b>3,127</b>	<b>4,305</b>	<b>4,609</b>	<b>4,597</b>	<b>3,119</b>

\*Totals based on number of credentials earned.



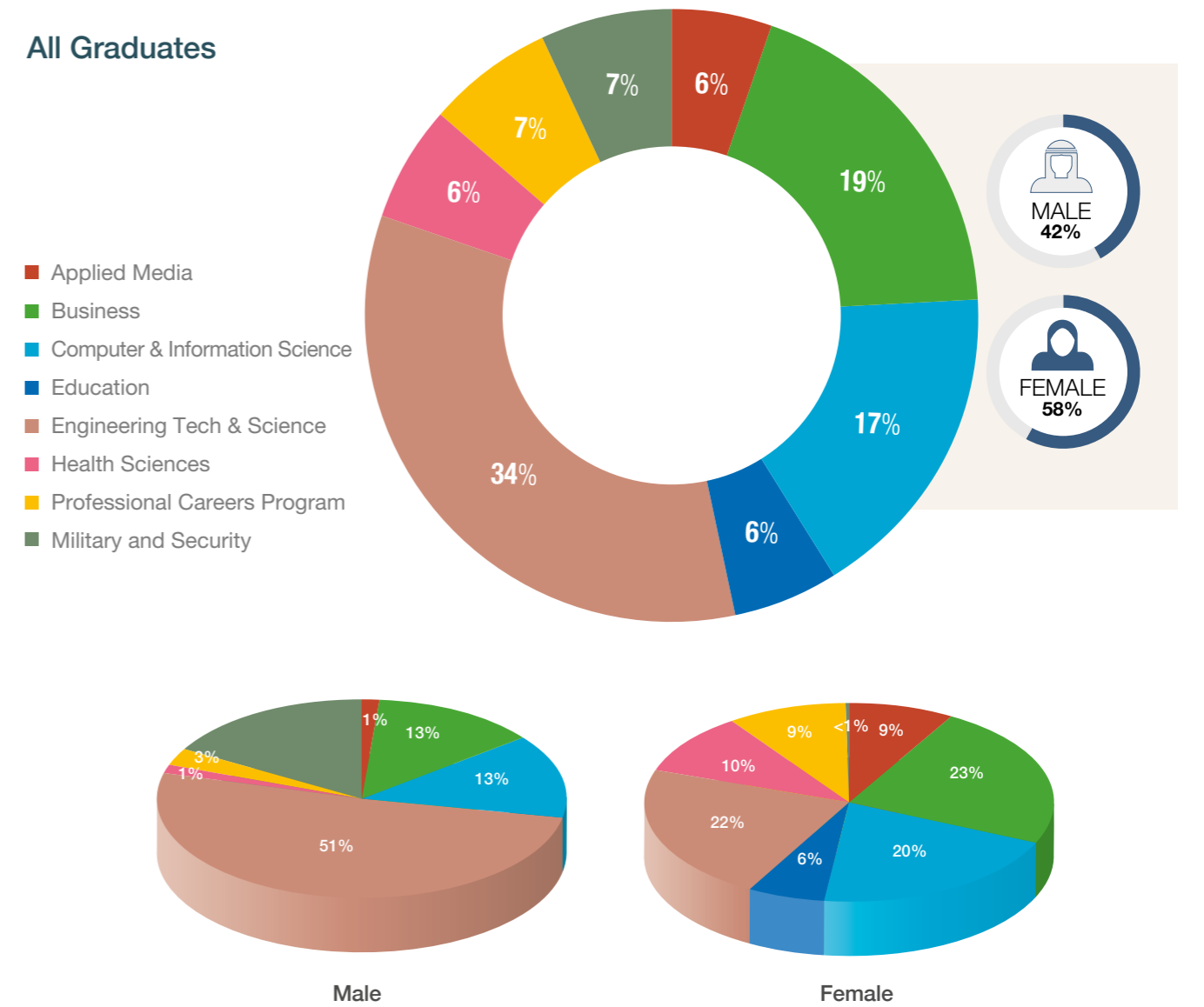
### GRADUATES BY DIVISION AND GENDER

Academic Year 2019-20

	Applied Media	Business	Computer & Information Science	Education	Engineering Technology & Sciences	Health Sciences	Professional Careers Program	Military and Security	Total*
Male	19	171	175		664	16	37	215	1,297
Female	156	426	369	111	403	183	172	2	1,822
<b>Total*</b>	<b>175</b>	<b>597</b>	<b>544</b>	<b>176</b>	<b>1,067</b>	<b>199</b>	<b>209</b>	<b>217</b>	<b>3,119</b>

\*Totals based on number of credentials earned.

#### All Graduates





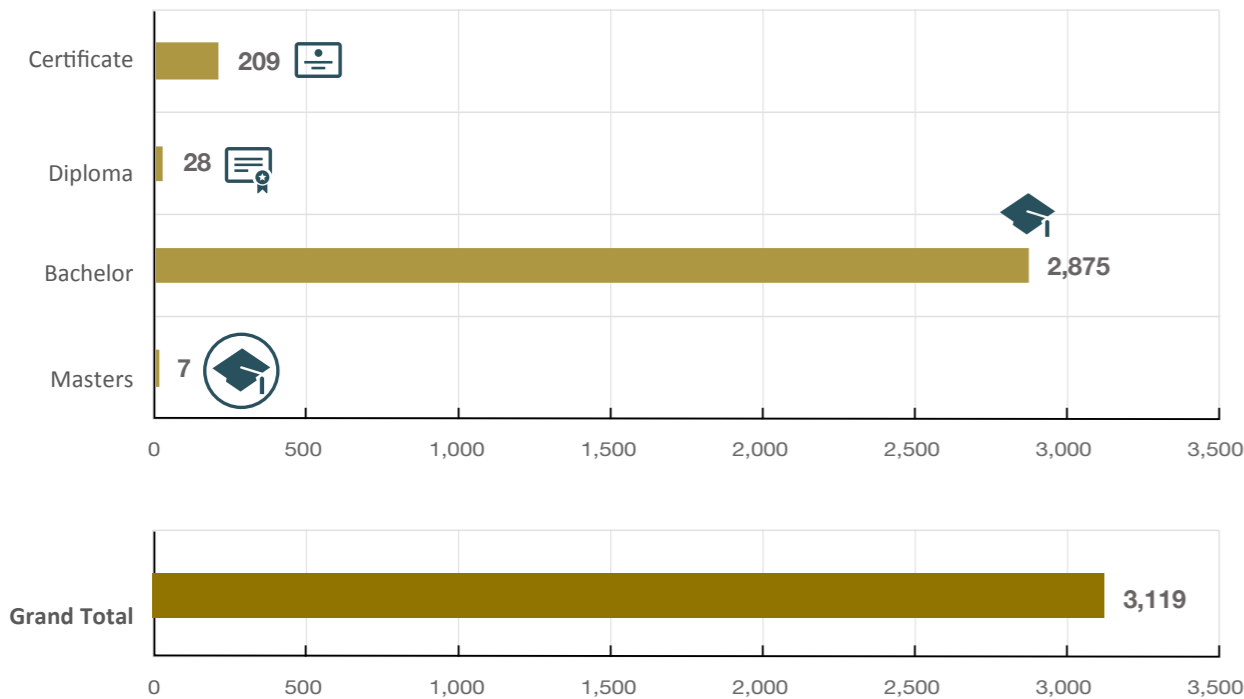
### GRADUATES BY DIVISION AND CREDENTIAL

Academic Year 2019-20

	Masters	Bachelor	Diploma	Certificate	Total*
Applied Media		175			175
Business	4	591	2		597
Computer & Information Science	2	537	5		544
Education	1	91	19		111
Engineering Technology & Sciences		1,065	2		1,067
Health Sciences		199			199
Military and Security		217			217
Professional Careers Program				209	209
<b>Total*</b>	<b>7</b>	<b>2,875</b>	<b>28</b>	<b>209</b>	<b>3,119</b>

\* Totals based on number of credentials earned.

#### CREDENTIAL



### GRADUATES BY DIVISION AND PROGRAM

Academic Year 2019-20

During the Academic Year 2019-2020, 3,140 credentials were awarded in 100 Programs.

Applied Media	Graduates
Bachelor of Applied Science in Applied Communications - Applied Media	140
Bachelor of Applied Science in Applied Communications - Corporate and Media Communication	8
Bachelor of Applied Media	26
Higher Diploma in Applied Media	2
<b>Total</b>	<b>176</b>

Business	Graduates
Executive Master of Business Administration	1
Executive Master of Business Administration in Strategic Management	1
Master of Business Administration	2
Diploma in Applied Business and Technology	2
Bachelor of Applied Science in Business Administration - Accounting	177
Bachelor of Applied Science in Business Administration - Finance and Banking	36
Bachelor of Applied Science in Business Administration - Human Resource Management	50
Bachelor of Applied Science in Business Administration - International Business Management	34
Bachelor of Applied Science in Business Administration - Quality and Strategic Management	119
Bachelor of Applied Science in Business Administration - Supply Chain Management	12
Bachelor of Accounting	60
Bachelor of Finance	40
Bachelor of Human Resource Management	17
Bachelor of Quality Management	32
Higher Diploma in Accounting	4
Higher Diploma in Finance	7
Higher Diploma in Quality Management	8
<b>Total</b>	<b>602</b>

Education	Graduates
Master of Education in Management and Policy	1
Bachelor of Education in Early Childhood Education	30
Bachelor of Education in English Language Teaching in Schools	16
Bachelor of Education in Primary Education	35
Bachelor of Education	11
Diploma of Applied Education in Classroom Assistant	19
<b>Total</b>	<b>112</b>

**GRADUATES BY DIVISION AND PROGRAM Academic Year 2019-20**

Computer & Information Science	Graduates
Master of Applied Science in Information Systems Management - Innovation and Design	1
Master of Applied Science in Information Systems Management - Security Management	1
Bachelor of Applied Science in Information Systems - Business Solutions	60
Bachelor of Applied Science in Information Systems - Security and Forensics	30
Bachelor of Applied Science in Information Technology - Applications Development	55
Bachelor of Applied Science in Information Technology - Interactive Multimedia	6
Bachelor of Applied Science in Information Technology - Networking	32
Bachelor of Applied Science in Information Technology - Security and Forensics	176
Bachelor of Information Systems - Business Solutions	14
Bachelor of Information Technology - Applications Development	23
Bachelor of Information Technology - Interactive Multimedia	2
Bachelor of Information Technology - Networking	16
Bachelor of Information Technology - Security and Forensics	104
Higher Diploma in Information Technology - Applications Development	5
Higher Diploma in Information Technology - Security and Forensics	16
Diploma in Applied Computer and Information Sciences - Computer System Support and Administration	2
Diploma in Applied Computer and Information Sciences - E-Office Support and Administration	3
<b>Total</b>	<b>546</b>

Engineering Technology & Sciences	Graduates
Bachelor of Aviation Science	1
Bachelor of Aviation Science in Air Defence	14
Bachelor of Aviation Science in Military Pilot	53
Bachelor of Naval Science	28
Diploma in Electronics Technology	1
Bachelor of Applied Science in Aeronautical Engineering Technology	18
Bachelor of Applied Science in Applied Aviation Maintenance Technology (Avionics)	1
Bachelor of Applied Science in Aviation Maintenance Technology - Airframes and Aeroengines	32
Bachelor of Applied Science in Chemical Engineering Technology	47
Bachelor of Applied Science in Civil Engineering Technology	33
Bachelor of Applied Science in Electrical Engineering Technology	199
Bachelor of Applied Science in Electronic Engineering Technology	140
Bachelor of Applied Science in Engineering Logistics Management	12
Bachelor of Applied Science in Mechanical Engineering Technology	234
Bachelor of Applied Science in Mechatronics Engineering Technology	7
Bachelor of Applied Science in Petroleum Engineering Technology	5

**GRADUATES BY DIVISION AND PROGRAM Academic Year 2019-20**

Engineering Technology & Sciences	Graduates
Bachelor of Applied Science in Marine Transport	2
Bachelor of Applied Science in Maritime Engineering Technology and Naval Architecture	5
Bachelor of Aviation Maintenance Engineering Technology - Airframe and Aeroengines	14
Bachelor of Chemical Engineering Technology	5
Bachelor of Civil Engineering Technology	6
Bachelor of Electrical Engineering Technology	71
Bachelor of Industrial Engineering Technology	9
Bachelor of Logistics Engineering Technology	3
Bachelor of Mechanical Engineering Technology	92
Bachelor of Mechatronics Engineering Technology	2
Diploma in Aeronautical Engineering Technology	1
Diploma in Aviation Maintenance Engineering Technology - Airframe and Aeroengines	2
Diploma in Chemical Engineering Technology	5
Diploma in Electrical Engineering Technology	25
Diploma in Industrial Engineering Technology	2
Diploma in Logistics Engineering Technology	2
Diploma in Mechanical Engineering Technology	3
Diploma of Applied Instrumentation Engineering Technology	1
<b>Total</b>	<b>1,075</b>

Health Sciences	Graduates
Bachelor of Medical Laboratory Science	30
Bachelor of Pharmacy	6
Bachelor of Science in Health Information Management	8
Bachelor of Science in Medical Imaging Science	17
Bachelor of Science in Nursing	1
Bachelor of Social Work	21
Bachelor of Emergency Medical Services	1
Bachelor of Health Information Management	10
Bachelor of Medical Imaging Science	16
Bachelor of Medical Laboratory Science	19
Bachelor of Nursing	26
Bachelor of Social Work	13
Bachelor of Veterinary Science	20
Diploma in Child Protection	4
Diploma in Emergency Medical Services	6
Diploma in Medical laboratory Technology	2
Higher Diploma in Veterinary Laboratory Technology	1
<b>Total</b>	<b>201</b>

Military and Security	Graduates
Bachelor of Aviation Science in Unmanned Aircraft Systems	8
Bachelor of Naval Science	40
Bachelor of Science in Aviation Science	81
Bachelor of Science in Aviation Support	23
Diploma in Naval Science	67
<b>Total</b>	<b>219</b>

Professional Careers	Graduates
Injaz Certificate of Business	140
<b>Total</b>	<b>140</b>

Vocational Education	Graduates
Certificate in Human Resources	33
Certificate in Information Technology	36
<b>Total</b>	<b>69</b>
<b>Total*</b>	<b>3,140</b>

## GRADUATES AWARDED CREDENTIALS WITH DISTINCTION Academic Year 2013-14 to 2019-20

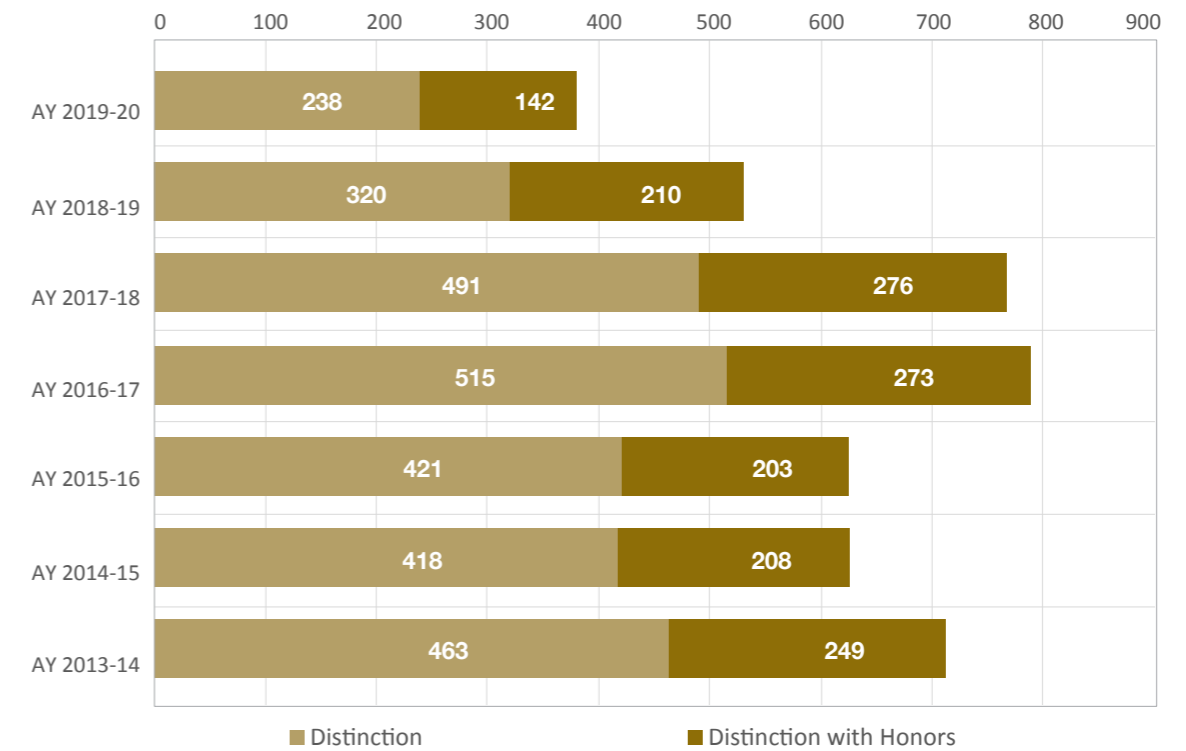
Graduates of the Higher Colleges of Technology are awarded credentials with Distinction at two Levels.

**Distinction with Honors:** Graduates who have attained a Programme GPA between 3.75 and 4.00.

**Distinction:** Graduates who have attained a Programme GPA between 3.50 and 3.74.

	AY 2013-14	AY 2014-15	AY 2015-16	AY 2016-17	AY 2017-18	AY 2018-19	AY 2019-20
Distinction	463	418	421	515	491	320	238
Distinction with Honors	249	208	203	273	276	210	142
<b>Total</b>	<b>712</b>	<b>626</b>	<b>624</b>	<b>788</b>	<b>767</b>	<b>530</b>	<b>380</b>

The % shown is the number of distinctions divided by total credentials awarded in the Academic Year.



## GRADUATES AWARDED CREDENTIALS WITH DISTINCTION

### Academic Year 2019-20

By Division	Credentials Awarded	Distinction with Honors	Distinction	Total Distinctions	Percentage*
Applied Media	175	4	10	14	8%
Business	597	35	48	83	14%
Computer & Information Science	544	26	31	57	10%
Education	111	5	7	12	11%
Engineering Technology & Sciences	1,067	50	94	144	13%
Health Sciences	199	9	16	25	13%
Military and Security	217	13	32	45	21%
Professional Careers	140				
Vocational Education	69				
<b>Total</b>	<b>3,119</b>	<b>142</b>	<b>238</b>	<b>380</b>	<b>12%</b>

By Credential	Credentials Awarded	Distinction with Honors	Distinction	Total Distinctions	Percentage*
Masters	7	2	1	3	43%
Bachelor	103	4	12	16	16%
Diploma	3				
Applied Bachelor	1,818	45	97	142	8%
Applied Diploma	25				
Undergraduate	954	91	128	219	23%
Certificate	209				
<b>Total</b>	<b>3,119</b>	<b>142</b>	<b>238</b>	<b>380</b>	<b>12%</b>

By Gender	Credentials Awarded	Distinction with Honors	Distinction	Total Distinctions	Percentage*
Female	1,822	99	132	231	13%
Male	1,297	43	106	149	11%
<b>Total</b>	<b>3,119</b>	<b>142</b>	<b>238</b>	<b>380</b>	<b>12%</b>

\* The percentage shown is the total number of Distinctions by Division divided by the total number of Credentials awarded by Division.

**Distinction With Honors:** Graduates who have attained a Programme GPA between 3.75 and 4.00.

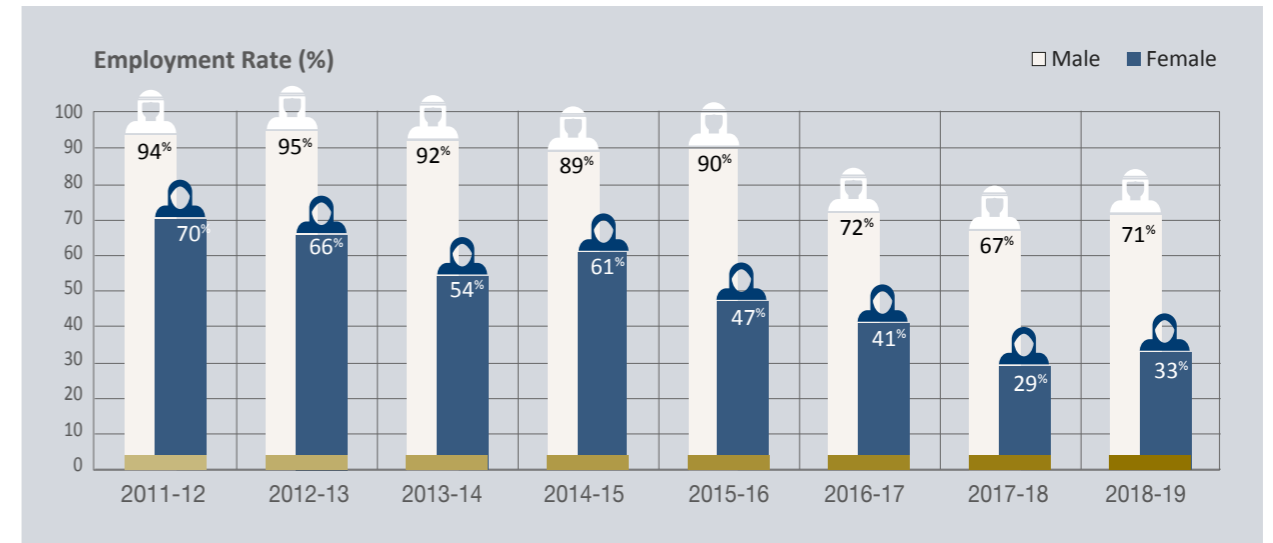
**Distinction:** Graduates who have attained a Programme GPA between 3.50 and 3.74.

## GRADUATE EMPLOYMENT RATES

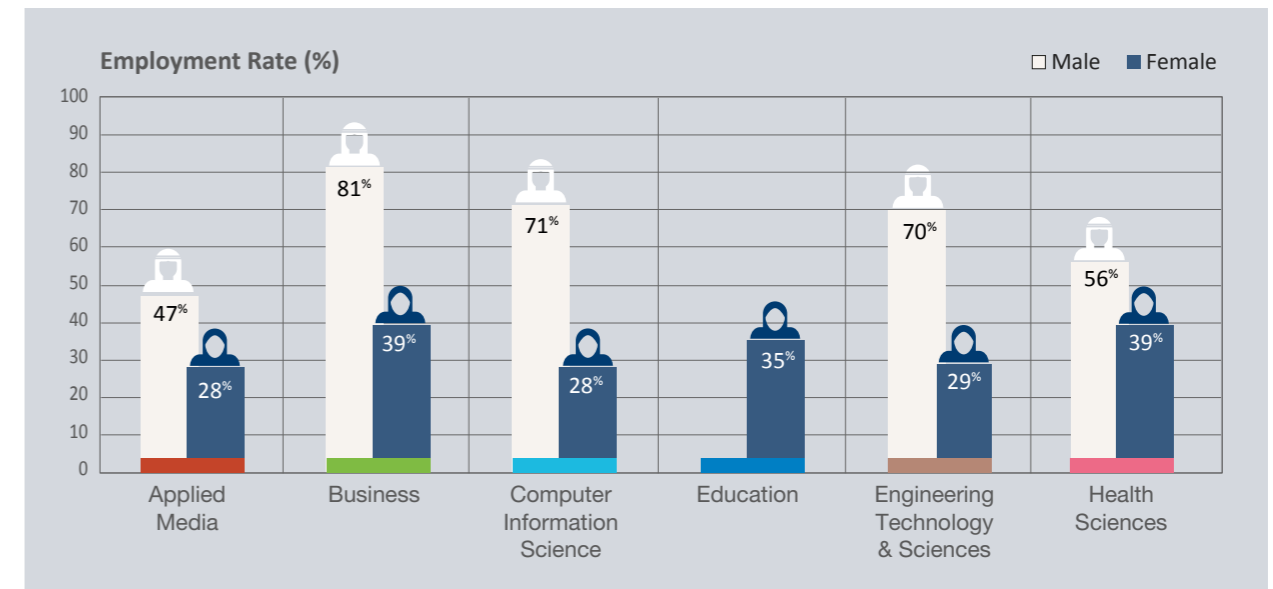
\*Employment Rate = No. of Employed Graduates/( No. of Employed Graduates + No. of Graduates seeking employment).

**Note:** The Graduate Employment Rates are based on a survey that is conducted twice each academic year in January and in June. It surveys graduates of the previous two Academic Years.

### EMPLOYMENT RATES FROM ACADEMIC YEAR 2011-12 to 2018-19



### EMPLOYMENT RATES BY DIVISION AND GENDER FOR THE ACADEMIC YEAR 2018-19





**05** HCT Staff

- HCT Staff
- HCT Faculty

**2,105**  
1,202 Faculty

**HCT Employees**

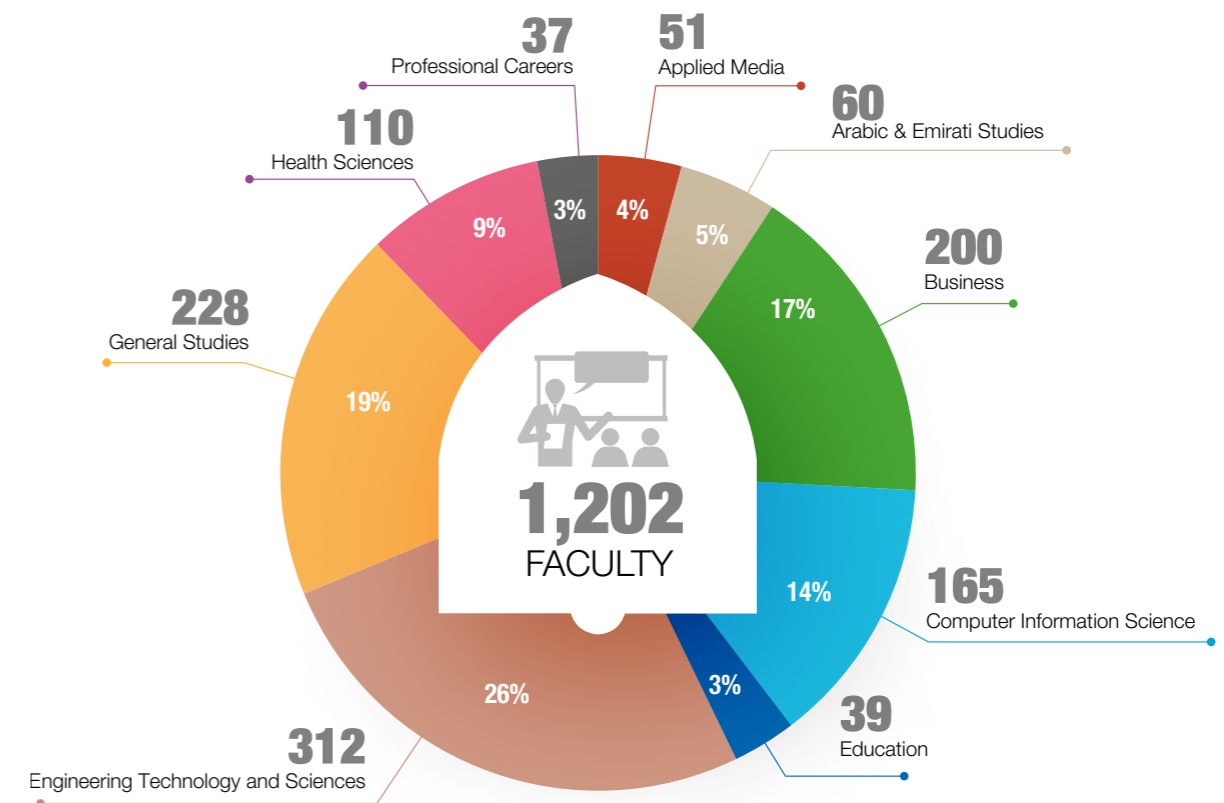
**HCT STAFF**  
Academic Year 2019-20

Campus	Total Employees	No. of Faculty
Abu Dhabi Men's College	210	156
Abu Dhabi Women's College/Khalifa campus	208	142
Al Ain Men's College	89	47
Al Ain Women's College	107	62
Dubai Men's College	205	121
Dubai Women's College	159	110
Fujairah Men's College	68	36
Fujairah Women's College	140	89
Madinat Zayed Colleges	39	22
Ras Al Khaimah Men's College	66	43
Ras Al Khaimah Women's College	156	95
Ruwais Women's College	47	25
Sharjah Men's College	121	69
Sharjah Women's College	266	185
Academic and Central Services	224	
<b>Total</b>	<b>2,105</b>	<b>1,202</b>

**HCT FACULTY**  
Academic Year 2019-20

Division	No. of Faculty
Applied Media	51
Arabic and Emirati Studies	60
Business	200
Computer Information Science	165
Education	39
Engineering Technology & Sciences	312
General Studies	228
Health Sciences	110
Professional Careers	37
<b>Total</b>	<b>1,202</b>

\* Totals as at 20 September, 2020.  
Faculty – a category of higher education employees that comprise the teaching component of the institution (System).





[www.hct.ac.ae](http://www.hct.ac.ae)

  HCT\_UAE   hctuae

