



**Think  
BIG**



**LIVE  
GREEN**




# **Sustainable Human Ecology**

**Post-Implementation Survey Results  
August 2015**

# Green Labs & Offices Certification Program

## Public recognition for staff and faculty engagement:

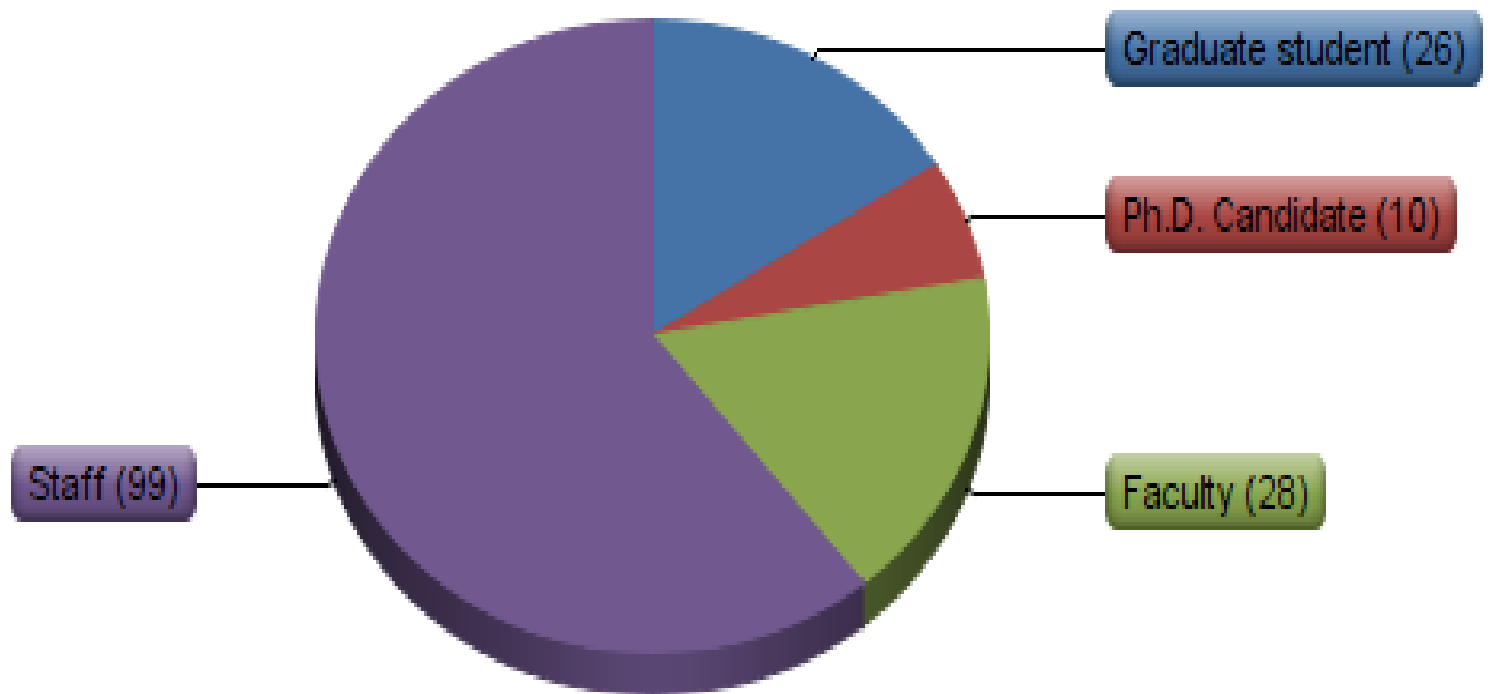
- Personal lab and office assessments 180 people participated
- More office and labs certified in CHE than the rest of campus combined
- Awards for all certified labs and offices



# Methodology/Response Rate

- A pre-survey was administered in April, 2014, yielding 189 usable responses. The post-implementation survey was administered in June 2015 and yielded 158 usable responses.
- The survey was sent through Qualtrics and responses were anonymous – though participants did provide basic demographics and some provided contact information for a prize drawing.
- Of those who completed their surveys, 156 identified their Cornell affiliation. One limitation of this reported demographic is participants were not given the choice of “academic professional” – so individuals typically identified in this way likely had to choose between identifying as staff or faculty, By default, the current study placed them into the “staff” category to determine approximate response rates.
- Of the 300 staff and academic professionals in CHE, 99, or approximately 33% responded to the survey. Of the 98 faculty, approximately 29% responded to the survey (based on data run from Workday as of 5/8/15).

# What is Your Cornell Affiliation:



Note. Numbers represent the total number of responses for each respective constituent group.

# College of Human Ecology Department:

<i>Department</i>	<i>Number Responses</i>	<i>% Responses</i>
Nutritional Sciences	28	18%
Bronfenbrenner Center for Translation Research	25	16%
Human Development	22	14%
Other	17	11%
Policy Analysis & Management	15	10%
Fiber Science & Apparel Design	12	8%
Design and Environmental Analysis	13	8%
Facilities	9	6%
Computing Services	7	5%
Business Service Center	6	4%
Admissions, Students and Career Development	5	3%
Finance	3	2%
Communications	3	2%
Cornell Population Center	2	1%
Alumni Affairs and Development	2	1%
Human Resources	1	1%

# **OVERALL RESULTS BY SECTION**

**Please indicate which statement best describes your engagement with each of the below behaviors/practices:**

<i>Survey Item</i>	<b>Did Prior to Think Big, Live Green</b>	<b>Started after Think Big, Live Green</b>	<b>Have Not Done Yet</b>	<b>Total Responses</b>
Turn off lights in your office, common areas, and bathrooms	68.3%	27.9%	3.7%	161
Set your computers' power save options	59.2%	14%	26.8%	157
Swap out a space heater for Cozy Toes heated footpad	24%	8.8%	67.2%	125
Swap out a standard power strip for an energy efficient powerstrip (EcoStrip)	16.5%	17.1%	66.5%	152

**Please indicate which statement best describes your engagement with each of the below behaviors/practices:**

<i>Survey Item</i>	<b>Did Prior to Think Big, Live Green</b>	<b>Started after Think Big, Live Green</b>	<b>Have Not Done Yet</b>	<b>Total Responses</b>
Put paper, plastic, etc., in your blue "desk side" recycling bin.	88.13%	8.75%	3.13%	160
Compost in dining areas	54.55%	38.31%	7.14%	154
Print documents double-sided	73.58%	13.84%	12.58%	159
Recycle batteries	66.67%	15.72%	17.61%	159



**Please indicate which statement best describes your engagement with each of the below behaviors/practices:**

<i>Survey Item</i>	<b>Did Prior to Think Big, Live Green</b>	<b>Started after Think Big, Live Green</b>	<b>Have Not Done Yet</b>	<b>Total Responses</b>
Use reusable mugs, water bottles, and/or plates	88.05%	7.55%	4.40%	159
Reduce the overall amount of printing you do	70.25%	16.46%	13.29%	158
Unplug computers, printers, and other electronics during winter and/or spring breaks.	44.94%	18.99%	36.08%	158

# Green Offices/Green Labs

	Work Predominantly in an Office	Work Predominantly in a Lab
Total Respondents	153	8
% Green Office Lab/Certified	43%	50%

**Green Lab Certification: please indicate which statement best describes your engagement with each of the below behaviors/practices:**

<i>Survey Item</i>	<b>Did Prior to Think Big, Live Green</b>	<b>Started after Think Big, Live Green</b>	<b>Have Not Done Yet</b>	<b>Not Applicable in Lab</b>	<b>Total Responses</b>
Hibernate an unused chemical fume hood	62.5%	25%	0%	12.5%	8
Maintain a complete inventory of lab chemicals and equipment	75%	12.5%	12.5%	0%	8
Use proper storage and disposal of hazardous wastes	100%	0%	0%	0%	8
Replace hazardous chemicals with drain disposal substitutes	50%	0%	25%	25%	8

**Green Lab Certification: please indicate which statement best describes your engagement with each of the below behaviors/practices:**

<i>Survey Item</i>	<b>Did Prior to Think Big, Live Green</b>	<b>Started after Think Big, Live Green</b>	<b>Have Not Done Yet</b>	<b>Not Applicable in Lab</b>	<b>Total Responses</b>
Consolidate refrigerator and freezer space	62.5%	0%	25%	12.5%	8
Set ULT freezer temperatures to -70°C instead of -80°C	25%	12.5%	25%	37.5%	8

# Green Labs Certification:

Why you haven't you participated yet?

Response	# Responses	% Responses
Didn't know about it	2	50%
Didn't have time	2	50%
No interest	0	0%
Already doing these things; don't need a certificate	0	0%

## Green Office Certification:

Which statement below best describes why you haven't you participated in this program yet?

<b>Answer</b>	<b># Responses</b>	<b>% of "No"</b>
Didn't know about it	36	42%
Didn't have time	11	13%
No interest	4	5%
Already doing these things; don't need a certificate	27	32%
Other	12	14%

Note. A total 87 respondents indicated they did not go through the Green Office Certification.

# Green Office Certification:

## “Other” Responses

**Other, please describe:**

I work in a grad student communal office.

Seemed difficult to apply to my office.

I'm not sure any of this has been communicated/offered to me. I would be happy to participate.

Wasn't a Cornell employee yet. Just hired beginning of May 2015.

I'm in Caldwell and feel a bit removed from the program.

I am leaving the university and area.

Have not been in Human Ecology for long.

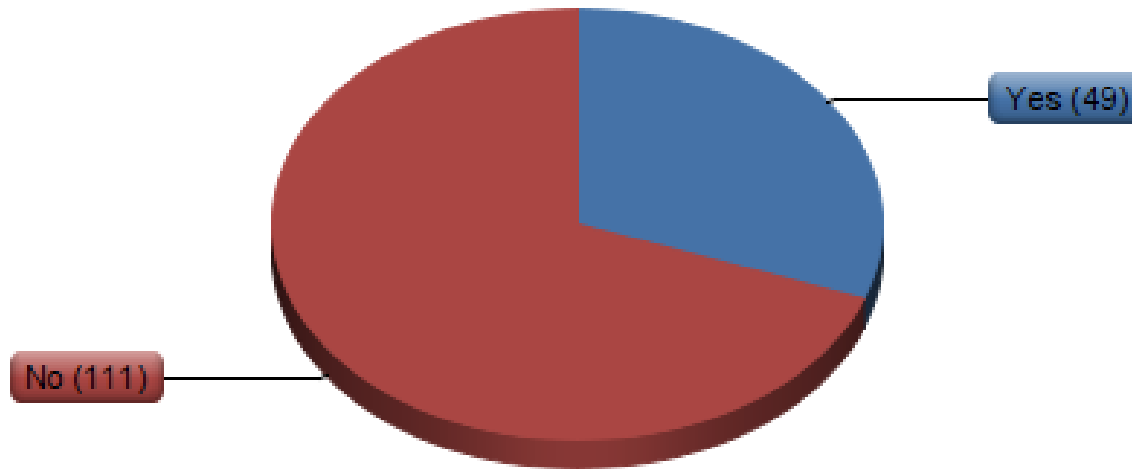
My role wasn't clear.

1 person in 1 office - it seemed weird and wouldn't make any changes in my office.

Not sure what I could do that would make a difference.

Some else did, and briefed me.

# Do you purchase supplies and/or make purchasing decisions for your office?



Note. Numbers represent the total number of responses for each choice.



Please indicate how often you've engaged in the following purchasing actions at work.

Action	Always	Most of the Time	Sometimes	Rarely	Never	Total Responses
Purchased recycled paper (30% post-consumable or higher)	52.5%	30.0%	15.0%	2.5%	0.0%	40
Purchased compact fluorescent light bulbs	42.1%	36.8%	10.5%	10.5%	0.0%	19

# College Engagement Program Themes

**Campaign Kickoff  
August 2014**

Energy and  
Sustainability and CHE

**Green Recruitment  
September 2014**

Recruiting of CHE  
Green Ambassadors

**GREEN Your Workplace  
October 2014**

Launch of the Green  
Labs and Offices  
certification program

**The Energy Smackdown:  
Building vs Building**

1<sup>st</sup> energy competition  
of the program  
(November – December)

**Recyclemania 2015**

Nationwide waste reduction  
competition  
(February - March)

**Community Well Being**

Healthy Choices Campaign  
April 2015

**Green Ambassador  
celebration 2015**

Educational trip and awards

# Please indicate which option best reflects your level of engagement with each College of Human Ecology's Think Big, Live Green theme.

Theme	I don't recall this theme	I remember hearing something about this theme	I am quite aware of this program theme	I am quite aware of this program theme and have actively participated in supporting it	Total Responses
The Energy Smackdown competition	10.9%	16.0%	28.8%	44.2%	156
Setback = Payback (Winter Setback initiative)*	55.1%	13.5%	10.3%	21.2%	156
Recyclemania (waste reduction)	25.6%	20.5%	20.5%	33.3%	156


\*Note. Setback=payback was integrated in the Energy Smackdown Competition.

# Quantitative Campaign Results

# Energy Smack-Down

- How did we do?
  - **MVR West- 33% reduction**
  - **MVR main and east building- 29% reduction**
  - **Beebe Hall- 24% reduction**
  - **Savage/ Kinzleberg- 9% reduction**
  - **HEB- 5% reduction**


- We have taken actions with the lights, power strips and small appliances and its working.
- We have seen a total savings of roughly \$9000 per month from December- March



The Cornell University building dashboard.

# Energy Smack-Down- continues

- At the end of April 75% through the year, we have continued our savings and it reflects in our total utility usage.
- Electric is at 62%
- Natural gas is at 21%
- Steam is at 55%
- Water is at 50%
- This is significant and equals a total \$228,085 savings projected to the end of the year



The Cornell University building dashboard.

# Composting & Green Office/Lab Certifications

**Composting: The group has defined 28 locations throughout the college to place new composting containers that COB will support.**

- Increase in over 200lbs per week in composting

**Public recognition for staff and faculty engagement:**

- Personal lab and office assessments 180 people participated
- More office and labs certified in CHE than the rest of campus combined

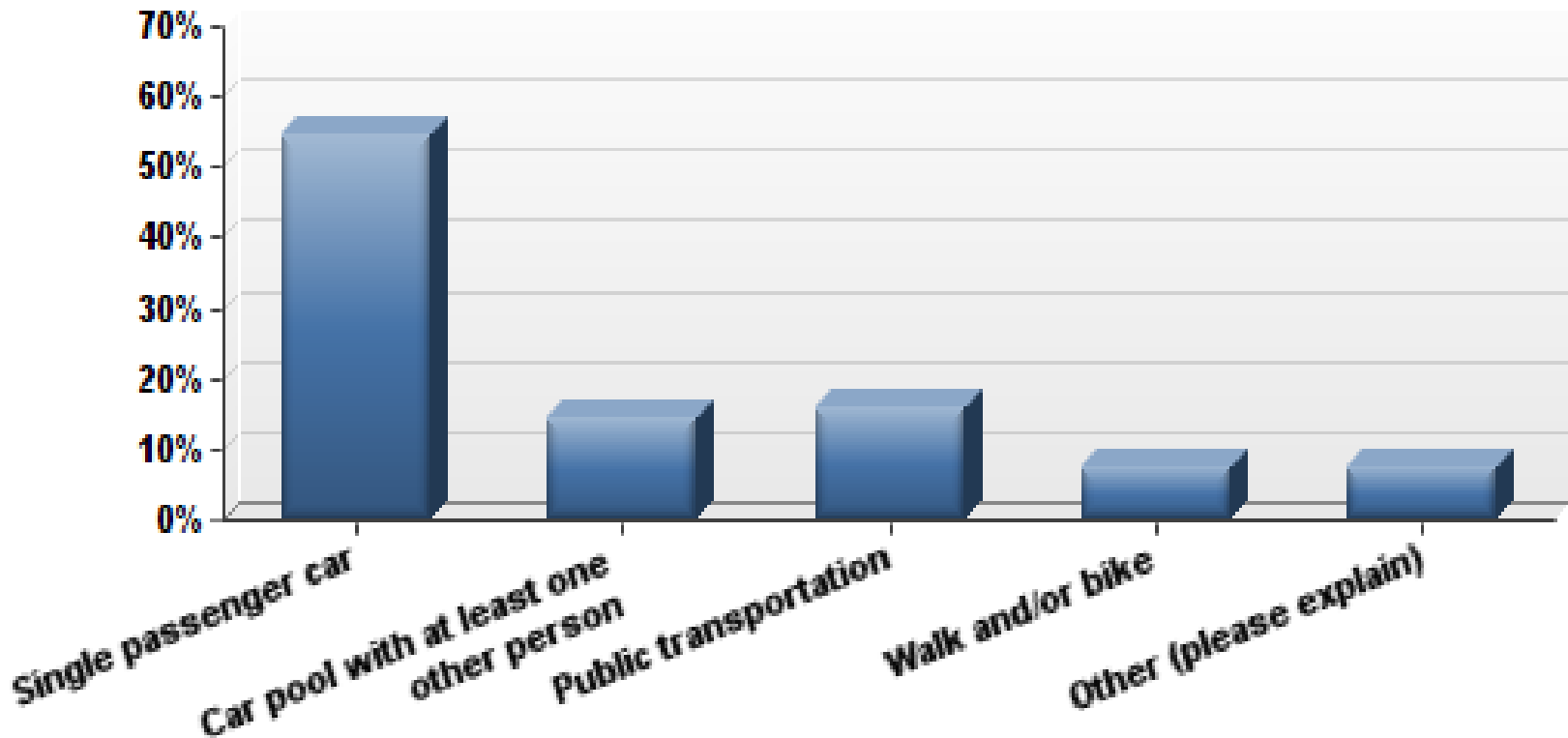


# **ADDITIONAL WORKPLACE SUSTAINABILITY MEASURES**



# How do you\* most regularly travel to work?

*Percentage Respondents*

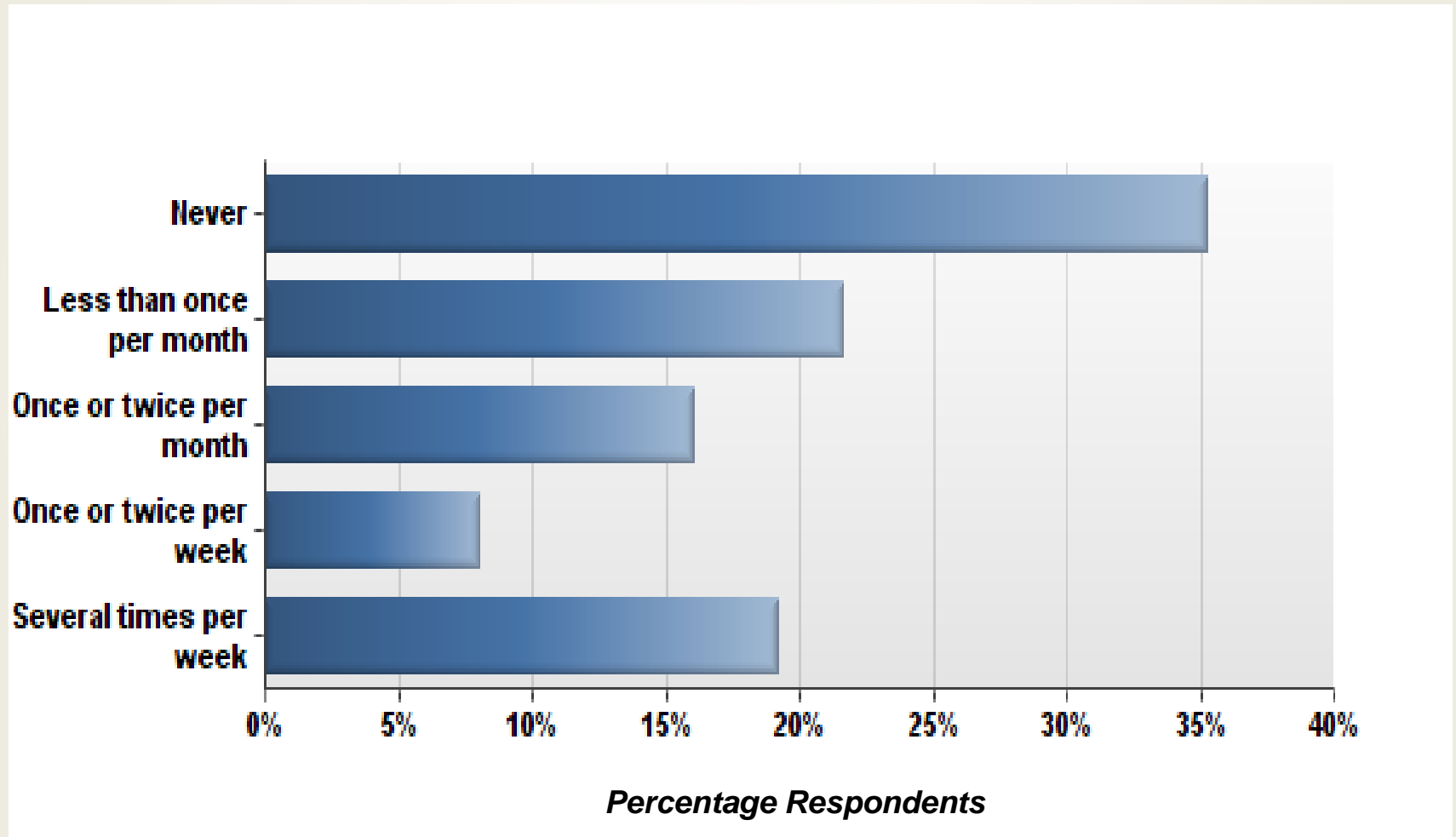


\*Note. Only the participants identifying as “staff” or “faculty” (N=124) responding to this item were included in this analysis.

# Travel to Work Comments

- Winter carpool; summer walk
- I have been taking the bus for years, but today traded my pass for a parking permit for a year or so.
- Take child to school, then park at school and walk to office
- Bike some, drive single car others
- Combo walk + drive
- Drive to park & ride area and then take the bus to campus
- I drive 12 miles to Trumansburg, then take the bus
- Car pool, bike or bus with fairly equal frequency
- Mixture of walking and single passenger car

# How often do you typically work remotely during regular work hours (at off campus location)?



\*Note. Only the participants identifying as “staff” or “faculty” (N=125) responding to this item were included in this analysis.

# Please indicate your level of agreement with each of the below statements.

Question	<i>Faculty</i>			<i>Staff</i>		
	Disagree/ Strongly Disagree	Neither Agree nor Disagree	Agree/ Strongly Agree	Disagree/ Strongly Disagree	Neither Agree nor Disagree	Agree/ Strongly Agree
It is personally important for me to work for an employer who values sustainability.	3.6%	3.6%	92.9%	8.2%	15.3%	76.5%
Since participating in Think Big, Live Green, I now engage in more sustainable practices in my home.	25%	42.9%	32.1%	20.4%	38.8%	40.8%
Sustainability is a personal passion for me.	7.1%	28.6%	64.3%	5.1%	17.2%	77.8%

Note. Based on 28 Faculty and 98-99 Staff responses. "Staff" may also include Academic Professionals.

# **IMPACT BY CONSTITUENT GROUP**

## Impact by Constituent Group:

Please indicate which statement best describes your engagement with each of the below behaviors/practices:

<i>Survey Item</i>	<u>Staff</u> Started after Think Big, Live Green	<u>Faculty</u> Started after Think Big, Live Green	<u>Graduate Students</u> Started after Think Big, Live Green	<u>Ph.D. Students</u> Started after Think Big, Live Green
Turn off lights in your office, common areas, and bathrooms	33.3%	32.1%	11.5%	20.0%
Set your computers' power save options	17.7%	14.3%	7.7%	0.0%
Swap out a space heater for Cozy Toes heated footpad	13.2%	5.6%	0.0%	0.0%
Swap out a standard power strip for an energy efficient powerstrip (EcoStrip)	23.9%	14.8%	0.0%	0.0%

## Impact by Constituent Group:

Please indicate which statement best describes your engagement with each of the below behaviors/practices:

<i>Survey Item</i>	<u>Staff</u> Started after Think Big, Live Green	<u>Faculty</u> Started after Think Big, Live Green	<u>Graduate Students</u> Started after Think Big, Live Green	<u>Ph.D. Students</u> Started after Think Big, Live Green
Put paper, plastic, etc., in your blue "desk side" recycling bin.	10.1%	7.1%	11.5%	10.0%
Compost in dining areas	45.3%	25.9%	24.0%	50.0%
Print documents double-sided	17.4%	17.9%	3.8%	0.0%
Recycle batteries	20.4%	10.7%	11.5%	0.0%

## Impact by Constituent Group:

Please indicate which statement best describes your engagement with each of the below behaviors/practices:

<i>Survey Item</i>	<u>Staff</u> Started after Think Big, Live Green	<u>Faculty</u> Started after Think Big, Live Green	<u>Graduate Students</u> Started after Think Big, Live Green	<u>Ph.D. Candidates</u> Started after Think Big, Live Green
Use reusable mugs, water bottles, and/or plates	9.2%	7.1%	7.7%	0.0%
Reduce the overall amount of printing you do	19.6%	17.9%	3.8%	10.0%
Unplug computers, printers, and other electronics during winter and/or spring breaks.	25.5%	14.8%	15.4%	0.0%

Note. For each item, staff typically had 95-99 respondents, faculty had 27-28 respondents, graduate students had 25-26 respondents, and Ph.D. candidates had 8-10 respondents.