

Assessing Sustainability Culture Survey - Students











Description:

Date Created: 8/16/2019 11:22:40 AM

Date Range: 9/9/2019 12:00:00 AM - 9/20/2019 11:59:00 PM

Total Respondents: 216

Q1. What is your year in school?			
Count	Percent		
77	35.65%		First Year
49	22.69%		Second Year
52	24.07%		Third Year
24	11.11%		Fourth Year
13	6.02%		Fifth Year +
1	0.46%		Graduate Student
216 Respondents			

Q2. With which categories do you identify? (select all that apply)				
Count	Respondent %	Response %		
5	2.31%	1.90%		African-American or Black
9	4.17%	3.42%		American Indian, Alaska Native, Indigenous, or First Nations
5	2.31%	1.90%		Arab or Middle Eastern
10	4.63%	3.80%		Asian or Asian American
38	17.59%	14.45%		Hispanic or Latino/a
12	5.56%	4.56%		Multiracial/Biracial
3	1.39%	1.14%		Native Hawaiian or Other Pacific Islander
176	81.48%	66.92%		White or European American
1	0.46%	0.38%		Prefer to self-describe:
4	1.85%	1.52%		Prefer not to answer
216 Respondents				
263 Responses				

Q3. With which categories do you identify? (select all that apply)

Count	Respondent %	Response %		
3	1.39%	1.36%		Genderqueer or Non-Binary
58	26.85%	26.36%		Man
2	0.93%	0.91%		Transgender
149	68.98%	67.73%		Woman
2	0.93%	0.91%		Prefer to Self-Describe:
2	0.93%	0.91%		Unsure
4	1.85%	1.82%		Prefer Not to Answer
216 Respondents				
220 Responses				






Q4. Please respond to the statements below: - Sustainability is important to CSU.

Count	Percent		
114	59.69%		Strongly agree
69	36.13%		Moderately agree
6	3.14%		Neither agree nor disagree
0	0.00%		Moderately disagree
2	1.05%		Strongly disagree
191 Respondents			

Q5. Please respond to the statements below: - Sustainability at CSU is important to me.

Count	Percent		
119	62.96%		Strongly agree
60	31.75%		Moderately agree
6	3.17%		Neither agree nor disagree
2	1.06%		Moderately disagree
2	1.06%		Strongly disagree
189 Respondents			










Q6. Please respond to the statements below: - I believe I have the ability to advocate for sustainability related projects at CSU.

Count	Percent		
48	25.00%		Strongly agree
76	39.58%		Moderately agree
55	28.65%		Neither agree nor disagree
10	5.21%		Moderately disagree
3	1.56%		Strongly disagree
192	Respondents		






Q7. Please respond to the statements below: - If I have an idea or suggestion for a sustainability project at CSU, I know who to approach to see if it is feasible or can help work toward implementation.

Count	Percent		
16	8.29%		Strongly agree
29	15.03%		Moderately agree
41	21.24%		Neither agree nor disagree
74	38.34%		Moderately disagree
33	17.10%		Strongly disagree
193	Respondents		

Q8. I participate in the following sustainable practices at CSU:

Count	Respondent %	Response %		
110	56.70%	17.32%		Turning off lights in unoccupied rooms
111	57.22%	17.48%		Recycling
51	26.29%	8.03%		Composting
129	66.49%	20.31%		Using a reusable water bottle
82	42.27%	12.91%		Printing less
40	20.62%	6.30%		Turning up the ac and turning down the heater to minimize energy use
80	41.24%	12.60%		Utilizing alternative transportation
12	6.19%	1.89%		Participate in department or campus committee, organization, or campus event related to sustainability
20	10.31%	3.15%		Other:
194	Respondents			
635	Responses			




Q9. I would like to see CSU's student government, ASCSU, to allocate some of its student fee budget to sustainability projects and initiatives on campus

Count	Percent		
81	41.75%		Strongly agree
77	39.69%		Moderately agree
31	15.98%		Neither agree nor disagree
2	1.03%		Moderately disagree
3	1.55%		Strongly disagree
194	Respondents		

Q10. I would be willing to contribute additional funds towards the development of sustainability projects and initiatives on campus.

Count	Percent		
30	15.46%		Yes - \$1
21	10.82%		Yes - \$2
32	16.49%		Yes - \$5
20	10.31%		Yes - \$10
10	5.15%		Yes - more than \$10
81	41.75%		No, I would not.
194	Respondents		

Q11. What are the top three most important sustainability initiatives, in your opinion, that CSU should continue to invest in?

Count	Respondent %	Response %	
42	21.65%	7.73%	 Sustainable Events
78	40.21%	14.36%	 Sustainability Education and Research
55	28.35%	10.13%	 Alternative Transportation
136	70.10%	25.05%	 Resources (Energy, Water, etc.) Efficiency (Infrastructure)
117	60.31%	21.55%	 Resource (Energy, Water, etc.) Conservation (Behaviors)
111	57.22%	20.44%	 Waste Management
4	2.06%	0.74%	 Other ideas:
194	Respondents		
543	Responses		

Q12. Are you aware of operational / environmental sustainability initiatives on campus like Green Warrior campaign, LEED buildings, and renewable electricity projects, etc.?

Count	Percent		
71	39.01%		Yes. Which ones?
111	60.99%		No
182	Respondents		

Q13. Are you aware of social sustainability initiatives on campus such as CSU efforts around diversity and inclusion, first generation student support, addressing food insecurity, living wages for CSU employees, etc.?

Count	Percent		
84	46.15%		Yes. Which ones?
98	53.85%		No
182	Respondents		

Q14. Do you attend sustainability events on campus including lectures, Earth Week activities, or student organization events?

Count	Percent		
25	13.74%		Yes. Which ones?
157	86.26%		No
182	Respondents		

Q15. Are you aware of available alternative transportation options to/from campus including Transfort, MAX, biking, etc.?

Count	Percent		
166	91.21%		Yes. Which ones?
16	8.79%		No
182	Respondents		

Q16. Within the past year, have you engaged in any volunteer activities?

Count	Percent		
90	49.45%		Yes. Which ones?
92	50.55%		No
182	Respondents		






Q17. Sustainability strives for a balance between the environment, the economy, and social equity. Do you feel that CSU places equal value on each of these aspects?

Count	Percent		
155	85.16%		Yes,
27	14.84%		No, What can we do differently to do so?
182	Respondents		

Q18. How important was CSU's sustainability reputation in your decision to attend CSU?

Count	Percent		
18	10.11%		Extremely important
31	17.42%		Very important
57	32.02%		Moderately important
31	17.42%		Slightly important
41	23.03%		Not at all important
178	Respondents		

Q19. Do you think it is well-known that CSU operates on traditional and ancestral homelands of the Arapaho, Cheyenne and Ute Nations and Peoples?

Count	Percent		
39	21.91%		Definitely
51	28.65%		Moderately
43	24.16%		Slightly
20	11.24%		Not at all
25	14.04%		No basis to judge since I was not aware until taking this survey
178	Respondents		





Q20. How many CSU courses have you taken that addressed sustainability?

Count	Percent		
62	34.83%		0
94	52.81%		1-3
13	7.30%		4-6
5	2.81%		7-9
4	2.25%		10+
178	Respondents		

Q21. How applicable/important will your knowledge of sustainability be to you in your career after CSU?

Count	Percent		
45	25.28%		Extremely important
36	20.22%		Very important
54	30.34%		Moderately important
35	19.66%		Slightly important
8	4.49%		Not at all important
178	Respondents		

Q22. Which definition of sustainability do you personally agree with the most?

Count	Percent		
75	42.13%		Sustainability strives to meet the needs of the present without compromising the ability of future generations to meet their own needs
44	24.72%		Sustainability strives for a balance between ecological, economic and social equity
20	11.24%		Sustainability is contextually defined and therefore the definition varies based on the individual defining it
39	21.91%		Sustainability is the avoidance of natural resource depletion to maintain ecological balance
178	Respondents		

Q23. Thank you for participating in our survey! To enter the RamCash giveaway, please provide your email address.

Count	Percent	
165	100.00%	
165	Respondents	