

# Faculty & Staff – Assessing Sustainability Culture at CSU Survey

Description:

Date Created: 9/6/2016 1:23:41 PM

Date Range: 9/12/2016 12:00:00 AM - 11/18/2016 11:59:00 PM

Total Respondents: 52






Q1. What is your employment type?			
Count	Percent		
17	32.69%		Administrative Professional
24	46.15%		Faculty
11	21.15%		State Classified
0	0.00%		Student employee
0	0.00%		Other (please specify)
52	Respondents		

Q2. Please respond to the statements below: - Sustainability is important to CSU.			
Count	Percent		
24	46.15%		Strongly agree
19	36.54%		Somewhat agree
5	9.62%		Neutral
3	5.77%		Somewhat disagree
1	1.92%		Strongly disagree
52	Respondents		

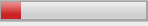




Q3. Please respond to the statements below: - Sustainability is important to the students who attend CSU.			
Count	Percent		
13	25.00%		Strongly agree
21	40.38%		Somewhat agree
17	32.69%		Neutral
1	1.92%		Somewhat disagree
0	0.00%		Strongly disagree
52	Respondents		

Q4. Please respond to the statements below: - Sustainability on campus is important to me.			
Count	Percent		
35	67.31%		Strongly agree
8	15.38%		Somewhat agree
5	9.62%		Neutral
2	3.85%		Somewhat disagree
2	3.85%		Strongly disagree
52	Respondents		







Q5. Please respond to the statements below: - I believe I have the ability to advocate for sustainable projects at CSU.

Count	Percent		
11	21.15%		Strongly agree
14	26.92%		Somewhat agree
23	44.23%		Neutral
2	3.85%		Somewhat disagree
2	3.85%		Strongly disagree
52	Respondents		






Q6. Please respond to the statements below: - If I had a sustainability project in mind, I know who to approach to see it implemented.

Count	Percent		
7	13.46%		Strongly agree
11	21.15%		Somewhat agree
13	25.00%		Neutral
9	17.31%		Somewhat disagree
12	23.08%		Strongly disagree
52	Respondents		

Q7. I participate in the following sustainable practices on campus:

Count	Respondent %	Response %	
48	92.31%	32.65%	 Turning off lights in unoccupied rooms
49	94.23%	33.33%	 Recycling
6	11.54%	4.08%	 Composting
13	25.00%	8.84%	 Turning up the ac and turning down the heater to minimize energy use
25	48.08%	17.01%	 Utilizing alternative transportation
6	11.54%	4.08%	 Participate in department or campus committee, org, or event devoted to sustainability
52	Respondents		
147	Responses		

Q8. CSU should devote more financial resources to sustainability projects/efforts on campus to provide financing for energy efficiency, renewable energy, and other sustainability projects that generate cost-savings?

Count	Percent		
21	40.38%		Strongly agree
18	34.62%		Somewhat agree
7	13.46%		Neutral
3	5.77%		Somewhat disagree
3	5.77%		Strongly disagree
52	Respondents		

Q9. What are the top three most important sustainability initiatives, in your opinion, that CSU should pursue? - Zero-waste events

Count	Percent		
1	10.00%		1
4	40.00%		2
5	50.00%		3
10	Respondents		

Q10. What are the top three most important sustainability initiatives, in your opinion, that CSU should pursue? - Education and research related to sustainability

Count	Percent		
10	52.63%		1
7	36.84%		2
2	10.53%		3
19	Respondents		

Q11. What are the top three most important sustainability initiatives, in your opinion, that CSU should pursue? - Alternative transportation options & accessibility (new transit routes, bike share, Zip Car expansion, carpooling, etc.)

Count	Percent		
8	40.00%		1
6	30.00%		2
6	30.00%		3
20	Respondents		

Q12. What are the top three most important sustainability initiatives, in your opinion, that CSU should pursue? - Energy efficiency - efficient lighting / heating & cooling improvements

Count	Percent		
13	46.43%		1
9	32.14%		2
6	21.43%		3
28	Respondents		

Q13. What are the top three most important sustainability initiatives, in your opinion, that CSU should pursue? - Additional on campus composting

Count	Percent		
1	25.00%		1
0	0.00%		2
3	75.00%		3
4	Respondents		

Q14. What are the top three most important sustainability initiatives, in your opinion, that CSU should pursue? - Solar and wind (renewable) energy production

Count	Percent		
5	20.00%		1
9	36.00%		2
11	44.00%		3
25	Respondents		

Q15. What are the top three most important sustainability initiatives, in your opinion, that CSU should pursue? - Reduce Greenhouse Gas emissions (meet our goal of carbon neutrality by 2050)

Count	Percent		
1	20.00%		1
2	40.00%		2
2	40.00%		3
5	Respondents		

Q16. What are the top three most important sustainability initiatives, in your opinion, that CSU should pursue? - Accelerate efforts to reduce GHG emissions (achieve carbon neutrality before 2050)

Count	Percent		
6	33.33%		1
5	27.78%		2
7	38.89%		3
18	Respondents		

Q17. What are the top three most important sustainability initiatives, in your opinion, that CSU should pursue? - Education on / improve process of single stream recycling and waste diversion

Count	Percent		
4	28.57%		1
6	42.86%		2
4	28.57%		3
14	Respondents		

Q18. What are the top three most important sustainability initiatives, in your opinion, that CSU should pursue? - Creating a Revolving Green Fund to support sustainability infrastructure and initiatives

Count	Percent		
1	16.67%		1
2	33.33%		2
3	50.00%		3
6	Respondents		

Q19. Are you aware of sustainability initiatives on campus like Climate Action Plan, LEED buildings, and renewable energy projects?

Count	Percent		
40	76.92%		Yes
12	23.08%		No
52	Respondents		

Q20. Do you attend sustainability events on campus including lectures, Earth Week activities, or student presentations?

Count	Percent		
13	25.00%		Yes
39	75.00%		No
52	Respondents		

Q21. Are you aware of available alternative transportation options to/from campus including Transfort, MAX, biking, etc.?

Count	Percent		
52	100.00%		Yes
0	0.00%		No
52	Respondents		

Q22. Sustainability is often defined as striving for a balance between the environment, the economy, and social equity. Do you feel that CSU places equal value on the social equity aspect of sustainability?

Count	Percent		
24	46.15%		Yes (please explain)
28	53.85%		No (please explain)
52	Respondents		

# Student - Assessing Sustainability Culture at CSU Survey

Description:

Date Created: 9/6/2016 1:26:01 PM

Date Range: 9/12/2016 12:00:00 AM - 11/18/2016 11:59:00 PM

Total Respondents: 138

Q1. What is your year in school?			
Count	Percent		
79	57.25%		First Year
9	6.52%		Second Year
11	7.97%		Third Year
1	0.72%		Fourth Year
0	0.00%		Fifth Year +
38	27.54%		Graduate Student
138	Respondents		

Q2. Please respond to the statements below: - Sustainability is important to CSU.			
Count	Percent		
79	57.25%		Strongly agree
48	34.78%		Moderately agree
10	7.25%		Neither agree nor disagree
1	0.72%		Moderately disagree
0	0.00%		Strongly disagree
138	Respondents		

Q3. Please respond to the statements below: - Sustainability on campus is important to me.			
Count	Percent		
77	55.80%		Strongly agree
41	29.71%		Moderately agree
16	11.59%		Neither agree nor disagree
3	2.17%		Moderately disagree
1	0.72%		Strongly disagree
138	Respondents		

**Q4. Please respond to the statements below: - I believe I have the ability to advocate for sustainability related projects at CSU.**

Count	Percent		
35	25.36%		Strongly agree
43	31.16%		Moderately agree
47	34.06%		Neither agree nor disagree
10	7.25%		Moderately disagree
3	2.17%		Strongly disagree
138	Respondents		






**Q5. Please respond to the statements below: - If I had a sustainability project in mind, I know who to approach to see it implemented.**

Count	Percent		
19	13.77%		Strongly agree
18	13.04%		Moderately agree
26	18.84%		Neither agree nor disagree
39	28.26%		Moderately disagree
36	26.09%		Strongly disagree
138	Respondents		

**Q6. I participate in the following sustainable practices:**

Count	Percent		
55	39.86%		Turning off lights in unoccupied rooms
44	31.88%		Recycling
4	2.90%		Composting
3	2.17%		Turning up the ac and turning down the heater to minimize energy use
30	21.74%		Utilizing alternative transportation
2	1.45%		Participate in department or campus committee, org, or event devoted to sustainability
138	Respondents		












Q7. ASCSU should devote some of its student fee budget towards the development of sustainability related projects and/or a Green Fund.

Count	Percent		
45	32.61%		Strongly agree
54	39.13%		Moderately agree
24	17.39%		Neither agree nor disagree
10	7.25%		Moderately disagree
5	3.62%		Strongly disagree
138	Respondents		

Q8. If so, how much per semester?

Count	Percent		
21	15.22%		\$0
10	7.25%		\$1
29	21.01%		\$2
41	29.71%		\$5
37	26.81%		\$10 or more
138	Respondents		

Q9. What are the top three most important sustainability initiatives, in your opinion, that CSU should pursue? Please select up to 3.

Count	Respondent %	Response %		
28	20.44%	7.09%		Zero-waste events
42	30.66%	10.63%		Education and research related to sustainability
51	37.23%	12.91%		Alternative transportation options & accessibility (new transit routes, bike share, Zip Car expansion, carpooling, etc.)
79	57.66%	20.00%		Energy efficiency - efficient lighting / heating & cooling improvements
21	15.33%	5.32%		Additional on campus composting
81	59.12%	20.51%		Solar and wind (renewable) energy production
36	26.28%	9.11%		Reduce Greenhouse Gas emissions (meet our goal of carbon neutrality by 2050)
21	15.33%	5.32%		Accelerate efforts to reduce GHG emissions (achieve carbon neutrality before 2050)
19	13.87%	4.81%		Education on / improve process of single stream recycling and waste diversion
15	10.95%	3.80%		Creating a Revolving Green Fund to support sustainability infrastructure and initiatives
2	1.46%	0.51%		Other ideas:
137	Respondents			
395	Responses			

Q10. Are you aware of sustainability initiatives on campus like Green Warrior campaign, LEED buildings, and renewable energy projects?

Count	Percent		
70	50.72%		Yes
68	49.28%		No
138	Respondents		

Q11. How often do you attend sustainability events on campus including lectures, Earth Week activities, or student organization events?

Count	Percent		
2	1.45%		Often
13	9.42%		Sometimes
44	31.88%		Rarely
79	57.25%		Never
138	Respondents		

Q12. Are you aware of available alternative transportation options to/from campus including Transfort, MAX, biking, etc.?

Count	Percent		
131	94.93%		Yes
7	5.07%		No
138	Respondents		

Q13. Sustainability is defined as striving for a balance between the environment, the economy, and social equity. Do you feel that CSU places equal value on the social equity aspect of sustainability?

Count	Percent		
92	66.67%		Yes- How?
46	33.33%		No- How should we?
138	Respondents		

Q14. How important was CSU's sustainability reputation in your decision to attend CSU?

Count	Percent		
8	5.80%		Extremely important
21	15.22%		Very important
31	22.46%		Moderately important
27	19.57%		Slightly important
51	36.96%		Not at all important
138	Respondents		