






# Assessing Sustainability Culture Survey - Employees











Description:

Date Created: 8/16/2019 11:25:29 AM

Date Range: 9/9/2019 12:00:00 AM - 9/20/2019 11:59:00 PM

Total Respondents: 304

Q1. What is your employment type?			
Count	Percent		
161	52.96%		Administrative Professional
57	18.75%		Faculty
82	26.97%		State Classified
0	0.00%		Student employee
4	1.32%		Other: Please specify
304	Respondents		

Q2. With which categories do you identify? (select all that apply)				
Count	Respondent %	Response %		
4	1.32%	1.24%		African-American or Black
4	1.32%	1.24%		American Indian, Alaska Native, Indigenous, or First Nations
1	0.33%	0.31%		Arab or Middle Eastern
17	5.59%	5.26%		Asian or Asian American
18	5.92%	5.57%		Hispanic or Latino/a
4	1.32%	1.24%		Multiracial/Biracial
2	0.66%	0.62%		Native Hawaiian or Other Pacific Islander
258	84.87%	79.88%		White or European American
1	0.33%	0.31%		Prefer to self-describe:
14	4.61%	4.33%		Prefer not to answer
304	Respondents			
323	Responses			

Q3. With which categories do you identify? (select all that apply)

Count	Respondent %	Response %		
3	0.99%	0.98%		Genderqueer or Non-Binary
93	30.59%	30.29%		Man
1	0.33%	0.33%		Transgender
196	64.47%	63.84%		Woman
3	0.99%	0.98%		Prefer to Self-Describe:
0	0.00%	0.00%		Unsure
11	3.62%	3.58%		Prefer Not to Answer
304 Respondents				
307 Responses				

Q4. Please respond to the statements below: - Sustainability is important to CSU.

Count	Percent		
179	59.67%		Strongly agree
100	33.33%		Moderately agree
14	4.67%		Neither agree nor disagree
6	2.00%		Moderately disagree
1	0.33%		Strongly disagree
300 Respondents			

Q5. Please respond to the statements below: - Sustainability is important to the students who attend CSU.

Count	Percent		
116	38.80%		Strongly agree
117	39.13%		Moderately agree
55	18.39%		Neither agree nor disagree
11	3.68%		Moderately disagree
0	0.00%		Strongly disagree
299 Respondents			

Q6. Please respond to the statements below: - Sustainability at CSU is important to me.

Count	Percent		
203	67.44%		Strongly agree
79	26.25%		Moderately agree
14	4.65%		Neither agree nor disagree
3	1.00%		Moderately disagree
2	0.66%		Strongly disagree
301	Respondents		

Q7. Please respond to the statements below: - I believe I have the ability to advocate for sustainable projects at CSU.

Count	Percent		
79	26.33%		Strongly agree
96	32.00%		Moderately agree
94	31.33%		Neither agree nor disagree
25	8.33%		Moderately disagree
6	2.00%		Strongly disagree
300	Respondents		

Q8. Please respond to the statements below: - If I have an idea or suggestion for a sustainability project at CSU, I know who to approach to see it is feasible or can help work toward implementation.

Count	Percent		
39	13.00%		Strongly agree
50	16.67%		Moderately agree
81	27.00%		Neither agree nor disagree
72	24.00%		Moderately disagree
58	19.33%		Strongly disagree
300	Respondents		

Q9. I participate in the following sustainable practices at CSU: (select all that apply)

Count	Respondent %	Response %		
282	92.76%	19.75%		Turning off lights in unoccupied rooms
297	97.70%	20.80%		Recycling
108	35.53%	7.56%		Composting
276	90.79%	19.33%		Using a reusable water bottle
209	68.75%	14.64%		Printing less
90	29.61%	6.30%		Turning up the ac and turning down the heater to minimize energy use
107	35.20%	7.49%		Utilizing alternative transportation
44	14.47%	3.08%		Participate in department or campus committee, organization, or campus event related to sustainability
15	4.93%	1.05%		Other:
304	Respondents			
1428	Responses			


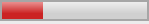
Q10. I would like to see CSU devote more financial resources to sustainability projects and initiatives on campus.

Count	Percent		
116	38.16%		Strongly agree
102	33.55%		Moderately agree
68	22.37%		Neither agree nor disagree
9	2.96%		Moderately disagree
9	2.96%		Strongly disagree
304	Respondents		


Q11. What are the top three most important sustainability initiatives, in your opinion, that CSU should continue to invest in, with 1 being the most important. Please select up to 3.

Count	Respondent %	Response %		
31	10.20%	3.51%		Sustainable Events
156	51.32%	17.67%		Sustainability Education and Research
125	41.12%	14.16%		Alternative Transportation
220	72.37%	24.92%		Resources (Energy, Water, etc.) Efficiency (Infrastructure)
182	59.87%	20.61%		Resource (Energy, Water, etc.) Conservation (Behaviors)
151	49.67%	17.10%		Waste Management
18	5.92%	2.04%		Other ideas:
304	Respondents			
883	Responses			



Q12. Are you aware of social sustainability initiatives on campus such as CSU efforts around diversity and inclusion, first generation student support, food insecurity, living wages for CSU employees, etc.?

Count	Percent		
205	71.93%		Yes. Which ones?
80	28.07%		No
285	Respondents		

Q13. Are you aware of operational / environmental sustainability initiatives on campus like Climate Action Plan, LEED buildings, and renewable electricity projects, etc.?

Count	Percent		
161	56.49%		Yes. Which ones?
124	43.51%		No
285	Respondents		



Q14. Do you attend sustainability events on campus including lectures, Earth Week activities, or student presentations?

Count	Percent		
60	21.05%		Yes. Which ones?
225	78.95%		No
285	Respondents		






Q15. Are you aware of available alternative transportation options to/from campus including Transfort, MAX, biking, etc.?

Count	Percent		
275	96.49%		Yes. Which ones?
10	3.51%		No
285	Respondents		

Q16. Sustainability strives for a balance between the environment, the economy, and social equity. Do you feel that CSU places equal value on each aspect?

Count	Percent		
174	61.05%		Yes
111	38.95%		No - What can we do to achieve a balance?
285	Respondents		

Q17. Do you think it is well-known that CSU operates on traditional and ancestral homelands of the Arapaho, Cheyenne and Ute Nations and Peoples?

Count	Percent		
25	8.93%		Definitely
62	22.14%		Moderately
107	38.21%		Slightly
42	15.00%		Not at all
44	15.71%		No basis to judge since I was not aware until taking this survey
280	Respondents		

Q18. How applicable/important is knowledge of sustainability in your day-to-day work at CSU?

Count	Percent		
35	12.50%		Extremely important
93	33.21%		Very important
88	31.43%		Moderately important
45	16.07%		Slightly important
19	6.79%		Not at all important
280	Respondents		





Q19. In the past year have you participated in any sustainability-related (Environmental, Economic or Social Equity), educational / professional development training, such as PDI (Professional Development Institute), Diversity Symposium, lectures, etc.

Count	Percent		
101	36.07%		Yes. Which ones?
179	63.93%		No
280	Respondents		

Q20. Since you started working at CSU, has your understanding of sustainability increased?

Count	Percent		
153	54.64%		Yes. In what ways?
127	45.36%		No
280	Respondents		

Q21. Which definition of sustainability do you personally agree with the most?

Count	Percent		
109	38.93%		Sustainability strives to meet the needs of the present without compromising the ability of future generations to meet their own needs
78	27.86%		Sustainability strives for a balance between ecological, economic and social equity
32	11.43%		Sustainability is contextually defined and therefore the definition varies based on the individual defining it
61	21.79%		Sustainability is the avoidance of natural resource depletion to maintain ecological balance
280	Respondents		

Q22. Thank you for participating in our survey! To enter the RamCash giveaway, please provide your email address.

Count	Percent	
197	100.00%	
197	Respondents	