

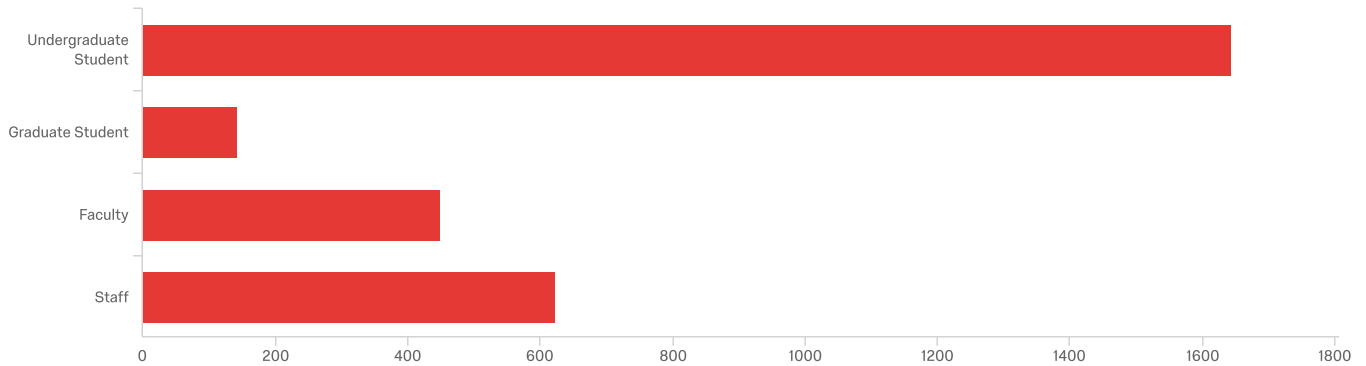
Default Report

Appalachian Sustainability Survey 2018

November 9, 2018 10:31 AM MST

QID29 - Which of the following best describes your affiliation with Appalachian State

University?



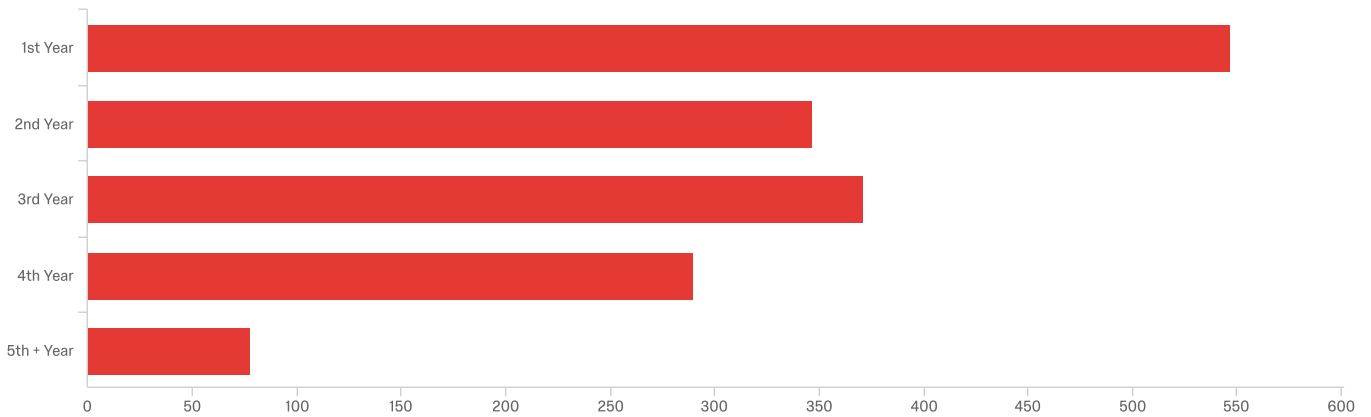
#	Field	Minimum	Maximum	Mean	Std Deviation	Variance	Count
1	Which of the following best describes your affiliation with Appalachian State University?	1.00	4.00	2.02	1.27	1.60	2,859

#	Field	Choice Count
1	Undergraduate Student	57.50% 1644
2	Graduate Student	5.00% 143
3	Faculty	15.70% 449
4	Staff	21.79% 623

2859

Showing rows 1 - 5 of 5

QID31 - Which year in undergraduate are you?

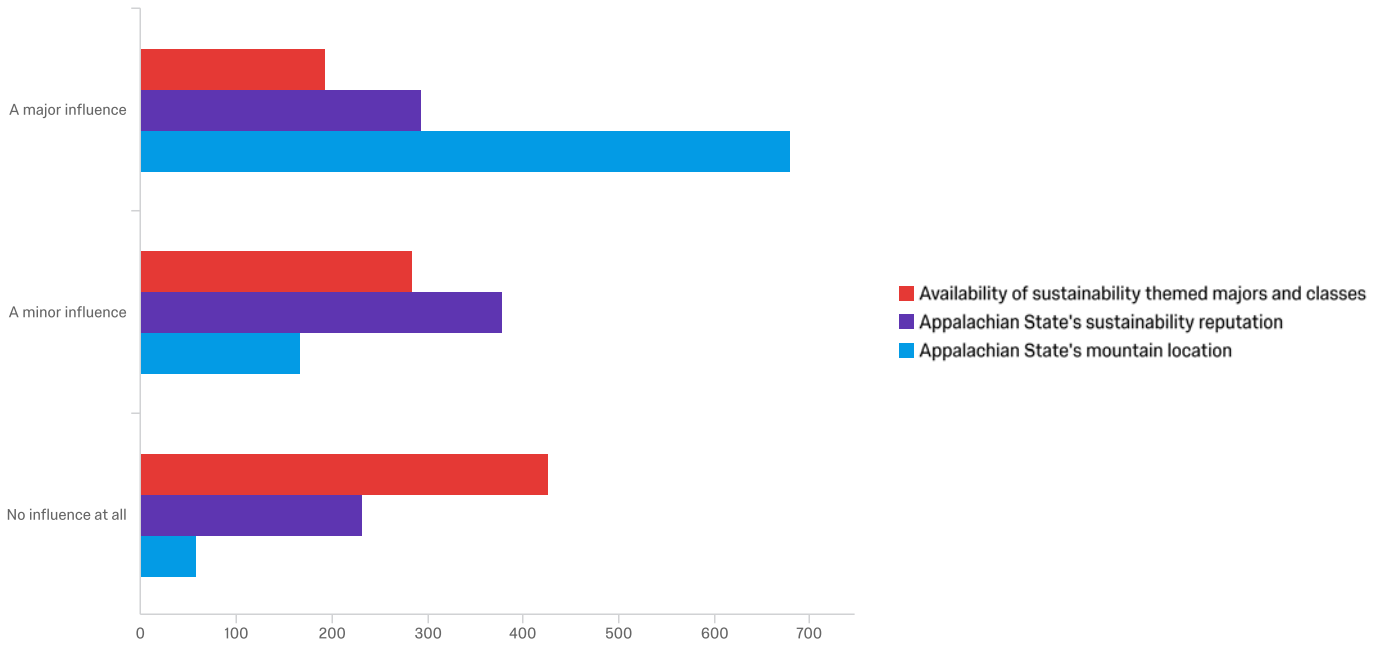


#	Field	Minimum	Maximum	Mean	Std Deviation	Variance	Count
1	Which year in undergraduate are you?	1.00	5.00	2.39	1.24	1.55	1,633

#	Field	Choice Count
1	1st Year	33.50% 547
2	2nd Year	21.25% 347
3	3rd Year	22.72% 371
4	4th Year	17.76% 290
5	5th + Year	4.78% 78
		1633

Showing rows 1 - 6 of 6

QID47 - To what degree did the following influence your decision to attend Appalachian State University?

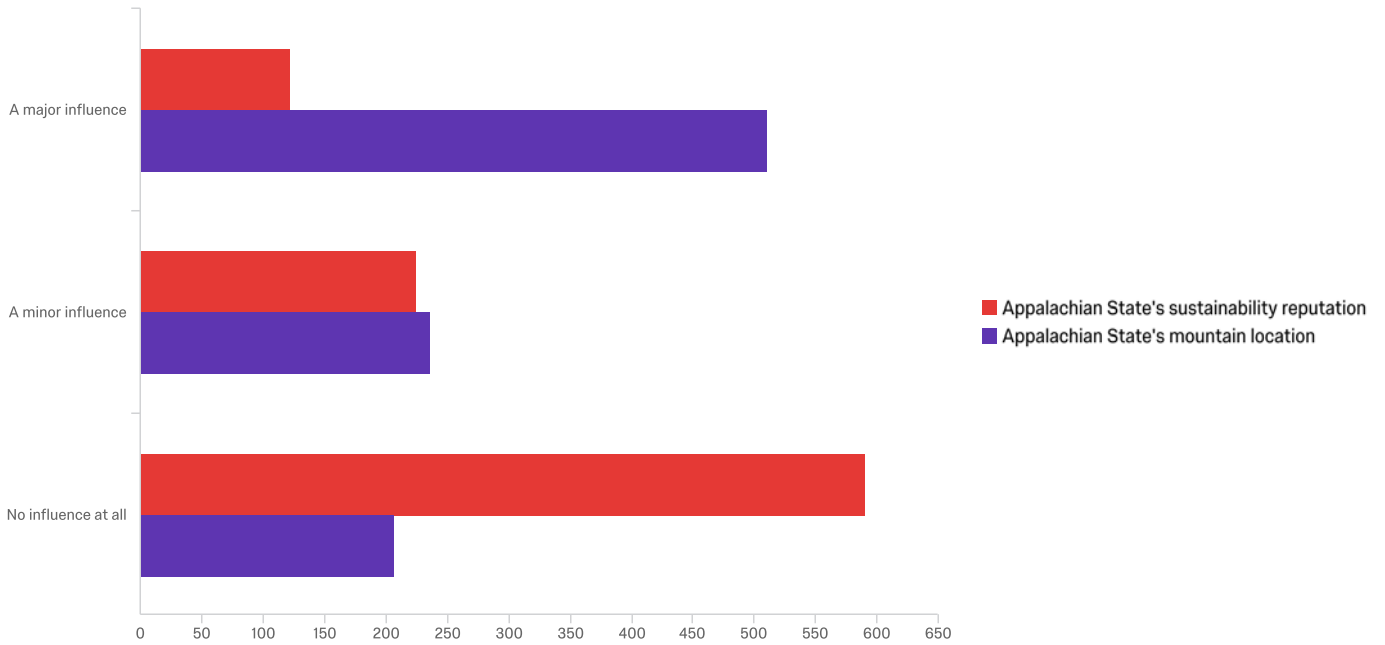


#	Field	Minimum	Maximum	Mean	Std Deviation	Variance	Count
1	Availability of sustainability themed majors and classes	1.00	3.00	2.26	0.79	0.62	904
2	Appalachian State's sustainability reputation	1.00	3.00	1.93	0.76	0.58	904
3	Appalachian State's mountain location	1.00	3.00	1.31	0.59	0.34	905

#	Field	A major influence	A minor influence	No influence at all	Total
1	Availability of sustainability themed majors and classes	21.35% 193	31.42% 284	47.23% 427	904
2	Appalachian State's sustainability reputation	32.52% 294	41.81% 378	25.66% 232	904
3	Appalachian State's mountain location	75.14% 680	18.45% 167	6.41% 58	905

Showing rows 1 - 3 of 3

QID48 - To what degree did the following influence your decision to work at Appalachian State University?

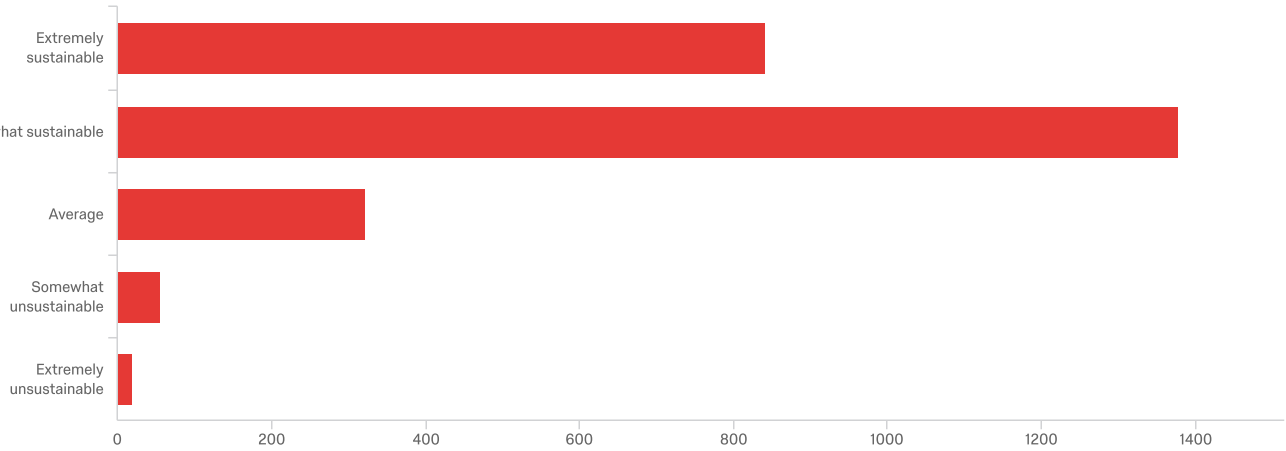


#	Field	Minimum	Maximum	Mean	Std Deviation	Variance	Count
1	Appalachian State's sustainability reputation	1.00	3.00	2.50	0.71	0.51	938
2	Appalachian State's mountain location	1.00	3.00	1.68	0.81	0.65	954

#	Field	A major influence	A minor influence	No influence at all	Total
1	Appalachian State's sustainability reputation	13.01% 122	23.99% 225	63.01% 591	938
2	Appalachian State's mountain location	53.56% 511	24.74% 236	21.70% 207	954

Showing rows 1 - 2 of 2

QID1 - Which of the following best describes your perception of Appalachian's sustainability reputation?

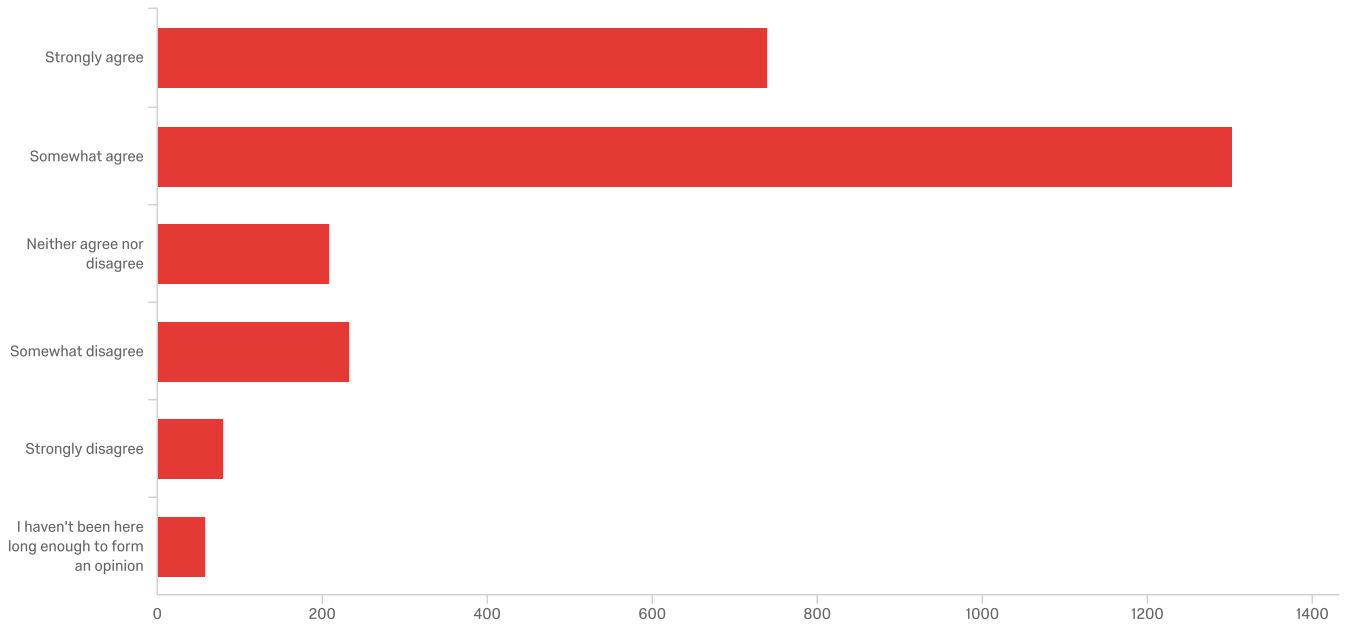


#	Field	Minimum	Maximum	Mean	Std Deviation	Variance	Count
1	Which of the following best describes your perception of Appalachian's sustainability reputation?	1.00	5.00	1.87	0.76	0.58	2,617

#	Field	Choice Count
1	Extremely sustainable	32.17% 842
2	Somewhat sustainable	52.69% 1379
3	Average	12.30% 322
4	Somewhat unsustainable	2.10% 55
5	Extremely unsustainable	0.73% 19
		2617

Showing rows 1 - 6 of 6

QID32 - In my experience at Appalachian, I feel as though the university is living up to its reputation of sustainability.



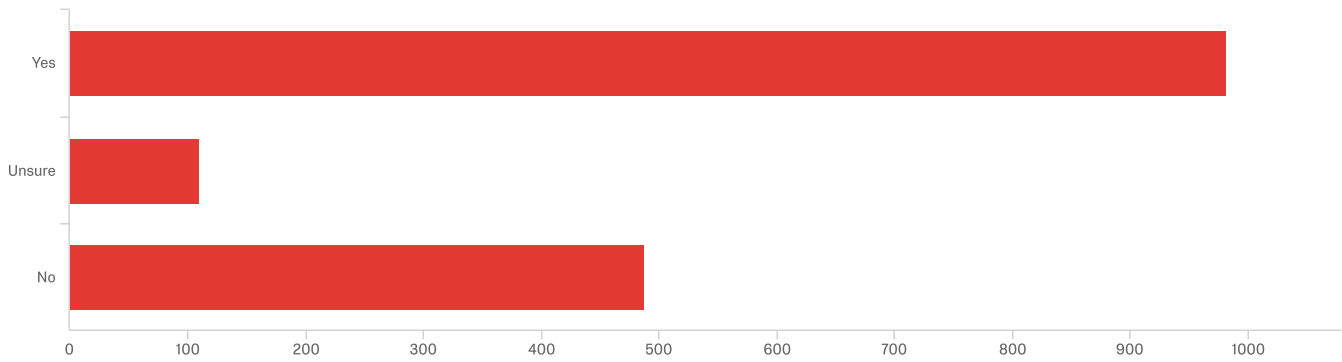
#	Field	Minimum	Maximum	Mean	Std Deviation	Variance	Count
1	In my experience at Appalachian, I feel as though the university is living up to its reputation of sustainability.	1.00	6.00	2.15	1.15	1.32	2,621

#	Field	Choice Count
1	Strongly agree	28.23% 740
2	Somewhat agree	49.75% 1304
3	Neither agree nor disagree	7.94% 208
4	Somewhat disagree	8.85% 232
5	Strongly disagree	3.01% 79
6	I haven't been here long enough to form an opinion	2.21% 58

2621

Showing rows 1 - 7 of 7

QID33 - Have any of the classes you've taken discussed the topic of sustainability?

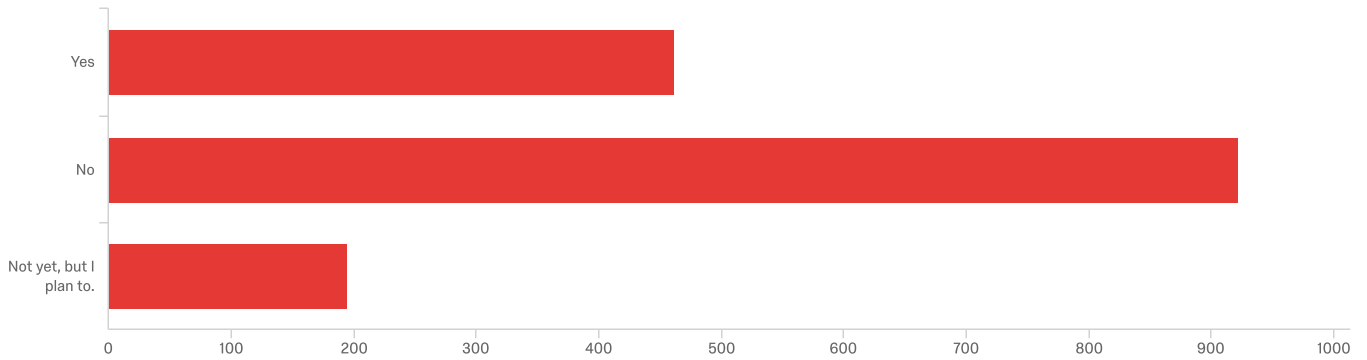


#	Field	Minimum	Maximum	Mean	Std Deviation	Variance	Count
1	Have any of the classes you've taken discussed the topic of sustainability?	1.00	3.00	1.69	0.91	0.83	1,580

#	Field	Choice Count
1	Yes	62.15% 982
2	Unsure	6.96% 110
3	No	30.89% 488
		1580

Showing rows 1 - 4 of 4

QID35 - Have you been intentional about taking sustainability-themed courses while at Appalachian?

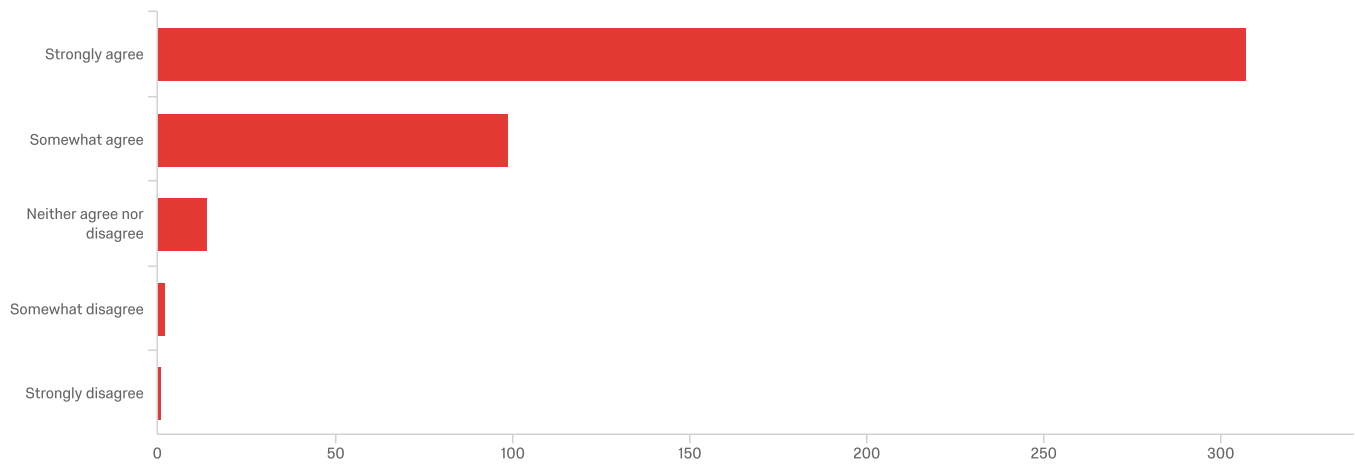


#	Field	Minimum	Maximum	Mean	Std Deviation	Variance	Count
1	Have you been intentional about taking sustainability-themed courses while at Appalachian?	1.00	3.00	1.83	0.62	0.39	1,579

#	Field	Choice Count
1	Yes	29.26% 462
2	No	58.39% 922
3	Not yet, but I plan to.	12.35% 195
		1579

Showing rows 1 - 4 of 4

QID37 - I believe sustainability is important to discuss in higher education.

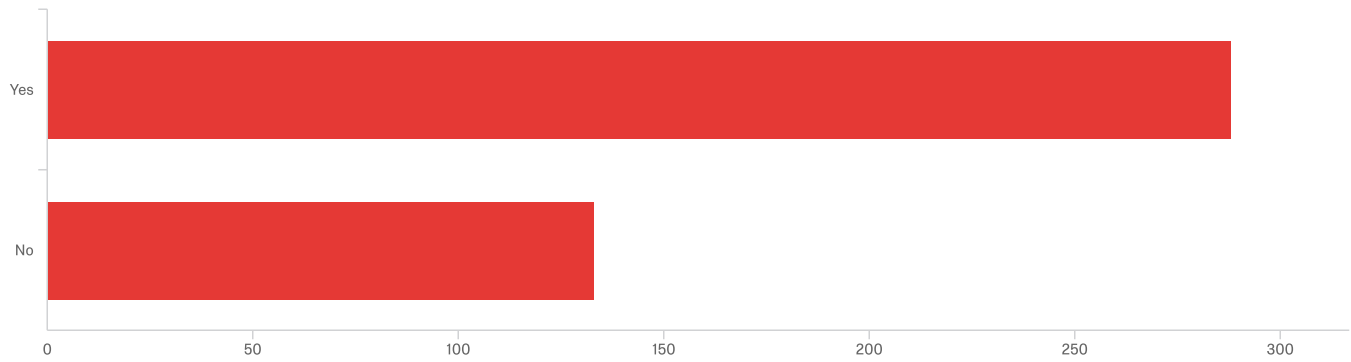


#	Field	Minimum	Maximum	Mean	Std Deviation	Variance	Count
1	I believe sustainability is important to discuss in higher education.	1.00	5.00	1.32	0.58	0.34	423

#	Field	Choice Count
1	Strongly agree	72.58% 307
2	Somewhat agree	23.40% 99
3	Neither agree nor disagree	3.31% 14
4	Somewhat disagree	0.47% 2
5	Strongly disagree	0.24% 1
		423

Showing rows 1 - 6 of 6

QID36 - Do you discuss sustainability in any of the courses you teach?



#	Field	Minimum	Maximum	Mean	Std Deviation	Variance	Count
1	Do you discuss sustainability in any of the courses you teach?	1.00	2.00	1.32	0.46	0.22	421

#	Field	Choice Count
1	Yes	68.41% 288
2	No	31.59% 133

421

Showing rows 1 - 3 of 3

QID38 - If you are willing, please share your reasoning for not discussing sustainability in your courses.

If you are willing, please share your reasoning for not discussing sustaina...

Really would take me away from primary purpose of these particular classes

I think we have a lot of issues on our campus and I am really sick of hearing the word sustainability - it has become somewhat of a joke

im not a teacher im a housekeeper

Does not apply to my course material

I don't see how it would apply.

Teaching theoretical computer science courses that do not have anything to do with sustainability.

I'm honestly not sure where to apply sustainable concepts.

It's not a topic that is included in any of the textbooks or commonly covered information for the courses I teach. So, I just need to take the time to come up with some content of my own, and determine where it fits best with the existing content.

I teach political science and use sustainability as one critique of American policy priorities and governance.

Not relevant to course content

It's not obvious how it connects to my discipline, and I haven't thought deeply enough about it to figure out how/where to have those discussions in my classes.

I am not aware of the issues involved.

Not part of the skills the course needs to cover

I teach mathematics content/pedagogy courses

not related to course material

I teach library science, and we do talk about how to recycle discarded books, but I don't directly discuss the idea of sustainability. I suppose it's somewhat interwoven into a few of the topics.

It is a prescribed course, so I have no control over the material.

not applicable

I don't know how I would integrate it into my course and maybe I just never thought about doing that.

Time

My courses are individual music and ensemble music.

Course topic does not allow for this discussion

Somewhat difficult to fit into my course content.

It is not related to the subject matter.

no time, not relevant

I teach future strength coaches and personal trainers so it is a little off topic.

Generally not applicable

My theme for RC 1000 doesn't support much discussion of sustainability.

It doesn't really fit in the courses that I teach.

It's not relevant to the course content or course goals

I don't teach courses for ASU

It doesn't easily fall under the class topics I normally teach.

Not relevant to my course

It does not apply to the courses I teach.

All my classes are systems classes

It is a one-credit hour class that meets one day per week. Its focus is helping students map out their graduation, put together a syllabus, learn about psychology career options....

haven't found an appropriate context

The content of my courses does not necessarily lend itself to this discussion

Does not fit in easily with my curriculum

N/A

I am only a student teacher supervisor. Therefore, I do not have a classroom platform.

I teach in a program where it's not the main focus and I'm tenure-track. Because we're currently in a space where issues related to the environment are seen as "political" I'm concerned that students will be upset

This topic does not apply

I don't teach

Not part of the course curriculum

Not particularly relevant to the course intentions

In a specific sense, it is not a part of the discipline I teach (music); in a broader sense, I suppose I do teach it though.

I am not currently a teaching Faculty member

Completely aside from my course topics (criminology, victimology), but I do discuss climate change

Does not make sense given course content

Not relevant to the course content

I am a housekeeper

We are talking nutrition, and we might discuss composting but that's about it

I would actually say I do, just at the periphery and in a very informal way. I wouldn't say I do it in purposeful manner even though I probably should

hard to see how to bring it in to very limited rehearsals for a musical ensemble

Not course related

It is not an issue in my courses.

Doesn't usually fit into course topics

doesn't seem relevant

I do talk about it a little, but mostly through data based examples, and not specifically as a topic in and of itself.

I talk about issues that relate to sustainability, but don't use the "sustainability" term specifically.

does not relate to the topic of classes

Information

Not relevant in the historical context of my courses

Not relevant (e.g., statistics course)

I am more interested in financial sustainability. People differ in their training and priorities. I think there is room for multiple viewpoints here.

Course content is not related

Is not discussed in my textbooks

I teach a studio course in classical ballet, discussing sustainability is outside of the scope discussion topics.

I don't teach classes

While not totally irrelevant, I wouldn't know where or when to work it in.

I teach research methods for the health care field focusing on health outcomes and health economics.

Not applicable to subject matter in a direct way. While the concept of sustainability is relevant to many arts, the connections that can be made are really ambiguous and not terribly meaningful. For example, we all know that art and culture sustain a society, but that's not generally how we discuss sustainability on the campus.

I mostly teach techniques and concepts for using the scholarly literatures. There are sustainability concerns involved in this, but I usually leave those to the (non-librarian) instructor.

I would teach it in the lower level courses, but it isn't really applicable in my advanced courses

It doesn't really apply. I teach in the music therapy program. I discuss social justice issues, but not sustainability directly.

It's not easily incorporated into what I teach (if and when it can be, I do try to incorporate it)

Not relevant to the topics I teach, but I will try to add it to my curriculum.

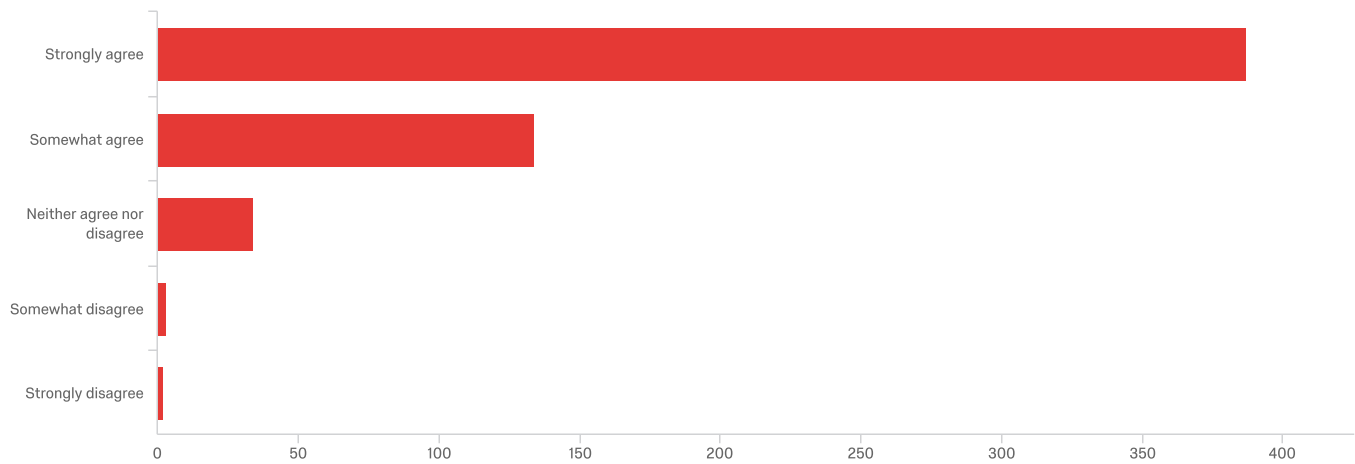
I don't teach

Hard to incorporate into the subject matter.

Sustainability is most often discussed in the context of the environment. I teach in the helping professions, so the topic becomes a different perspective.

in general chemistry, we don't have time to cover "depth" topics such as sustainability. this would be important and possible if there wasn't so much other material to squeeze into these courses.

QID39 - I believe it is important for my workplace to be sustainable.

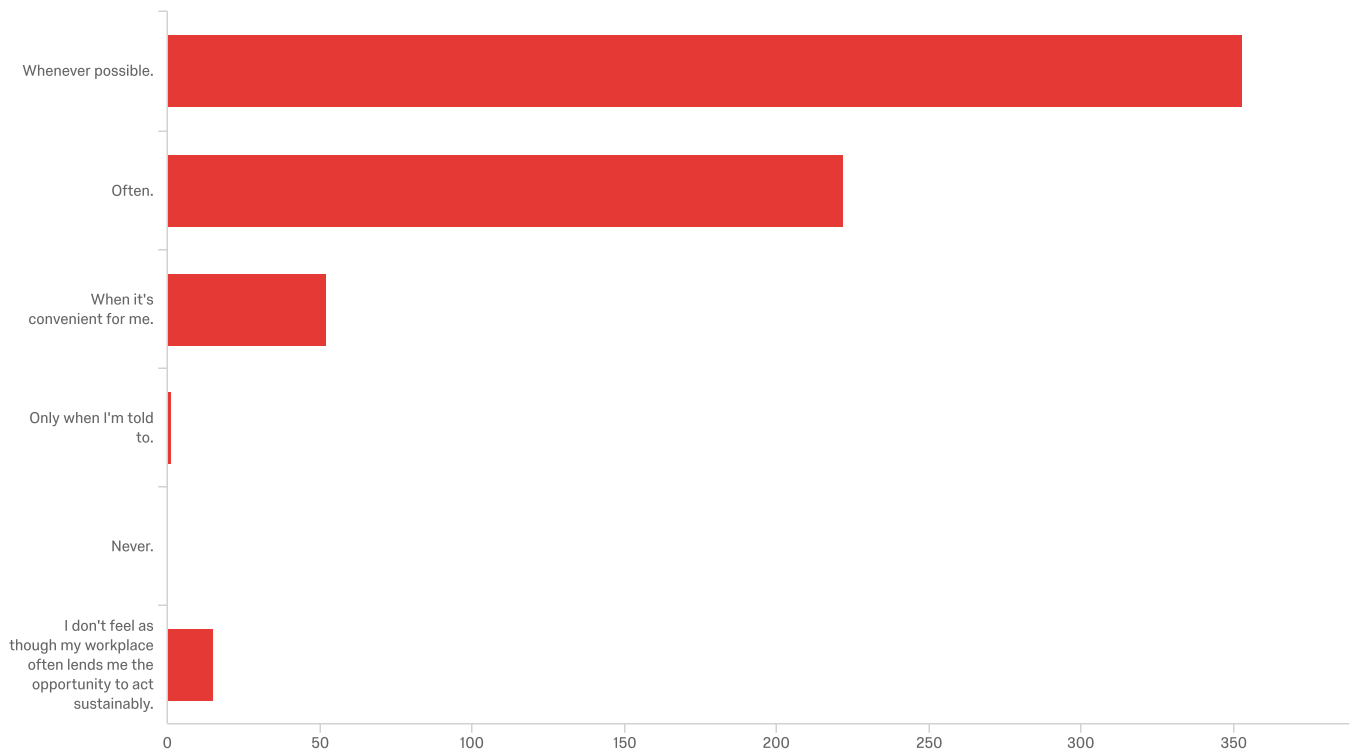


#	Field	Minimum	Maximum	Mean	Std Deviation	Variance	Count
1	I believe it is important for my workplace to be sustainable.	1.00	5.00	1.39	0.66	0.43	560

#	Field	Choice Count
1	Strongly agree	69.11% 387
2	Somewhat agree	23.93% 134
3	Neither agree nor disagree	6.07% 34
4	Somewhat disagree	0.54% 3
5	Strongly disagree	0.36% 2
		560

Showing rows 1 - 6 of 6

QID40 - I actively practice sustainability in my workplace (Select all that apply):

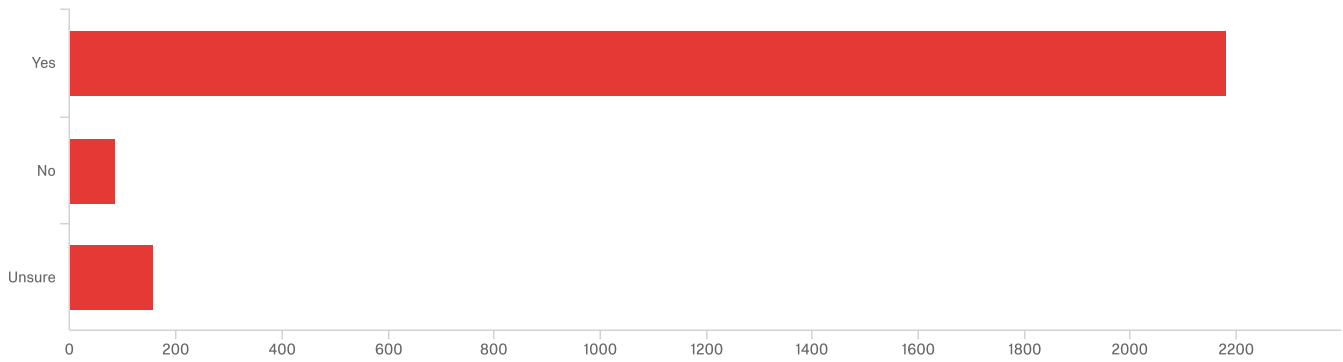


#	Field	Choice Count
1	Whenever possible.	54.90% 353
2	Often.	34.53% 222
3	When it's convenient for me.	8.09% 52
4	Only when I'm told to.	0.16% 1
5	Never.	0.00% 0
6	I don't feel as though my workplace often lends me the opportunity to act sustainably.	2.33% 15

643

Showing rows 1 - 7 of 7

QID5 - Do you think that human activity directly contributes to global climate change?



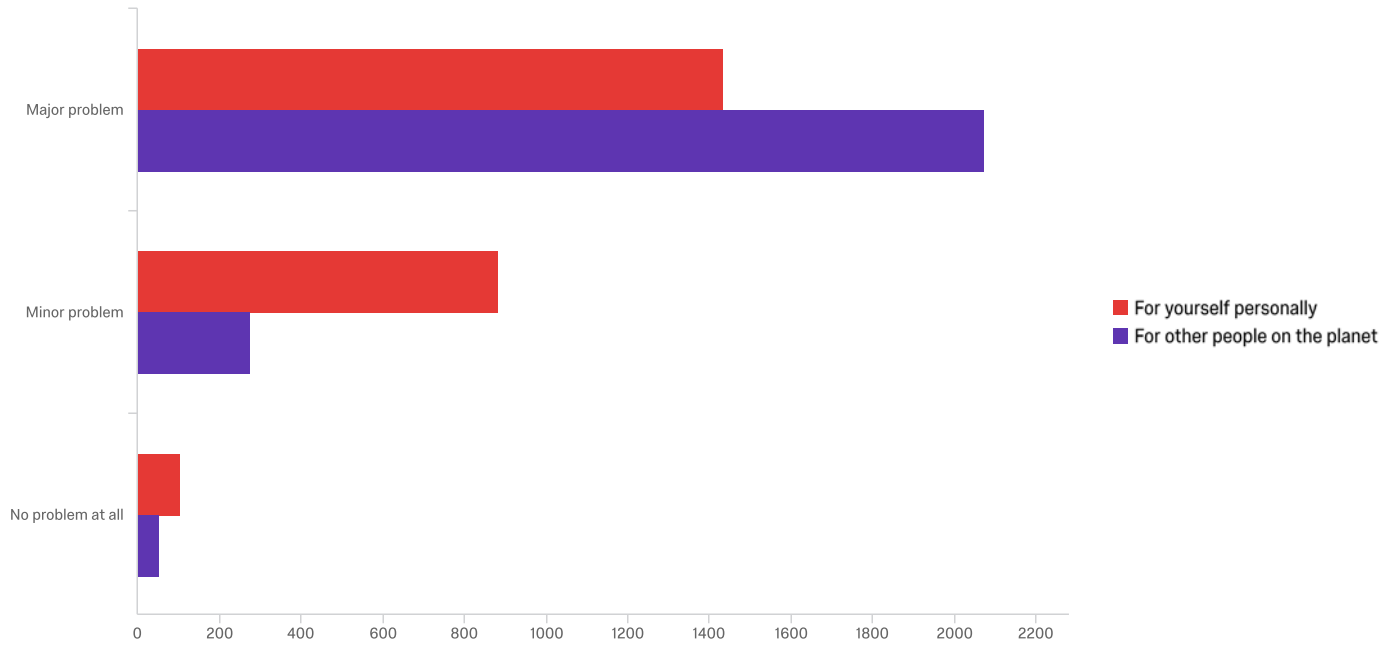
#	Field	Minimum	Maximum	Mean	Std Deviation	Variance	Count
1	Do you think that human activity directly contributes to global climate change?	1.00	3.00	1.17	0.52	0.27	2,425

#	Field	Choice Count
1	Yes	89.94% 2181
2	No	3.55% 86
3	Unsure	6.52% 158
		2425

Showing rows 1 - 4 of 4

QID3 - Do you think that global climate change will be a major problem, minor problem, or

no problem at all in your lifetime:

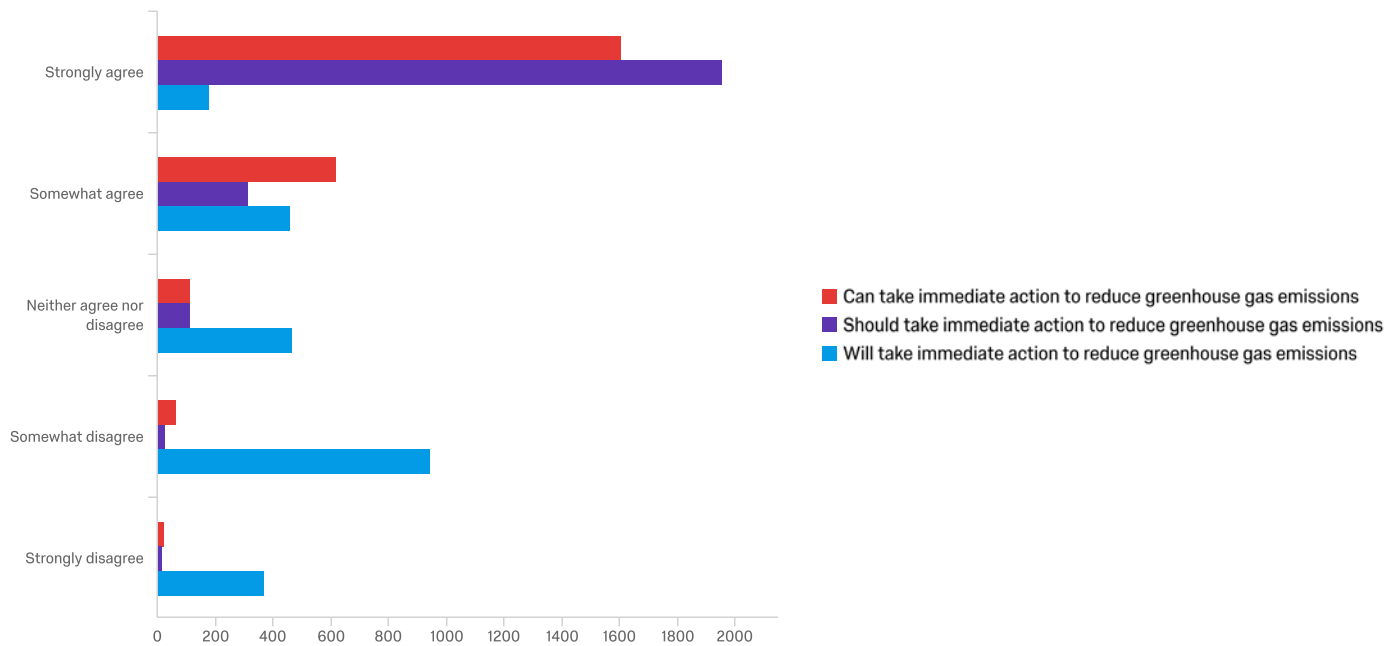


#	Field	Minimum	Maximum	Mean	Std Deviation	Variance	Count
1	For yourself personally	1.00	3.00	1.45	0.58	0.33	2,420
2	For other people on the planet	1.00	3.00	1.16	0.42	0.18	2,403

#	Field	Major problem	Minor problem	No problem at all	Total
1	For yourself personally	59.26% 1434	36.45% 882	4.30% 104	2420
2	For other people on the planet	86.35% 2075	11.49% 276	2.16% 52	2403

Showing rows 1 - 2 of 2

QID4 - I believe the human species:

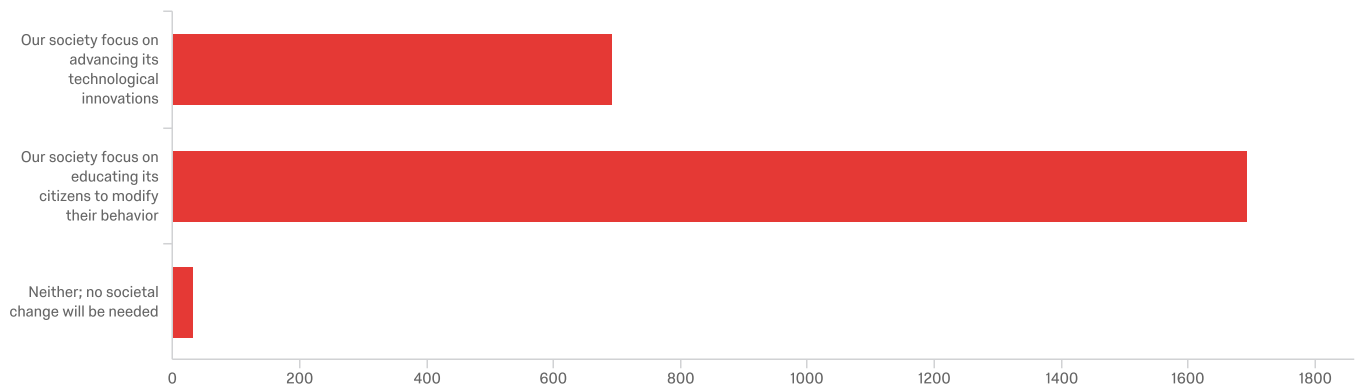


#	Field	Minimum	Maximum	Mean	Std Deviation	Variance	Count
1	Can take immediate action to reduce greenhouse gas emissions	1.00	5.00	1.46	0.78	0.61	2,425
2	Should take immediate action to reduce greenhouse gas emissions	1.00	5.00	1.28	0.66	0.44	2,423
3	Will take immediate action to reduce greenhouse gas emissions	1.00	5.00	3.36	1.16	1.36	2,413

#	Field	Strongly agree		Somewhat agree		Neither agree nor disagree		Somewhat disagree		Strongly disagree		Total
1	Can take immediate action to reduce greenhouse gas emissions	66.27%	1607	25.57%	620	4.58%	111	2.64%	64	0.95%	23	2425
2	Should take immediate action to reduce greenhouse gas emissions	80.69%	1955	13.00%	315	4.58%	111	1.03%	25	0.70%	17	2423
3	Will take immediate action to reduce greenhouse gas emissions	7.34%	177	18.98%	458	19.27%	465	39.08%	943	15.33%	370	2413

Showing rows 1 - 3 of 3

QID27 - In regards to energy, waste, water, etc, I believe it is more important that:



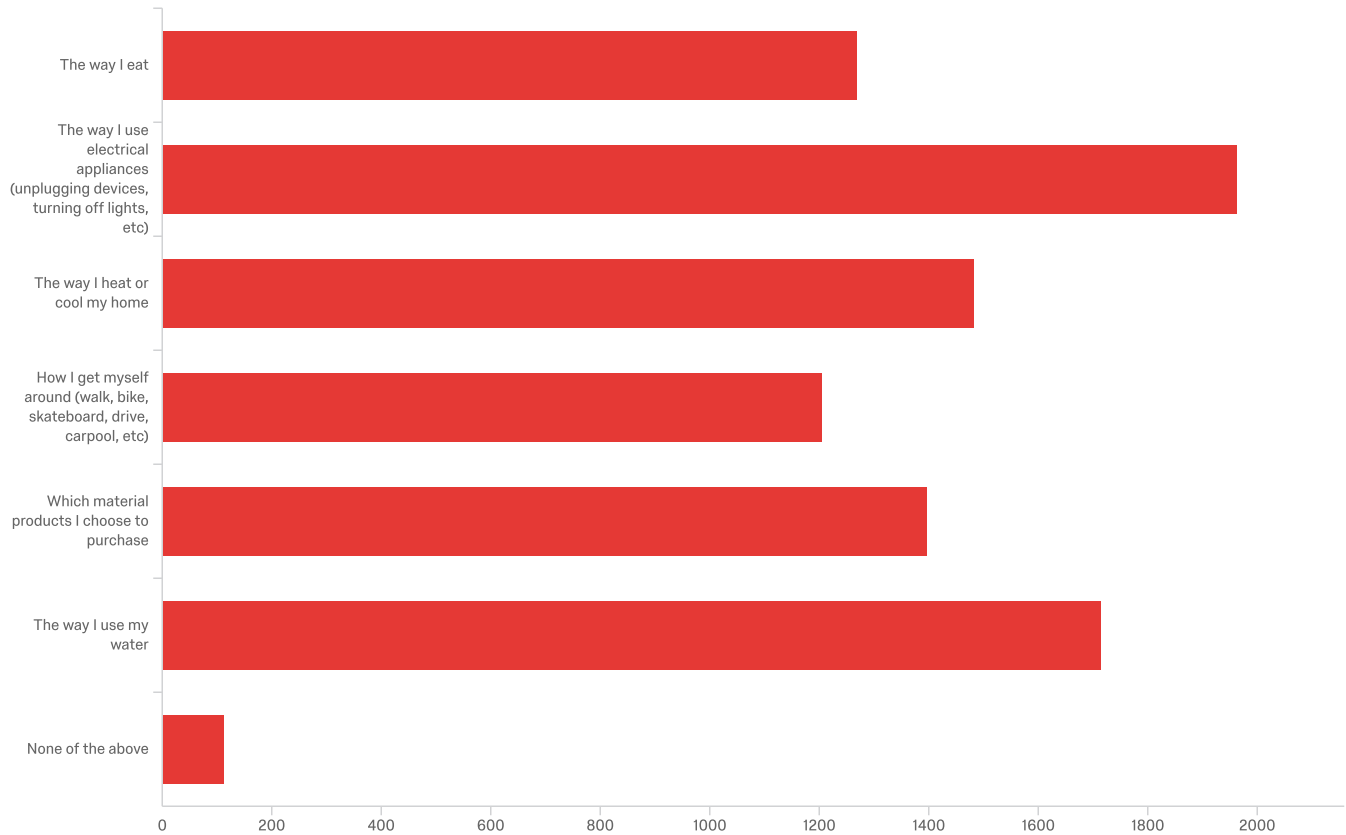
#	Field	Minimum	Maximum	Mean	Std Deviation	Variance	Count
1	In regards to energy, waste, water, etc, I believe it is more important that:	1.00	3.00	1.73	0.47	0.23	2,420

#	Field	Choice Count
1	Our society focus on advancing its technological innovations	28.64% 693
2	Our society focus on educating its citizens to modify their behavior	70.00% 1694
3	Neither; no societal change will be needed	1.36% 33
		2420

Showing rows 1 - 4 of 4

QID6 - I consistently make conscious, pro-environmental choices in the following areas

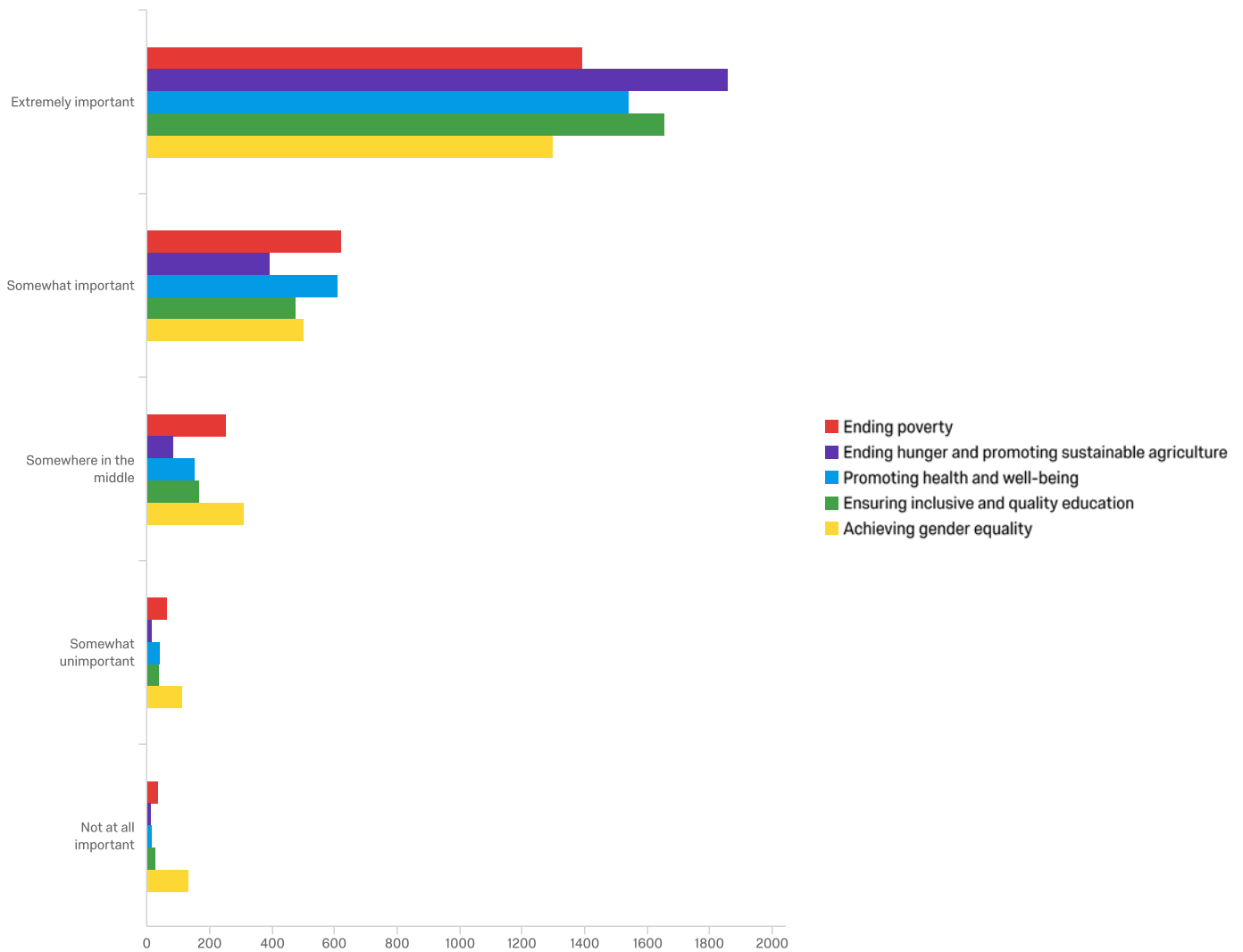
(Select all that apply):



#	Field	Choice Count
1	The way I eat	13.87% 1268
2	The way I use electrical appliances (unplugging devices, turning off lights, etc)	21.47% 1963
3	The way I heat or cool my home	16.21% 1482
4	How I get myself around (walk, bike, skateboard, drive, carpool, etc)	13.18% 1205
5	Which material products I choose to purchase	15.28% 1397
6	The way I use my water	18.76% 1715
7	None of the above	1.23% 112
		9142

Showing rows 1 - 8 of 8

QID7 - Please rank the following on their importance for enabling a sustainable future:



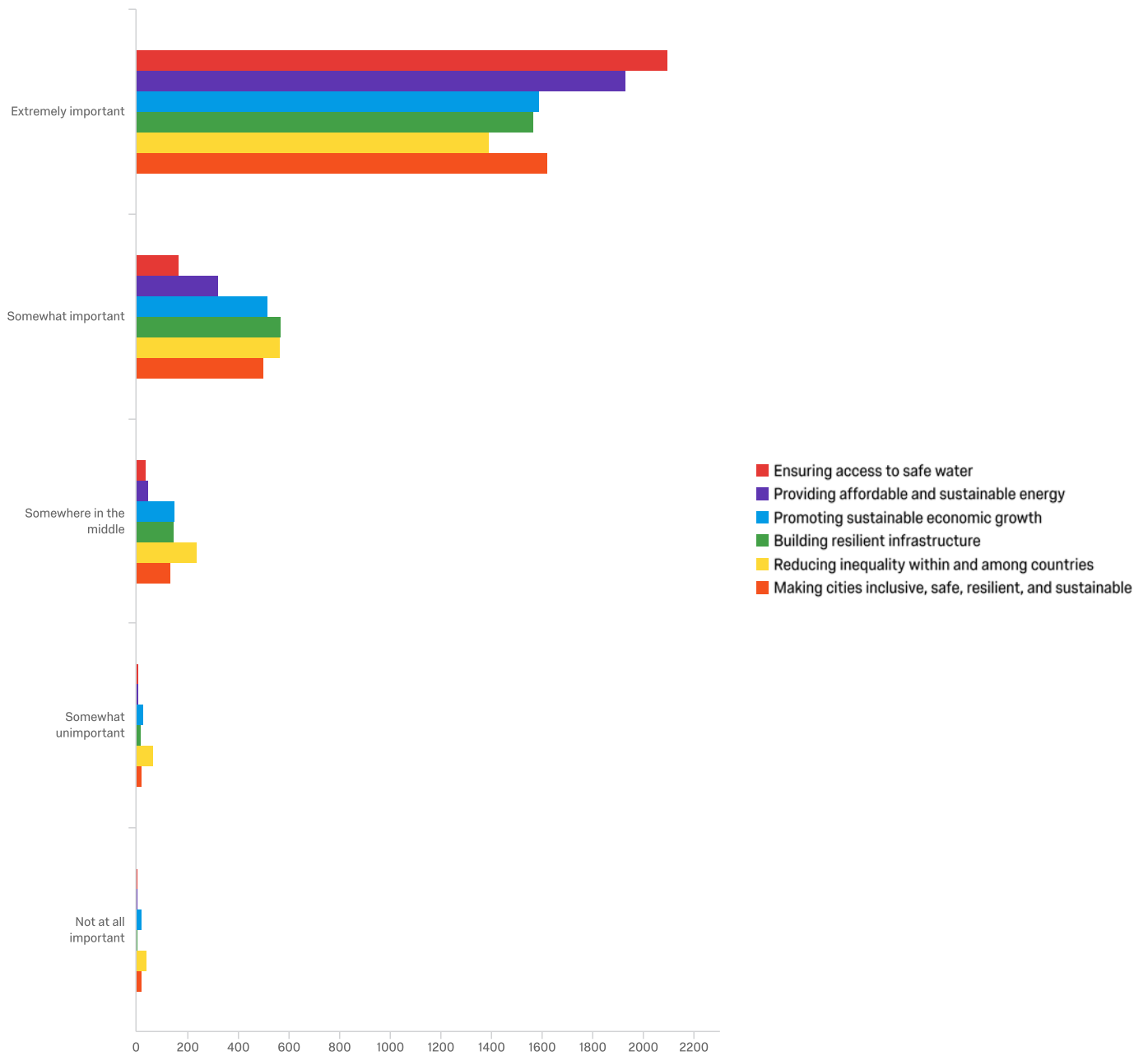
#	Field	Minimum	Maximum	Mean	Std Deviation	Variance	Count
1	Ending poverty	1.00	5.00	1.62	0.89	0.79	2,367
2	Ending hunger and promoting sustainable agriculture	1.00	5.00	1.28	0.62	0.38	2,365
3	Promoting health and well-being	1.00	5.00	1.47	0.75	0.57	2,365
4	Ensuring inclusive and quality education	1.00	5.00	1.44	0.78	0.62	2,363
5	Achieving gender equality	1.00	5.00	1.85	1.16	1.36	2,356

#	Field	Extremely important	Somewhat important	Somewhere in the middle	Somewhat unimportant	Not at all important	Total
---	-------	---------------------	--------------------	-------------------------	----------------------	----------------------	-------

1	Ending poverty	58.81%	1392	26.28%	622	10.73%	254	2.66%	63	1.52%	36	2367
2	Ending hunger and promoting sustainable agriculture	78.60%	1859	16.62%	393	3.55%	84	0.68%	16	0.55%	13	2365
3	Promoting health and well-being	65.24%	1543	25.79%	610	6.51%	154	1.78%	42	0.68%	16	2365
4	Ensuring inclusive and quality education	70.08%	1656	20.14%	476	7.07%	167	1.61%	38	1.10%	26	2363
5	Achieving gender equality	55.14%	1299	21.26%	501	13.16%	310	4.84%	114	5.60%	132	2356

Showing rows 1 - 5 of 5

QID43 - Please rank the following on their importance for enabling a sustainable future:



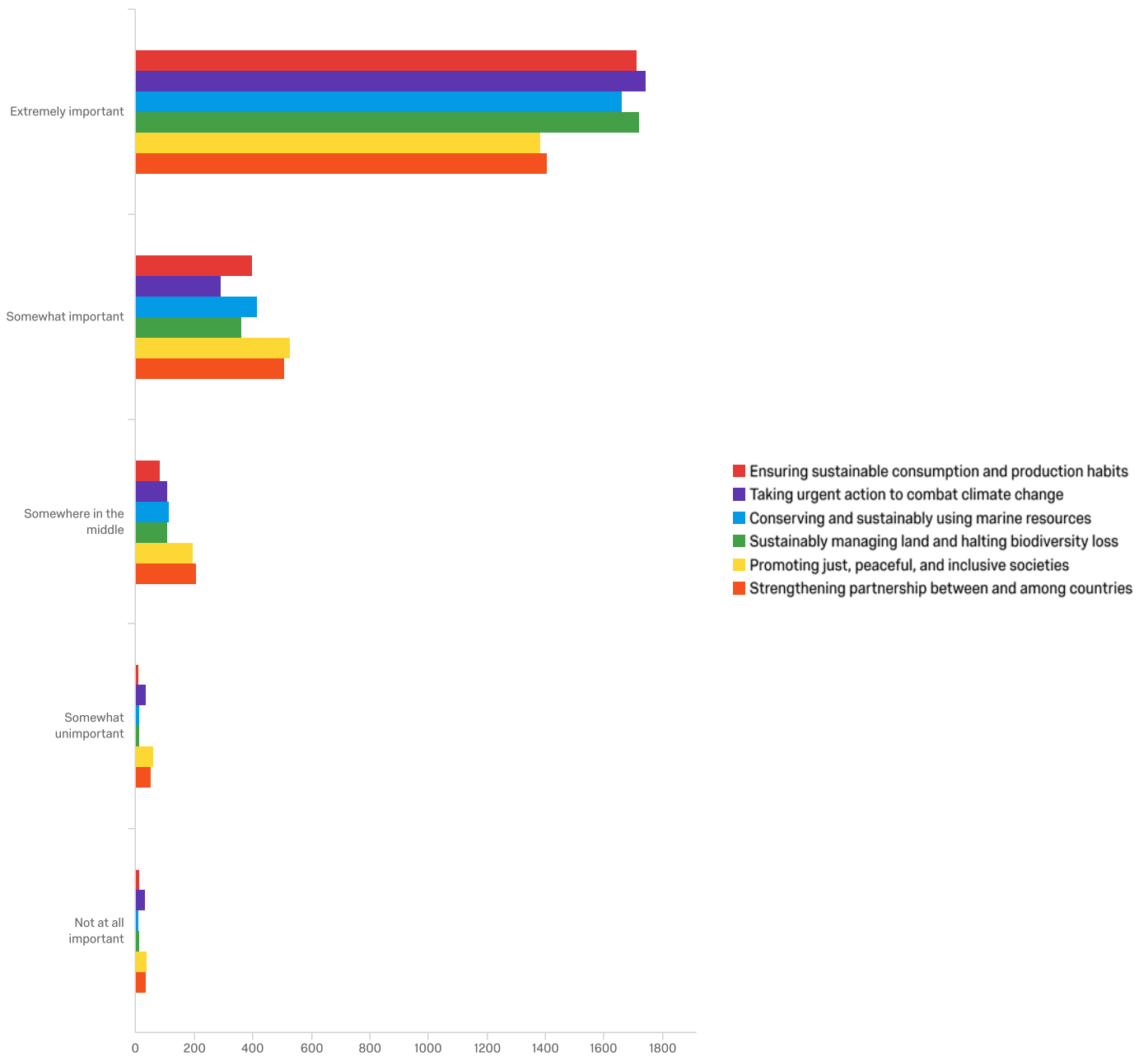
#	Field	Minimum	Maximum	Mean	Std Deviation	Variance	Count
1	Ensuring access to safe water	1.00	5.00	1.12	0.44	0.19	2,315
2	Providing affordable and sustainable energy	1.00	5.00	1.20	0.50	0.25	2,316
3	Promoting sustainable economic growth	1.00	5.00	1.43	0.74	0.55	2,310
4	Building resilient infrastructure	1.00	5.00	1.41	0.67	0.44	2,310

5	Reducing inequality within and among countries	1.00	5.00	1.61	0.91	0.83	2,306
6	Making cities inclusive, safe, resilient, and sustainable	1.00	5.00	1.40	0.72	0.52	2,304

#	Field	Extremely important		Somewhat important		Somewhere in the middle		Somewhat unimportant		Not at all important		Total
1	Ensuring access to safe water	90.58%	2097	7.21%	167	1.64%	38	0.30%	7	0.26%	6	2315
2	Providing affordable and sustainable energy	83.46%	1933	13.95%	323	1.99%	46	0.35%	8	0.26%	6	2316
3	Promoting sustainable economic growth	68.92%	1592	22.51%	520	6.54%	151	1.17%	27	0.87%	20	2310
4	Building resilient infrastructure	67.88%	1568	24.72%	571	6.41%	148	0.74%	17	0.26%	6	2310
5	Reducing inequality within and among countries	60.36%	1392	24.59%	567	10.41%	240	2.91%	67	1.73%	40	2306
6	Making cities inclusive, safe, resilient, and sustainable	70.49%	1624	21.74%	501	5.90%	136	0.95%	22	0.91%	21	2304

Showing rows 1 - 6 of 6

QID44 - Please rank the following on their importance for enabling a sustainable future:



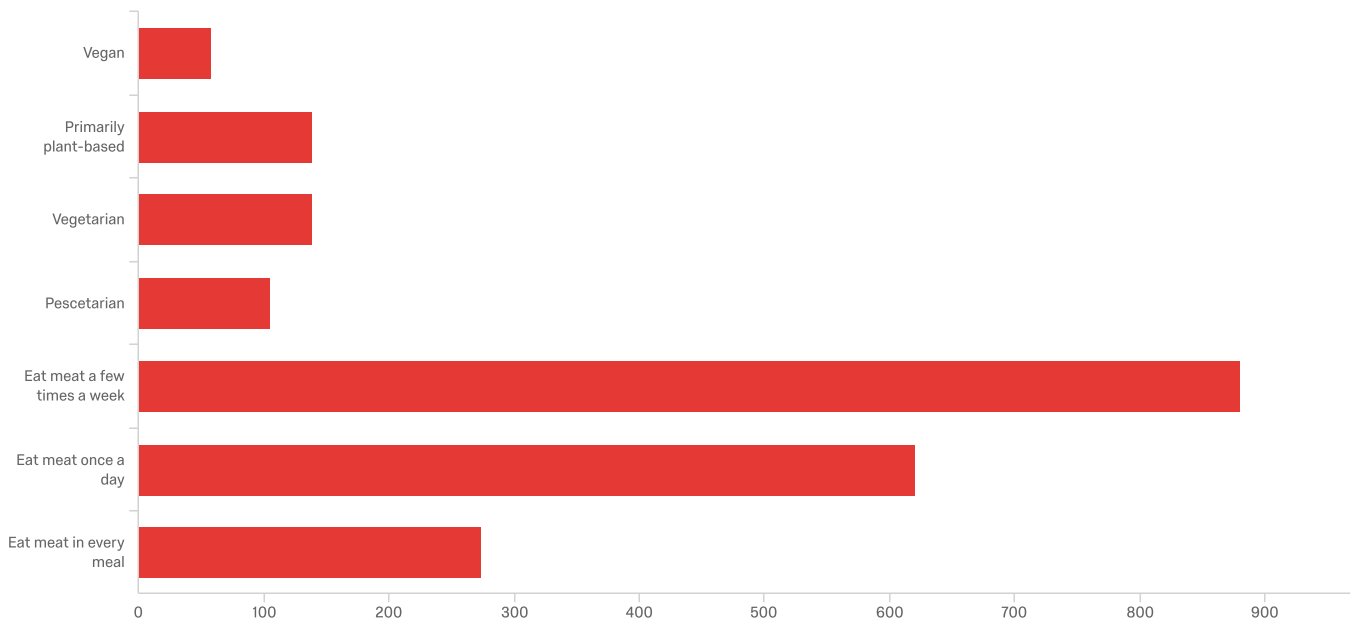
#	Field	Minimum	Maximum	Mean	Std Deviation	Variance	Count
1	Ensuring sustainable consumption and production habits	1.00	5.00	1.29	0.62	0.38	2,215
2	Taking urgent action to combat climate change	1.00	5.00	1.34	0.77	0.59	2,211
3	Conserving and sustainably using marine resources	1.00	5.00	1.33	0.64	0.41	2,215
4	Sustainably managing land and halting biodiversity loss	1.00	5.00	1.30	0.64	0.41	2,214

5	Promoting just, peaceful, and inclusive societies	1.00	5.00	1.57	0.89	0.80	2,207
6	Strengthening partnership between and among countries	1.00	5.00	1.55	0.87	0.76	2,206

#	Field	Extremely important		Somewhat important		Somewhere in the middle		Somewhat unimportant		Not at all important		Total
1	Ensuring sustainable consumption and production habits	77.29%	1712	17.92%	397	3.75%	83	0.45%	10	0.59%	13	2215
2	Taking urgent action to combat climate change	78.88%	1744	13.21%	292	4.84%	107	1.63%	36	1.45%	32	2211
3	Conserving and sustainably using marine resources	75.03%	1662	18.78%	416	5.19%	115	0.54%	12	0.45%	10	2215
4	Sustainably managing land and halting biodiversity loss	77.73%	1721	16.31%	361	4.83%	107	0.54%	12	0.59%	13	2214
5	Promoting just, peaceful, and inclusive societies	62.71%	1384	23.88%	527	8.93%	197	2.72%	60	1.77%	39	2207
6	Strengthening partnership between and among countries	63.74%	1406	23.07%	509	9.34%	206	2.31%	51	1.54%	34	2206

Showing rows 1 - 6 of 6

QID9 - Please describe your diet to the best of your ability.

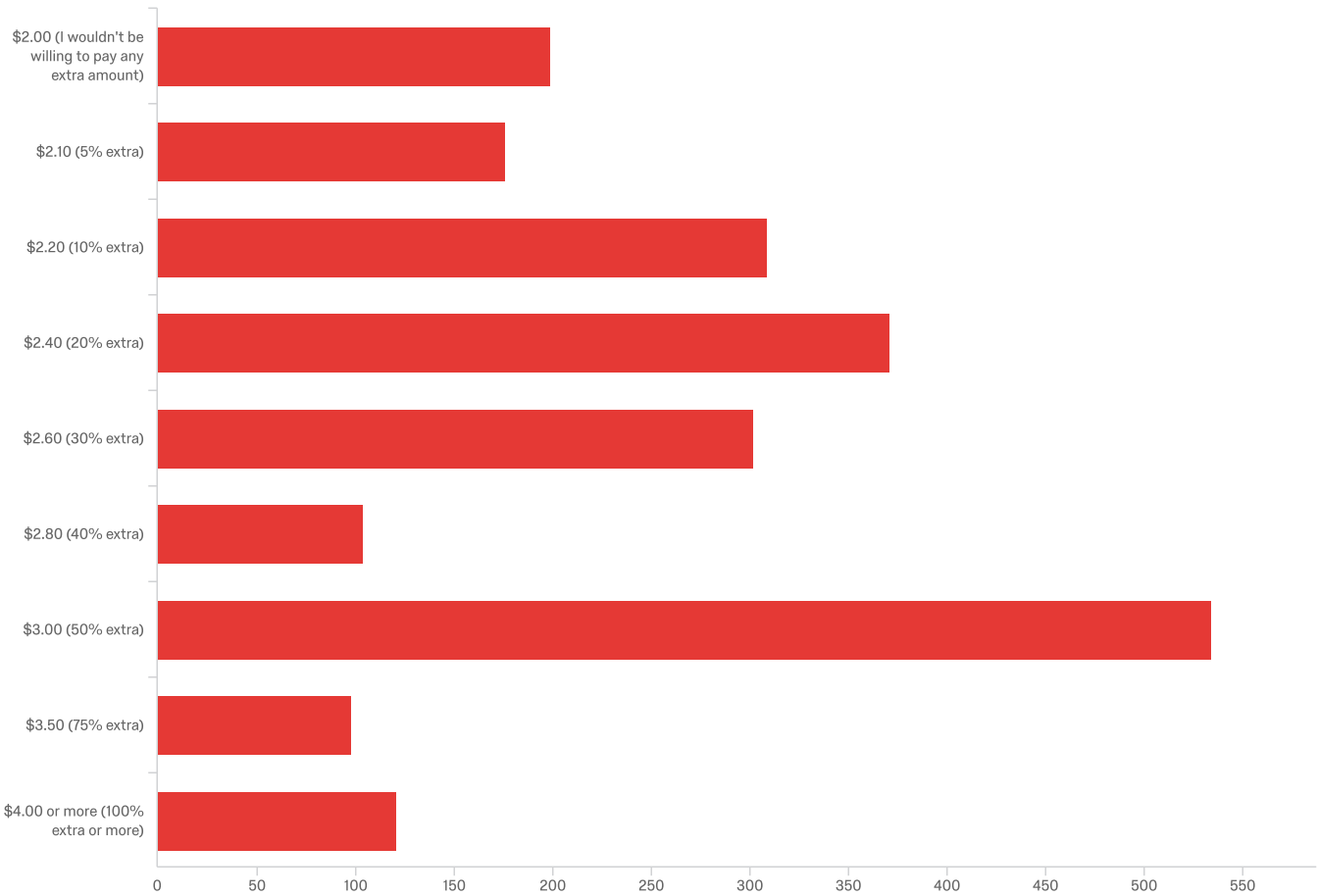


#	Field	Minimum	Maximum	Mean	Std Deviation	Variance	Count
1	Please describe your diet to the best of your ability.	1.00	7.00	5.06	1.43	2.05	2,217

#	Field	Choice Count
1	Vegan	2.62% 58
2	Primarily plant-based	6.27% 139
3	Vegetarian	6.27% 139
4	Pescetarian	4.74% 105
5	Eat meat a few times a week	39.74% 881
6	Eat meat once a day	28.01% 621
7	Eat meat in every meal	12.36% 274
		2217

Showing rows 1 - 8 of 8

QID10 - How much extra would you be willing to pay for local foods? For example, imagine that a conventional item costs \$2.00. What is the MOST you would be willing to pay for that same item produced locally?



#	Field	Minimum	Maximum	Mean	Std Deviation	Variance	Count
1	How much extra would you be willing to pay for local foods? For example, imagine that a conventional item costs \$2.00. What is the MOST you would be willing to pay for that same item produced locally?	1.00	9.00	4.84	2.27	5.14	2,214

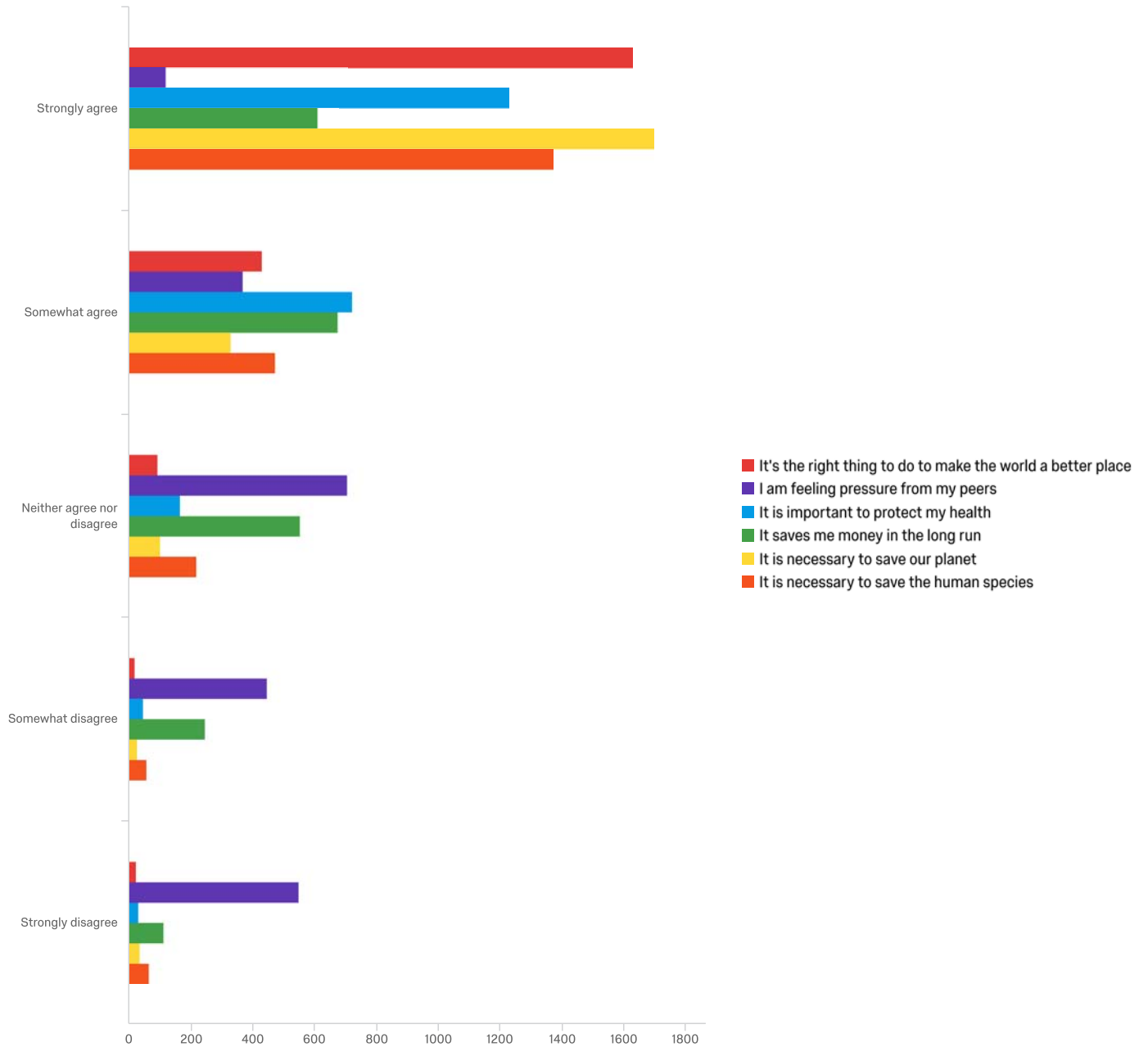
#	Field	Choice Count
1	\$2.00 (I wouldn't be willing to pay any extra amount)	8.99% 199
2	\$2.10 (5% extra)	7.95% 176

3	\$2.20 (10% extra)	13.96%	309
4	\$2.40 (20% extra)	16.76%	371
5	\$2.60 (30% extra)	13.64%	302
6	\$2.80 (40% extra)	4.70%	104
7	\$3.00 (50% extra)	24.12%	534
8	\$3.50 (75% extra)	4.43%	98
9	\$4.00 or more (100% extra or more)	5.47%	121
			2214

Showing rows 1 - 10 of 10

QID8 - I am personally motivated to be involved in sustainability oriented behaviors

because:



#	Field	Minimum	Maximum	Mean	Std Deviation	Variance	Count
1	It's the right thing to do to make the world a better place	1.00	5.00	1.35	0.70	0.49	2,193
2	I am feeling pressure from my peers	1.00	5.00	3.43	1.19	1.41	2,188
3	It is important to protect my health	1.00	5.00	1.60	0.83	0.69	2,193

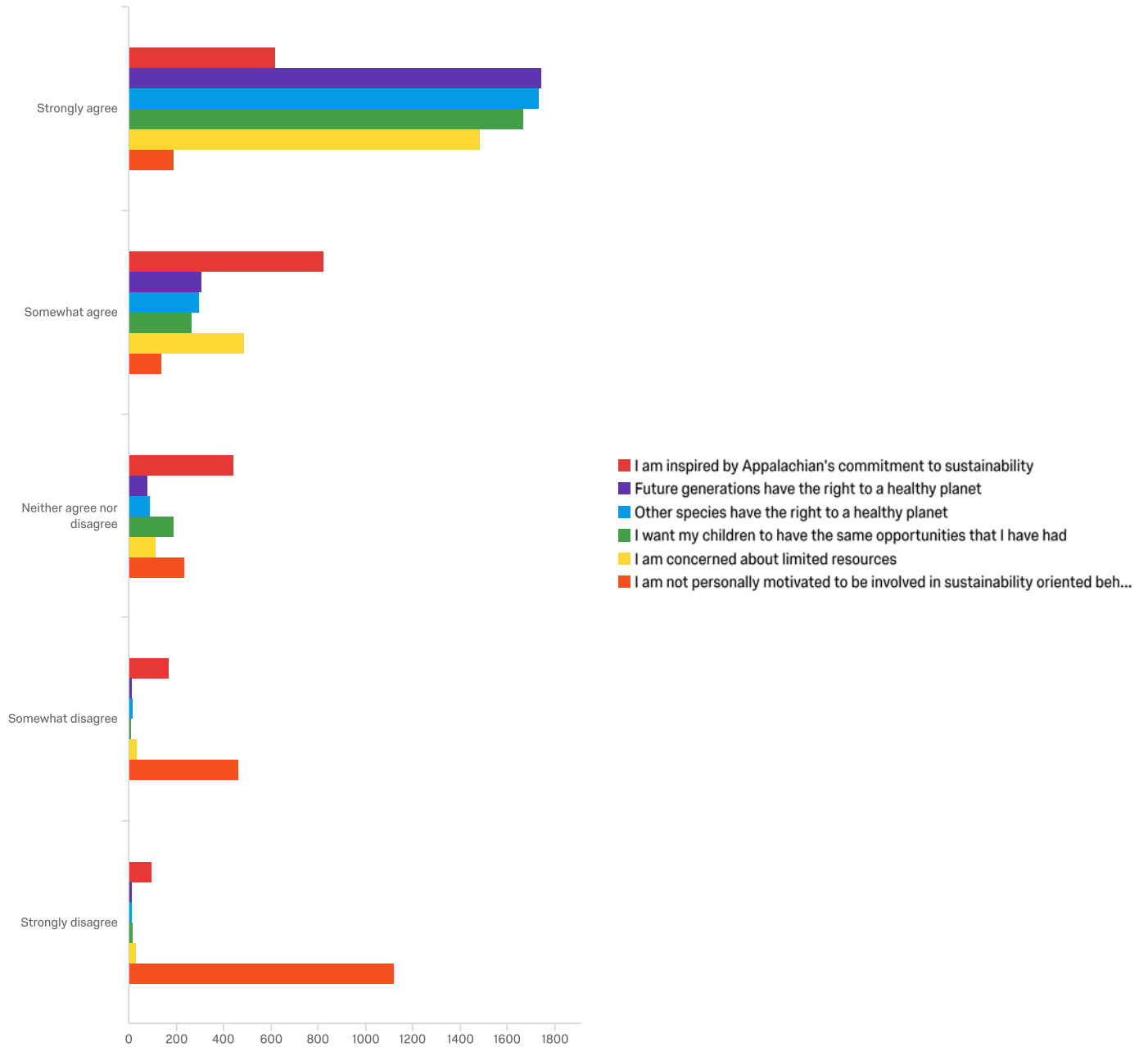
4	It saves me money in the long run	1.00	5.00	2.35	1.15	1.31	2,192
5	It is necessary to save our planet	1.00	5.00	1.34	0.76	0.58	2,189
6	It is necessary to save the human species	1.00	5.00	1.61	0.97	0.95	2,186

#	Field	Strongly agree		Somewhat agree		Neither agree nor disagree		Somewhat disagree		Strongly disagree		Total
1	It's the right thing to do to make the world a better place	74.24%	1628	19.61%	430	4.24%	93	0.87%	19	1.05%	23	2193
2	I am feeling pressure from my peers	5.44%	119	16.82%	368	32.27%	706	20.38%	446	25.09%	549	2188
3	It is important to protect my health	56.00%	1228	32.92%	722	7.57%	166	2.10%	46	1.41%	31	2193
4	It saves me money in the long run	27.65%	606	30.79%	675	25.23%	553	11.22%	246	5.11%	112	2192
5	It is necessary to save our planet	77.52%	1697	15.03%	329	4.61%	101	1.23%	27	1.60%	35	2189
6	It is necessary to save the human species	62.81%	1373	21.64%	473	9.97%	218	2.61%	57	2.97%	65	2186

Showing rows 1 - 6 of 6

QID45 - I am personally motivated to be involved in sustainability oriented behaviors

because:



#	Field	Minimum	Maximum	Mean	Std Deviation	Variance	Count
1	I am inspired by Appalachian's commitment to sustainability	1.00	5.00	2.21	1.08	1.16	2,150
2	Future generations have the right to a healthy planet	1.00	5.00	1.25	0.59	0.35	2,151
3	Other species have the right to a healthy planet	1.00	5.00	1.26	0.62	0.39	2,147

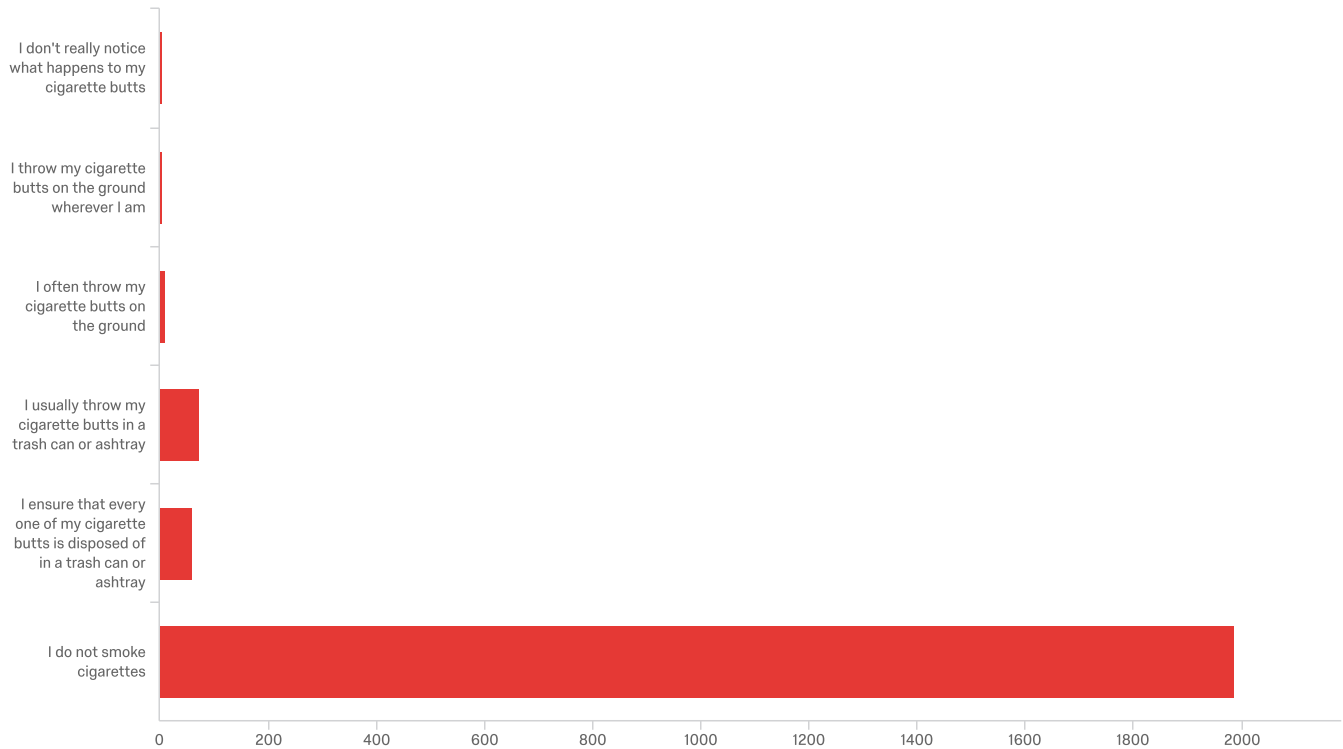
4	I want my children to have the same opportunities that I have had	1.00	5.00	1.34	0.71	0.51	2,147
5	I am concerned about limited resources	1.00	5.00	1.43	0.78	0.61	2,146
6	I am not personally motivated to be involved in sustainability oriented behaviors	1.00	5.00	4.02	1.30	1.68	2,144

#	Field	Strongly agree		Somewhat agree		Neither agree nor disagree		Somewhat disagree		Strongly disagree		Total
1	I am inspired by Appalachian's commitment to sustainability	28.79%	619	38.37%	825	20.60%	443	7.86%	169	4.37%	94	2150
2	Future generations have the right to a healthy planet	81.08%	1744	14.23%	306	3.67%	79	0.51%	11	0.51%	11	2151
3	Other species have the right to a healthy planet	80.81%	1735	13.83%	297	4.05%	87	0.75%	16	0.56%	12	2147
4	I want my children to have the same opportunities that I have had	77.69%	1668	12.39%	266	8.85%	190	0.37%	8	0.70%	15	2147
5	I am concerned about limited resources	69.15%	1484	22.74%	488	5.17%	111	1.49%	32	1.44%	31	2146
6	I am not personally motivated to be involved in sustainability oriented behaviors	8.86%	190	6.39%	137	10.91%	234	21.55%	462	52.29%	1121	2144

Showing rows 1 - 6 of 6

QID11 - If applicable, please share your cigarette butt disposal habits to the best of your

ability:

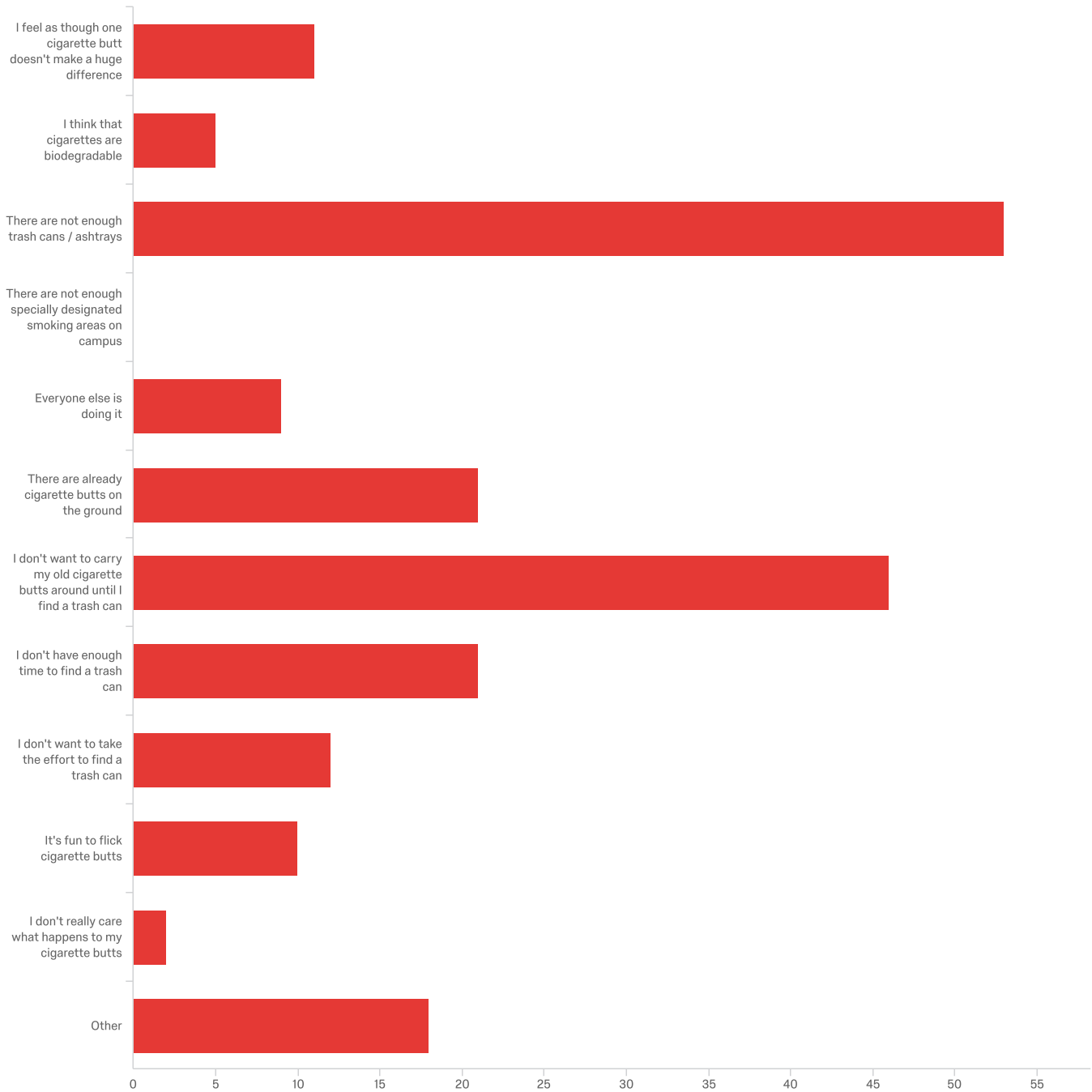


#	Field	Minimum	Maximum	Mean	Std Deviation	Variance	Count
1	If applicable, please share your cigarette butt disposal habits to the best of your ability:	1.00	6.00	5.87	0.53	0.28	2,141

#	Field	Choice Count
1	I don't really notice what happens to my cigarette butts	0.23% 5
2	I throw my cigarette butts on the ground wherever I am	0.19% 4
3	I often throw my cigarette butts on the ground	0.51% 11
4	I usually throw my cigarette butts in a trash can or ashtray	3.41% 73
5	I ensure that every one of my cigarette butts is disposed of in a trash can or ashtray	2.85% 61
6	I do not smoke cigarettes	92.81% 1987

2141

QID12 - Please share your reasoning for why your cigarette butts do not always make it to a trash can or ashtray (Select all that apply).



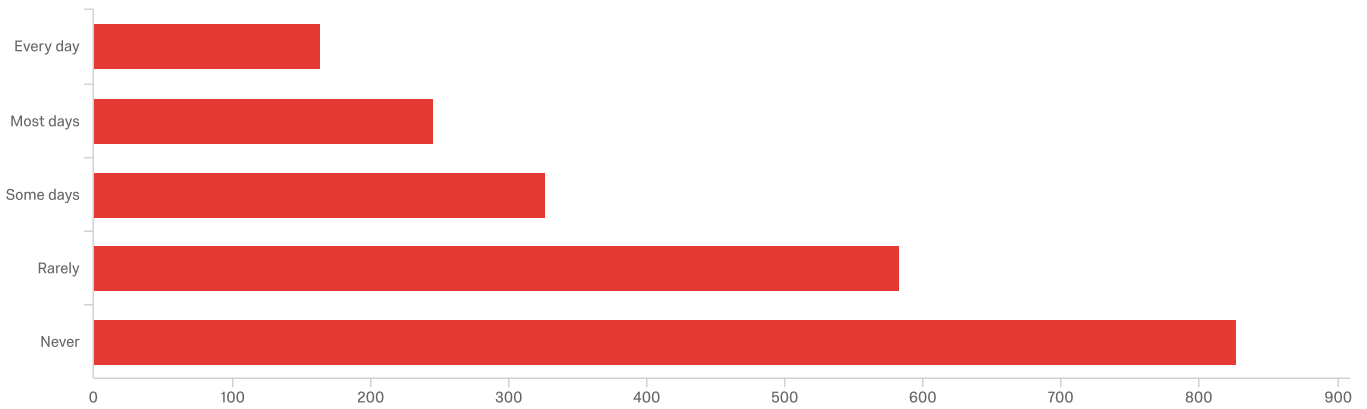
#	Field	Choice Count
1	I feel as though one cigarette butt doesn't make a huge difference	5.29% 11
2	I think that cigarettes are biodegradable	2.40% 5
3	There are not enough trash cans / ashtrays	25.48% 53

4	There are not enough specially designated smoking areas on campus	0.00%	0
5	Everyone else is doing it	4.33%	9
6	There are already cigarette butts on the ground	10.10%	21
7	I don't want to carry my old cigarette butts around until I find a trash can	22.12%	46
8	I don't have enough time to find a trash can	10.10%	21
9	I don't want to take the effort to find a trash can	5.77%	12
10	It's fun to flick cigarette butts	4.81%	10
11	I don't really care what happens to my cigarette butts	0.96%	2
12	Other	8.65%	18

208

Showing rows 1 - 13 of 13

QID13 - Do you currently use public transportation in Boone?



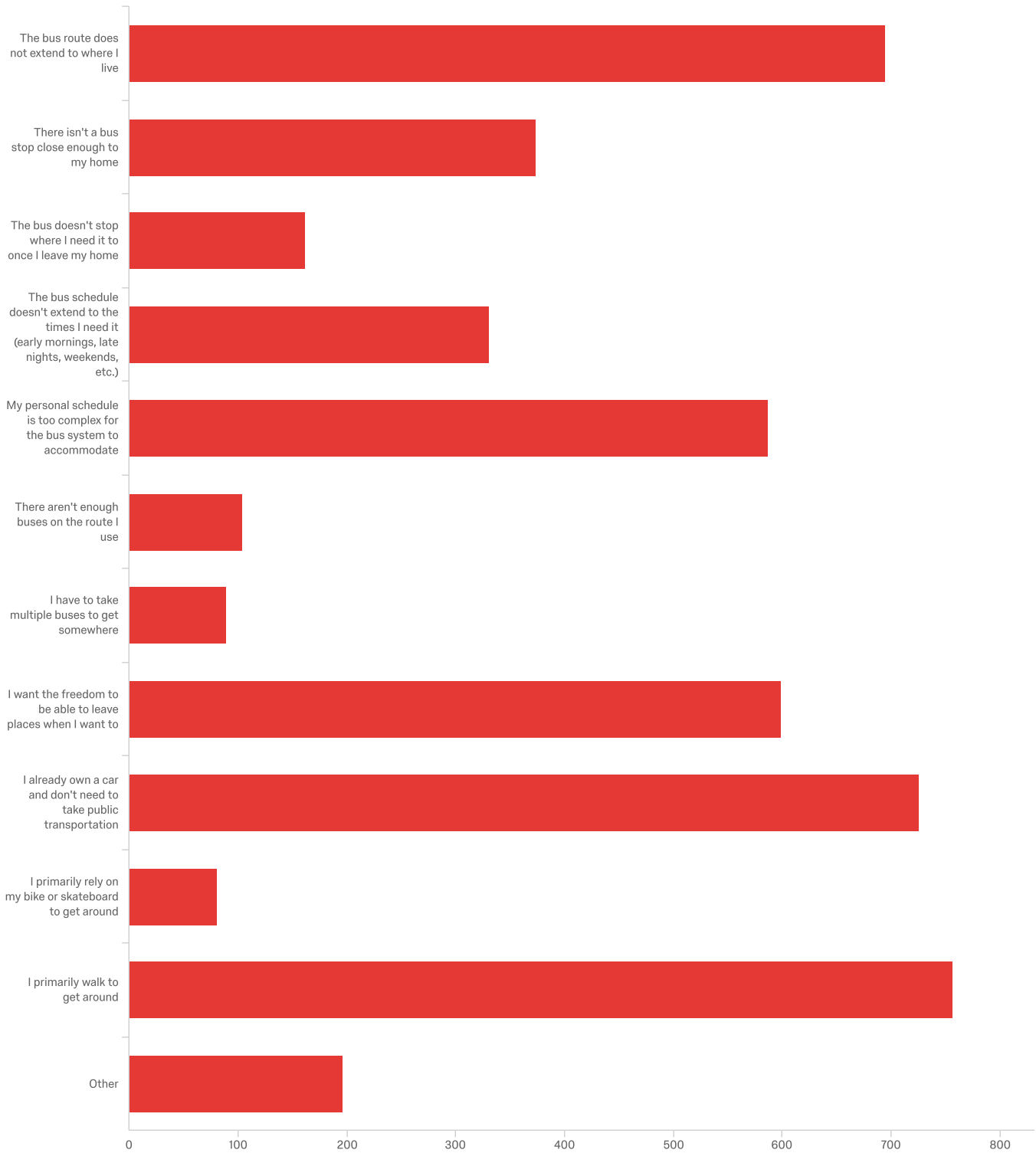
#	Field	Minimum	Maximum	Mean	Std Deviation	Variance	Count
1	Do you currently use public transportation in Boone?	1.00	5.00	3.77	1.28	1.63	2,147

#	Field	Choice Count
1	Every day	7.64% 164
2	Most days	11.46% 246
3	Some days	15.23% 327
4	Rarely	27.15% 583
5	Never	38.52% 827
		2147

Showing rows 1 - 6 of 6

QID14 - Which of the following statements describe why you do not public transportation

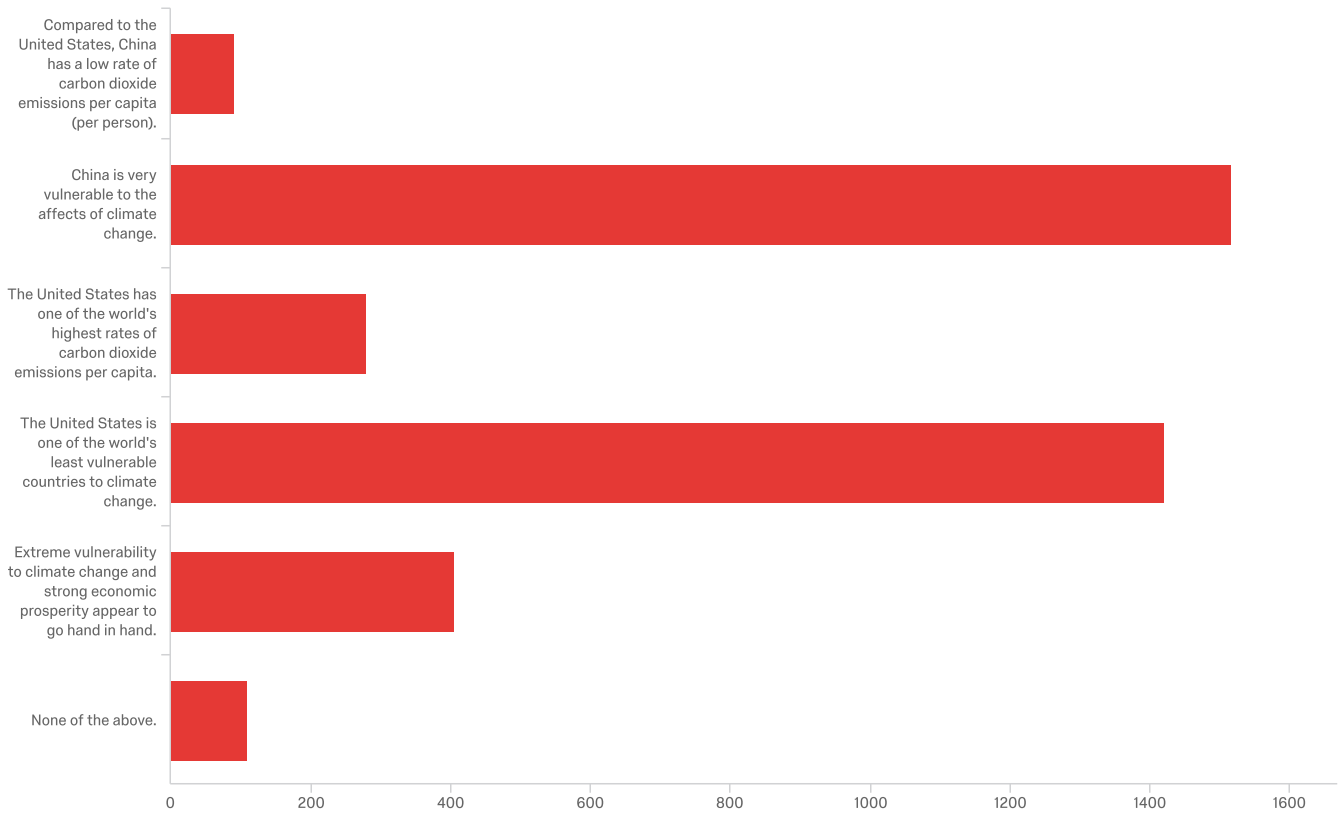
every day? (Select all that apply).



1	The bus route does not extend to where I live	14.78%	695
2	There isn't a bus stop close enough to my home	7.96%	374
3	The bus doesn't stop where I need it to once I leave my home	3.45%	162
4	The bus schedule doesn't extend to the times I need it (early mornings, late nights, weekends, etc.)	7.04%	331
5	My personal schedule is too complex for the bus system to accommodate	12.49%	587
6	There aren't enough buses on the route I use	2.21%	104
7	I have to take multiple buses to get somewhere	1.89%	89
8	I want the freedom to be able to leave places when I want to	12.74%	599
9	I already own a car and don't need to take public transportation	15.44%	726
10	I primarily rely on my bike or skateboard to get around	1.72%	81
11	I primarily walk to get around	16.10%	757
12	Other	4.17%	196
			4701

Showing rows 1 - 13 of 13

QID50 - Using the map above along with any prior knowledge you might have about carbon dioxide emission rates, which of the following statements are true? (Select all that apply).

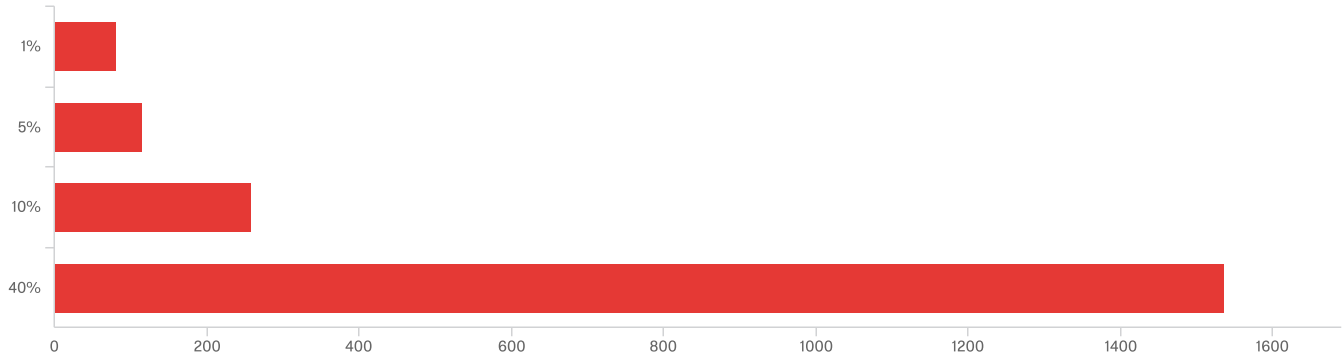


#	Field	Choice Count
1	Compared to the United States, China has a low rate of carbon dioxide emissions per capita (per person).	2.38% 91
2	China is very vulnerable to the affects of climate change.	39.67% 1517
3	The United States has one of the world's highest rates of carbon dioxide emissions per capita.	7.32% 280
4	The United States is one of the world's least vulnerable countries to climate change.	37.13% 1420
5	Extreme vulnerability to climate change and strong economic prosperity appear to go hand in hand.	10.62% 406
6	None of the above.	2.88% 110

3824

Showing rows 1 - 7 of 7

QID23 - The top 1% of U.S. citizens own approximately what percent of the nation's wealth?



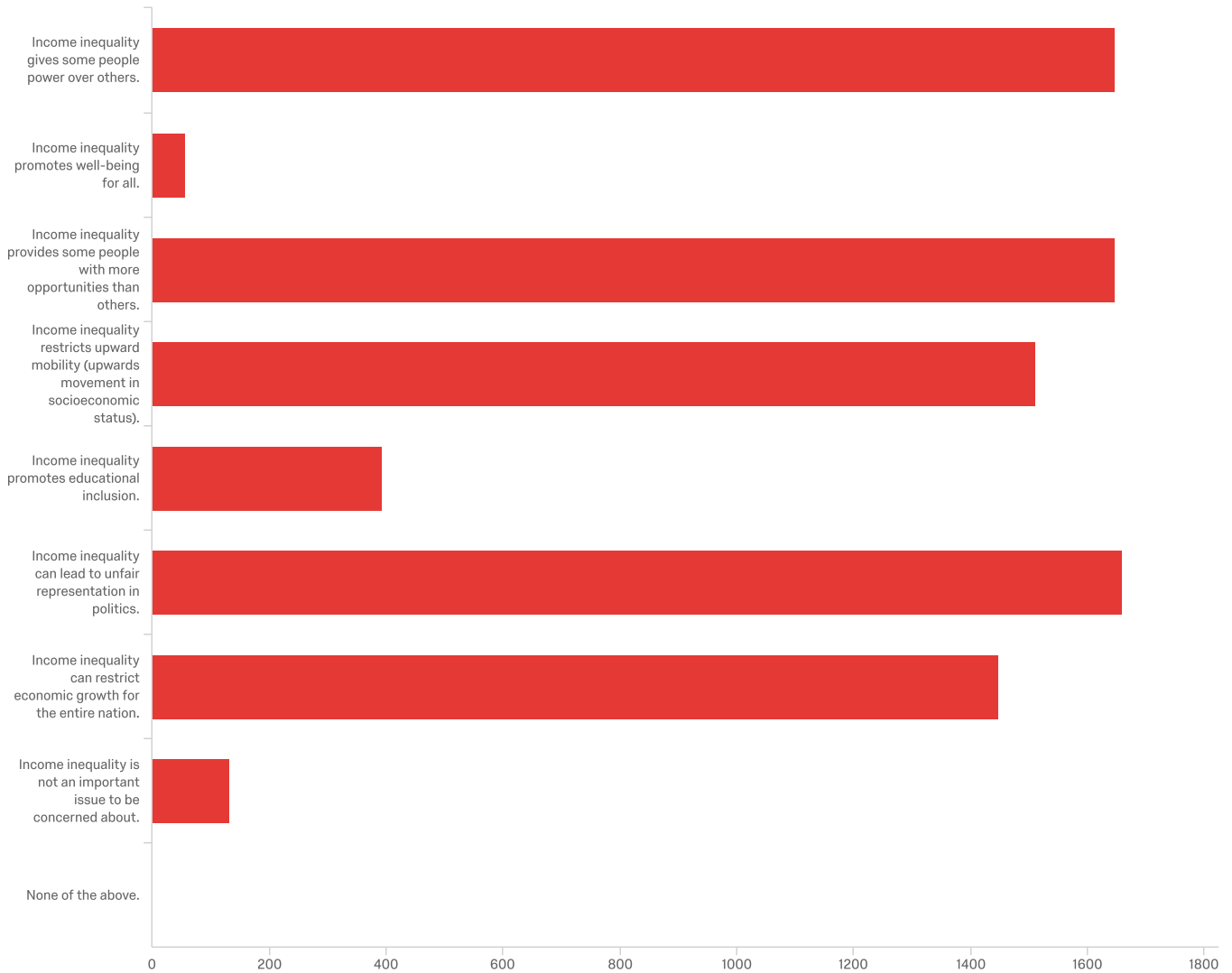
#	Field	Minimum	Maximum	Mean	Std Deviation	Variance	Count
1	The top 1% of U.S. citizens own approximately what percent of the nation's wealth?	1.00	4.00	3.63	0.77	0.59	1,992

#	Field	Choice Count
1	1%	4.07% 81
2	5%	5.77% 115
3	10%	12.95% 258
4	40%	77.21% 1538

1992

Showing rows 1 - 5 of 5

QID51 - Why is income inequality an important issue to be concerned about? (Select all that apply).



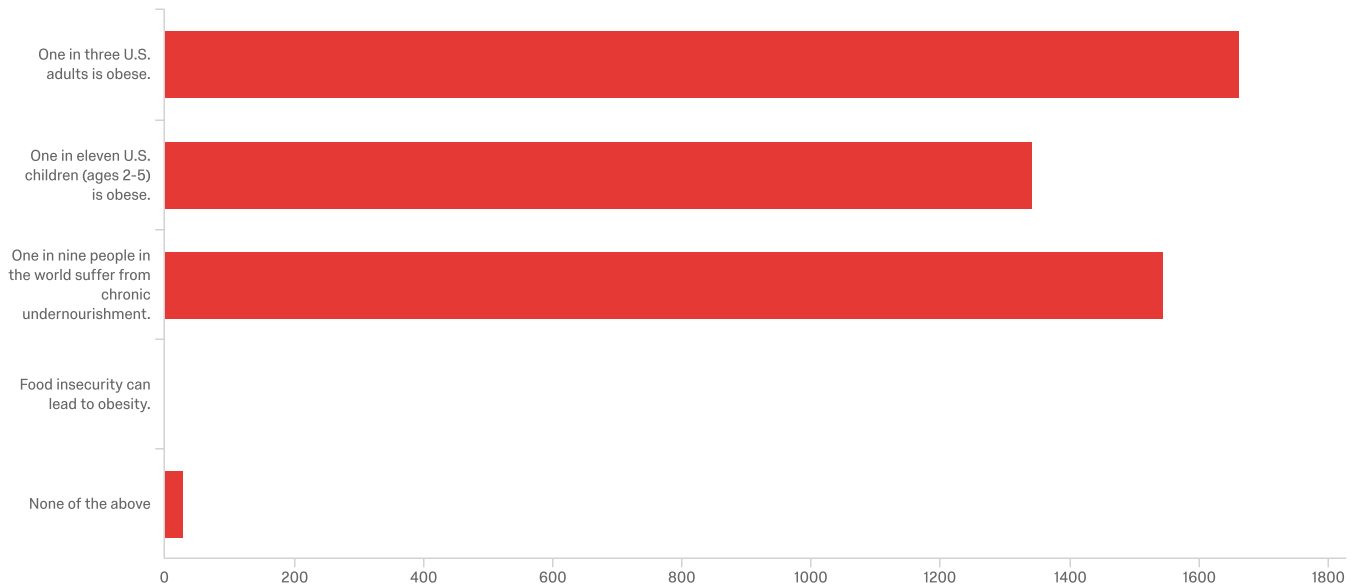
#	Field	Choice Count
1	Income inequality gives some people power over others.	19.39% 1648
2	Income inequality promotes well-being for all.	0.67% 57
3	Income inequality provides some people with more opportunities than others.	19.39% 1648
4	Income inequality restricts upward mobility (upwards movement in socioeconomic status).	17.79% 1512
5	Income inequality promotes educational inclusion.	4.62% 393
6	Income inequality can lead to unfair representation in politics.	19.53% 1660
7	Income inequality can restrict economic growth for the entire nation.	17.04% 1448

8	Income inequality is not an important issue to be concerned about.	1.55%	132
9	None of the above.	0.00%	0

8498

Showing rows 1 - 10 of 10

QID24 - Which of the following statements is true? (Select all that apply).

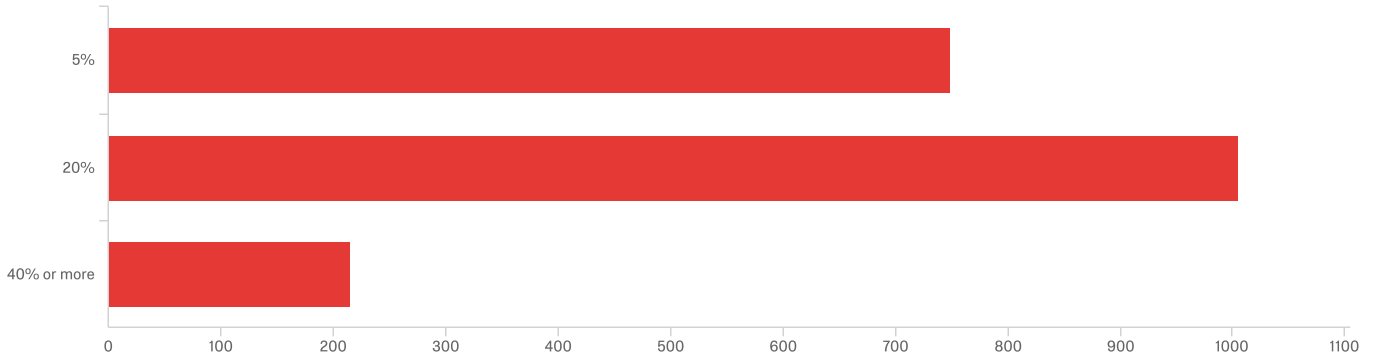


#	Field	Choice Count
1	One in three U.S. adults is obese.	36.31% 1663
2	One in eleven U.S. children (ages 2-5) is obese.	29.30% 1342
3	One in nine people in the world suffer from chronic undernourishment.	33.76% 1546
4	Food insecurity can lead to obesity.	0.00% 0
5	None of the above	0.63% 29
		4580

Showing rows 1 - 6 of 6

QID26 - About what percent of students at Appalachian State University have struggled

with food insecurity (not knowing where their next meal is coming from) in the past year?

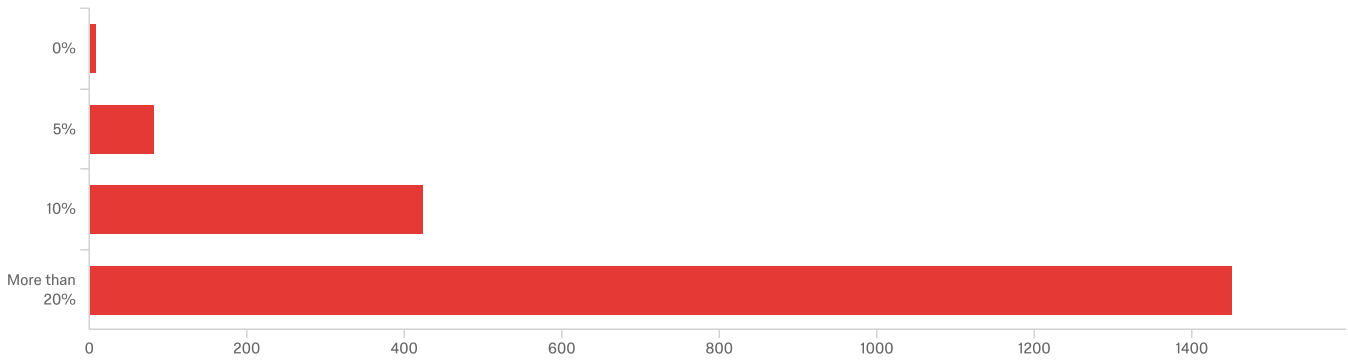


#	Field	Minimum	Maximum	Mean	Std Deviation	Variance	Count
1	About what percent of students at Appalachian State University have struggled with food insecurity (not knowing where their next meal is coming from) in the past year?	1.00	3.00	1.73	0.65	0.42	1,969

#	Field	Choice Count
1	5%	38.04% 749
2	20%	51.04% 1005
3	40% or more	10.92% 215
		1969

Showing rows 1 - 4 of 4

QID21 - Approximately what percent of the world's population lack reliable access to water considered safe for human consumption?



#	Field	Minimum	Maximum	Mean	Std Deviation	Variance	Count
1	Approximately what percent of the world's population lack reliable access to water considered safe for human consumption?	1.00	4.00	3.69	0.57	0.32	1,966

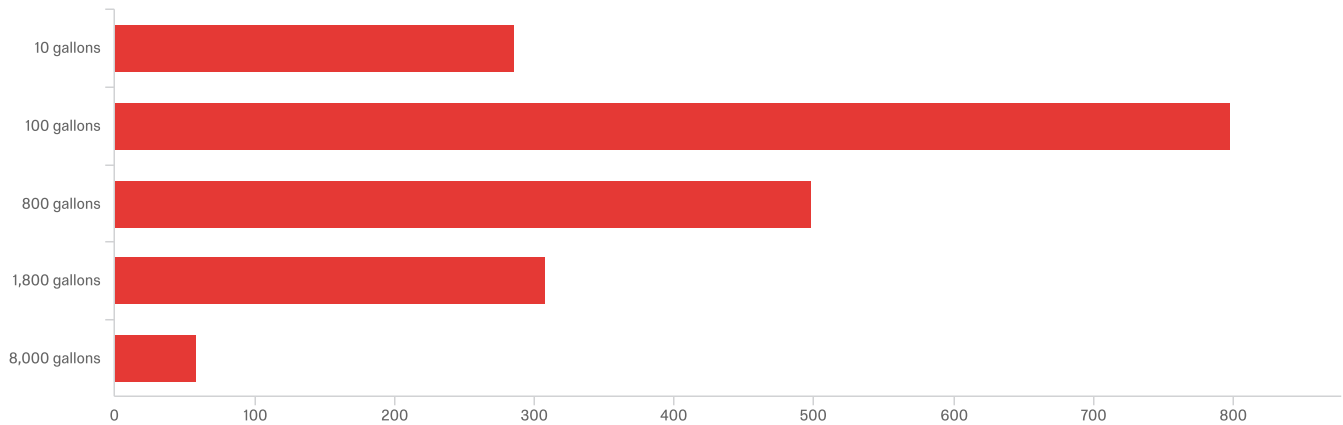
#	Field	Choice Count
1	0%	0.41% 8
2	5%	4.17% 82
3	10%	21.57% 424
4	More than 20%	73.86% 1452

1966

Showing rows 1 - 5 of 5

QID20 - When considering water conservation, it is often assumed that we can only control water we directly use in our household. However, it is also important to consider that our product choices can have a tremendous influence on water use in other sectors.

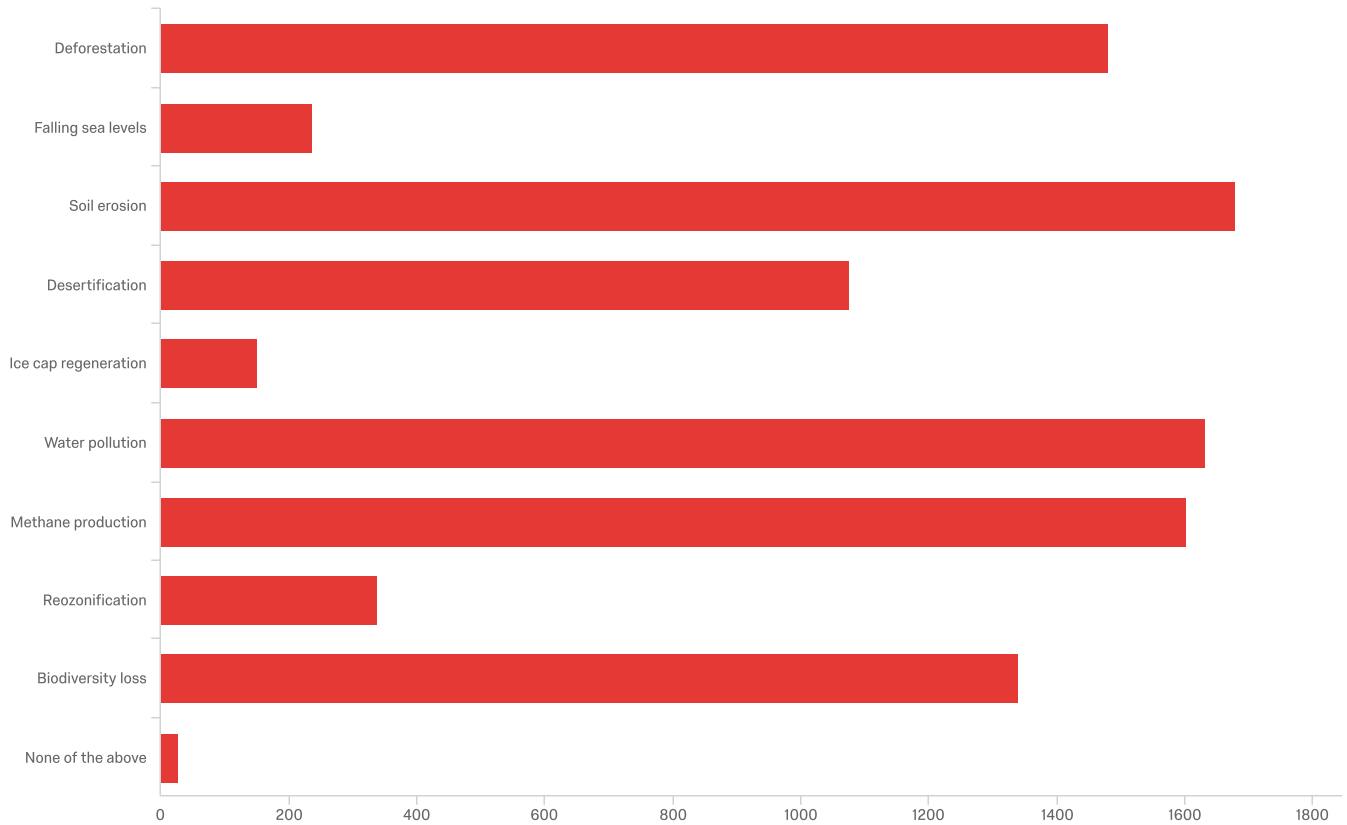
Can you approximate how many gallons of water it takes to make a pair of jeans?



#	Field	Minimum	Maximum	Mean	Std Deviation	Variance	Count
1	When considering water conservation, it is often assumed that we can only control water we directly use in our household. However, it is also important to consider that our product choices can have a tremendous influence on water use in other sectors. Can you approximate how many gallons of water it takes to make a pair of jeans?	1.00	5.00	2.51	1.02	1.04	1,948

#	Field	Choice Count
1	10 gallons	14.68% 286
2	100 gallons	40.97% 798
3	800 gallons	25.56% 498
4	1,800 gallons	15.81% 308
5	8,000 gallons	2.98% 58
		1948

QID16 - Over a quarter of the earth's ice-free terrestrial surface (land) is used for livestock grazing. Which of the following detrimental impacts are associated with improper livestock management? (Select all that apply).



#	Field	Choice Count
1	Deforestation	15.47% 1480
2	Falling sea levels	2.48% 237
3	Soil erosion	17.56% 1679
4	Desertification	11.25% 1076
5	Ice cap regeneration	1.58% 151
6	Water pollution	17.06% 1632
7	Methane production	16.76% 1603
8	Reozonification	3.53% 338
9	Biodiversity loss	14.01% 1340

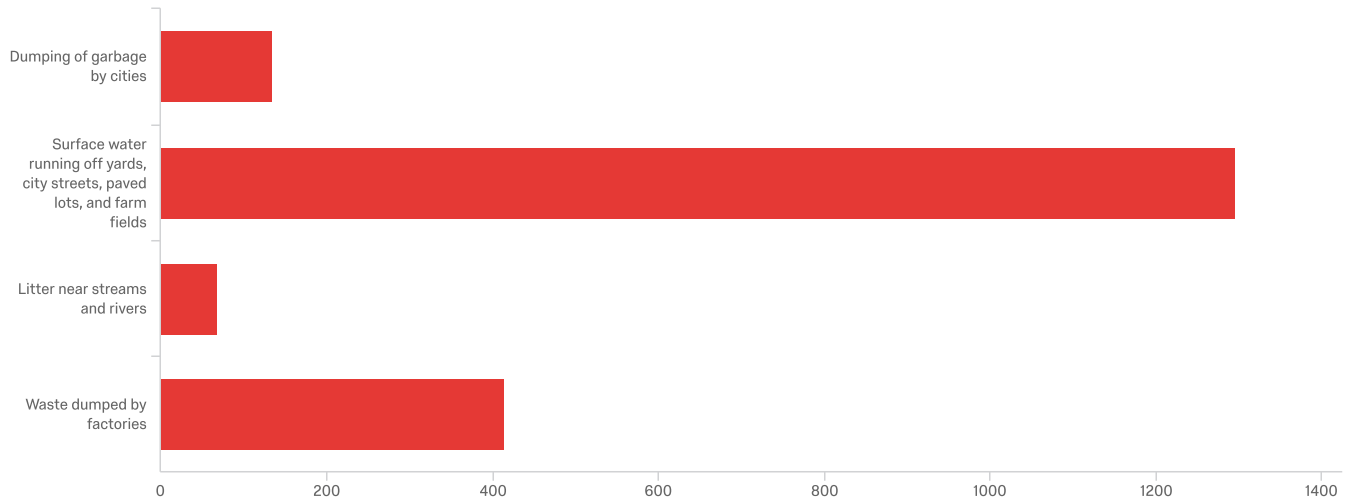
10 None of the above

0.29% 28

9564

Showing rows 1 - 11 of 11

QID17 - What is the most common cause of pollution of streams and rivers in the United States?



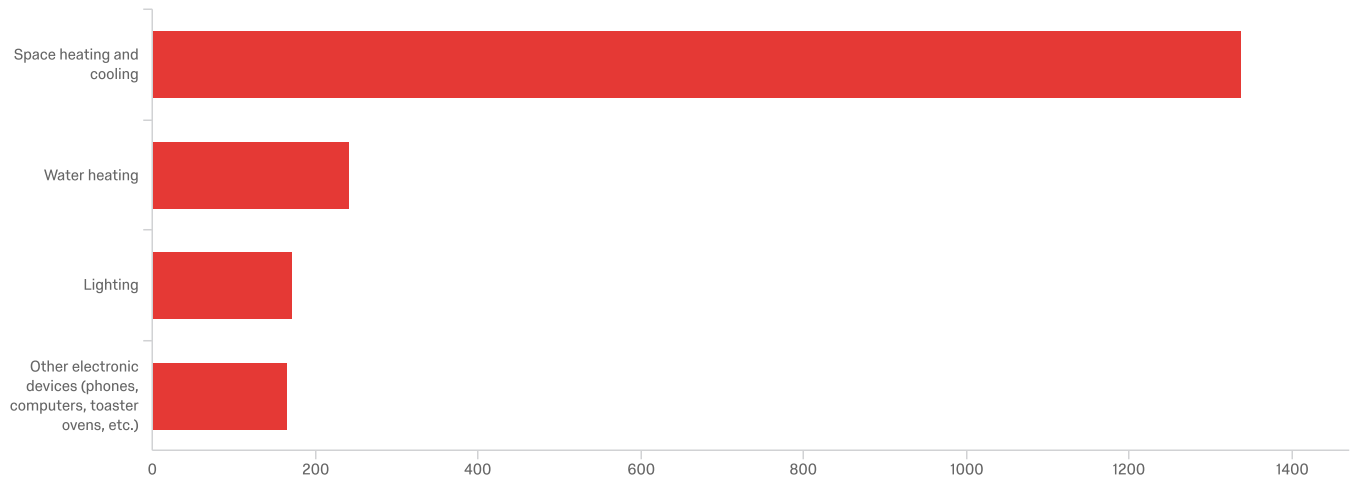
#	Field	Minimum	Maximum	Mean	Std Deviation	Variance	Count
1	What is the most common cause of pollution of streams and rivers in the United States?	1.00	4.00	2.40	0.90	0.81	1,912

#	Field	Choice Count
1	Dumping of garbage by cities	7.01% 134
2	Surface water running off yards, city streets, paved lots, and farm fields	67.78% 1296
3	Litter near streams and rivers	3.56% 68
4	Waste dumped by factories	21.65% 414

1912

Showing rows 1 - 5 of 5

QID15 - Which of the following is the largest contributor to energy usage in the home?

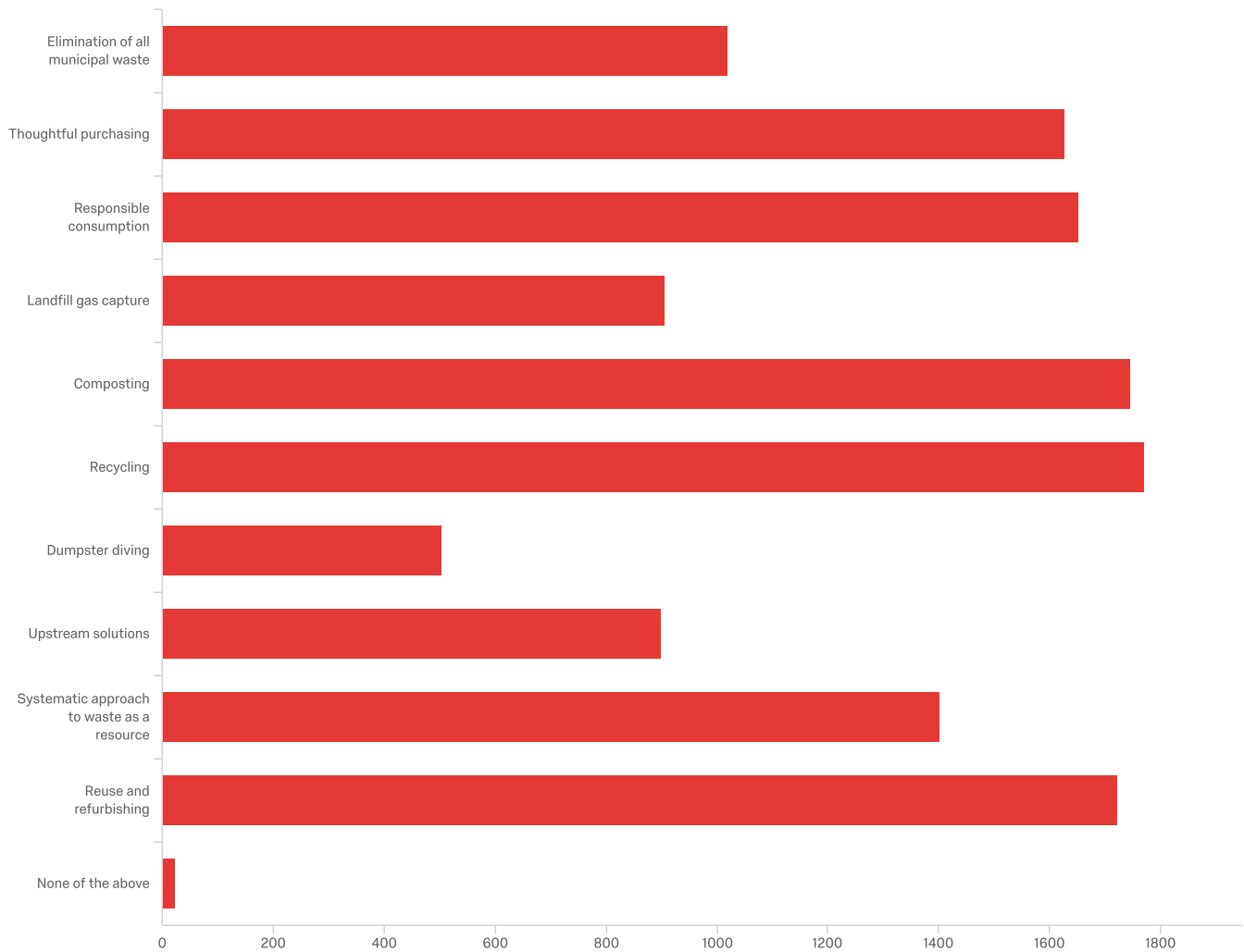


#	Field	Minimum	Maximum	Mean	Std Deviation	Variance	Count
1	Which of the following is the largest contributor to energy usage in the home?	1.00	4.00	1.56	0.97	0.94	1,916

#	Field	Choice Count
1	Space heating and cooling	69.83% 1338
2	Water heating	12.63% 242
3	Lighting	8.92% 171
4	Other electronic devices (phones, computers, toaster ovens, etc.)	8.61% 165
		1916

Showing rows 1 - 5 of 5

QID19 - Which of the following are components of a zero waste strategy? (Select all that apply).



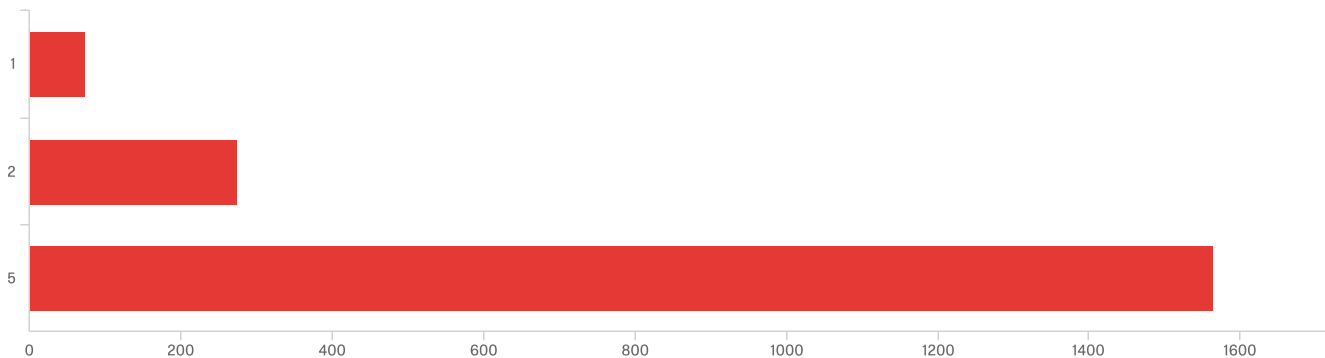
#	Field	Choice Count
1	Elimination of all municipal waste	7.68% 1020
2	Thoughtful purchasing	12.26% 1628
3	Responsible consumption	12.45% 1653
4	Landfill gas capture	6.82% 906
5	Composting	13.15% 1746
6	Recycling	13.35% 1772
7	Dumpster diving	3.79% 503
8	Upstream solutions	6.77% 899

9	Systematic approach to waste as a resource	10.56%	1402
10	Reuse and refurbishing	12.98%	1723
11	None of the above	0.17%	23
			13275

Showing rows 1 - 12 of 12

QID22 - If everyone on the planet consumed natural resources at the rate of the average

U.S. citizen, approximately how many Earths would be needed to support humankind?



#	Field	Minimum	Maximum	Mean	Std Deviation	Variance	Count
1	If everyone on the planet consumed natural resources at the rate of the average U.S. citizen, approximately how many Earths would be needed to support humankind?	1.00	3.00	2.78	0.50	0.25	1,913

#	Field	Choice Count
1	1	3.82% 73
2	2	14.38% 275
3	5	81.81% 1565
		1913

Showing rows 1 - 4 of 4