










1. What is your Ethnicity?			
		Response Percent	Response Count
Hispanic		6.5%	3
Non-Hispanic		93.5%	43
answered question			46
skipped question			4

2. What is your Race?			
		Response Percent	Response Count
African American		2.3%	1
Asian American		2.3%	1
Hawaiian Native/Pacific Islander		0.0%	0
Native American or Alaskan Native		0.0%	0
White American		88.6%	39
More than one race		4.5%	2
Non-Resident		2.3%	1
If a Non-Resident please list country			0
answered question			44
skipped question			6

3. What is your gender?			
		Response Percent	Response Count
Female		61.7%	29
Male		38.3%	18
answered question			47
skipped question			3

4. Please enter your age (whole number please)				
		Response Average	Response Total	Response Count
Age		24.84	1,068	43
answered question				43
skipped question				7

5. Please enter the number of credits you have completed at Delta.				
		Response Average	Response Total	Response Count
Credits (whole number)		34.36	1,443	42
answered question				42
skipped question				8

6. How familiar are you with the term Sustainability?

		Response Percent	Response Count
Not familiar at all		2.3%	1
Somewhat familiar		65.9%	29
Very familiar/knowledgeable		31.8%	14
answered question			44
skipped question			6




7. What do you see as the major components of Sustainability?

		Response Percent	Response Count
Fair Trade, Recycling, and Water Conservation		23.3%	10
Environmental, Social, and Economic Factors		41.9%	18
Carbon Footprint and Resource Conservation		34.9%	15
answered question			43
skipped question			7




8. What do you consider the three (3) most important sustainability issues to be addressed on campus?

	First Choice	Second Choice	Third Choice	Response Count
Office Paper Recycling	38.9% (7)	16.7% (3)	44.4% (8)	18
Transportation	41.7% (5)	41.7% (5)	16.7% (2)	12
Sustainability Courses	25.0% (1)	25.0% (1)	50.0% (2)	4
Universal Waste Management (Electronic Equipment)	40.0% (4)	30.0% (3)	30.0% (3)	10
Food Service Products (plates, forks, spoons)	12.5% (1)	62.5% (5)	25.0% (2)	8
Alternative Energy	45.8% (11)	33.3% (8)	20.8% (5)	24
Beverage Container Recycling	42.9% (3)	14.3% (1)	42.9% (3)	7
Food Choices (Organic, Local, Non- Meat)	36.4% (4)	45.5% (5)	18.2% (2)	11
Community Garden	0.0% (0)	100.0% (1)	0.0% (0)	1
Green Trails (Non-Motorized use)	20.0% (1)	60.0% (3)	20.0% (1)	5
Classroom Paper Recycling	33.3% (2)	16.7% (1)	50.0% (3)	6
Eco-Friendly Custodial Cleaning Products	12.5% (1)	12.5% (1)	75.0% (6)	8
Grounds/Landscape Management	20.0% (2)	40.0% (4)	40.0% (4)	10
answered question				42
skipped question				8




9. Do you pay attention to how much paper you print in the computer labs? (i.e. double-side printing, paper reuse, multiple pages per sheet?)

		Response Percent	Response Count
Yes		68.3%	28
No		7.3%	3
It Depends		24.4%	10
answered question			41
skipped question			9




10. If there were a cost for printing more than a certain number of pages in computer labs (per student, per semester) would it affect your print quantity?

		Response Percent	Response Count
Yes		39.0%	16
No		53.7%	22
Don't Know		7.3%	3
answered question			41
skipped question			9




11. Should the Red Brix Café offer more sustainable products and food choices? (Local/organic produce, biodegradable serving ware, etc.)

		Response Percent	Response Count
Yes		80.5%	33
No		7.3%	3
Not Sure		12.2%	5
answered question			41
skipped question			9




12. If you answered yes to Question 11 would you be willing to pay more for this?

		Response Percent	Response Count
Yes if less than \$1 per meal		40.0%	16
Yes even if more than \$1 per meal		37.5%	15
No		22.5%	9
answered question			40
skipped question			10





13. Should Delta College commit to purchasing a percentage of electricity from renewable sources?

		Response Percent	Response Count
Yes		85.4%	35
No		7.3%	3
Not Sure		7.3%	3
answered question			41
skipped question			9




14. If you answered yes to Question 13 would you be willing to pay for this option?

		Response Percent	Response Count
Yes if less than \$10 per student per semester		60.0%	24
Yes even if more than \$10 per student per semester		25.0%	10
No		15.0%	6
		answered question	40
		skipped question	10




15. What percentage of the college bookstore apparel should be produced by Fair Trade manufacturers? (non-“sweatshop”)

		Response Percent	Response Count
0-25%		5.0%	2
26-50%		17.5%	7
51-75%		22.5%	9
76-100%		55.0%	22
		answered question	40
		skipped question	10




16. Would your answer to Question 15 change if it meant the apparel sold in the bookstore would cost 10% more?

		Response Percent	Response Count
Yes		36.6%	15
No		43.9%	18
Not Sure		19.5%	8
answered question			41
skipped question			9




17. Have you seen evidence that illustrates Delta College's commitment to sustainability?

		Response Percent	Response Count
Yes, lots of evidence		31.7%	13
Yes, some evidence		46.3%	19
No		22.0%	9
If Yes, would you please tell us about it.			22
answered question			41
skipped question			9






18. How many classes have you taken at Delta College that integrated sustainability concepts into the course content? (i.e, an English class discussing or writing on sustainability, Technical course on sustainable construction)

		Response Percent	Response Count
0 classes		39.0%	16
1-2 classes		58.5%	24
3-4 classes		2.4%	1
5 or more classes		0.0%	0
answered question			41
skipped question			9





19. Are you familiar with the Environmental Technology Program?

		Response Percent	Response Count
Yes--I'm in the program		0.0%	0
Somewhat—I know someone in the program		26.8%	11
Not really		51.2%	21
The College has an Environmental Technology Program?		22.0%	9
answered question			41
skipped question			9



20. Components of sustainability should be a part of every course of study here at Delta College.

		Response Percent	Response Count
Strongly agree		5.0%	2
Agree		42.5%	17
Not Sure		35.0%	14
Disagree		15.0%	6
Strongly Disagree		2.5%	1
answered question			40
skipped question			10



21. Delta College should offer a stand-alone course on Sustainability.

		Response Percent	Response Count
Strongly agree		20.0%	8
Agree		45.0%	18
Not Sure		32.5%	13
Disagree		2.5%	1
Strongly Disagree		0.0%	0
answered question			40
skipped question			10






22. Are you aware of an environmental student organization on campus?

		Response Percent	Response Count
Yes		52.5%	21
No		47.5%	19
answered question			40
skipped question			10




23. Before this survey have you ever accessed the Sustainability website at <http://www.delta.edu/sustainability?>

		Response Percent	Response Count
Yes		40.0%	16
No		60.0%	24
answered question			40
skipped question			10

24. How likely are you to access the Sustainability website in the future?

		Response Percent	Response Count
Very Likely		17.5%	7
Likey		25.0%	10
Not Sure		47.5%	19
Unlikely		7.5%	3
Very Unlikely		2.5%	1
answered question			40
skipped question			10

25. Are you familiar with the Eco Rep student volunteer program?

		Response Percent	Response Count
Yes, and I have been active as an Eco Rep		2.5%	1
Yes		27.5%	11
No		70.0%	28
answered question			40
skipped question			10

1. Please enter your age (whole number please)

Age		
1	41	Oct 16, 2009 10:41 PM
2	51	Oct 17, 2009 6:17 PM
3	20	Oct 20, 2009 7:41 PM
4	35	Oct 29, 2009 3:22 PM
5	28	Nov 2, 2009 3:54 PM
6	21	Nov 2, 2009 4:38 PM
7	18	Nov 2, 2009 4:38 PM
8	47	Nov 2, 2009 5:16 PM
9	19	Nov 2, 2009 5:36 PM
10	26	Nov 5, 2009 11:43 PM
11	41	Nov 16, 2009 4:05 PM
12	23	Nov 16, 2009 5:57 PM
13	21	Nov 16, 2009 6:06 PM
14	19	Nov 16, 2009 6:38 PM
15	15	Jan 25, 2010 4:11 PM
16	20	Jan 26, 2010 4:10 AM
17	24	Jan 28, 2010 3:37 PM
18	22	Jan 28, 2010 11:45 PM
19	56	Feb 1, 2010 4:44 PM
20	18	Feb 1, 2010 10:33 PM
21	23	Feb 2, 2010 4:40 PM
22	18	Feb 8, 2010 3:45 PM
23	25	Feb 8, 2010 3:45 PM
24	19	Feb 8, 2010 3:45 PM
25	23	Feb 8, 2010 3:45 PM
26	18	Feb 8, 2010 3:46 PM

1. Please enter your age (whole number please)

Age		
27	18	Feb 8, 2010 3:46 PM
28	19	Feb 8, 2010 3:46 PM
29	18	Feb 8, 2010 3:46 PM
30	21	Feb 8, 2010 3:46 PM
31	19	Feb 8, 2010 3:46 PM
32	34	Feb 8, 2010 3:46 PM
33	20	Feb 8, 2010 3:47 PM
34	18	Feb 8, 2010 3:47 PM
35	18	Feb 8, 2010 3:47 PM
36	20	Feb 8, 2010 3:48 PM
37	21	Feb 8, 2010 3:48 PM
38	27	Feb 9, 2010 10:40 PM
39	19	Mar 23, 2010 10:35 PM
40	42	Apr 6, 2010 2:16 PM
41	20	Apr 9, 2010 6:37 PM
42	20	Apr 10, 2010 5:50 PM
43	23	Oct 5, 2010 7:35 PM

2. Please enter the number of credits you have completed at Delta.

Credits (whole number)		
1	52	Oct 16, 2009 10:41 PM
2	40	Oct 17, 2009 6:17 PM
3	63	Oct 20, 2009 7:41 PM
4	100	Oct 29, 2009 3:22 PM
5	35	Nov 2, 2009 3:54 PM
6	93	Nov 2, 2009 4:38 PM
7	9	Nov 2, 2009 4:38 PM
8	15	Nov 2, 2009 5:16 PM
9	10	Nov 2, 2009 5:36 PM
10	0	Nov 5, 2009 11:43 PM
11	60	Nov 16, 2009 4:05 PM
12	62	Nov 16, 2009 5:57 PM
13	94	Nov 16, 2009 6:06 PM
14	15	Nov 16, 2009 6:38 PM
15	9	Jan 25, 2010 4:11 PM
16	13	Jan 26, 2010 4:10 AM
17	100	Jan 28, 2010 3:37 PM
18	45	Jan 28, 2010 11:45 PM
19	60	Feb 1, 2010 4:44 PM
20	12	Feb 1, 2010 10:33 PM

2. Please enter the number of credits you have completed at Delta.

Credits (whole number)		
21	65	Feb 2, 2010 4:40 PM
22	17	Feb 8, 2010 3:45 PM
23	30	Feb 8, 2010 3:45 PM
24	29	Feb 8, 2010 3:45 PM
25	50	Feb 8, 2010 3:45 PM
26	14	Feb 8, 2010 3:46 PM
27	20	Feb 8, 2010 3:46 PM
28	7	Feb 8, 2010 3:46 PM
29	9	Feb 8, 2010 3:46 PM
30	16	Feb 8, 2010 3:46 PM
31	10	Feb 8, 2010 3:46 PM
32	14	Feb 8, 2010 3:46 PM
33	16	Feb 8, 2010 3:47 PM
34	13	Feb 8, 2010 3:47 PM
35	15	Feb 8, 2010 3:47 PM
36	9	Feb 8, 2010 3:48 PM
37	58	Feb 9, 2010 10:40 PM
38	27	Mar 23, 2010 10:35 PM
39	58	Apr 6, 2010 2:16 PM
40	9	Apr 9, 2010 6:37 PM
41	70	Apr 10, 2010 5:50 PM
42	0	Oct 5, 2010 7:35 PM

3. Have you seen evidence that illustrates Delta College's commitment to

If Yes, would you please tell us about it.		
1	Recycle bins everywhere for all sorts of used products. Change in flooring, roofing materials to cut down on cost	Oct 17, 2009 6:20 PM
2	I took some classes here 5 years ago and since returning I have noticed that Delta seems to be making an effort to raise awareness and take some actions.	Nov 2, 2009 4:05 PM
3	more recycling bins have been set out	Nov 2, 2009 4:41 PM
4	The bio-degradable materials in the cafeteria, the solar panels on the roof, the commitment to carpooling, and the eco-friendly cleaning materials used by the custodial staff.	Nov 2, 2009 4:41 PM
5	the brown boxes in the classroom	Nov 2, 2009 5:19 PM
6	sustainability hut -- posters promoting ride-shares and literature promoting sustainability around campus.	Nov 16, 2009 4:19 PM
7	Re-doing the parking lots to make them green	Jan 25, 2010 4:13 PM
8	The emphasis on recycling paper is a great start.	Feb 2, 2010 4:50 PM
9	I have seen the pond with barley in it. I saw the solar panels on the m wing.	Feb 8, 2010 3:48 PM
10	the recycling bins, the bioswales, recycled asphalt, fair trade coffee, recycled napkins, solar panels	Feb 8, 2010 3:48 PM

3. Have you seen evidence that illustrates Delta College's commitment to

If Yes, would you please tell us about it.

11	I went on a green tour of delta college	Feb 8, 2010 3:48 PM
12	The LED lighting, recycling for paper, recycling for bottles and cell phones, the back parking wing with its lighting, pavement, and river design	Feb 8, 2010 3:48 PM
13	I've taken a tour with Linda Petee and she showed some of the many things that Delta is doing to become more sustainable.	Feb 8, 2010 3:49 PM
14	lots of good things going on	Feb 8, 2010 3:49 PM
15	recycling initiatives, a carpool board, better methods of snow removal, adjustments to storm water drainage.	Feb 8, 2010 3:50 PM
16	I noticed the new landscaping outside.	Feb 8, 2010 3:50 PM
17	Delta is now a green college, as well as community. Delta has main focus on things such as renewable resources, and reusable energy sources.	Feb 8, 2010 3:51 PM
18	the recycling and other things like the parking lot and the other things in doors	Feb 8, 2010 3:51 PM
19	The S-wing parking lot. Recycle bins around every corner. Recycled products; napkins, cups, etc. The Green-Trail project. etc.	Feb 8, 2010 3:51 PM
20	I have taken a tour of the campus with Linda Petee and I have seen all of Delta College's efforts and commitment to sustainability.	Feb 8, 2010 3:53 PM
21	I see Recyeling box ever where that very cool	Apr 9, 2010 6:40 PM
22	I see the signs that are posted	Apr 10, 2010 5:52 PM