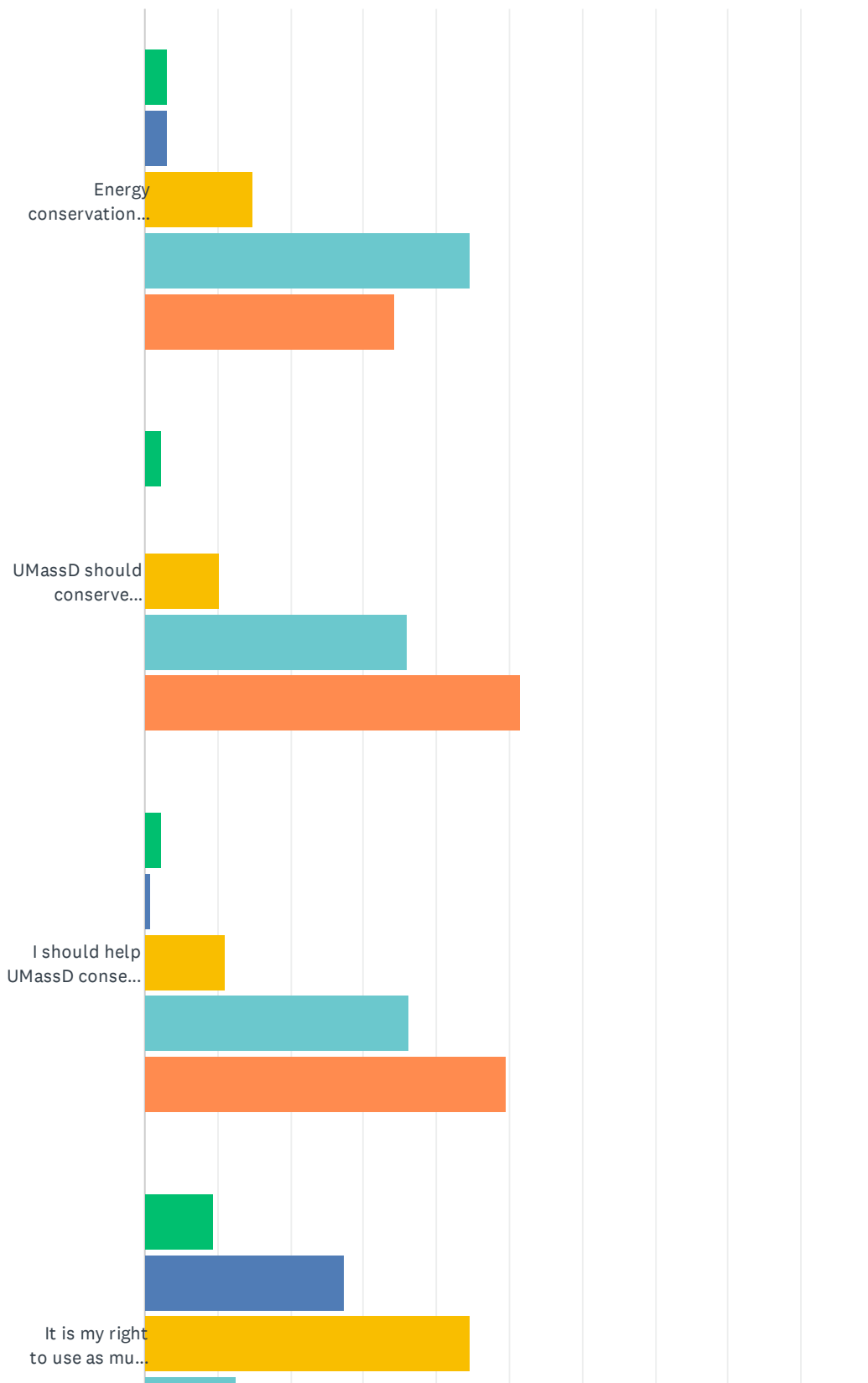
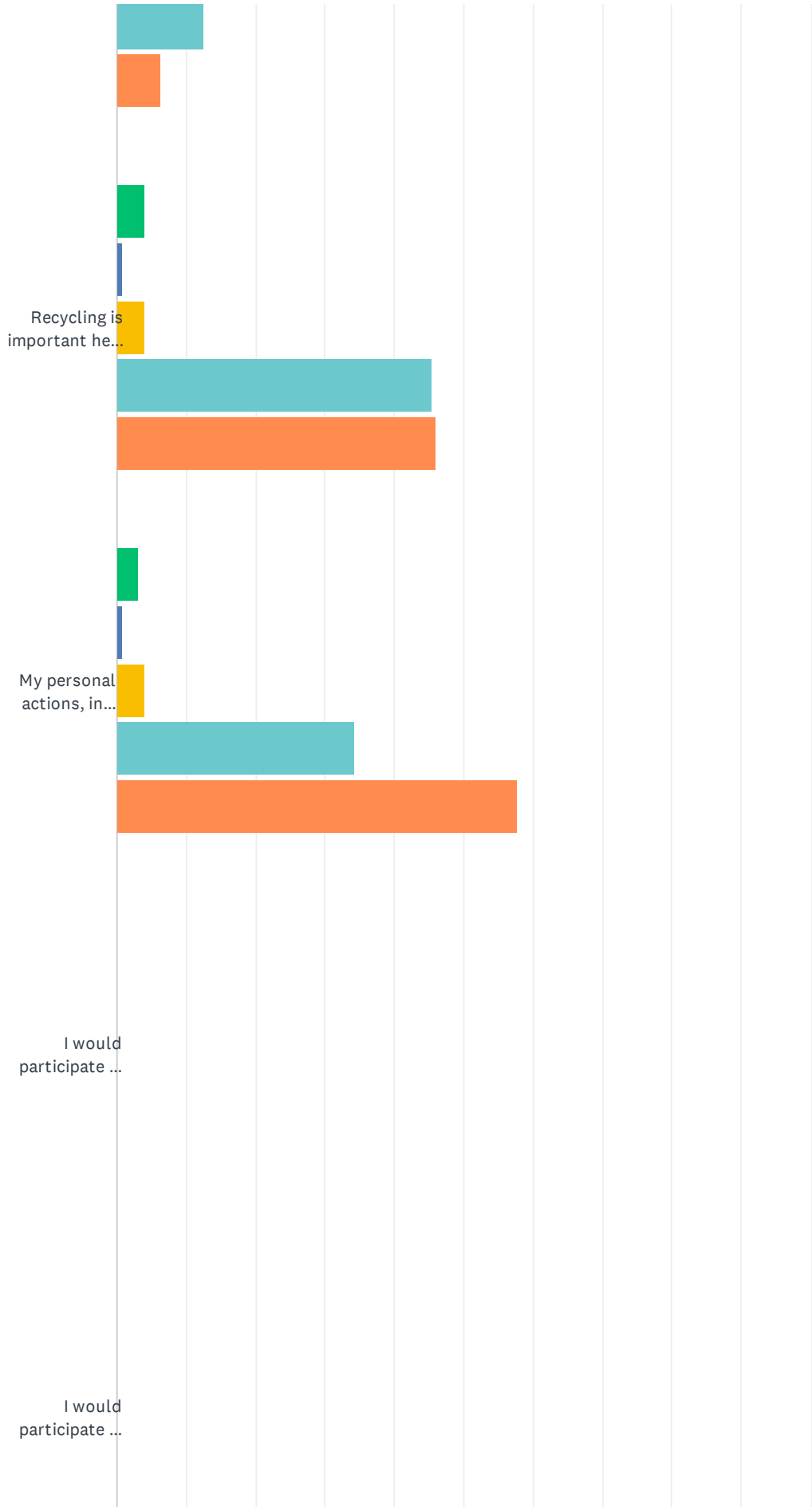


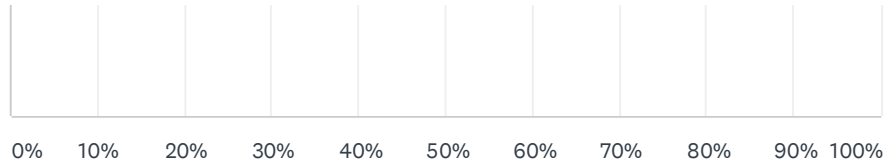
# Q1 Please indicate your level of agreement with each of the following statements.

Answered: 128 Skipped: 0





## UMassD - Life on Campus 2020 Fall

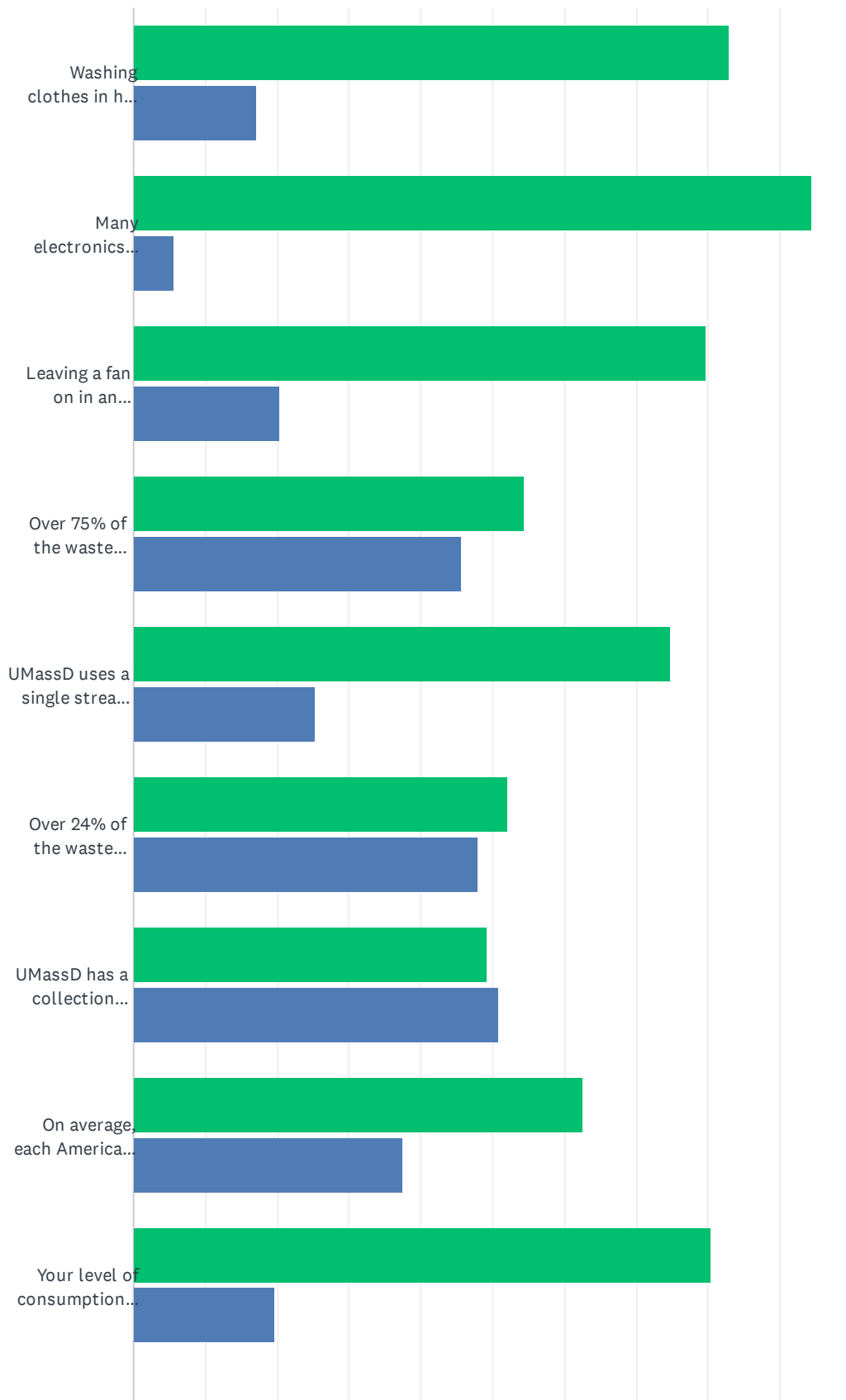


■ Strongly Disagree   
 ■ Disagree   
 ■ Neutral   
 ■ Agree   
 ■ Strongly Agree

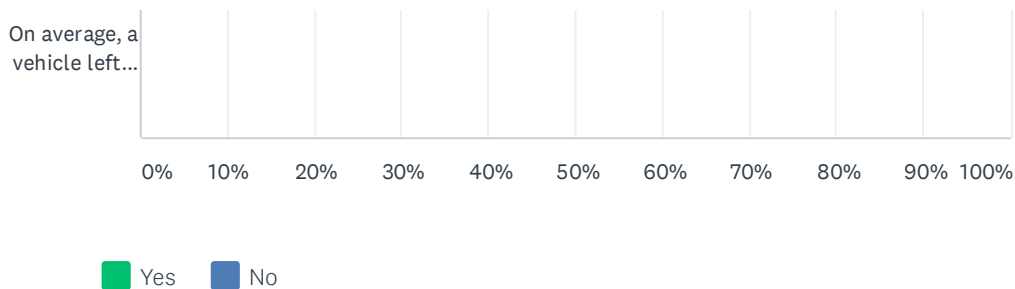
	STRONGLY DISAGREE	DISAGREE	NEUTRAL	AGREE	STRONGLY AGREE	TOTAL	WEIGHTED AVERAGE
Energy conservation is important here at UMassD.	3.13% 4	3.13% 4	14.84% 19	44.53% 57	34.38% 44	128	4.04
UMassD should conserve energy.	2.34% 3	0.00% 0	10.16% 13	35.94% 46	51.56% 66	128	4.34
I should help UMassD conserve energy.	2.36% 3	0.79% 1	11.02% 14	36.22% 46	49.61% 63	127	4.30
It is my right to use as much energy as I want.	9.38% 12	27.34% 35	44.53% 57	12.50% 16	6.25% 8	128	2.79
Recycling is important here at UMassD.	3.91% 5	0.78% 1	3.91% 5	45.31% 58	46.09% 59	128	4.29
My personal actions, in combination with others, have a significant impact on the environment.	3.13% 4	0.78% 1	3.91% 5	34.38% 44	57.81% 74	128	4.43
I would participate in a food waste collection program in my residence hall.	0.00% 0	0.00% 0	0.00% 0	0.00% 0	0.00% 0	0	0.00
I would participate in a food waste collection program across campus.	0.00% 0	0.00% 0	0.00% 0	0.00% 0	0.00% 0	0	0.00

## Q2 Did you know...?

Answered: 123 Skipped: 5



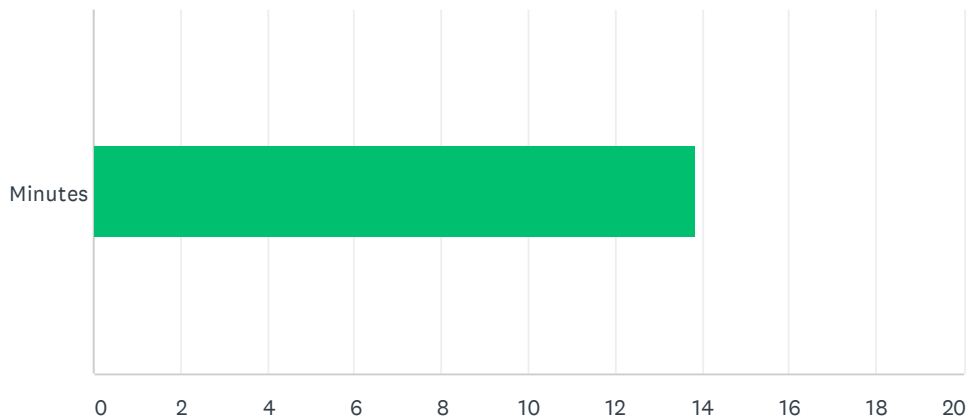
## UMassD - Life on Campus 2020 Fall



	YES	NO	TOTAL	WEIGHTED AVERAGE
Washing clothes in hot water uses more energy than washing them in cold water.	82.93% 102	17.07% 21	123	0.83
Many electronics consume energy while plugged in, even when not in use.	94.26% 115	5.74% 7	122	0.94
Leaving a fan on in an unoccupied room does not make the room cooler because the fan just recirculates the same air.	79.67% 98	20.33% 25	123	0.80
Over 75% of the waste stream is recyclable.	54.47% 67	45.53% 56	123	0.54
UMassD uses a single stream recycling program (paper, cardboard, plastic, metal, and glass go in the same bin).	74.59% 91	25.41% 31	122	0.75
Over 24% of the waste stream is compostable.	52.03% 64	47.97% 59	123	0.52
UMassD has a collection process for uneaten food.	49.18% 60	50.82% 62	122	0.49
On average, each American throws away 1lb of uneaten food daily.	62.60% 77	37.40% 46	123	0.63
Your level of consumption impacts budgets and the UMassD community.	80.33% 98	19.67% 24	122	0.80
On average, a vehicle left idling for two minutes could have used that wasted fuel to drive 1 mile.	0.00% 0	0.00% 0	0	0.00

### Q3 On average, my showers take \_\_\_\_\_ minutes per shower.

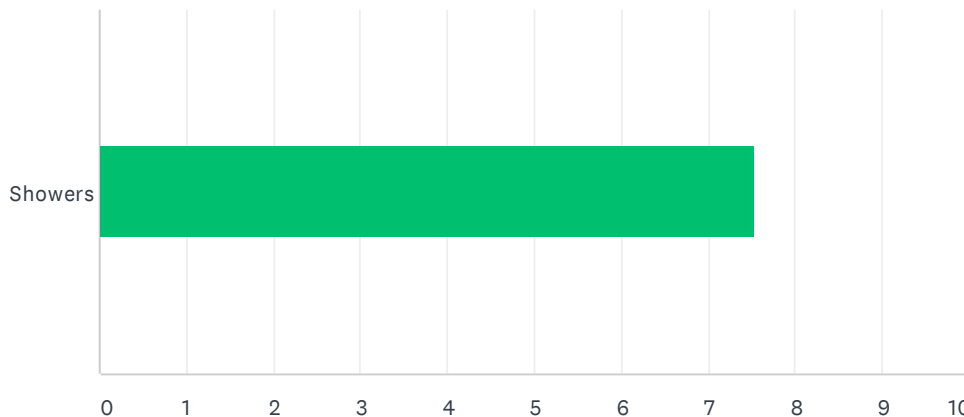
Answered: 121 Skipped: 7



ANSWER CHOICES	AVERAGE NUMBER	TOTAL NUMBER	RESPONSES
Minutes	14	1,675	121
Total Respondents: 121			

Q4 On average, I take \_\_\_\_\_ showers per week (7 days).

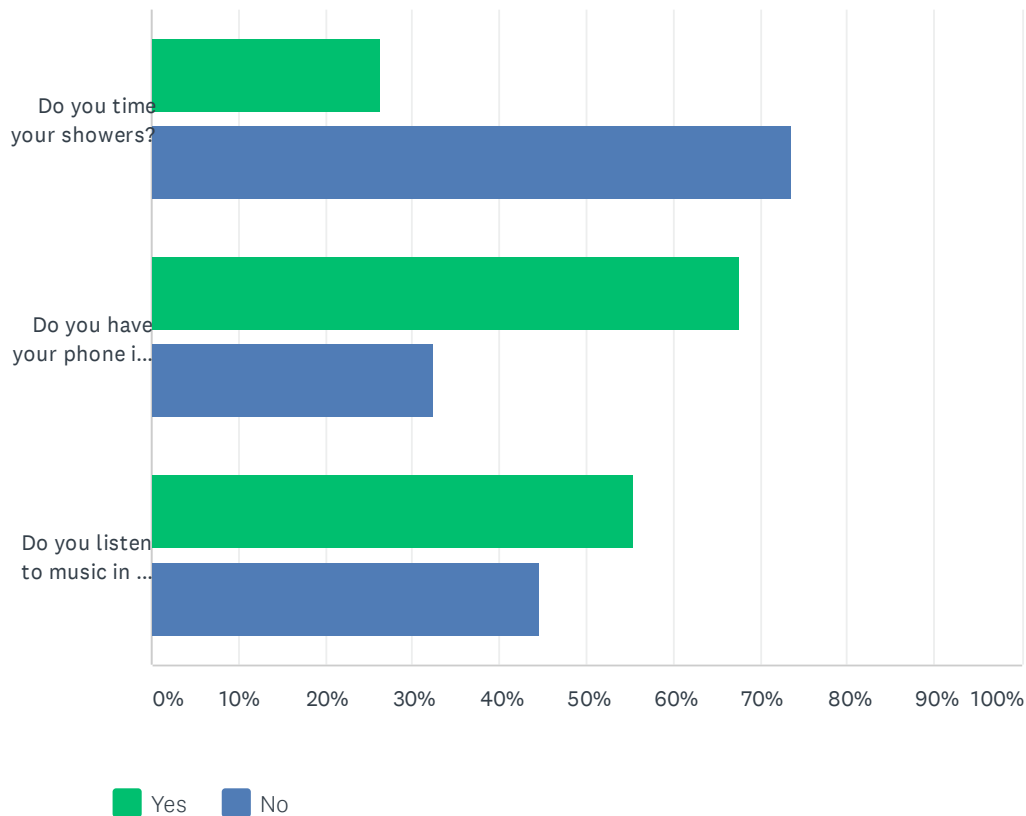
Answered: 121 Skipped: 7



ANSWER CHOICES	AVERAGE NUMBER	TOTAL NUMBER	RESPONSES
Showers	8	911	121
Total Respondents: 121			

## Q5 While showering...

Answered: 121 Skipped: 7

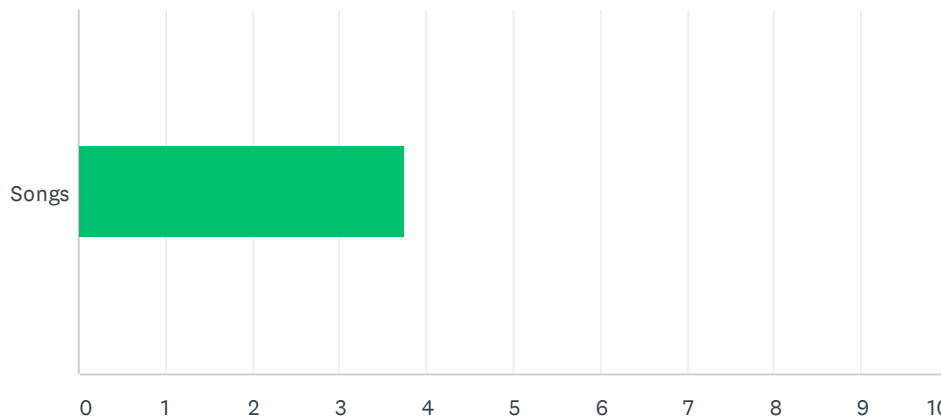


	YES	NO	TOTAL	WEIGHTED AVERAGE
Do you time your showers?	26.45% 32	73.55% 89	121	1.74
Do you have your phone in the bathroom?	67.50% 81	32.50% 39	120	1.32
Do you listen to music in the shower?	55.37% 67	44.63% 54	121	1.45



## Q6 If you listen to music in the shower, how many songs, on average?

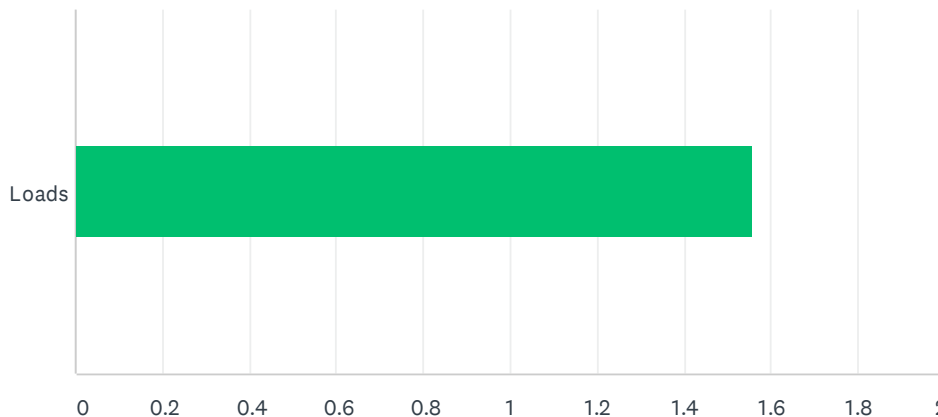
Answered: 79 Skipped: 49



ANSWER CHOICES	AVERAGE NUMBER	TOTAL NUMBER	RESPONSES
Songs	4	296	79
Total Respondents: 79			

### Q7 On average, how many loads of laundry do you do in a week?

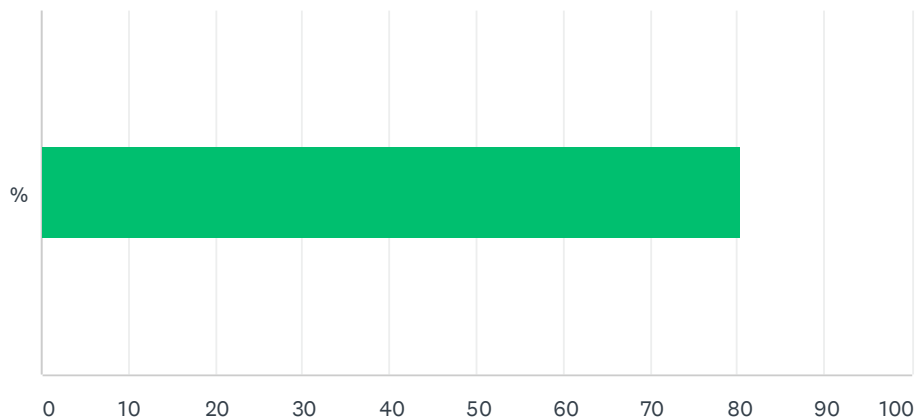
Answered: 119 Skipped: 9



ANSWER CHOICES	AVERAGE NUMBER	TOTAL NUMBER	RESPONSES
Loads	2	185	119
Total Respondents: 119			

### Q8 What percent of the time are those loads full? Note: Your response must be less than or equal to 100

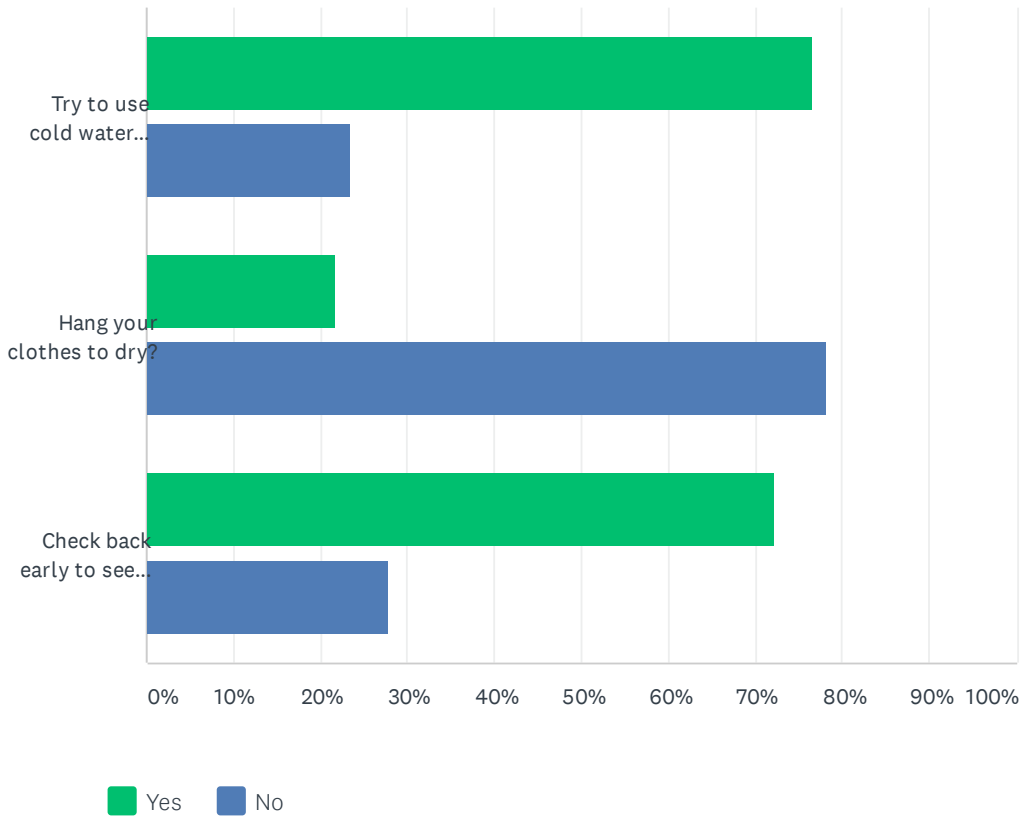
Answered: 119 Skipped: 9



ANSWER CHOICES	AVERAGE NUMBER	TOTAL NUMBER	RESPONSES
%	80	9,550	119
Total Respondents: 119			

### Q9 Do you...

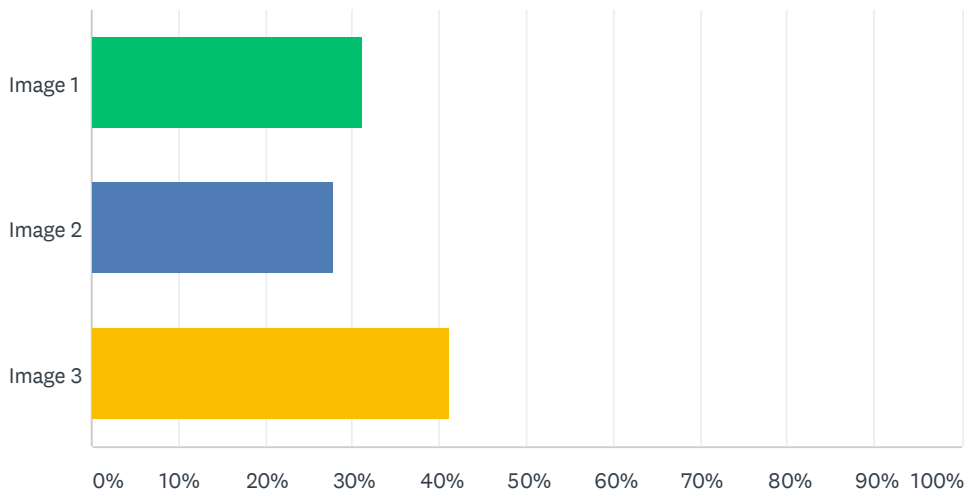
Answered: 119 Skipped: 9



	YES	NO	TOTAL	WEIGHTED AVERAGE
Try to use cold water washing settings?	76.47% 91	23.53% 28	119	0.76
Hang your clothes to dry?	21.85% 26	78.15% 93	119	0.22
Check back early to see if your clothes in the dryer are dry?	72.27% 86	27.73% 33	119	0.72

## Q10 Which type of washing machine do you use?

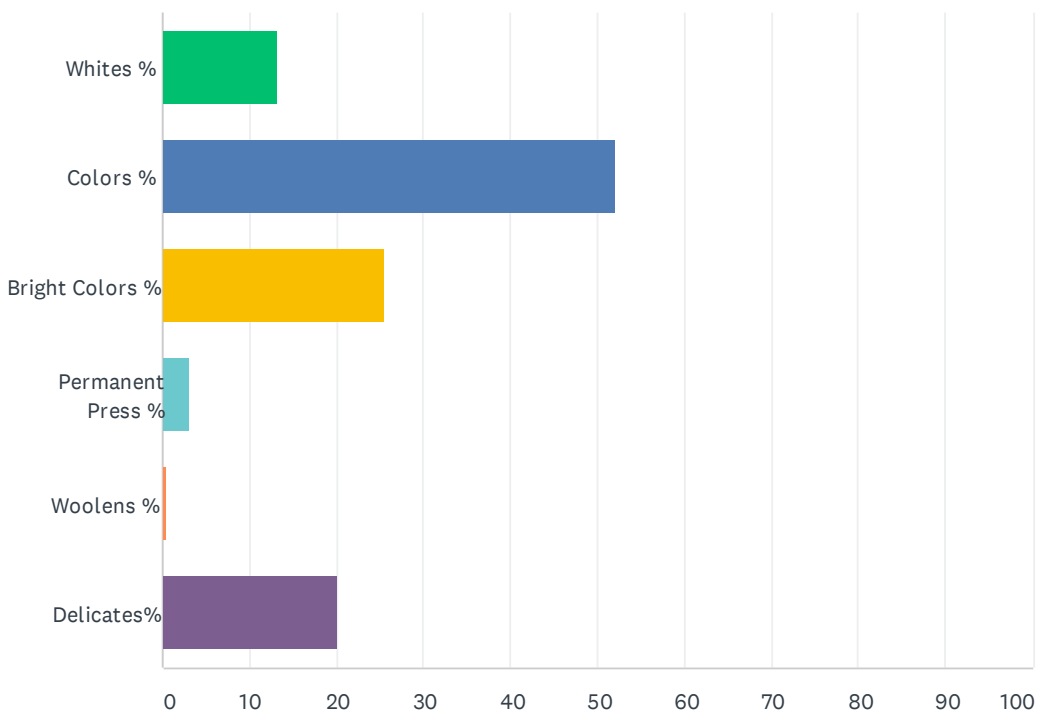
Answered: 119 Skipped: 9



ANSWER CHOICES	RESPONSES	
Image 1	31.09%	37
Image 2	27.73%	33
Image 3	41.18%	49
TOTAL		119

### Q11 What percent of the time do you use each of these wash settings? Note: Your responses must total 100% (see image below)

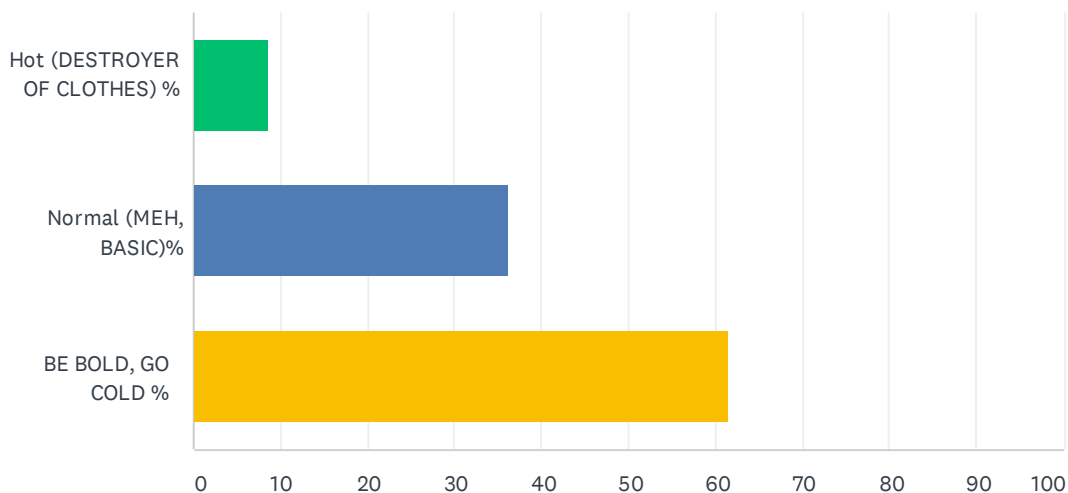
Answered: 36 Skipped: 92



ANSWER CHOICES	AVERAGE NUMBER	TOTAL NUMBER	RESPONSES
Whites %	13	409	31
Colors %	52	1,773	34
Bright Colors %	26	743	29
Permanent Press %	3	85	28
Woolens %	0	10	26
Delicates%	20	580	29
Total Respondents: 36			

### Q12 What percent of the time do you use each of these wash settings? Note: Your responses must total 100% (see image below)

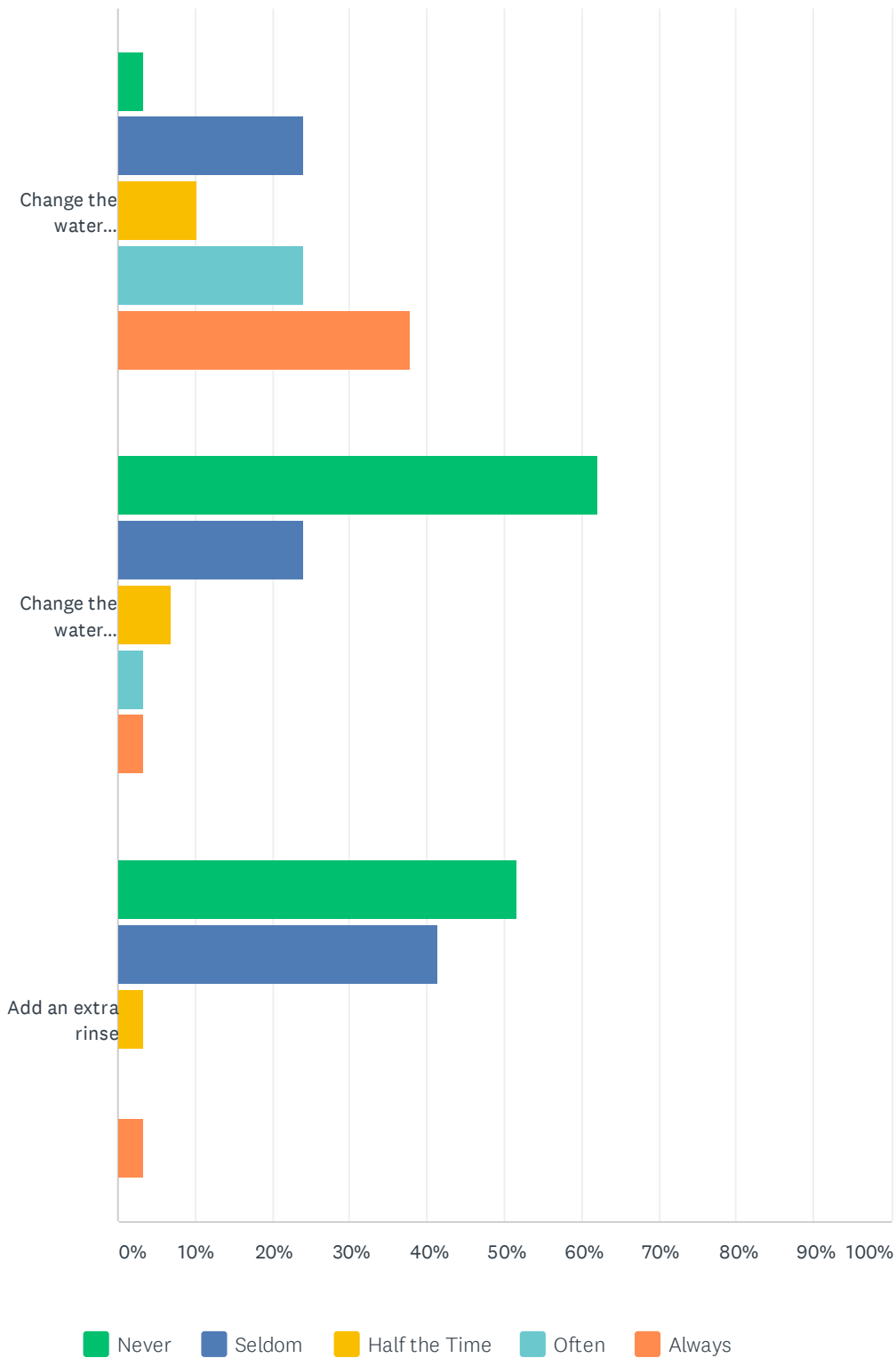
Answered: 28 Skipped: 100



ANSWER CHOICES	AVERAGE NUMBER	TOTAL NUMBER	RESPONSES
Hot (DESTROYER OF CLOTHES) %	9	197	23
Normal (MEH, BASIC)%	36	941	26
BE BOLD, GO COLD %	62	1,662	27
Total Respondents: 28			

### Q13 How often do you choose the option to...

Answered: 29 Skipped: 99



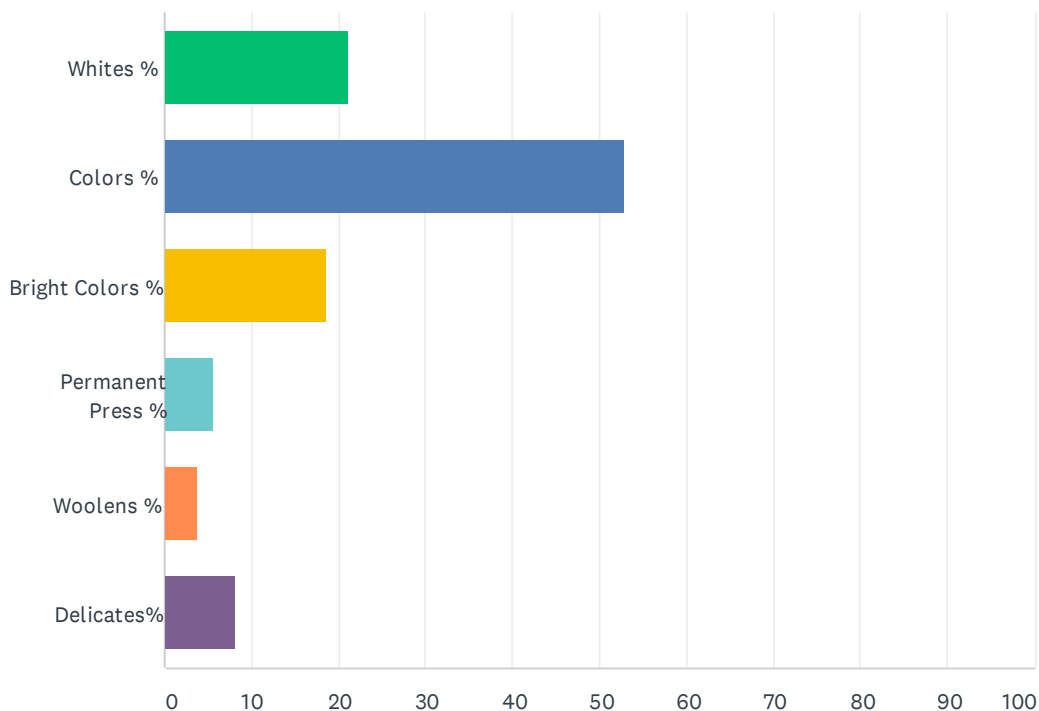


UMassD - Life on Campus 2020 Fall

	NEVER	SELDOM	HALF THE TIME	OFTEN	ALWAYS	TOTAL	WEIGHTED AVERAGE
Change the water temperature to cold	3.45% 1	24.14% 7	10.34% 3	24.14% 7	37.93% 11	29	3.69
Change the water temperature to hot	62.07% 18	24.14% 7	6.90% 2	3.45% 1	3.45% 1	29	1.62
Add an extra rinse	51.72% 15	41.38% 12	3.45% 1	0.00% 0	3.45% 1	29	1.62

### Q14 What percent of the time do you use each of these wash settings? Note: Your responses must total 100% (see image above)

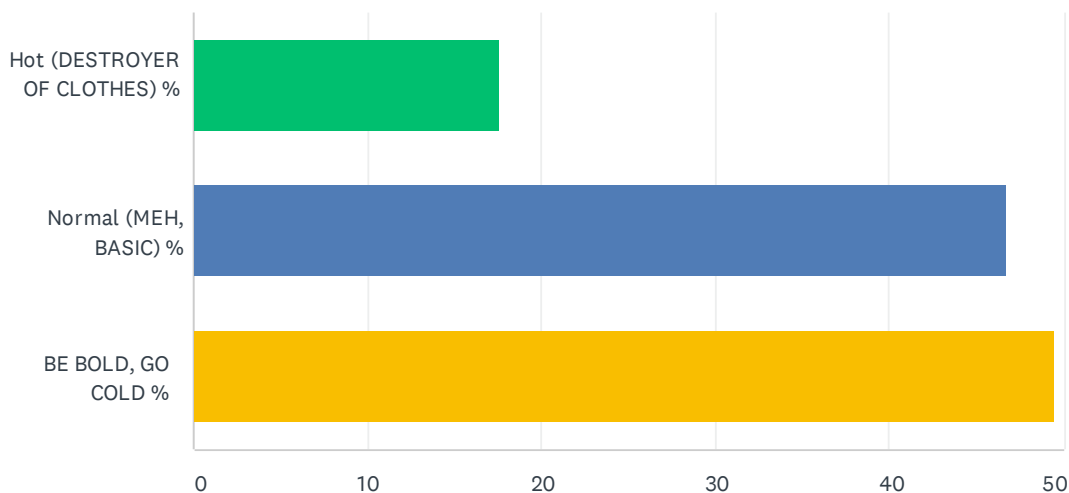
Answered: 39 Skipped: 89



ANSWER CHOICES	AVERAGE NUMBER	TOTAL NUMBER	RESPONSES
Whites %	21	762	36
Colors %	53	1,905	36
Bright Colors %	19	667	36
Permanent Press %	6	183	32
Woolens %	4	113	30
Delicates%	8	270	33
Total Respondents: 39			

### Q15 What percent of the time do you use each of these wash settings? Note: Your responses must total 100% (see image above)

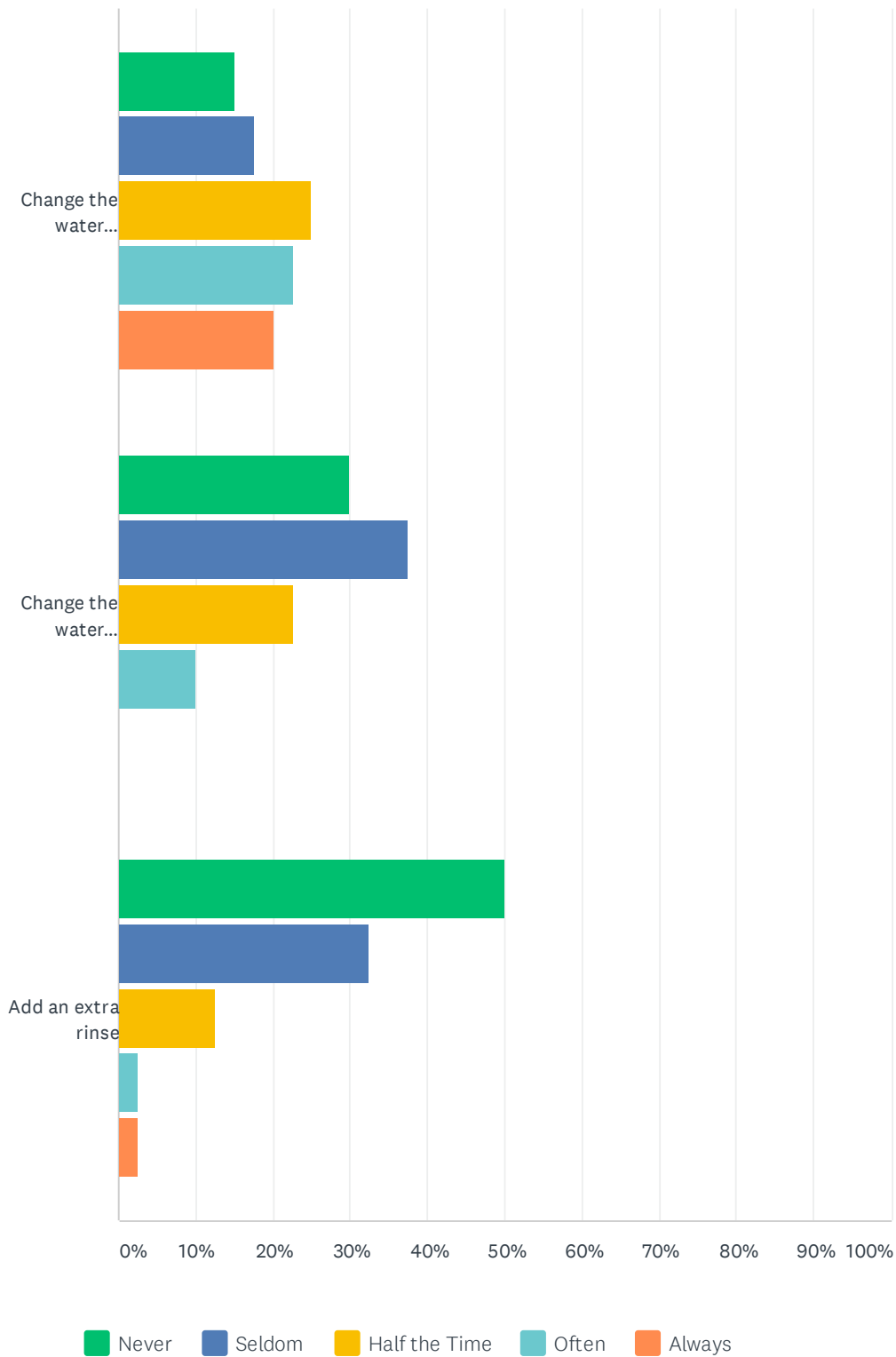
Answered: 40 Skipped: 88



ANSWER CHOICES	AVERAGE NUMBER	TOTAL NUMBER	RESPONSES
Hot (DESTROYER OF CLOTHES) %	18	580	33
Normal (MEH, BASIC) %	47	1,590	34
BE BOLD, GO COLD %	49	1,830	37
Total Respondents: 40			

### Q16 How often do you choose the option to...

Answered: 40 Skipped: 88

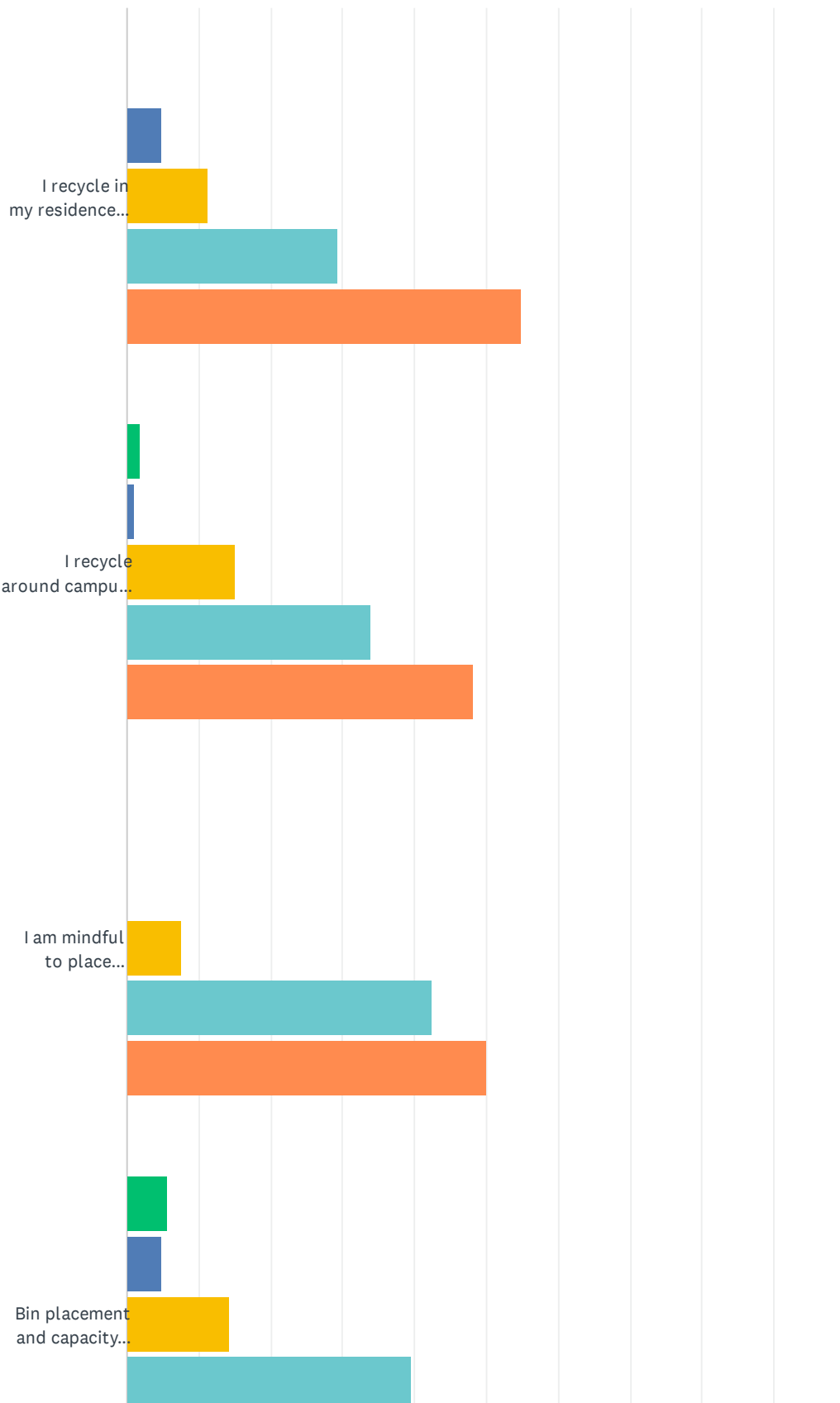


UMassD - Life on Campus 2020 Fall

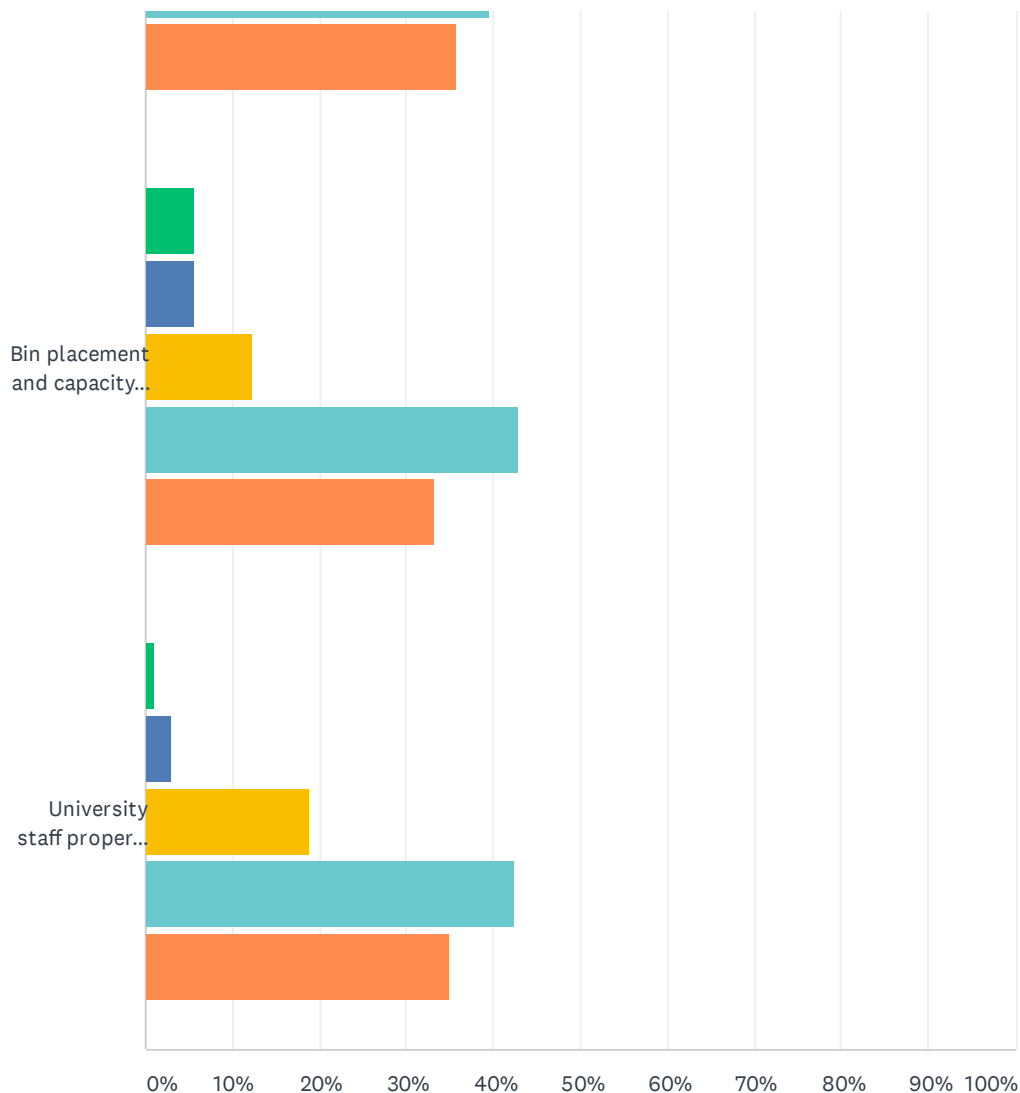
	NEVER	SELDOM	HALF THE TIME	OFTEN	ALWAYS	TOTAL	WEIGHTED AVERAGE
Change the water temperature to cold	15.00% 6	17.50% 7	25.00% 10	22.50% 9	20.00% 8	40	3.15
Change the water temperature to hot	30.00% 12	37.50% 15	22.50% 9	10.00% 4	0.00% 0	40	2.13
Add an extra rinse	50.00% 20	32.50% 13	12.50% 5	2.50% 1	2.50% 1	40	1.75

# Q17 Tell us more about recycling.

Answered: 106 Skipped: 22



UMassD - Life on Campus 2020 Fall

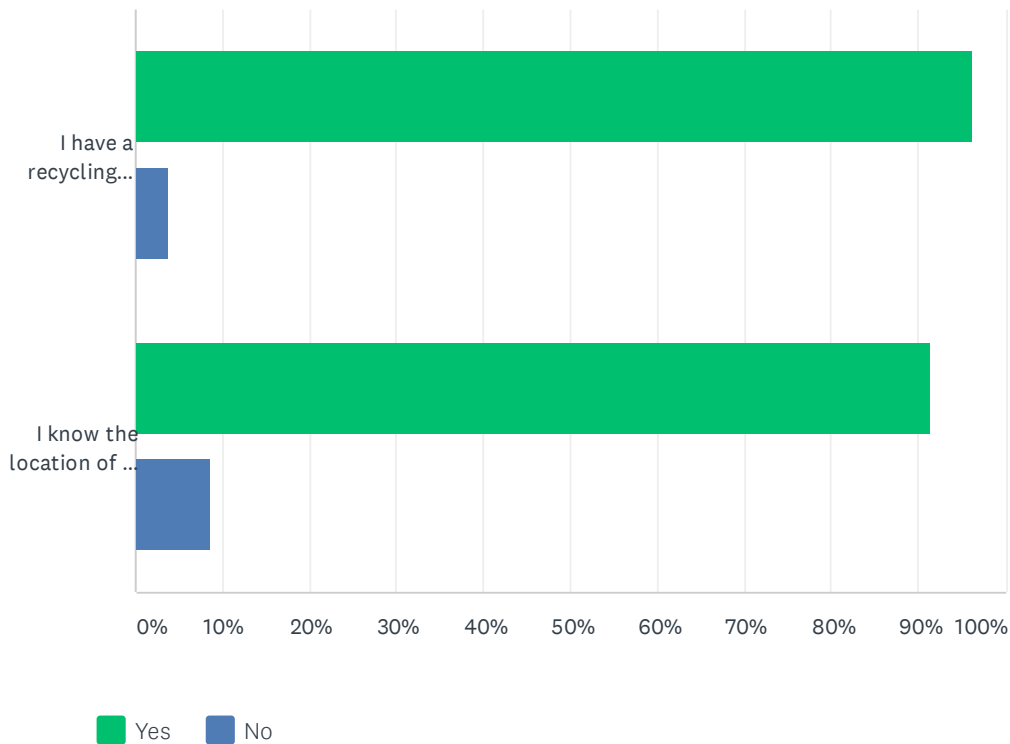


■ Never   
 ■ Seldom   
 ■ Half the Time   
 ■ Often   
 ■ Always

	NEVER	SELDOM	HALF THE TIME	OFTEN	ALWAYS	TOTAL	WEIGHTED AVERAGE
I recycle in my residence hall.	0.00% 0	4.72% 5	11.32% 12	29.25% 31	54.72% 58	106	4.34
I recycle around campus (classrooms, dining areas, library, etc.).	1.89% 2	0.94% 1	15.09% 16	33.96% 36	48.11% 51	106	4.25
I am mindful to place recyclable material in the appropriate bin.	0.00% 0	0.00% 0	7.55% 8	42.45% 45	50.00% 53	106	4.42
Bin placement and capacity is sufficient in my residence hall.	5.66% 6	4.72% 5	14.15% 15	39.62% 42	35.85% 38	106	3.95
Bin placement and capacity is sufficient around campus.	5.71% 6	5.71% 6	12.38% 13	42.86% 45	33.33% 35	105	3.92
University staff properly process the recycling bins.	0.94% 1	2.83% 3	18.87% 20	42.45% 45	34.91% 37	106	4.08

## Q18 Tell us more about your personal recycling.

Answered: 105 Skipped: 23



	YES	NO	TOTAL
I have a recycling bin/container in my room/apartment.	96.19% 101	3.81% 4	105
I know the location of the recycling dumpster closest to my residence hall.	91.43% 96	8.57% 9	105

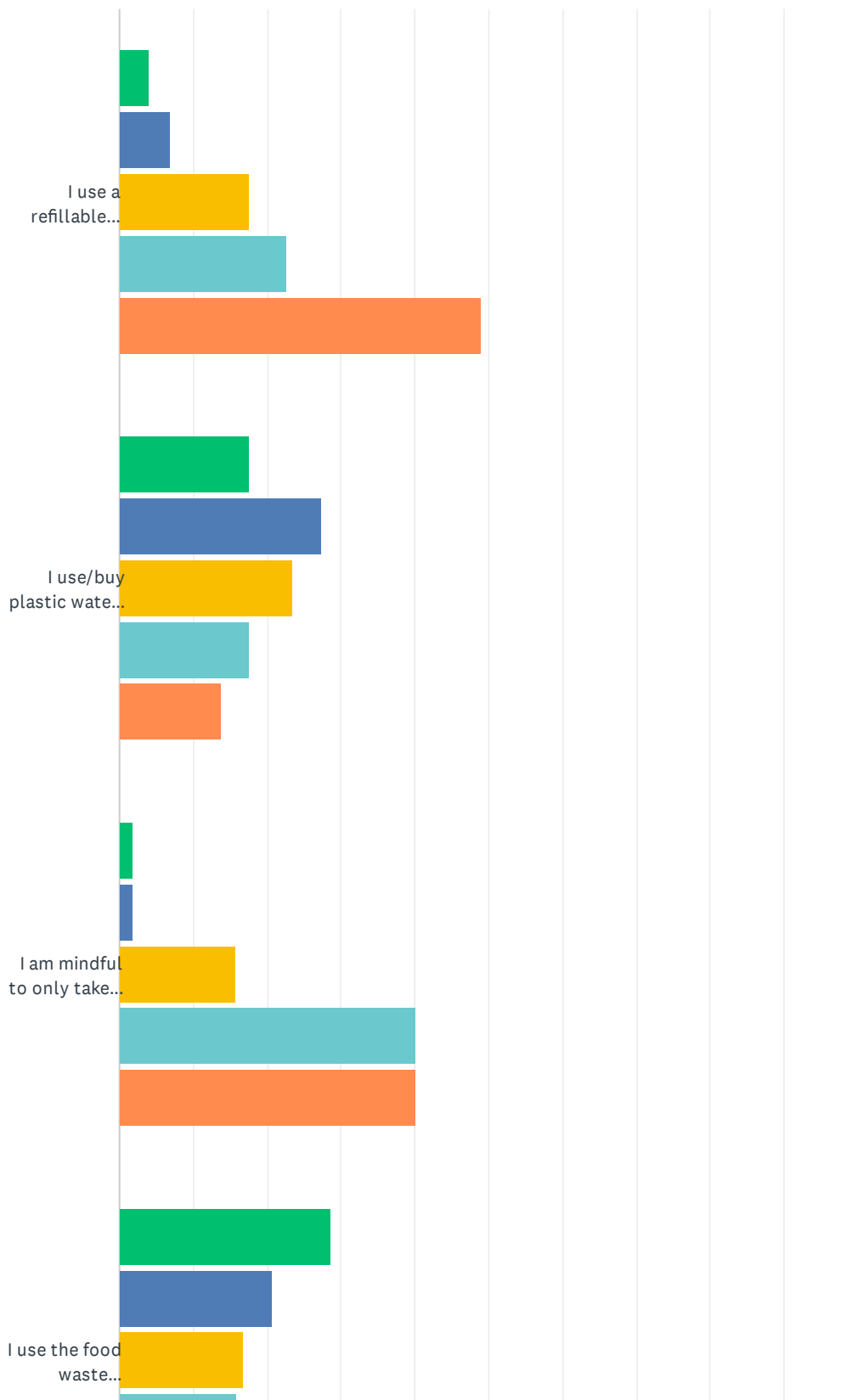


Q19 Please tell us anything else about recycling here.

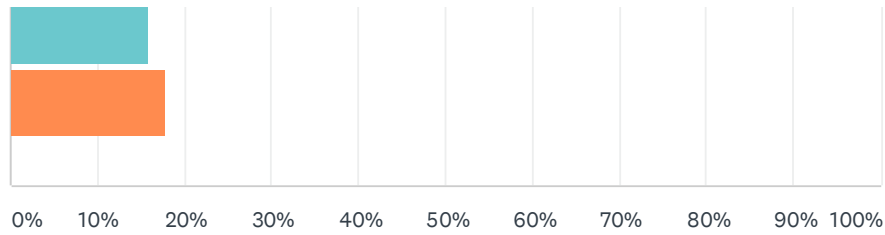
Answered: 12 Skipped: 116

# Q20 Please tell us about your water and food consumption while on campus.

Answered: 102 Skipped: 26



## UMassD - Life on Campus 2020 Fall

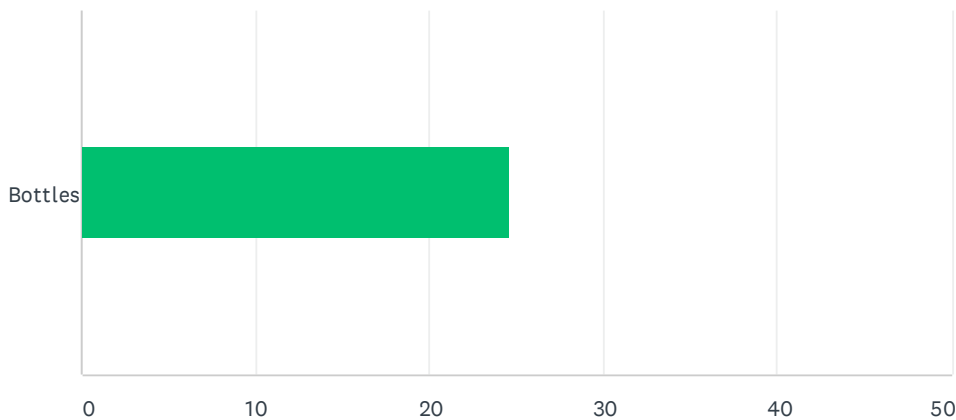


■ Never   
 ■ Seldom   
 ■ Half the Time   
 ■ Often   
 ■ Always

	NEVER	SELDOM	HALF THE TIME	OFTEN	ALWAYS	TOTAL	WEIGHTED AVERAGE
I use a refillable water bottle (metal/plastic/glass).	3.92% 4	6.86% 7	17.65% 18	22.55% 23	49.02% 50	102	4.06
I use/buy plastic water bottles (cases or individuals).	17.65% 18	27.45% 28	23.53% 24	17.65% 18	13.73% 14	102	2.82
I am mindful to only take as much food as I will eat.	1.96% 2	1.96% 2	15.69% 16	40.20% 41	40.20% 41	102	4.15
I use the food waste collection system in the dining hall.	28.71% 29	20.79% 21	16.83% 17	15.84% 16	17.82% 18	101	2.73

## Q21 If you use/buy plastic water bottles, how many bottles do you consume in a month?

Answered: 75 Skipped: 53



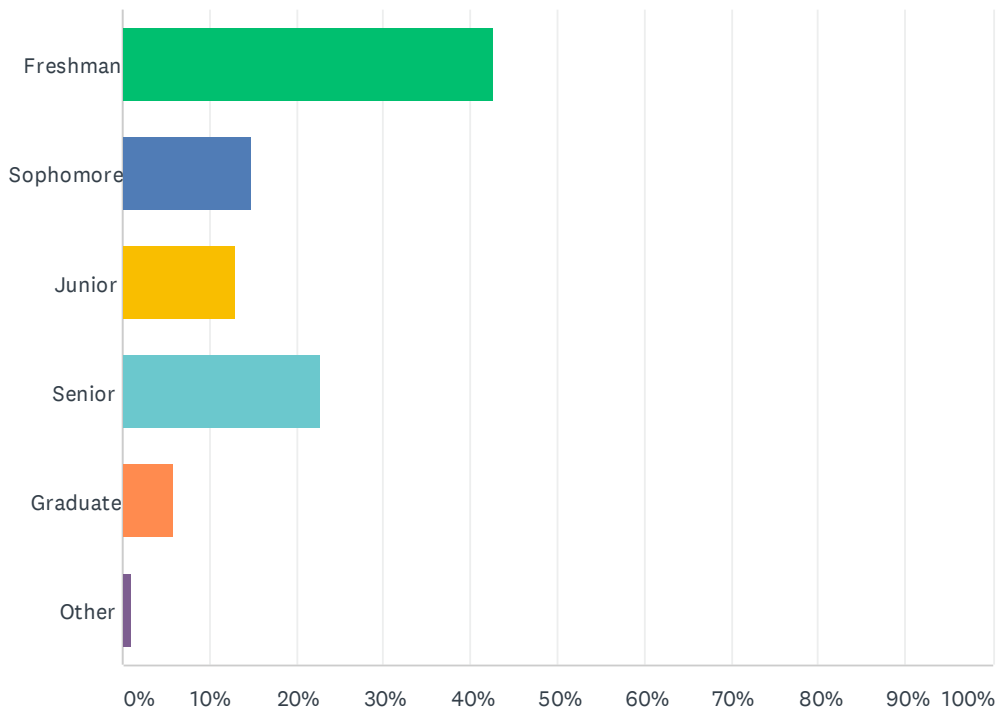
ANSWER CHOICES	AVERAGE NUMBER	TOTAL NUMBER	RESPONSES
Bottles	25	1,843	75
Total Respondents: 75			

**Q22 Please tell us anything else about water or food consumption on campus.**

Answered: 6 Skipped: 122

## Q23 Year in school

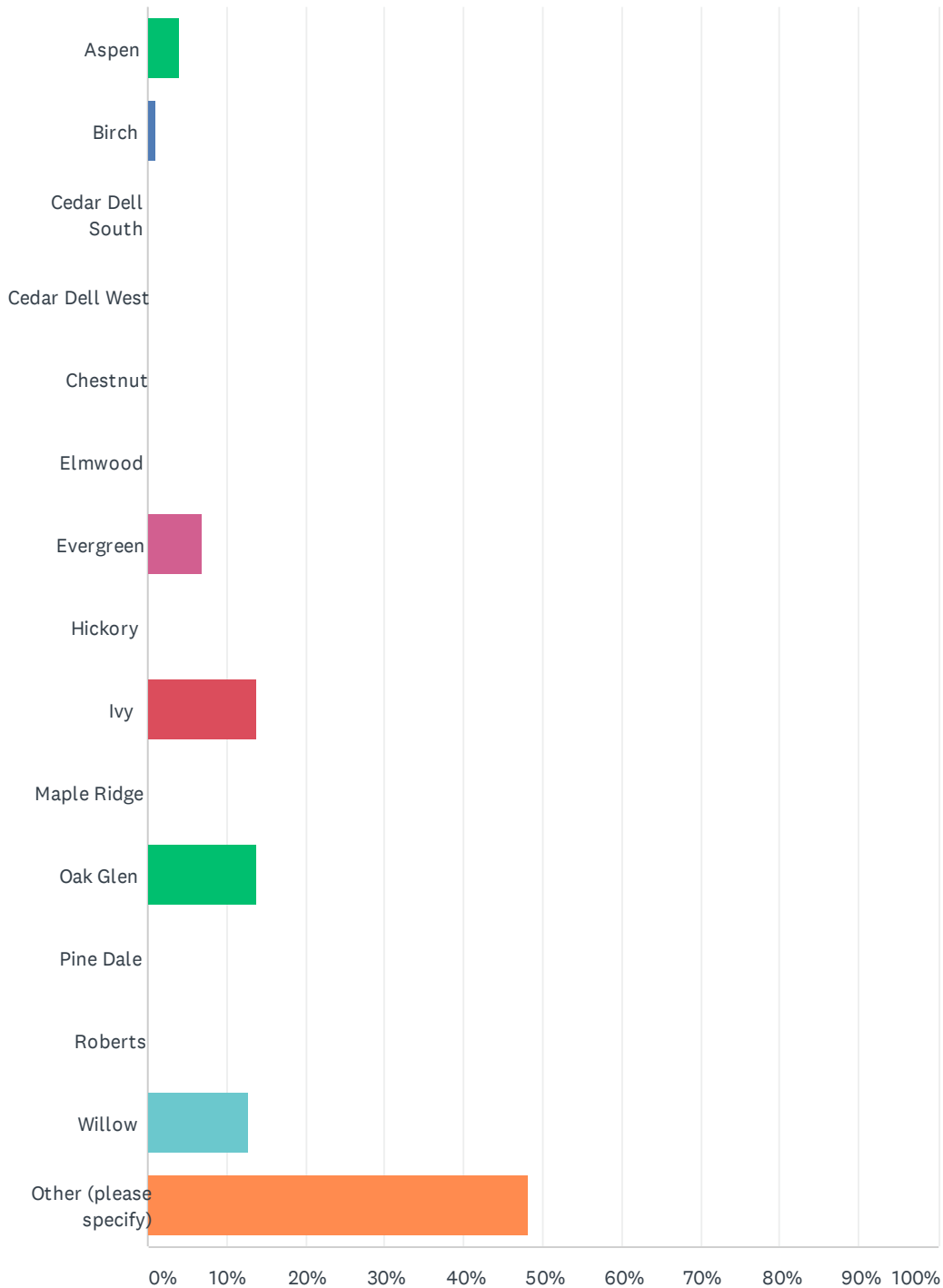
Answered: 101 Skipped: 27



ANSWER CHOICES	RESPONSES	
Freshman	42.57%	43
Sophomore	14.85%	15
Junior	12.87%	13
Senior	22.77%	23
Graduate	5.94%	6
Other	0.99%	1
<b>TOTAL</b>		<b>101</b>

## Q24 In which residence do you currently live?

Answered: 102 Skipped: 26



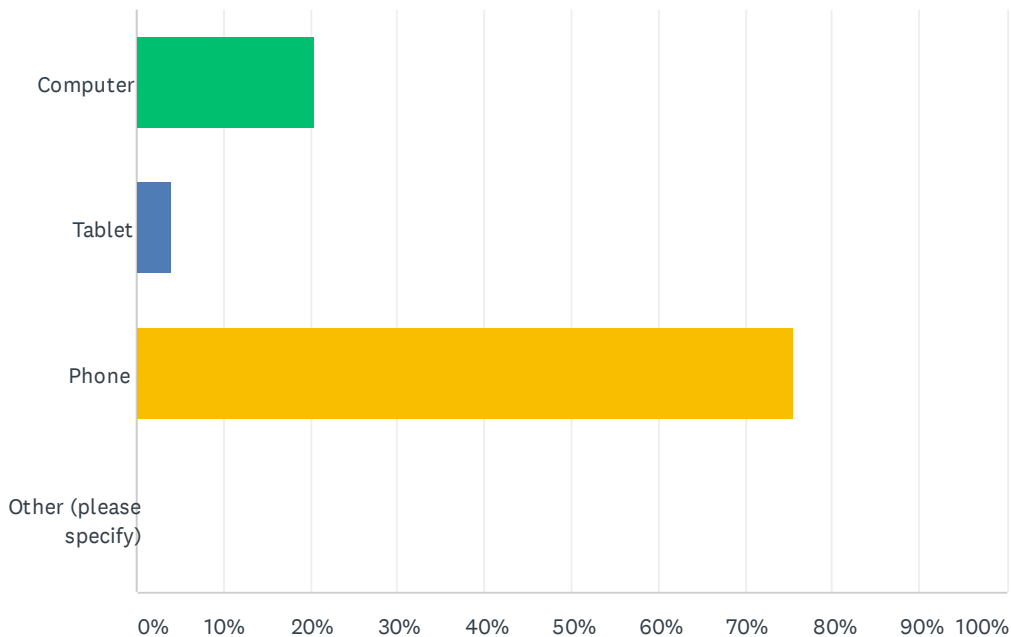
## UMassD - Life on Campus 2020 Fall

ANSWER CHOICES	RESPONSES	
Aspen	3.92%	4
Birch	0.98%	1
Cedar Dell South	0.00%	0
Cedar Dell West	0.00%	0
Chestnut	0.00%	0
Elmwood	0.00%	0
Evergreen	6.86%	7
Hickory	0.00%	0
Ivy	13.73%	14
Maple Ridge	0.00%	0
Oak Glen	13.73%	14
Pine Dale	0.00%	0
Roberts	0.00%	0
Willow	12.75%	13
Other (please specify)	48.04%	49
<b>TOTAL</b>		<b>102</b>



## Q25 What type of device did you use to answer this survey?

Answered: 102 Skipped: 26



ANSWER CHOICES	RESPONSES	
Computer	20.59%	21
Tablet	3.92%	4
Phone	75.49%	77
Other (please specify)	0.00%	0
<b>TOTAL</b>		<b>102</b>

## Q26 Any additional comments?

Answered: 4 Skipped: 124

## Q27 Want to win? Enter your email address:

Answered: 98 Skipped: 30

ANSWER CHOICES	RESPONSES	
Email Address	100.00%	98