



Reports

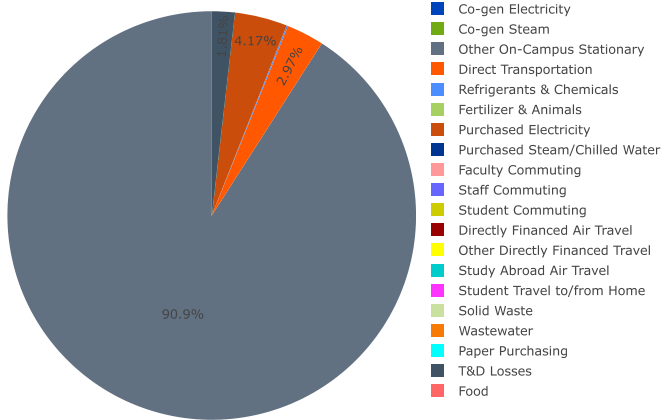
Using Market-Based Scope 2 Method.

Report: Annual Report Footprint*: Carbon Nitrogen Year*: 2019 DISPLAY EXPORT

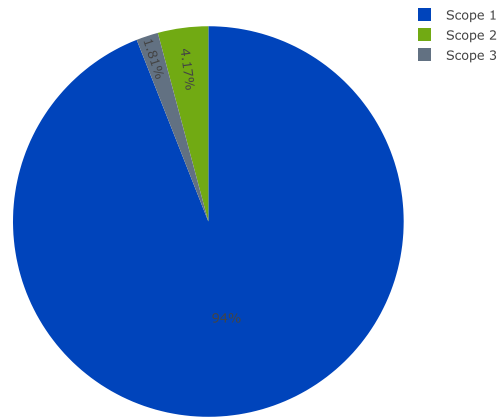
[More info on Second Nature report \(/cmap/resources/second-nature-report\)](#)
[More info on Food Report \(/cmap/resources/food-report\)](#)
[More info on Biogenic Emissions report \(/cmap/resources/biogenic\)](#)

[Get help with graphs \(/cmap/resources/graphs-instructions\)](#)

Carbon: 2019



Carbon: 2019



Categories

Fiscal Year	Scope	Source	CO2 (kg)	CO2 (MTCDE)	CH4 (kg)	CH4 (MTCDE)	N2O (kg)	N2O (MTCDE)	GHG MTCDE
2019	1	Other On-Campus Stationary	22,636,062	22,636.06	2,257	63.19	45	12.02	22,711.27
2019	1	Direct Transportation	737,394	737.39	24	0.68	16	4.25	742.32
2019	1	Refrigerants & Chemicals	0	0.00	0	0.00	0	0.00	24.60
2019	1	Fertilizer & Animals	0	0.00	0	0.00	5	1.25	1.25
2019	2	Purchased Electricity	1,036,068	1,036.07	74	2.06	8	2.17	1,040.30
2019	3	T&D Losses	450,760	450.76	32	0.90	4	0.94	452.60

Scopes

Fiscal Year	Scope	CO2 (kg)	CH4 (kg)	N2O (kg)	GHG MTCDE
2019	1	23,373,456	2,281	66	23,479.44
2019	2	1,036,068	74	8	1,040.30
2019	3	450,760	32	4	452.60

Totals

Fiscal Year	CO2 (kg)	CH4 (kg)	N2O (kg)	Gross MTCDE	Offsets (MTCDE)	Compost (MTCDE)	Non-Additional Sequestration (MTCDE)	Biogenic (MT CO2)	Net MTCDE
2019	24,860,285	2,387	78	24,972.34	0.00	0.00	0.00	0.00	24,972.34



Reports

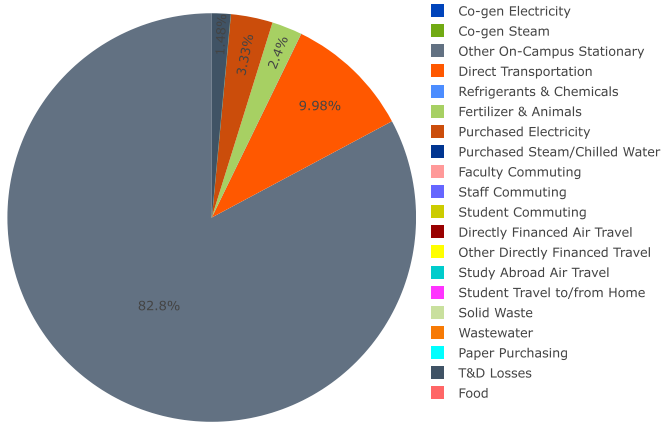
Using Market-Based Scope 2 Method.

Report: Annual Report Footprint*: Carbon Nitrogen Year*: 2019 DISPLAY EXPORT

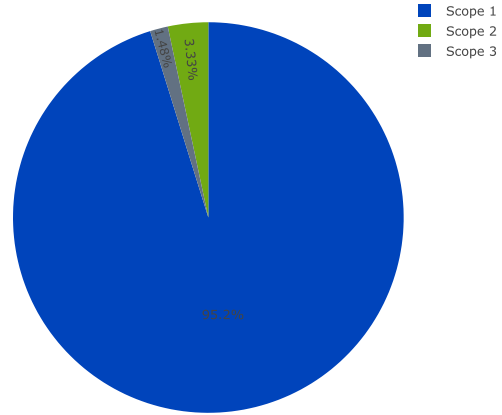
[More info on Second Nature report \(/cmap/resources/second-nature-report\)](#)
[More info on Food Report \(/cmap/resources/food-report\)](#)
[More info on Biogenic Emissions report \(/cmap/resources/biogenic\)](#)

[Get help with graphs \(/cmap/resources/graphs-instructions\)](#)

Nitrogen: 2019



Nitrogen: 2019



Categories

Fiscal Year	Scope	Source	N2O (kg)	NOx (kg)	Other N (kg)	Total N (metric tons N)
2019	1	Other On-Campus Stationary	45	14,610	0	4.48
2019	1	Direct Transportation	16	1,736	0	0.54
2019	1	Fertilizer & Animals	5	0	125	0.13
2019	2	Purchased Electricity	8	559	0	0.18
2019	3	T&D Losses	4	243	0	0.08

Scopes

Fiscal Year	Scope	N2O (kg)	NOx (kg)	Other N (kg)	Total N (metric tons N)
2019	1	66	16,346	125	5.14
2019	2	8	559	0	0.18
2019	3	4	243	0	0.08

Totals

Fiscal Year	N2O (kg)	NOx (kg)	Other N (kg)	Gross N (metric tons)	Offsets (metric tons N)	Compost (metric tons N)	Non-Additional Sequestration (metric tons N)	Net N (metric tons N)
2019	78	17,148	125	5.39	0.00	0.00	0.00	5.39



Reports

Using Market-Based Scope 2 Method.

Report: Second Nature Year *: 2019 DISPLAY EXPORT

[More info on Second Nature report \(/cmap/resources/second-nature-report\)](#)
[More info on Food Report \(/cmap/resources/food-report\)](#)
[More info on Biogenic Emissions report \(/cmap/resources/biogenic\)](#)

Categories

Fiscal Year	Scope	Source	CO2 (kg)	CO2 (MTCDE)	CH4 (kg)	CH4 (MTCDE)	N2O (kg)	N2O (MTCDE)	GHG MTCDE
2019	1	Fugitive Emissions	0	0.00	0	0.00	5	1.25	25.85
2019	1	Mobile Combustion	737,394	737.39	24	0.68	16	4.25	742.32
2019	1	Stationary Combustion	22,636,062	22,636.06	2,257	63.19	45	12.02	22,711.27
2019	2	Purchased Electricity	1,036,068	1,036.07	74	2.06	8	2.17	1,040.30

Mitigation Data

Fiscal Year	Source	Value	Unit
2019	Total Purchased Electricity Consumption	76,483,876	kWh
2019	Purchased Thermal Energy	0	MMBtu
2019	Solar Sold	0	kWh
2019	Solar Retained	3,250,082	kWh
2019	Solar Verification		
2019	Wind Sold	0	kWh
2019	Wind Retained	0	kWh
2019	Wind Verification		
2019	Community Choice Aggregation Purchased	0	kWh
2019	Community Choice Aggregation Verification		
2019	Community Solar Purchased	0	kWh
2019	Community Solar Verification		
2019	Competitive Suppliers Purchased	0	kWh
2019	Competitive Suppliers Verification		
2019	Large Commercial Green Power Rates ("Green Tarrifs") Purchased	0	kWh
2019	Large Commercial Green Power Rates ("Green Tarrifs") Verification		
2019	Power Purchase Agreement Purchased	0	kWh
2019	Power Purchase Agreement Verification		
2019	Utility Green Pricing Purchased	67,461,000	kWh
2019	Utility Green Pricing Verification	Green-e	
2019	Voluntary Unbundled RECs Purchased	0	kWh
2019	Voluntary Unbundled RECs Verification		
2019	Carbon Sequestration Due to Composting	0	MTCDE