

# Bryant University Sustainability Culture Survey Report

Written by GreenerU in April 2022

## Introduction

This document outlines the findings from Bryant's survey on sustainability views and practices that was distributed to staff, faculty, and students in December 2021 and January 2022. The survey results are intended to provide content for Bryant's EN 6 STARS credit as well as gain more insight into how Bryant can better engage its community in sustainability.

**Purpose:** To summarize key takeaways from the Sustainability Culture Survey administered by Bryant University with the intention of providing content for the results field of the EN 6 STARS credit.

### Survey takeaways:

1. **Sustainability priority:** 86% of respondents chose *waste minimization* as one of the top three topics Bryant should focus on going forward. The next most frequently chosen topics were *sustainable food* and *minimize greenhouse gas emissions*, and both had less than 50% of respondents' support. This indicates that waste minimization initiatives are the most likely to get community buy-in.
2. **Behavior:** Close to 50% of participants chose "always" for each waste reduction behavior listed, and answers below "often" were chosen less than 21% of the time for each behavior. This indicates that the Bryant community prioritizes waste minimization in their actions.
3. **Engagement:** About half of respondents selected "no" or "unsure" when asked if they had attended a sustainability event, and when asked why, the majority of participants marked "unsure." This indicates that Bryant would benefit not only from increasing the number and accessibility of sustainability events, but also from focusing on communication strategies to increase knowledge and participation.

## Methodology

- **Survey questions:** [Bryant Sustainability Culture Survey](#)
- **Survey results:** [Bryant Raw Survey Data](#)
- **Appendix:** [Bryant Processed Survey Data](#)

The survey was drafted by Andrew DeMelia, reviewed by GreenerU and Bryant's staff, combined with another survey, and then distributed to Bryant staff, faculty, and students. First, the survey was sent to first year students as part of the Gateway Program, a requirement for all incoming first year students. The rest of the student population and faculty and staff were surveyed in December 2021 and January 2022.

The survey was created to fulfill Bryant's EN 6 STARS credit requirements for its 2022 STARS submission. The survey aimed to understand the Bryant communities behaviors, beliefs, and engagement in relation to sustainability. It is worth noting that this survey was combined with another survey and distributed through an institution-wide email. Additionally, Instagram was used to remind students to take the survey.

## Survey results

This survey aimed to understand awareness of sustainability on campus and the level of importance the community places on the university’s sustainability efforts. When the survey closed, 113 students, 41 staff and 14 faculty members had responded.

Survey respondents to date			
Stakeholder group	Count of responses	% of Bryant population	% of survey responses
Faculty	14	8.8%	8.3%
Staff	41	8.4%	24.4%
Student	113	6.2%	67.3%

**Number of people the survey reached:** Unknown

### Main takeaways from the survey results in each category:

- **Behavior**
  - **Volunteering and partnering (Q7):** 53% of respondents occasionally volunteer or partner with a community organization.
  - **Waste minimization (Q8):** About 50% of respondents answered “always” when asked if they engage in common waste reduction activities (recycling, reuse, and energy saving).
  - **Dietary choices:** 50% of respondents rarely or never choose to eat a vegetarian or plant-based meal when it is available. 21% of respondents sometimes choose a vegetarian or plant-based meal.
- **Belief:**
  - **Perception of climate change (Q6a):** 70.2% of respondents strongly agreed with the statement “Climate change is a significant risk to mankind in the next 50 years” proposed.
  - **Importance of sustainability (Q6b):** 59% of respondents strongly agreed that climate change is important to them individually. Notably, this level of agreement dropped to 56% when asked if climate change is important to their community at large.
  - **Sustainability at Bryant (Q10):** When asked to react to the statement “It is important to me that Bryant operates sustainably, in ways such as reducing waste, minimizing

greenhouse gas emissions, and providing sustainability programs," 63.6% of faculty/staff and 68.1% of students strongly agreed.

- **Sustainability at Bryant (Q11):** When asked to react to the statement "Bryant's commitment to sustainability factors into my decision to work at Bryant," 27% of respondents strongly agreed or agreed and 73% of respondents disagreed or strongly disagreed with this statement. Faculty and staff were also asked if they feel they can be sustainable working at Bryant, which 80% of respondents reacted in agreement to.
- **Sustainability at Bryant (Q12):** When asked to react to the statement "Bryant's commitment to sustainability factored into my decision to attend Bryant," 19% of students strongly agreed or agreed. 54% of students agreed that they can be sustainable while attending Bryant in contrast to the 80% of faculty and staff that agreed to a similar statement.
- **Engagement:**
  - **Sustainability Activity (Q13):** 42.9% of faculty, 48.8% of staff, and 32.7% of students have attended at least one sustainability activity for the whole community. Notably, 21.4% of faculty, 12.2% of staff, and 37.2% of students were unsure whether they attended one.
  - **Sustainability Community Events (Q14):** 60% of faculty, 37.5% of staff, and 67.6% of students highlighted unawareness as their reasoning for not attending community sustainability events.

## Appendix

**Question 6 - Belief:** Please indicate your agreement with the following statements.

*Perception - climate change*

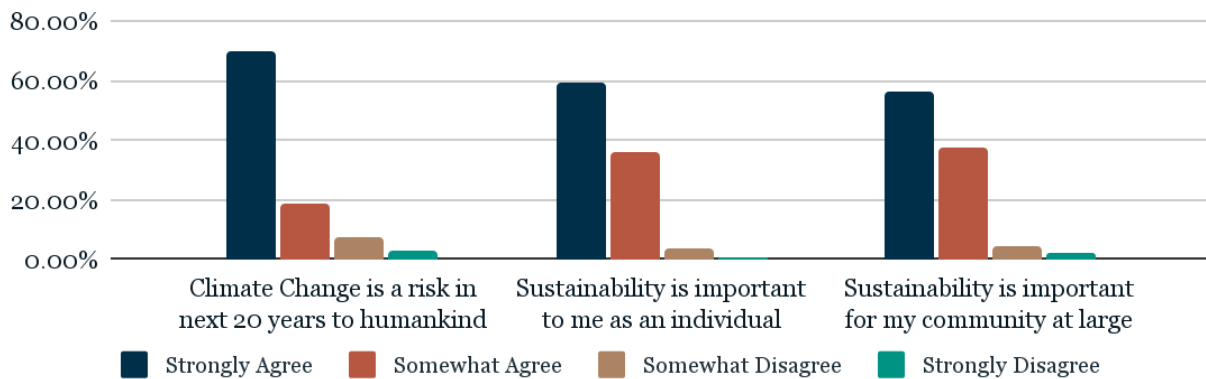
Climate change is a significant risk to mankind in the next 50 years			
Strongly Agree	Agree	Disagree	Strongly Disagree
70.2%	19.0%	7.7%	3.0%

*Belief - the importance of sustainability*

Sustainability is important to me as an individual.			
Strongly Agree	Agree	Disagree	Strongly Disagree
59.5%	36.3%	3.6%	0.6%

Sustainability is important for my community at large			
Strongly Agree	Agree	Disagree	Strongly Disagree
56.5%	37.5%	4.2%	1.8%

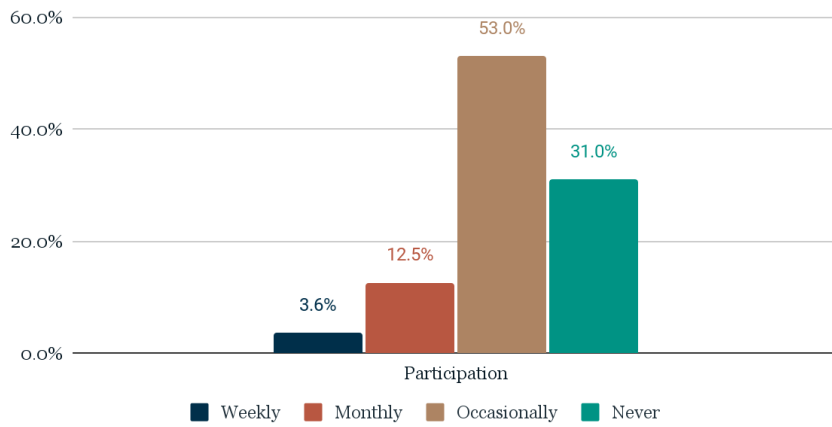
### Sustainability Statements - all respondents



### Question 7: Behavior - volunteering

How often do you spend time during the academic year partnering/volunteering with community organizations to support local social, environmental, or economic solutions?			
Weekly	Monthly	Occasionally	Never
3.6%	12.5%	53.0%	31.0%

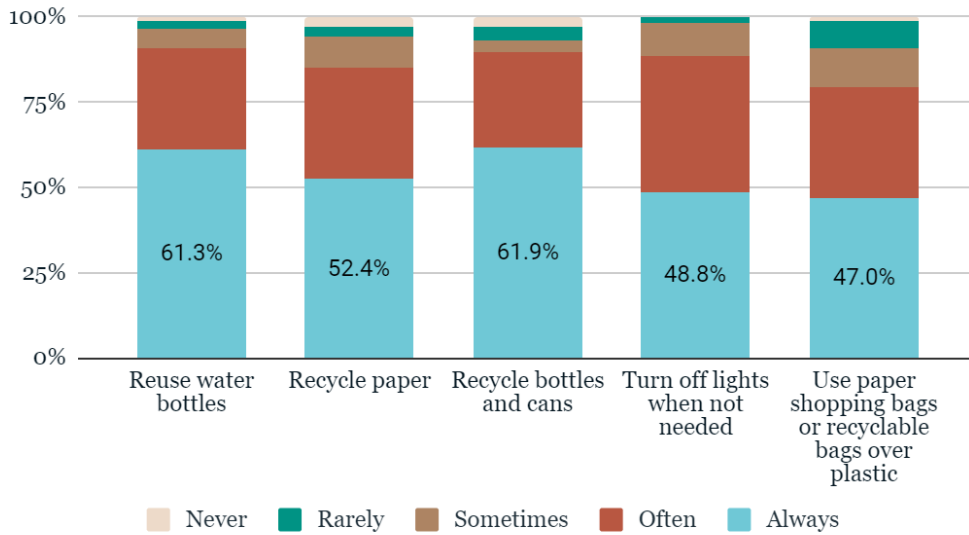
Volunteering or partnering with local organizations to support social, environmental, or economic solutions



**Question 8: Behavior - waste reduction**

How often do you engage in one of the following waste-reduction methods					
	Always	Often	Sometimes	Rarely	Never
Reusing water bottles	61.3%	29.8%	5.4%	2.4%	1.2%
Recycling paper	52.4%	32.7%	8.9%	3.0%	3.0%
Recycling bottles and cans	61.9%	28.0%	3.0%	4.2%	3.0%
Turning off lights when not needed	48.8%	39.9%	9.5%	1.8%	0.0%
Reusing shopping bags or recyclable bags over plastic	47.0%	32.1%	11.9%	7.7%	1.2%

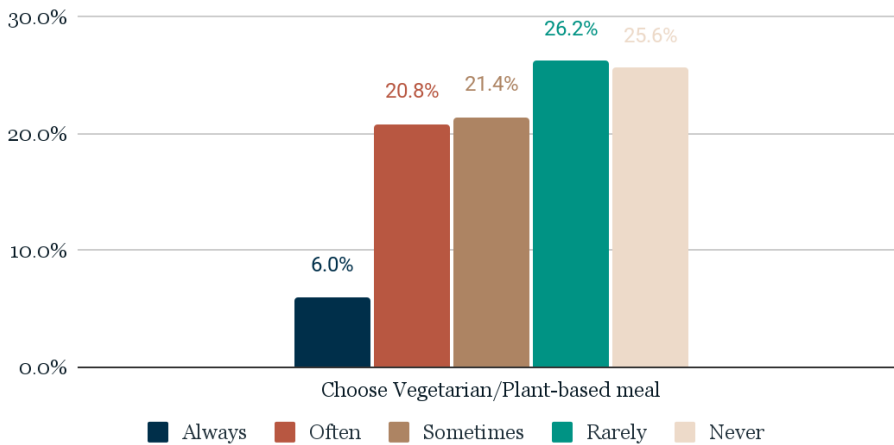
### Frequency of Waste Reduction Behavior



### Question 9: Behavior - Dietary choices

How often do you choose a vegetarian or plant-forward meal, if it is available?				
Always	Often	Sometimes	Occasionally	Never
6.0%	20.8%	21.4%	26.2%	25.6%

### Frequency of choosing a vegetarian or plant-based meal

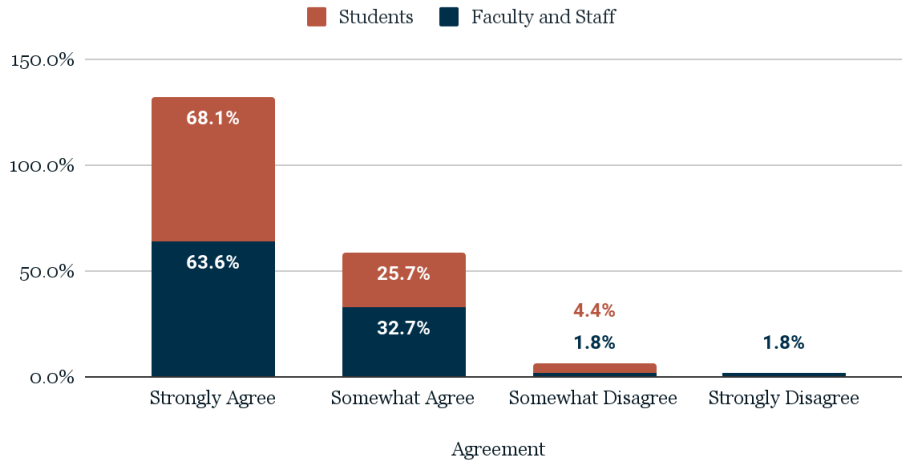


### Question 10: Belief - Sustainability at Bryant

Please indicate your agreement with the following statement:  
 "It is important to me that Bryant operates sustainably, in ways such as reducing waste, minimizing greenhouse

gas emissions, and providing sustainability programs."				
	Strongly Agree	Agree	Disagree	Strongly Disagree
Faculty/Staff	63.6%	32.7%	1.8%	1.8%
Students	68.1%	25.7%	4.4%	1.8%

It is important to me that Bryant operates sustainably, in ways such as reducing waste, minimizing greenhouse gas emissions, and providing sustainability

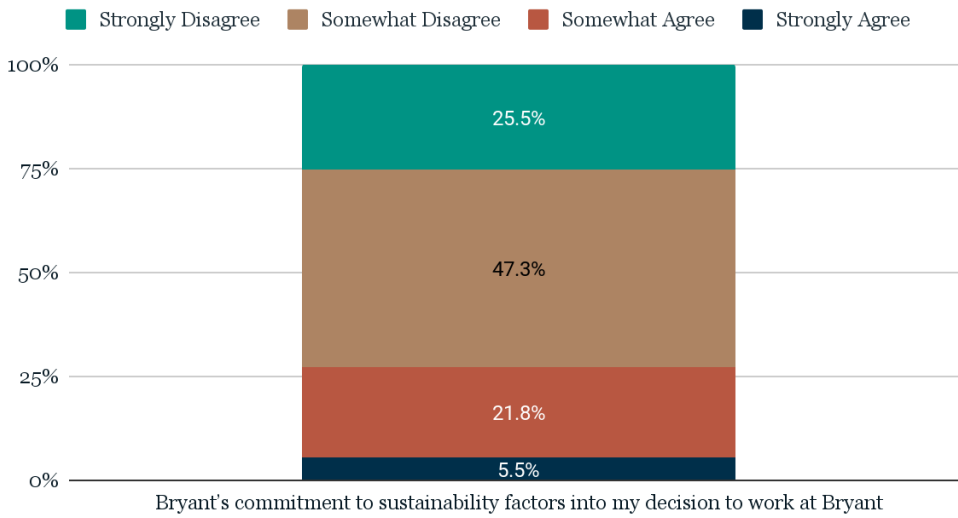


### Question 11: Belief - Sustainability at Bryant

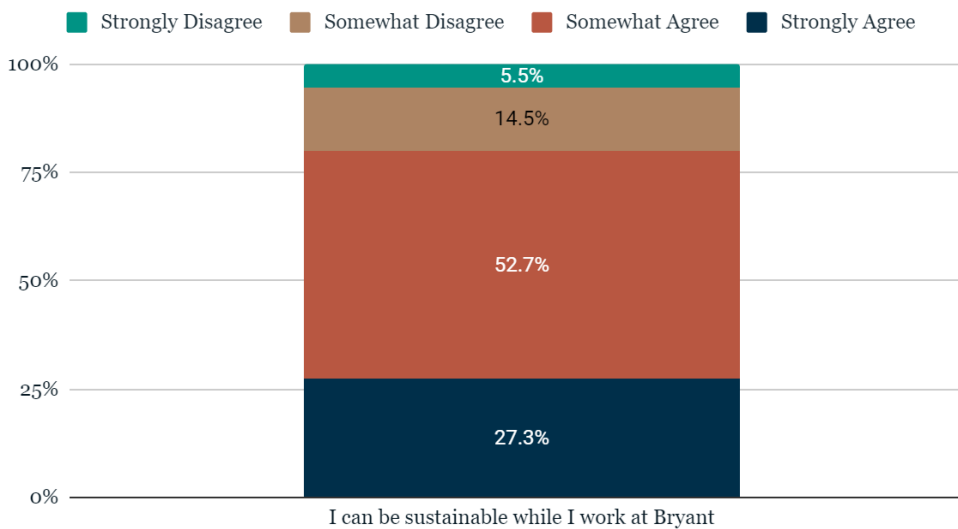
<b>Please indicate your agreement with the following statements.</b>				
<b>"Bryant's commitment to sustainability factors into my decision to work at Bryant."</b>				
	Strongly Agree	Agree	Disagree	Strongly Disagree
Faculty/Staff	5.5%	21.8%	47.3%	25.5%
<b>"I feel that I can be sustainable while I work at Bryant."</b>				
	Strongly Agree	Agree	Disagree	Strongly Disagree
Faculty/Staff	27.3%	52.7%	14.5%	5.5%



### Faculty & Staff Statements: decision to work at Bryant



### Faculty & Staff Statements: sustainability at Bryant

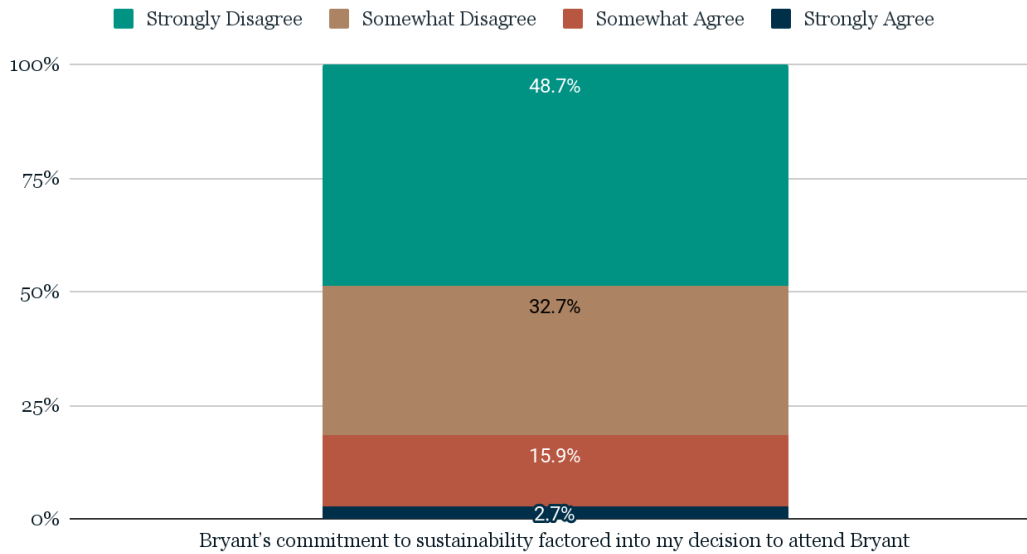


### Question 12: Belief - Sustainability at Bryant

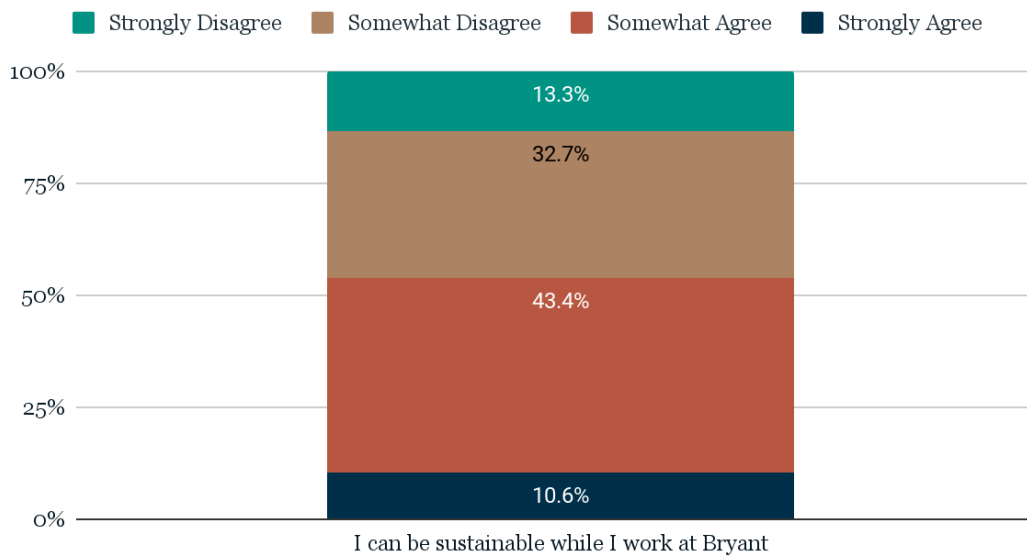
Please indicate your agreement with the following statements.				
"Bryant's commitment to sustainability factored into my decision to attend Bryant."				
	Strongly Agree	Agree	Disagree	Strongly Disagree
Students	2.7%	15.9%	32.7%	48.7%
"I feel that I can be sustainable while I attend Bryant."				

	Strongly Agree	Agree	Disagree	Strongly Disagree
Students	10.6%	43.4%	32.7%	13.3%

### Student statements: decision to attend Bryant



### Student statements: sustainability at Bryant

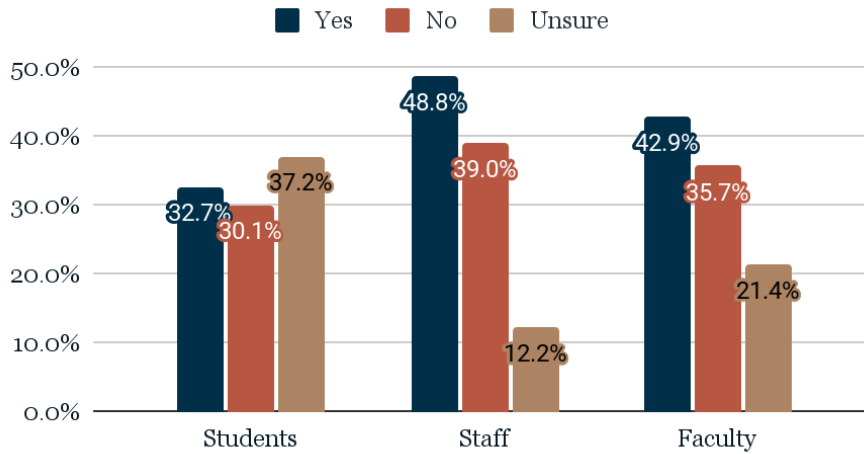


### Question 13: Engagement

I have attended at least one sustainability activity at Bryant that is for the whole community			
	Yes	No	Unsure

Faculty	42.9%	35.7%	21.4%
Staff	48.8%	39.0%	12.2%
Students	32.7%	30.1%	37.2%

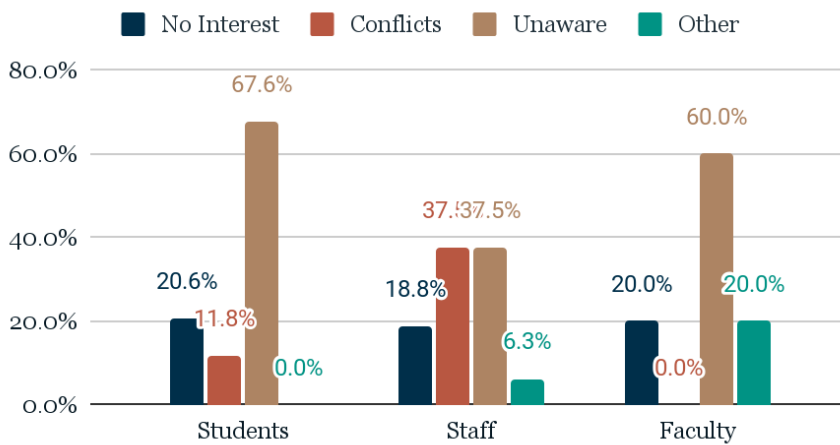
### Attended at least 1 Sustainability Community



### Question 15: Engagement

Please indicate why you may not have attended any community sustainability events.				
	No interest	Conflicts	Unaware	Other
Faculty	20.0%	0.0%	60.0%	20.0%
Staff	18.8%	37.5%	37.5%	6.3%
Students	20.6%	11.8%	67.6%	0.0%

### Reasons for not attending sustainability events



### Question 16: Belief - Sustainability Priorities

Please select 3 of the following choices for Bryant to focus its sustainability work on going forward

Minimize waste production	Sustainable food	Minimize greenhouse gas emissions	Sustainable water management	Sustainable purchasing	Social Justice	Biodiversity
86.3%	47.6%	44.6%	43.5%	39.9%	26.2%	11.9%

Please select three of the following choices for Bryant to focus its sustainability work on going forward

