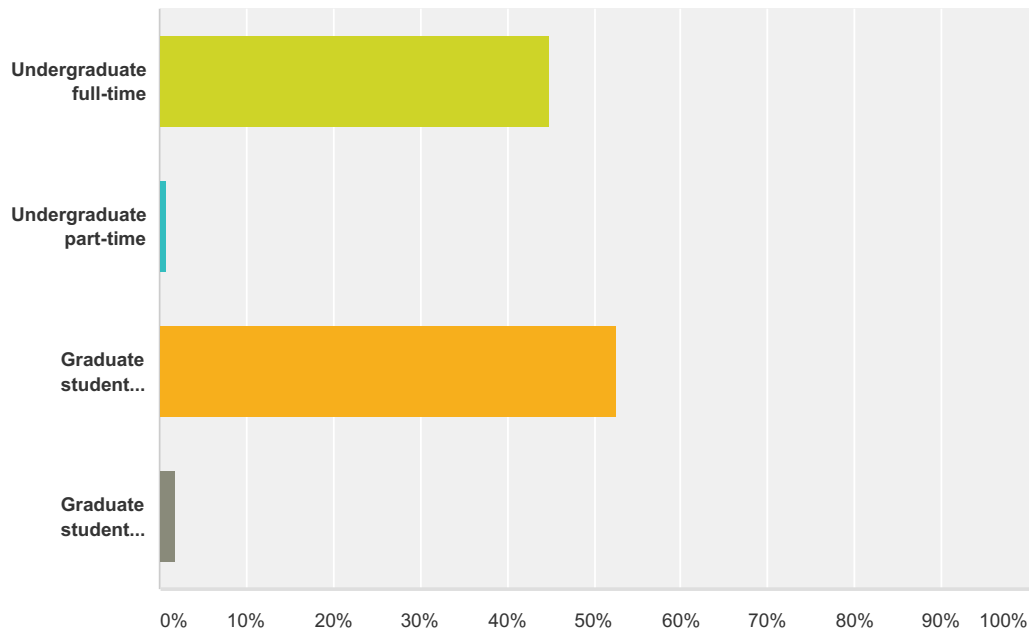


Q1 What is your student status?

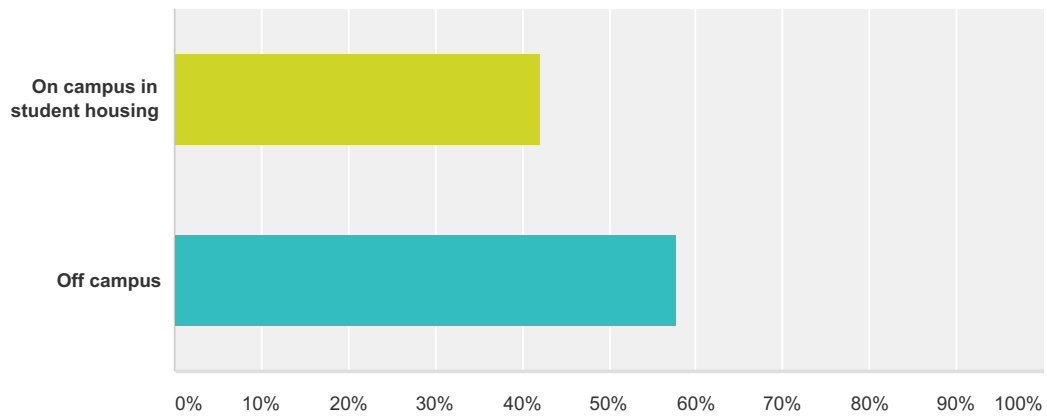
Answered: 653 Skipped: 1



Answer Choices	Responses
Undergraduate full-time	44.87% 293
Undergraduate part-time	0.77% 5
Graduate student full-time	52.53% 343
Graduate student part-time	1.84% 12
Total	653

Q2 Where do you live during the academic year?

Answered: 652 Skipped: 2



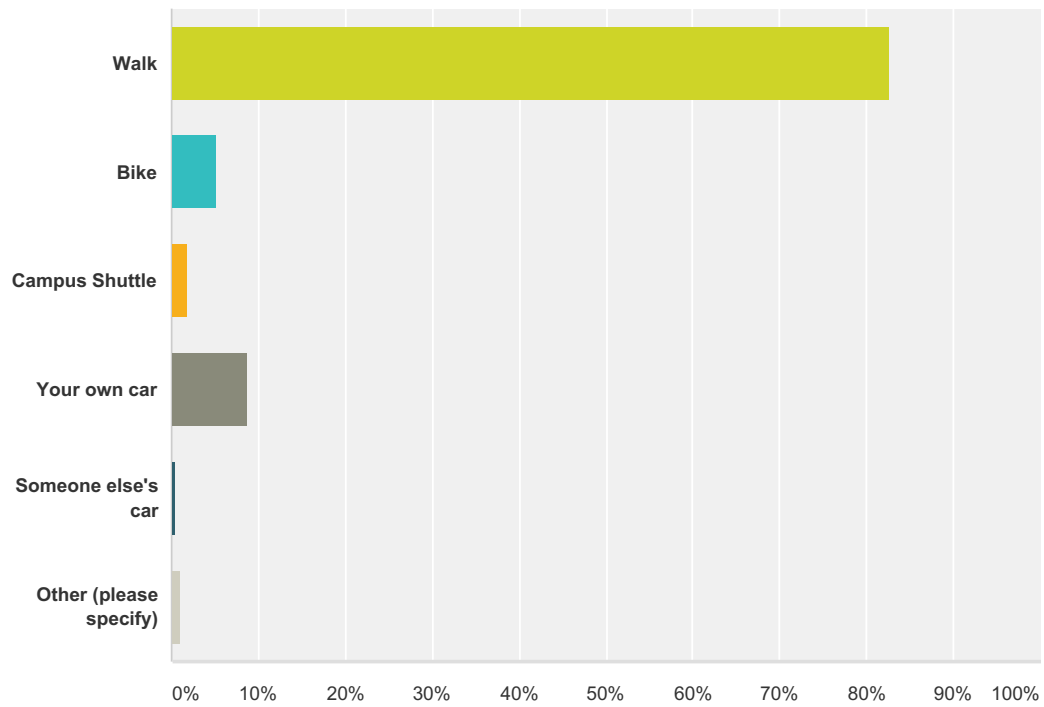
Answer Choices	Responses
On campus in student housing	42.18% 275
Off campus	57.82% 377
Total	652

Q3 If you live off campus what is your zip code?

Answered: 390 Skipped: 264

Q4 What is the primary way you move around campus?

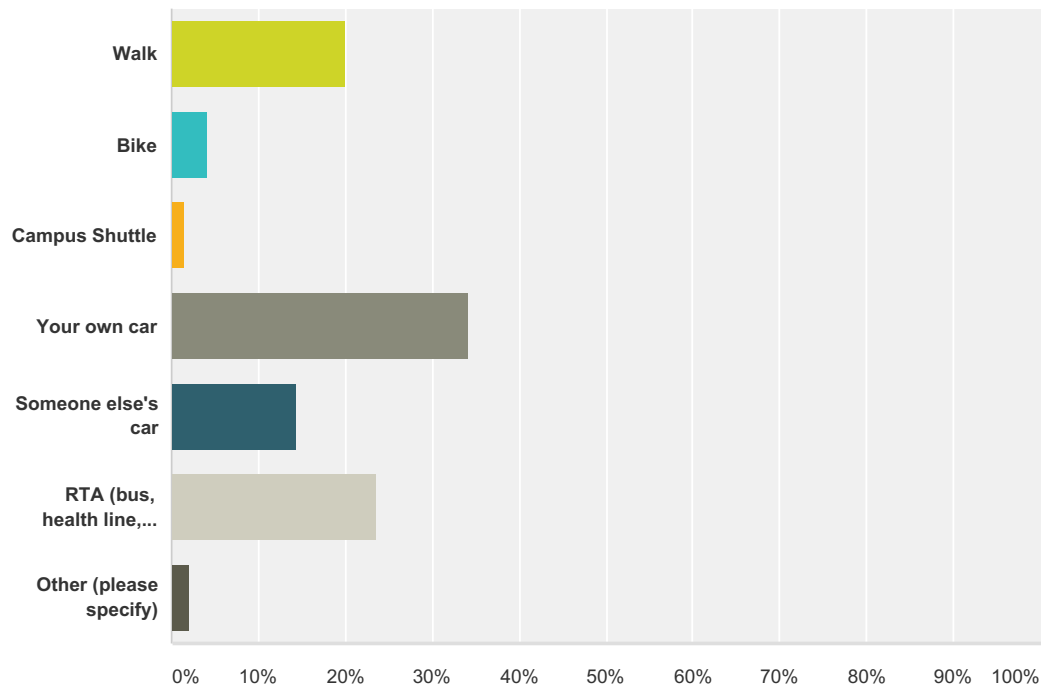
Answered: 651 Skipped: 3



Answer Choices	Responses
Walk	82.64% 538
Bike	5.22% 34
Campus Shuttle	1.84% 12
Your own car	8.76% 57
Someone else's car	0.46% 3
Other (please specify)	1.08% 7
Total	651

Q5 What is the primary way you get off campus?

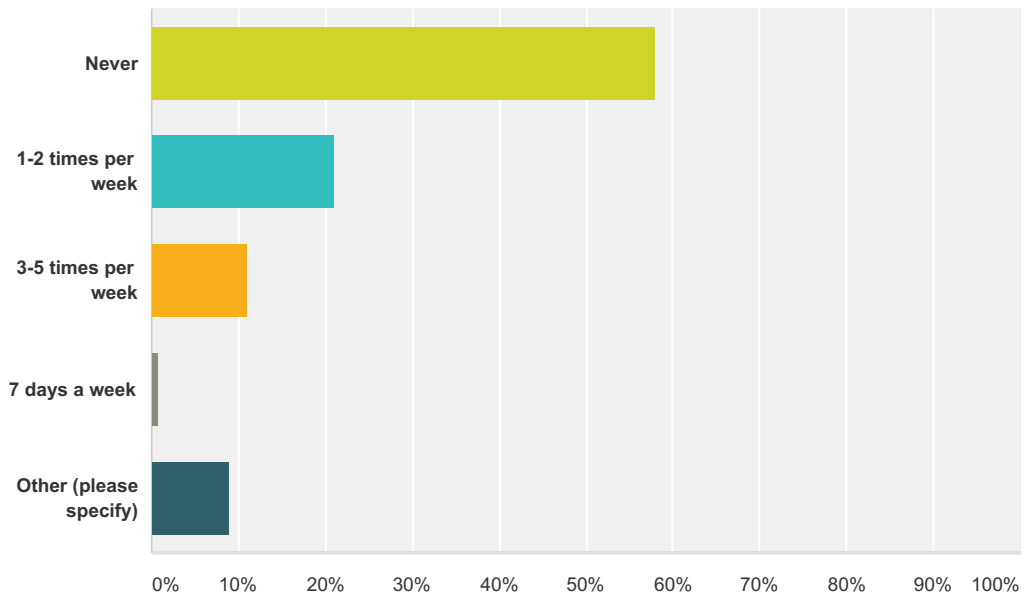
Answered: 653 Skipped: 1



Answer Choices	Responses	Count
Walk	20.06%	131
Bike	4.13%	27
Campus Shuttle	1.38%	9
Your own car	34.30%	224
Someone else's car	14.40%	94
RTA (bus, health line, rapid)	23.58%	154
Other (please specify)	2.14%	14
Total		653

Q6 How often do you take a shuttle on campus or in University Circle (Circlelink)?

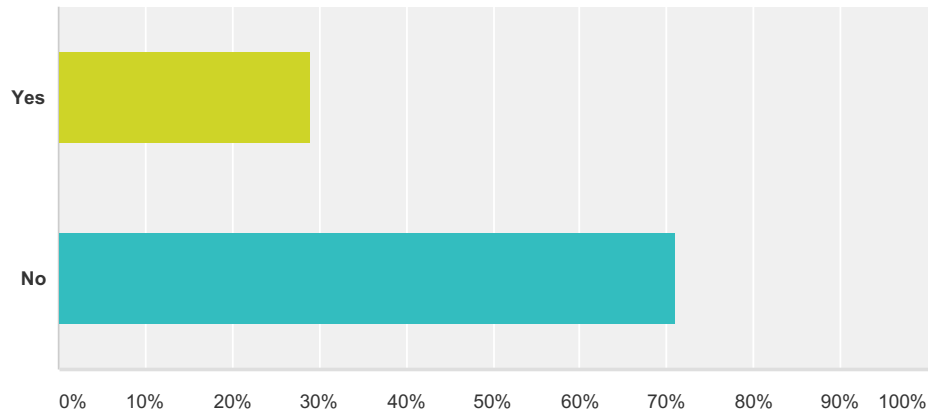
Answered: 652 Skipped: 2



Answer Choices	Responses
Never	58.13% 379
1-2 times per week	21.01% 137
3-5 times per week	11.04% 72
7 days a week	0.77% 5
Other (please specify)	9.05% 59
Total	652

Q7 Do you have a bike?

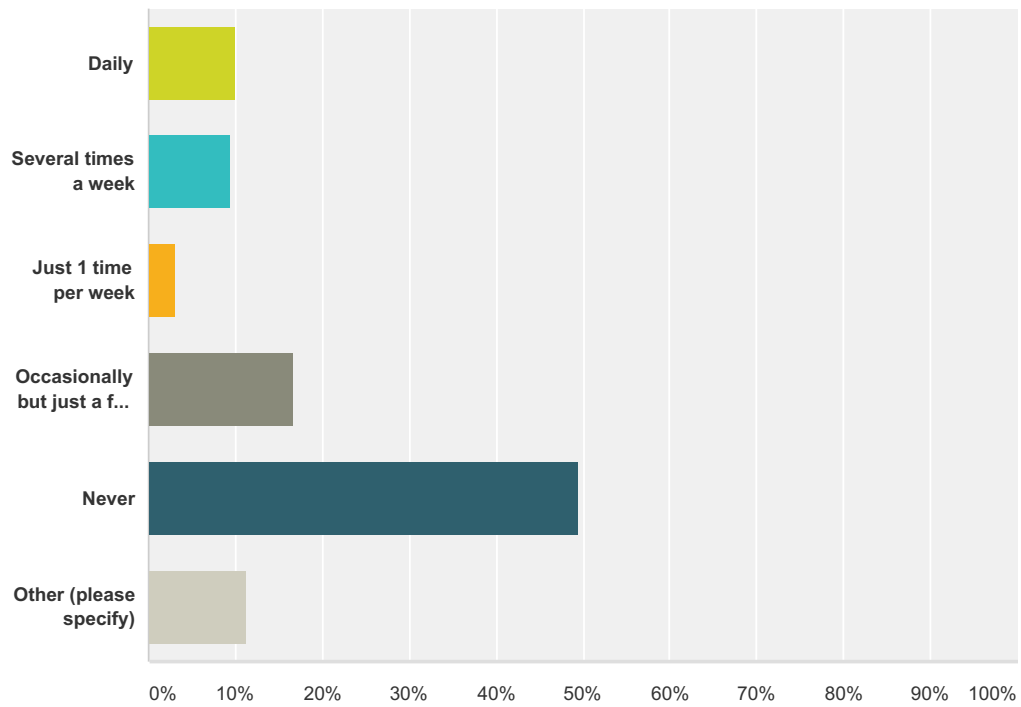
Answered: 652 Skipped: 2



Answer Choices	Responses
Yes	28.99% 189
No	71.01% 463
Total	652

Q8 If you have a bike how frequently do you ride it for transportation?

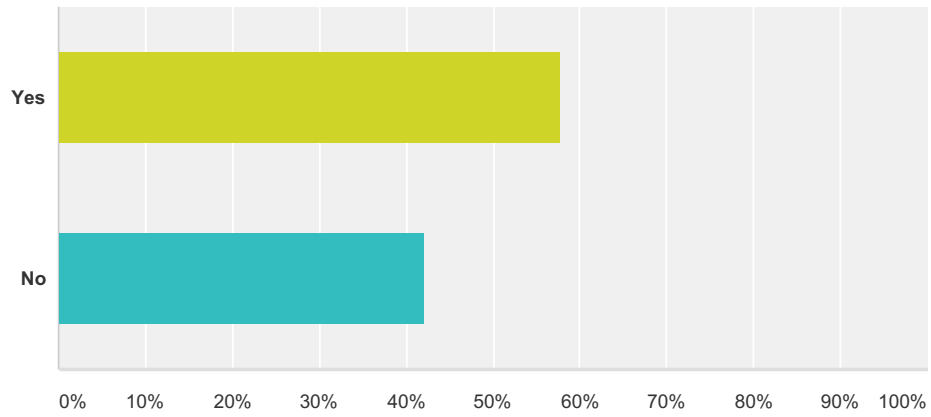
Answered: 349 Skipped: 305



Answer Choices	Responses	Count
Daily	10.03%	35
Several times a week	9.46%	33
Just 1 time per week	3.15%	11
Occasionally but just a few times a month	16.62%	58
Never	49.57%	173
Other (please specify)	11.17%	39
Total		349

Q9 Do you have a car?

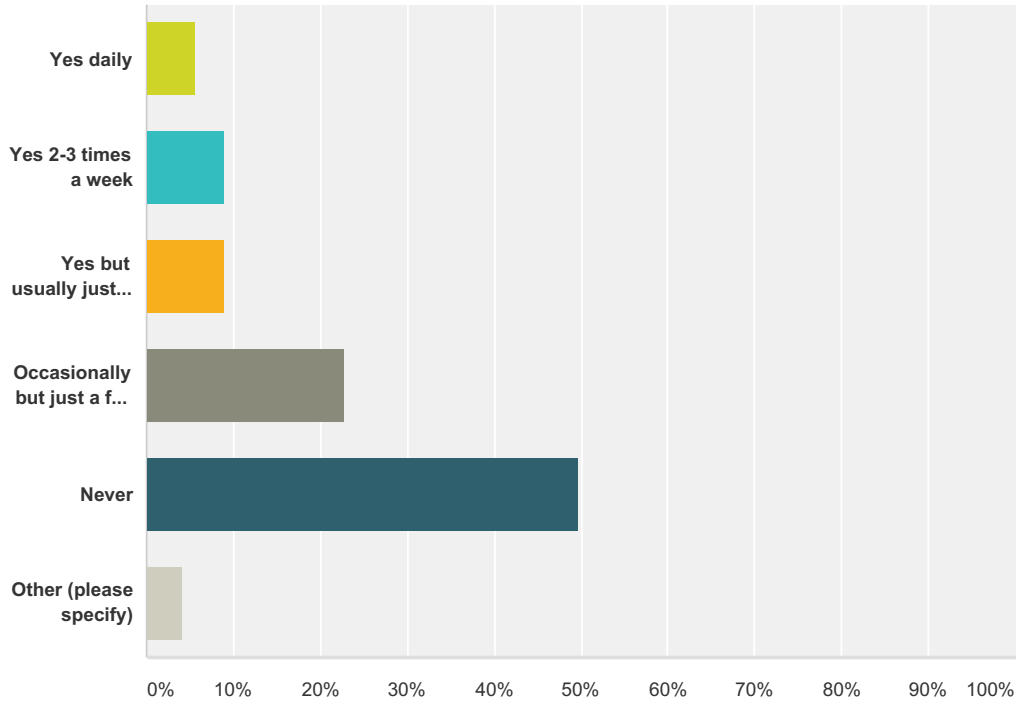
Answered: 649 Skipped: 5



Answer Choices	Responses	
Yes	57.78%	375
No	42.22%	274
Total		649

Q10 If you have a car, do you ever drive it from one side of campus to the other throughout the day?

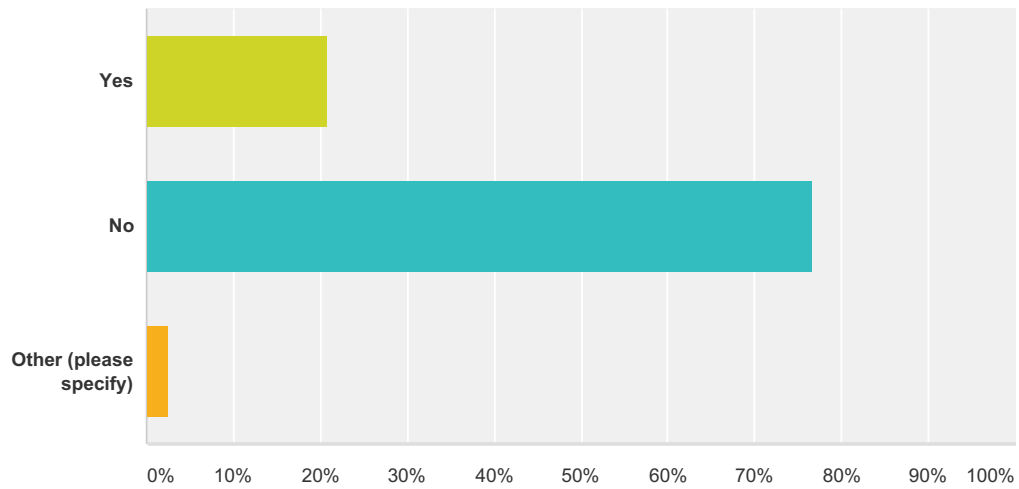
Answered: 450 Skipped: 204



Answer Choices	Responses
Yes daily	5.56% 25
Yes 2-3 times a week	8.89% 40
Yes but usually just 1 time per week	8.89% 40
Occasionally but just a few times a month	22.67% 102
Never	49.78% 224
Other (please specify)	4.22% 19
Total	450

Q11 Do you purchase a CWRU parking pass?

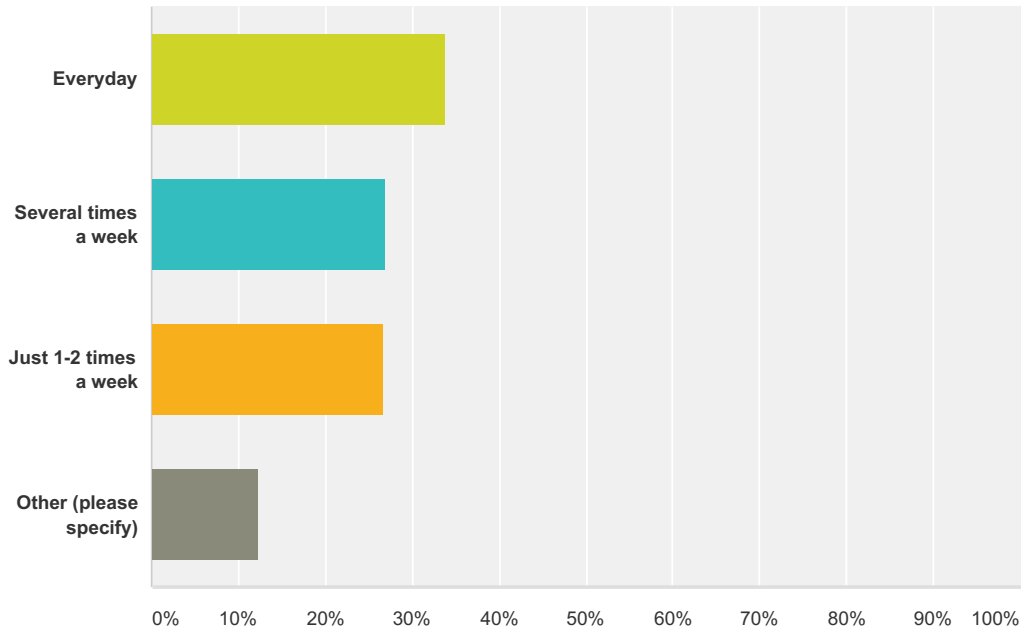
Answered: 611 Skipped: 43



Answer Choices	Responses
Yes	20.95% 128
No	76.60% 468
Other (please specify)	2.45% 15
Total	611

Q12 If you have a car how frequently do you drive it?

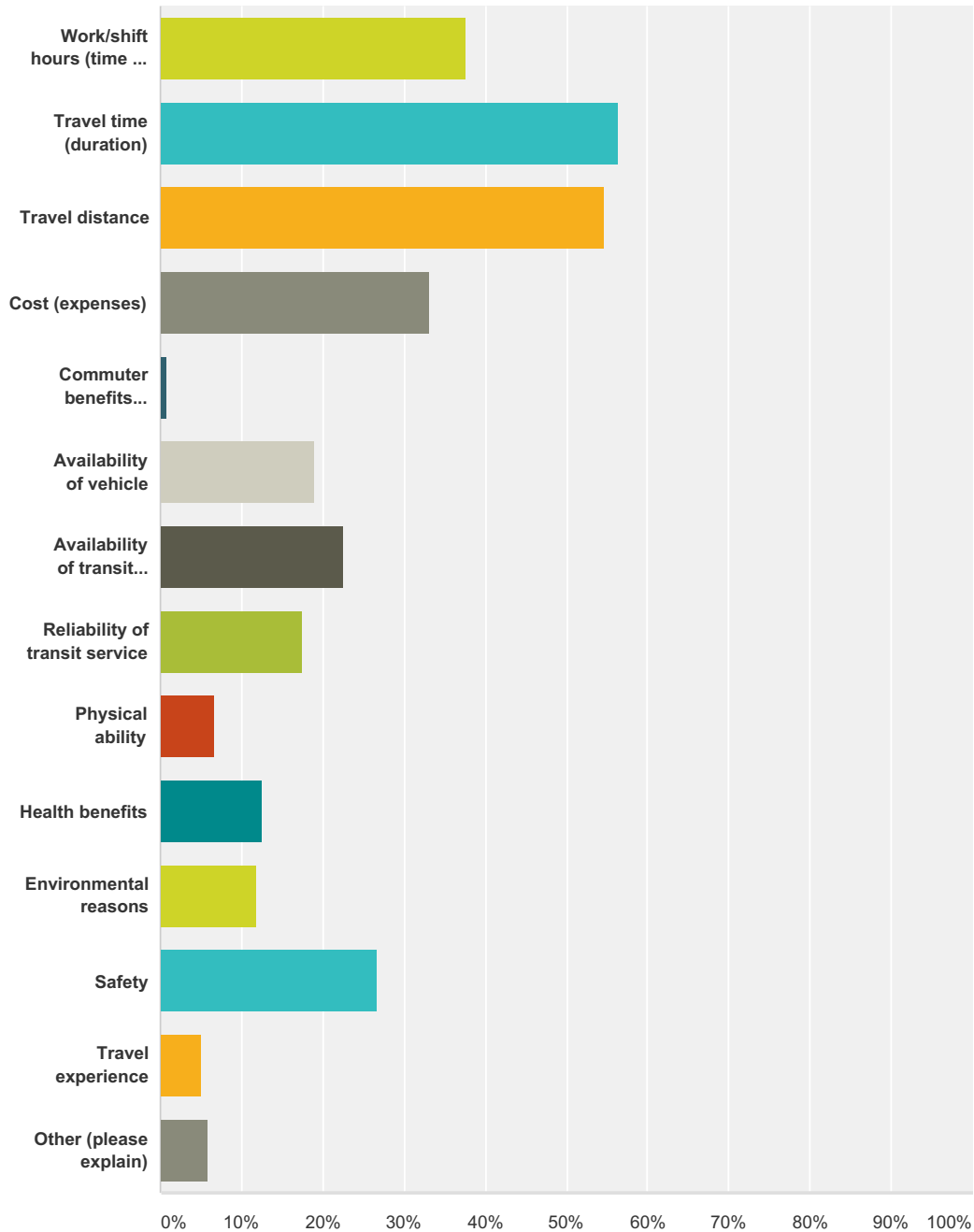
Answered: 419 Skipped: 235



Answer Choices	Responses	Count
Everyday	33.89%	142
Several times a week	26.97%	113
Just 1-2 times a week	26.73%	112
Other (please specify)	12.41%	52
Total		419

Q13 Of the options below, which 3 factors most heavily impact your decision to travel by the mode(s) you select? Please check only 3 boxes.

Answered: 652 Skipped: 2

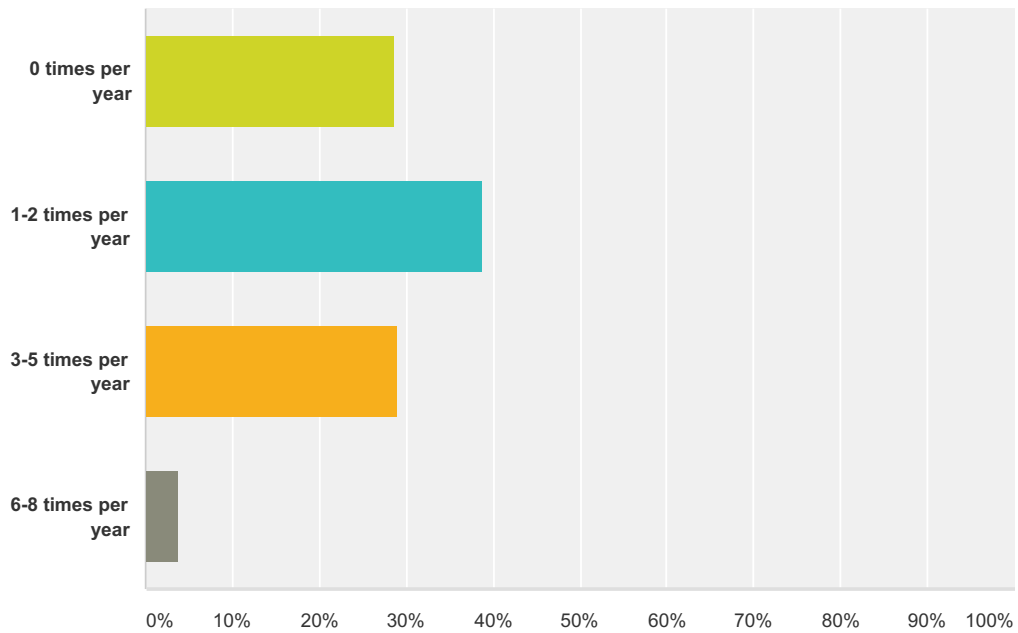


Answer Choices	Responses
Work/shift hours (time of day)	37.58% 245
Travel time (duration)	56.44% 368

Travel distance	54.60%	356
Cost (expenses)	33.13%	216
Commuter benefits provided by your employer	0.92%	6
Availability of vehicle	19.02%	124
Availability of transit service	22.55%	147
Reliability of transit service	17.48%	114
Physical ability	6.60%	43
Health benefits	12.58%	82
Environmental reasons	11.96%	78
Safety	26.69%	174
Travel experience	5.06%	33
Other (please explain)	5.83%	38
Total Respondents: 652		

Q14 How frequently do you fly home to your family or elsewhere?

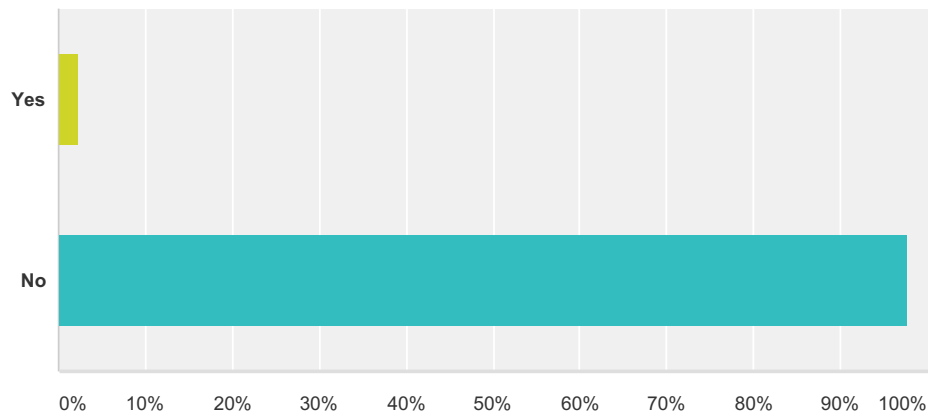
Answered: 648 Skipped: 6



Answer Choices	Responses	Count
0 times per year	28.55%	185
1-2 times per year	38.73%	251
3-5 times per year	29.01%	188
6-8 times per year	3.70%	24
Total		648

Q15 Have you ever purchased a carbon offset for your air travel?

Answered: 642 Skipped: 12



Answer Choices	Responses
Yes	2.34% 15
No	97.66% 627
Total	642

Q16 Please share any other sustainable transportation comments:

Answered: 90 Skipped: 564

Q17 Optional: Provide your name and contact information if you'd like to receive sustainability and transportation alerts and to enter the raffle for a chance to win one of the prizes listed earlier. Please note your name will be separated from your responses so your answers remain anonymous.

Answered: 562 Skipped: 92

Answer Choices	Responses	
First Name	100.00%	562
Last Name	100.00%	562
Email Address	99.47%	559
Phone Number	87.54%	492