







Whitman College & Walla Walla Transportation Guide

Walla Walla is a pedestrian- and bike-friendly community. Whitman does not recommend students bring cars to campus, and most students find they don't need one! The city and the college provide many sustainable and inexpensive transportation options that make it easy for students and visitors to get to, from, and around Walla Walla. Let's go places! →

Transportation Map

-  Route 1 Stop
-  Route 4 Stop
-  Grape Line Stop
-  Bike Share
-  Bike Shop
-  EV Charging



Biking around Walla Walla

Walla Walla is a wonderful place to bike, and Whitman's campus is conveniently located right in the middle of it all. Enjoy quick commutes across the flatlands in town—a grocery store is just a two-minute ride from the heart of campus, and downtown is just a minute or two further. For a longer ride, cruise on the trail out to Bennington Lake, or go for a spin through the wheat fields. Anywhere in Walla Walla is bikeable—even the airport is just a twenty minute ride away. Looking for an outdoor adventure? The nearby Blue Mountains offer a playground for mountain bikers. For maps and more: wallawalla.org/things-to-do/cycling

Whitman College Bike Share


You don't need to own your own bike to run errands around town, get some exercise, or take a leisurely ride. Students can check out a bike for free at the Penrose Library circulation desk any time the library is open, just like a book! Helmets and lights are also provided. whit.mn/bikeshare

Whitman College Bike Shop

Operated by the Outdoor Program, the Bike Shop is a resource for all your biking needs. Stop by and use their tools to do your own fixes for free in the company of friendly and knowledgeable shop mechanics, or drop your bike off for them to do the work for very reasonable service rates. The Bike Shop sells an assortment of parts and merchandise, as well as refurbished bikes. Mountain bikes are available to rent. whit.mn/bikeshop

Keep Your Bike Safe

Always lock your bike properly. Register your bike with the City of Walla Walla by getting a bike license. If your bike is lost or stolen, please contact Whitman Security. Bikes abandoned on campus for over a year will be refurbished and sold by the Bike Shop.



Take the bus

Walla Walla Valley Transit provides local bus service, directly serving campus with Routes 1 & 4. The main transfer station is located at N 4th Ave & Main St. Cash fare is 50¢ for fixed routes, or pay with the Token Transit app. Most buses have a bike rack! Dial-A-Ride service is available for those who qualify. valleytransit.com

If you must drive, carpool

Find a ride or take Whitties with you! Join and email rides@lists.whitman.edu

Get beyond Walla Walla

For fall and winter breaks (and spring, if enough demand), the Reid Campus Center coordinates Whitman Express Buses to/from Seattle and Portland. whit.mn/shuttle

Grape Line is a private shuttle service between Walla Walla & Pasco. With advance reservations, shuttles stop at Whitman in front of Cordiner Hall and the airport. grapeline.us

Amtrak, Greyhound, and Ben Franklin Transit offer ground transportation from Pasco.

Accessible airports include Walla Walla (ALW), Pasco/Tri-Cities (PSC), Seattle-Tacoma/Sea-Tac (SEA), and Portland (PDX).