

IUPUI, a partnership between Indiana University and Purdue University, is Indiana's urban research and academic health sciences campus. By offering a distinctive range of bachelor's, master's, professional, and Ph.D. degrees, IUPUI promotes the educational, cultural, and economic development of central Indiana and beyond through innovative collaborations, external partnerships, and a strong commitment to diversity.



ACADEMICS

17

Degree-granting schools

1<sup>ST</sup>

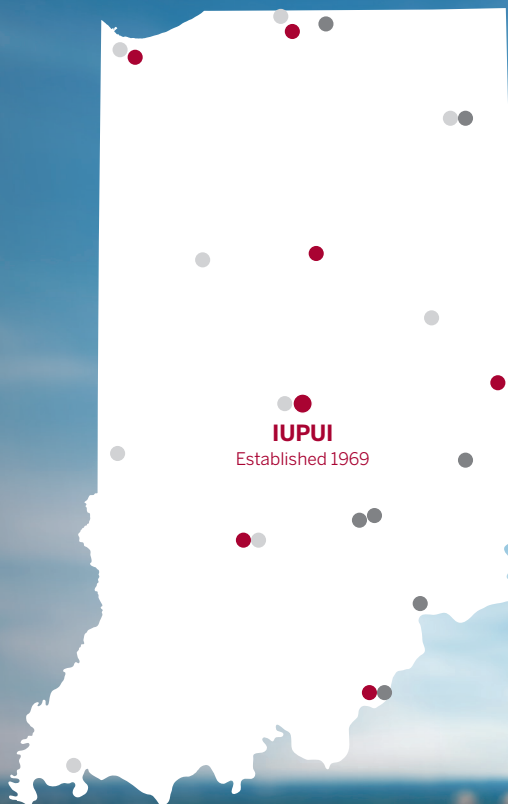
School of philanthropy in the world

7×

Winner of the Higher Education Excellence in Diversity Award

95+

Research centers



● IU campus ○ IU center ○ IU School of Medicine campus

DISCOVER  
**IUPUI**

STUDENT LIFE

500+

Organizations and clubs

18

Division I sports

10K

Square-foot fitness center

1M+

Hours of student community engagement

Find more facts at [uirr.iu.edu](http://uirr.iu.edu)

IU President: Michael A. McRobbie  
Executive VP & Chancellor:  
Nasser H. Paydar  
420 University Boulevard  
Indianapolis, Indiana 46202-4143  
317-274-5555  
[www.iupui.edu](http://www.iupui.edu)

CAMPUS

536

Acres



131

Buildings



**IUPUI**

FULFILLING *the* PROMISE

2018-2019 FACTS

# DEGREES FOR DOERS, DREAMERS, AND LEADERS

## ACADEMIC PROGRAMS

**240+**

Undergraduate **105**  
Graduate **142**

## CREDIT HOURS

**372,202**

## DEGREES AND CERTIFICATES GRANTED

**7,948**

Bachelor **4,380**  
Master and specialist **1,724**  
Doctoral **828**  
Associates **72**  
Certificate **944**

## ALUMNI AROUND THE WORLD

**205,439**

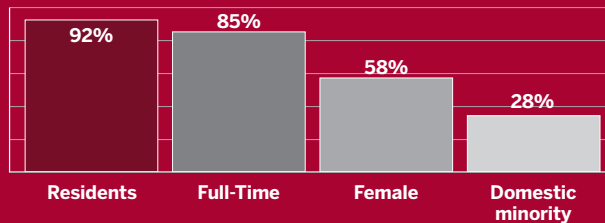
Alumni living in Indiana **138,778**  
Alumni remaining in service region **114,971**



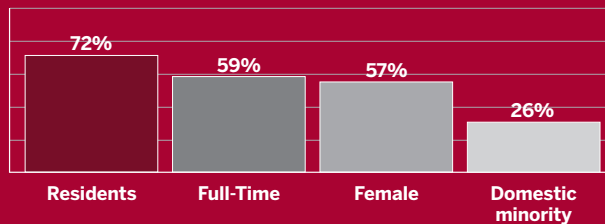
## DEGREE-SEEKING DEMOGRAPHICS

**28,710** ENROLLED

Undergraduates **20,651**



Graduates **8,059**



United States **50 + DC**  
Countries **144**  
First generation **26%**  
International **6%**  
Online **39%**

Average age undergraduate **22**  
Average age graduate **29**



## INCOMING BEGINNER PROFILE

SAT composite **1116**  
ACT composite **23**  
High school GPA **3.46**

## OUTCOME MEASURES

First-Year retention rate **72%**  
6-Year graduation rate **48%**  
4-Year graduation rate **33%**

## FINANCES

**\$1.5B** OPERATING BUDGET

**\$440M** FUNDING TOWARD RESEARCH

## FINANCIAL AID

**\$439M+** FINANCIAL AID AWARDED

**33%** BACHELOR'S DEGREE RECIPIENTS WITHOUT DEBT

## DEGREE-SEEKING UNDERGRADUATE AID

Received financial aid **80%**  
Received student loans **48%**  
Received Pell Grants **36%**  
Received 21st Century Scholarships **13%**

## TUITION AND FEES

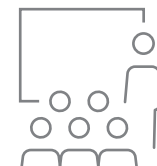
	In-State	Out-of-State
Undergraduate	<b>\$9,465.10</b>	<b>\$29,821.50</b>
Graduate	<b>\$9,662.10</b>	<b>\$24,542.10</b>
UG cost of attendance on campus	<b>\$22,537.10</b>	<b>\$42,893.50</b>
UG cost of attendance off campus	<b>\$24,135.10</b>	<b>\$44,491.50</b>

## FACULTY AND STAFF

**9,279**

Undergraduate student/faculty ratio **15:1**  
Total instructional faculty **3,699**  
Full-Time **69%**  
Female **48%**  
Minority **22%**  
Ph.D. or terminal **69%**  
Tenure **68%**

Total affiliated employees\* **15,384**  
\*Includes students and other temporary workers



## OPERATING BUDGET BREAKDOWN

- General funds
- Contracts and grants
- Medical practice funds
- Designated and other restricted
- Auxiliary enterprises

