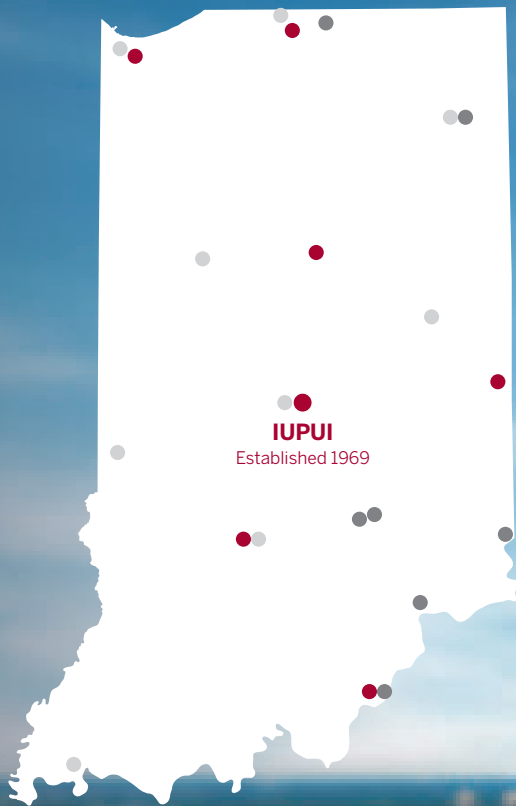


IUPUI, a partnership between Indiana University and Purdue University, is Indiana's urban research and academic health sciences campus. By offering a distinctive range of bachelor's, master's, professional, and Ph.D. degrees, IUPUI promotes the educational, cultural, and economic development of central Indiana and beyond through innovative collaborations, external partnerships, and a strong commitment to diversity.



● IU campus ● IU center ● IU School of Medicine campus

DISCOVER
IUPUI

ACADEMICS

17

Degree-granting schools

1ST

School of philanthropy in the world



7×

Winner of the Higher Education Excellence in Diversity Award

95+

Research centers

STUDENT LIFE

500+

Organizations and clubs

18

Division I sports



10K

Square-foot fitness center

1M+

Hours of student community engagement

CAMPUS

536

Acres



107

*Buildings

Find more facts at uirr.iu.edu

IU President: Michael A. McRobbie
 Executive VP & Chancellor:
 Nasser H. Paydar
 420 University Boulevard
 Indianapolis, Indiana 46202-4143
 317-274-5555
www.iupui.edu



IUPUI

FULFILLING *the* PROMISE

2019-2020 FACTS

*Facilities owned or leased by IU.

DEGREES FOR DOERS, DREAMERS, AND LEADERS

ACADEMIC PROGRAMS

240+

Undergraduate 106

Graduate 143

CREDIT HOURS

371,632

DEGREES AND CERTIFICATES GRANTED

8,129

Bachelor 4,380

Master and specialist 1,841

Doctoral 811

Associate 69

Certificate 1,028

ALUMNI AROUND THE WORLD

203,952

Alumni living in Indiana 142,908

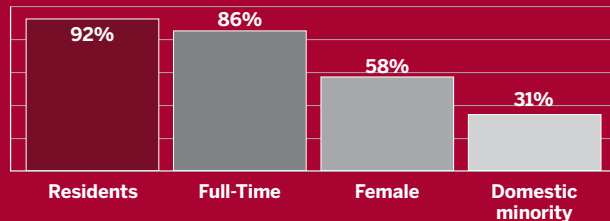
Alumni remaining in service region 118,131



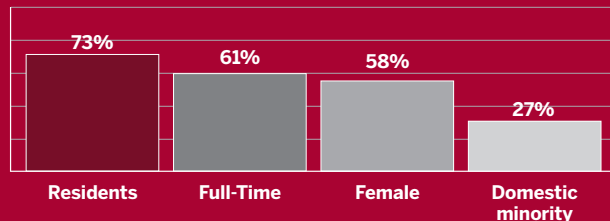
DEGREE-SEEKING DEMOGRAPHICS

28,598 ENROLLED

Undergraduates 20,500



Graduates 8,098



United States 50 + DC

Countries 143

First generation 26%

International 6%

Online 42%

Average age undergraduate 22

Average age graduate 29



INCOMING BEGINNER PROFILE

SAT composite 1111

ACT composite 22

High school GPA 3.47

OUTCOME MEASURES

First-Year retention rate 73%

6-Year graduation rate 51%

4-Year graduation rate 38%

FINANCES

\$1.6B+ OPERATING BUDGET

\$500M+ FUNDING TOWARD RESEARCH

FINANCIAL AID

\$442M+

FINANCIAL AID AWARDED

35%

BACHELOR'S DEGREE RECIPIENTS WITHOUT DEBT

DEGREE-SEEKING UNDERGRADUATE AID

Received financial aid 80%

Received student loans 45%

Received Pell Grants 36%

Received 21st Century Scholarships 13%

TUITION AND FEES

| | In-State | Out-of-State |
|----------------------------------|-------------|--------------|
| Undergraduate | \$9,701.64 | \$30,710.58 |
| Graduate | \$9,947.36 | \$25,265.36 |
| UG cost of attendance on campus | \$23,305.64 | \$44,314.58 |
| UG cost of attendance off campus | \$24,875.64 | \$45,884.58 |

FACULTY AND STAFF

9,470

Undergraduate student/faculty ratio 15:1

Total instructional faculty 3,767

Full-Time 69%

Female 48%

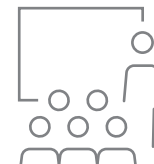
Minority 21%

Ph.D. or terminal 72%

Tenure 73%

Total affiliated employees* 16,017

*Includes students and other temporary workers



OPERATING BUDGET BREAKDOWN

- General funds
- Contracts and grants
- Medical practice funds
- Designated and other restricted
- Auxiliary enterprises

