

University

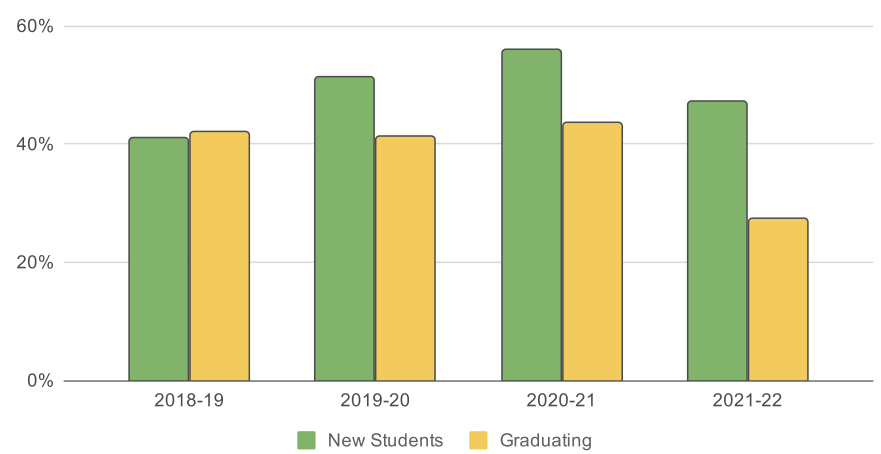
Was Cal Poly Humboldt's commitment to sustainability a reason you chose to come here?

Percentage of respondents answering 'yes':

AY	Fall	Spring
	New Students	Graduating
2018-19	41%	42%
2019-20	51%	41%
2020-21	56%	44%
2021-22	47%	27%

Was Cal Poly Humboldt's commitment to sustainability a reason you chose to come here?

Percentage of respondents answering 'yes'



University

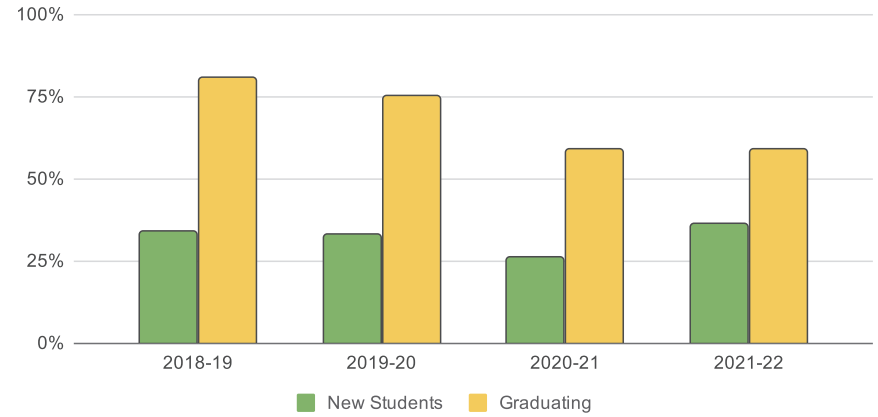
How many times have you taken classes at Cal Poly Humboldt that either explicitly focus on sustainability or touch on sustainability related topics?

More Than Once: (Percentage of respondents answering 'a few times' + 'more than five'):

	Fall	Spring
AY	New Students	Graduating
2018-19	34%	80%
2019-20	33%	75%
2020-21	26%	59%
2021-22	36%	59%

How many times have you taken classes at Cal Poly Humboldt that either explicitly focus on or touch on sustainability related topics?

Percentage of respondents answering 'a few times' or 'more than five':



University

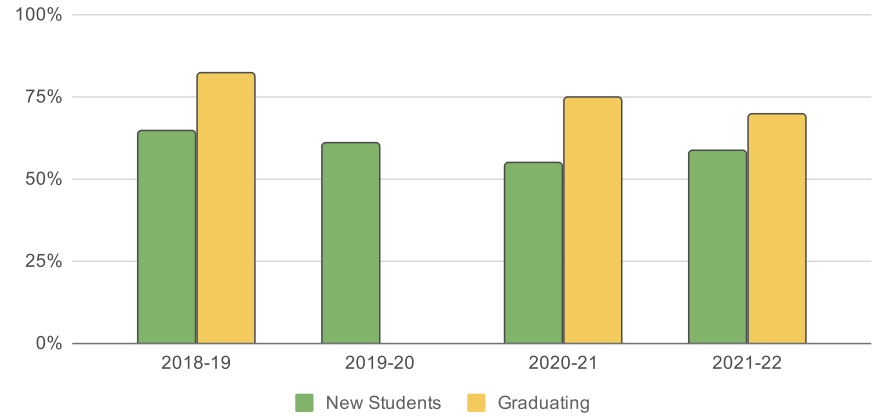
My understanding and awareness of sustainability related issues has increased since I have become a student at Cal Poly Humboldt.

Agree or Strongly Agree:

AY	Fall	Spring
	New Students	Graduating
2018-19	64%	82%
2019-20	61%	
2020-21	55%	74%
2021-22	58%	69%

My understanding and awareness of sustainability related issues has increased since I have become a student at Cal Poly Humboldt.

Percentage of respondents that 'agree' or 'strongly agree':



University

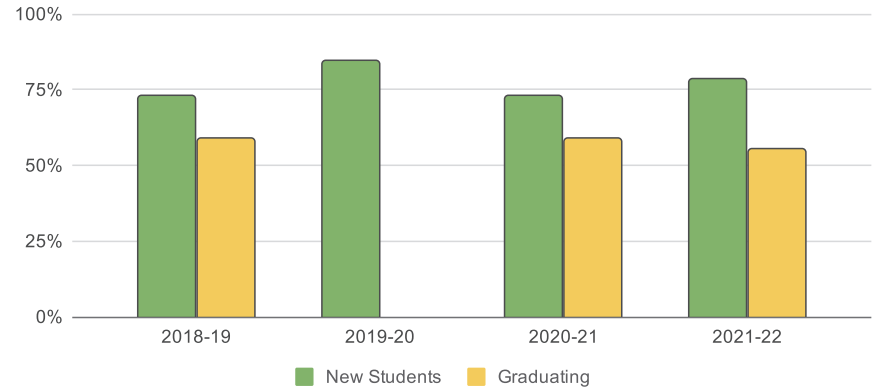
Please indicate your level of agreement with the following statement: I feel that Cal Poly Humboldt is doing a good job of modeling sustainability in its daily operations (for example, water and energy conservation, exemplary recycling program, environmental and social awareness).

Agree or Strongly Agree:

	Fall	Spring
AY	New Students	Graduating
2018-19	73%	59%
2019-20	85%	
2020-21	73%	59%
2021-22	78%	55%

I feel that Cal Poly Humboldt is doing a good job of modeling sustainability in its daily operations (for example, water and energy conservation, exemplary recycling program, environmental and social awareness):

Percentage of respondents that 'agree' or 'strongly agree':

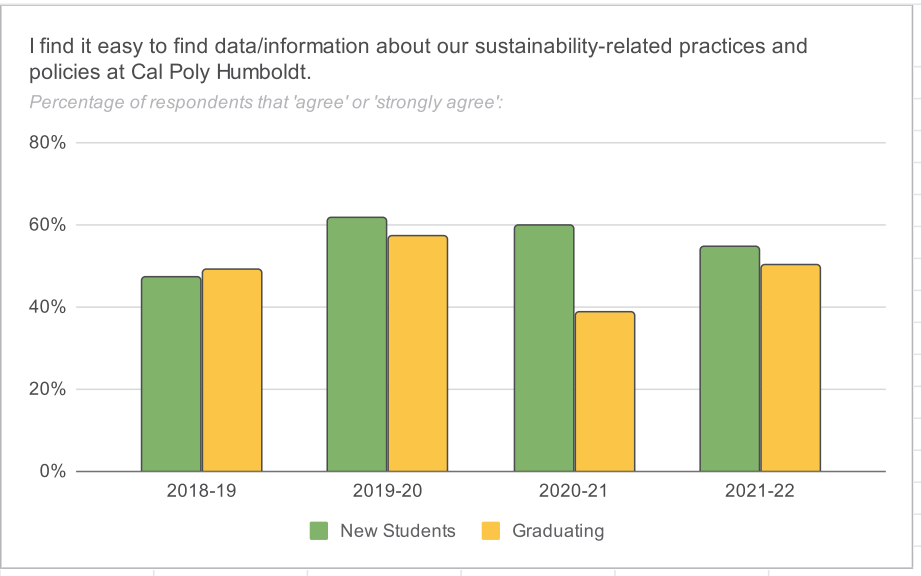


University

I find it easy to find data/information about our sustainability-related practices and policies here at Cal Poly Humboldt:

Agree or Strongly Agree:

	Fall	Spring
AY	New Students	Graduating
2018-19	47%	49%
2019-20	61%	57%
2020-21	60%	38%
2021-22	54%	50%



University

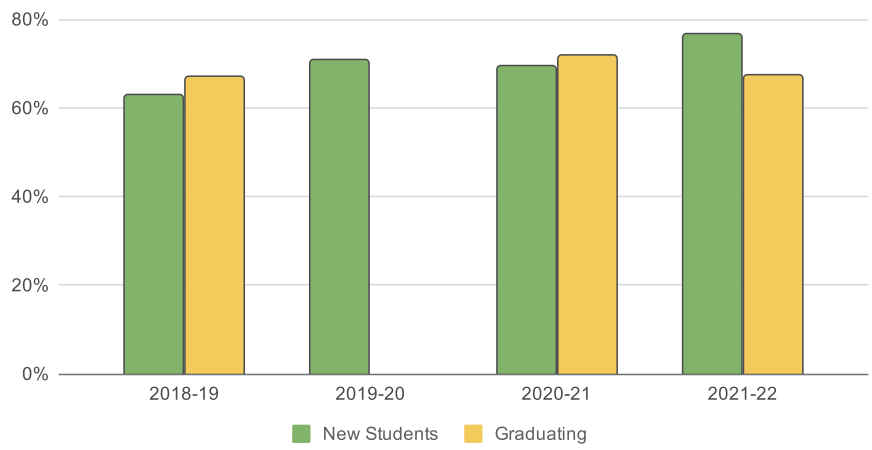
Please indicate your level of agreement with the following statement: I would prefer more sustainability-related content in my courses.

Agree or Strongly Agree:

AY	Fall	Spring
	New Students	Graduating
2018-19	63%	67%
2019-20	71%	
2020-21	69%	72%
2021-22	77%	67%

I would prefer more sustainability-related content in my courses.

Percentage of respondents that 'agree' or 'strongly agree':



Cultural

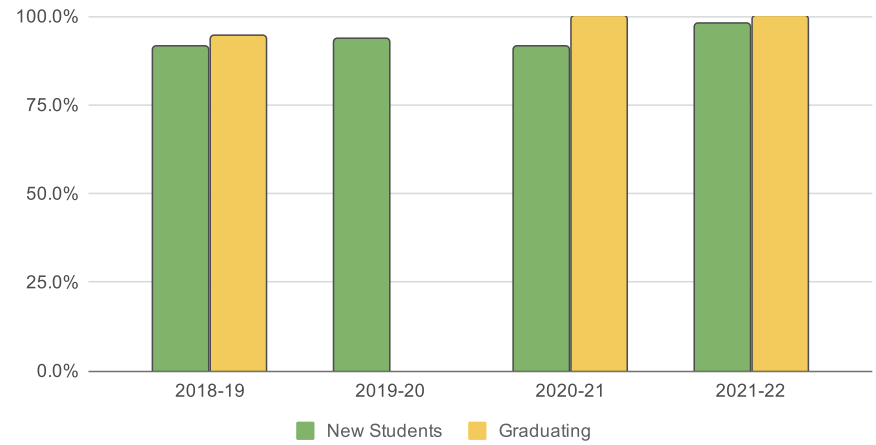
Please indicate your level of agreement with the following statement: I think that universities should be sustainability role models in their daily operations (for example, water and energy conservation, exemplary recycling program, environmental and social issues awareness).

Agree or Strongly Agree:

	Fall	Spring
AY	New Students	Graduating
2018-19	91.6%	94.7%
2019-20	93.8%	
2020-21	91.3%	100.0%
2021-22	98.1%	100%

I think that universities should be sustainability role models in their daily operations.

Percentage of respondents that 'agree' or 'strongly agree':



Cultural

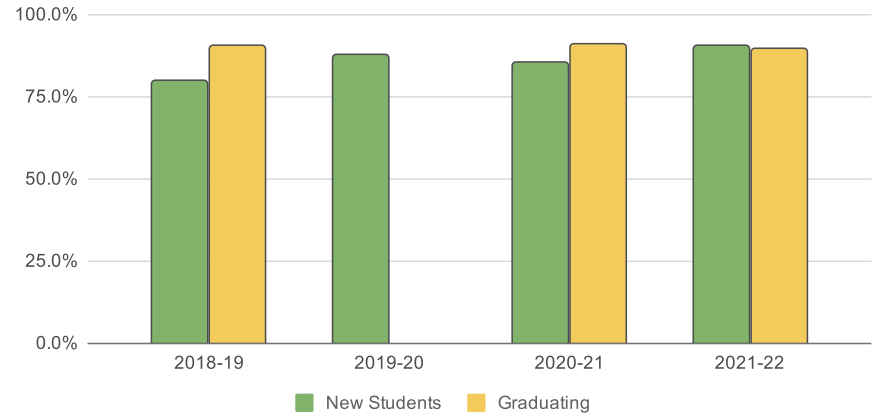
Please indicate which of the following statements best describes your level of interest in sustainability

Percentage of respondents with a 'passion for' or 'considerable interest in' sustainability:

		Fall	Spring
	AY	New Students	Graduating
	2018-19	79.8%	90.4%
	2019-20	87.5%	
	2020-21	85.3%	90.9%
	2021-22	90.3%	89%

Please indicate which of the following statements best describes your level of interest in sustainability.

Percentage of respondents with a 'passion for' or 'considerable interest in' sustainability:



Cultural

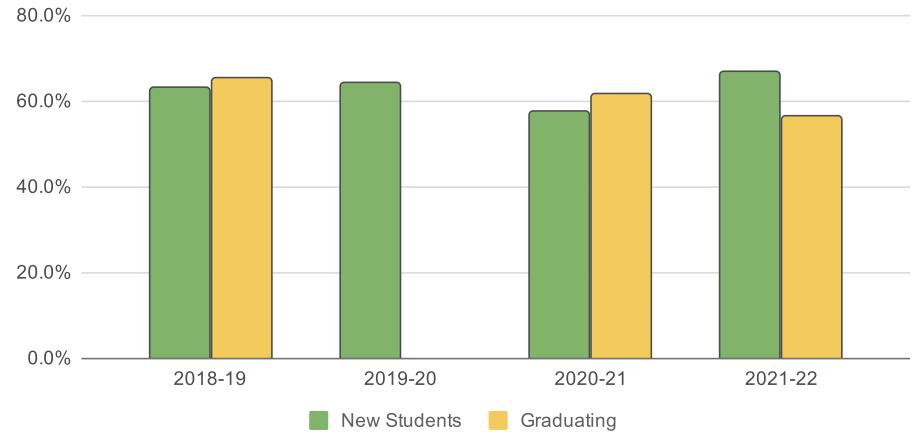
Please indicate the degree of importance you place on the following sustainability issues: Minimizing carbon emissions from transportation

Very Important:

	Fall	Spring
AY	New Students	Graduating
2018-19	62.9%	65.4%
2019-20	64.2%	65.4%
2020-21	57.6%	61.4%
2021-22	66.7%	56%

Please indicate the degree of importance you place on the following sustainability issue: Minimizing carbon emissions from transportation.

Percentage of respondents answering 'very important':



Cultural

Please indicate how often you engage in the following activities: use a reusable water bottle, coffee container, etc.

Always:

	Fall	Spring
AY	New Students	Graduating
2018-19	56.3%	56.7%
2019-20		
2020-21	67.4%	65.9%
2021-22	71.9%	58%

Please indicate how often you engage in the following activity: use a reusable water bottle, coffee container, etc.

Percentage of respondents answering 'always':

