



CONSTRUCTION WASTE MANAGEMENT PROGRAM
PA SITE CONTRACTORS - MUHLENBERG COLLEGE
 RECYCLING PROGRESS REPORT

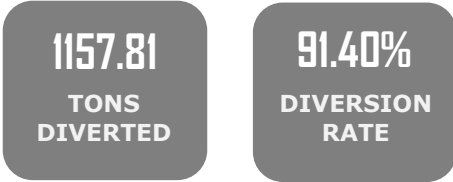
Basic Information

Company PA Site Contractors Inc
Project Name Muhlenberg College
Project Address 2310 Chew St
 Allentown, PA
Report Period Start - November, 2022
Report Date 11/9/2022
Estimated SqFt 30,000

Contacts

Name	Company	Information
Nikki Denning	Revolution Recovery LLC	215-333-6505 nikki@revolutionrecovery.com
Kory Noggle	PA Site Contractors Inc	610-737-0848 knoggle@pasiteco.com
Jeremy Temos	Whiting Turner	610-972-6276 Jeremy.Temos@whiting-turner.com

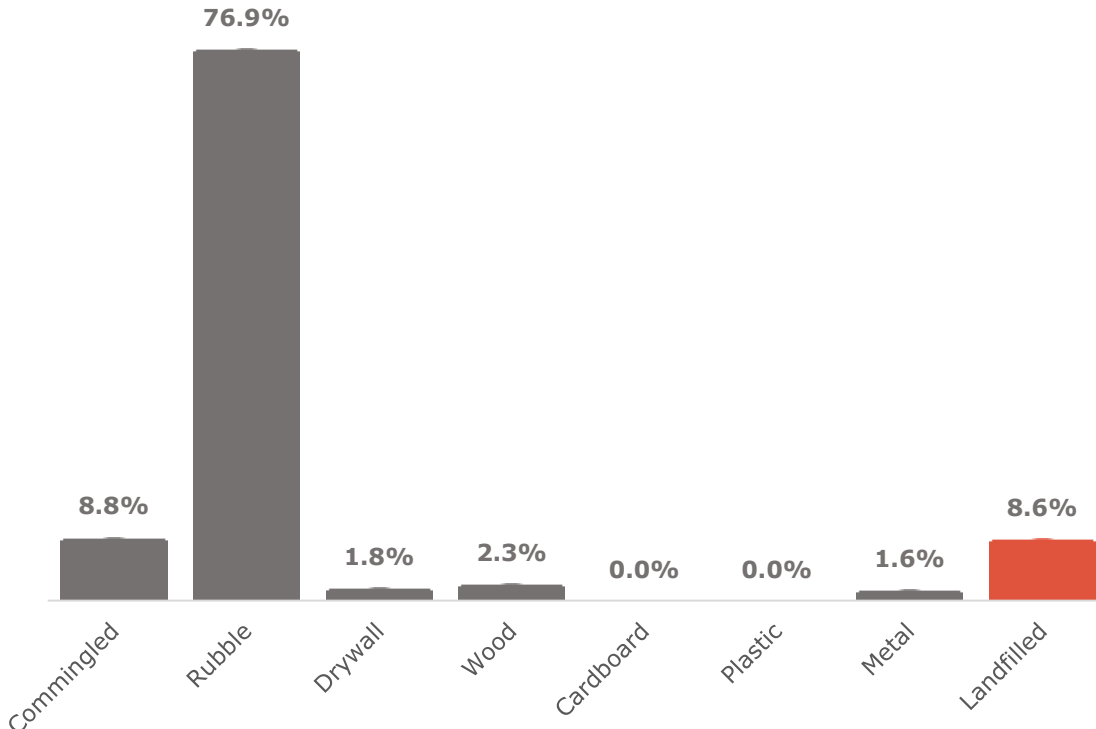
Diversion Totals



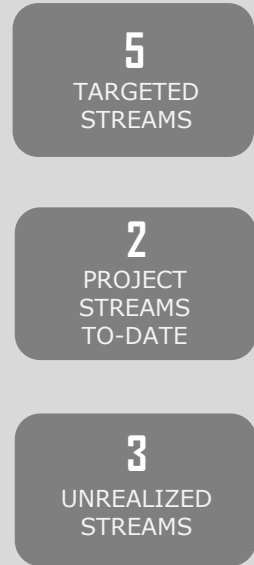
Project Description

The Muhlenberg College project is seeking LEED® for New Construction certification from the US Green Building Council. A job-site recycling program is being implemented with a goal of diverting more than 75% of the project's waste from landfills, via a minimum of 5 distinct material streams, each representing at least 5% of the total project waste.

Diverted Materials (% of Total Waste) vs. Landfilled



MATERIAL STREAMS



*Project streams are counted when they reach 5% of total project waste.



Project Totals

Material	Material Stream Type	Total Waste (tons)	Diverted Waste (tons)	Percent Diverted (%)	Waste to Landfill (tons)
Commingled	Recycled - Commingled	220.54	111.65	50.63%	108.89
Rubble	Recycled - Source Separated	974.53	974.53	100.00%	0.00
Drywall	Recycled - Source Separated	22.51	22.51	100.00%	0.00
Wood	Recycled - Source Separated	29.46	29.46	100.00%	0.00
Cardboard	Recycled - Source Separated	0.00	0.00	0.00%	0.00
Plastic	Recycled - Source Separated	0.00	0.00	0.00%	0.00
Metal	Recycled - Source Separated	19.66	19.66	100.00%	0.00
Total		1,266.70	1157.81	91.40%	108.89

October, 2022 Totals

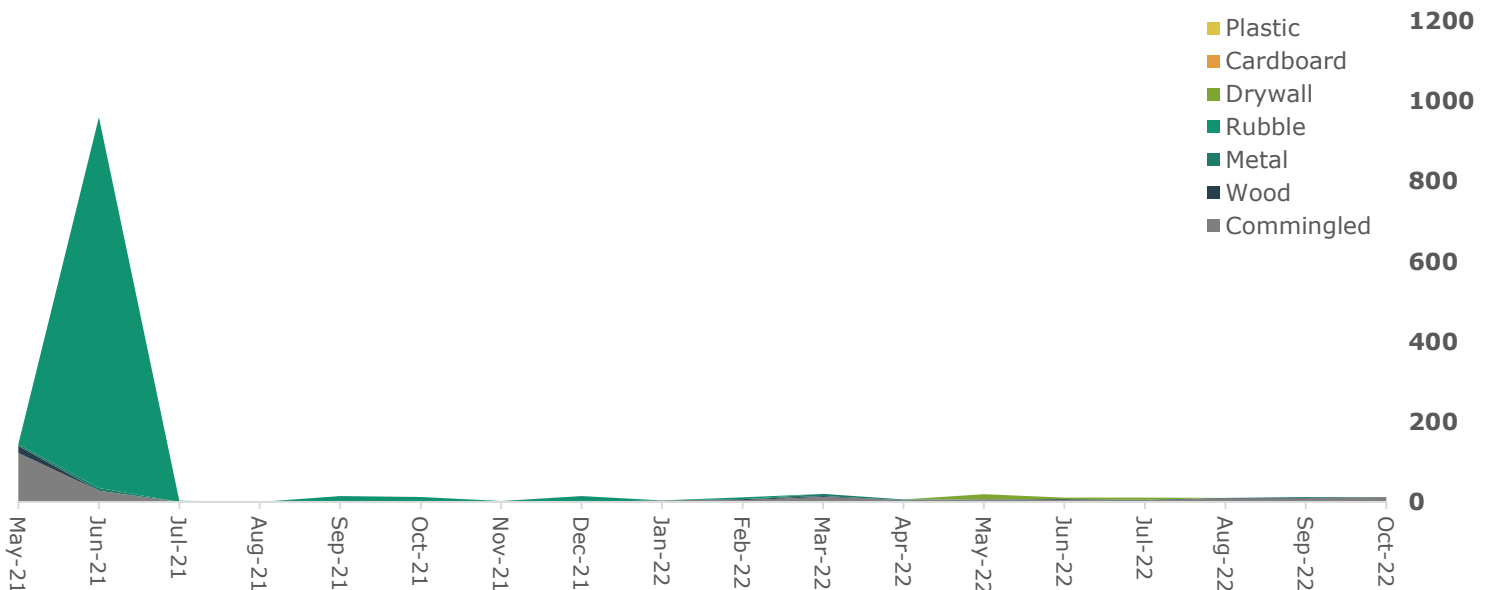
Material	Total Waste (tons)	Diverted Waste (tons)	Percent Diverted (%)	Waste to Landfill (tons)
Commingled	12.27	6.16	50.17%	6.11
Rubble	0.00	0.00	0.00%	0.00
Drywall	0.00	0.00	0.00%	0.00
Wood	0.00	0.00	0.00%	0.00
Cardboard	0.00	0.00	0.00%	0.00
Plastic	0.00	0.00	0.00%	0.00
Metal	0.00	0.00	0.00%	0.00
Total	12.27	6.16	50.17%	6.11

TOTAL PROJECT POUNDS per SQFT

84.45

POUNDS/SQFT PRODUCED

Materials Received (tons/month)






Material Handling Specifications



Wood: Wood was source-separated, cleaned and consolidated locally, and hauled to a processor where it was ground into mulch and compost products.



Cardboard: Cardboard was source-separated, consolidated and baled locally, and shipped to a processor to be manufactured into new paper products.



Drywall: Drywall was source-separated, consolidated locally, and sent to a processor. Paper was screened off and used for animal bedding. Gypsum was processed into soil amendment and conditioner.



Rubble: Rubble (brick, block, concrete, masonry etc.) was source-separated, hauled to a quarry, and processed (crushed and screened) into a variety of fill products (backfill, road-base etc.)



Metal: Metal was source-separated, consolidated and baled locally, and hauled to a processor. It was shredded and cleaned before being sent to a mill to be recycled into new metal products.



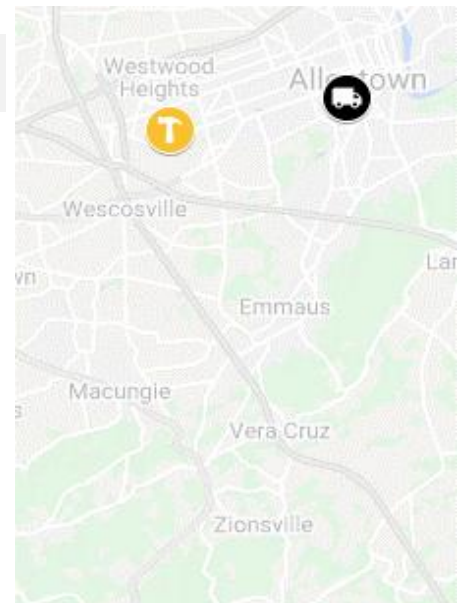
Plastic: Plastics were commingled with other debris on-site, separated and baled at Revolution Recovery, and sent to a processor to be manufactured into recycled plastic products.

Commingled: Commingled material was brought to a material reclamation facility. Materials listed above were recovered (separated and processed) from the commingled loads via manual and automated sorting. Per LEED, the project can use the facility's average annual recycling rate to estimate the quantity of material recovered from commingled loads during the following year. Rates for facilities that received project waste are listed below.

Average Annual Recycling Rates

Facility	Address	2021	2022
Revolution Recovery	7333 Milnor Street Philadelphia PA	50.28%	51.71%
Revolution Recovery Delaware	1101 Lambson Ln New Castle, DE	52.44%	55.16%
Revolution Recovery Lehigh Valley	644 S 10th St Allentown, PA	50.84%	50.17%

Project Site Map





Service History

Service Date	Material	Total Weight	Recovered Weight	Landfilled Weight	Facility	Rate	Ticket Number
5/20/2021	Commingled	20.71	10.53	10.18	Revolution Recovery Lehigh Valley	50.84%	74951
5/20/2021	Wood	5.23	5.23	0.00	Revolution Recovery Lehigh Valley	100.00%	74993
5/20/2021	Wood	7.68	7.68	0.00	Revolution Recovery Lehigh Valley	100.00%	75023
5/21/2021	Commingled	7.36	3.74	3.62	Revolution Recovery Lehigh Valley	50.84%	75141
5/21/2021	Wood	4.66	4.66	0.00	Revolution Recovery Lehigh Valley	100.00%	75176
5/25/2021	Commingled	9.09	4.62	4.47	Revolution Recovery Lehigh Valley	50.84%	75420
5/25/2021	Metal	1.39	1.39	0.00	E Schneider & Sons	100.00%	192478
5/25/2021	Metal	2.95	2.95	0.00	E Schneider & Sons	100.00%	192479
5/26/2021	Commingled	7.23	3.68	3.55	Revolution Recovery Lehigh Valley	50.84%	75604
5/26/2021	Commingled	11.96	6.08	5.88	Revolution Recovery Lehigh Valley	50.84%	75642
5/26/2021	Commingled	10.08	5.12	4.96	Revolution Recovery Lehigh Valley	50.84%	75678
5/27/2021	Commingled	11.70	5.95	5.75	Revolution Recovery Lehigh Valley	50.84%	75707
5/27/2021	Commingled	11.98	6.09	5.89	Revolution Recovery Lehigh Valley	50.84%	75744
5/27/2021	Commingled	18.20	9.25	8.95	Revolution Recovery Lehigh Valley	50.84%	75790
5/27/2021	Commingled	13.97	7.10	6.87	Revolution Recovery Lehigh Valley	50.84%	75835
6/1/2021	Commingled	14.49	7.37	7.12	Revolution Recovery Lehigh Valley	50.84%	76138
6/1/2021	Metal	6.62	6.62	0.00	E Schneider & Sons	100.00%	192506
6/2/2021	Commingled	13.50	6.86	6.64	Revolution Recovery Lehigh Valley	50.84%	76297
6/2/2021	Rubble	23.04	23.04	0.00	Total Recycling Resources	100.00%	28284
6/2/2021	Rubble	21.97	21.97	0.00	Total Recycling Resources	100.00%	28290
6/2/2021	Rubble	22.65	22.65	0.00	Total Recycling Resources	100.00%	28305
6/2/2021	Rubble	21.92	21.92	0.00	Total Recycling Resources	100.00%	28308
6/2/2021	Rubble	22.76	22.76	0.00	Total Recycling Resources	100.00%	28317
6/2/2021	Rubble	21.52	21.52	0.00	Total Recycling Resources	100.00%	28318
6/2/2021	Rubble	23.69	23.69	0.00	Total Recycling Resources	100.00%	28321
6/2/2021	Rubble	22.04	22.04	0.00	Total Recycling Resources	100.00%	28329
6/2/2021	Rubble	22.86	22.86	0.00	Total Recycling Resources	100.00%	28334



6/2/2021	Rubble	21.38	21.38	0.00	Total Recycling Resources	100.00%	28335
6/2/2021	Rubble	22.17	22.17	0.00	Total Recycling Resources	100.00%	28346
6/2/2021	Rubble	21.02	21.02	0.00	Total Recycling Resources	100.00%	28349
6/2/2021	Rubble	23.36	23.36	0.00	Total Recycling Resources	100.00%	28361
6/3/2021	Rubble	23.00	23.00	0.00	Total Recycling Resources	100.00%	28363
6/3/2021	Rubble	21.82	21.82	0.00	Total Recycling Resources	100.00%	28370
6/3/2021	Rubble	22.78	22.78	0.00	Total Recycling Resources	100.00%	28373
6/3/2021	Rubble	21.07	21.07	0.00	Total Recycling Resources	100.00%	28378
6/3/2021	Rubble	22.42	22.42	0.00	Total Recycling Resources	100.00%	28397
6/3/2021	Rubble	21.68	21.68	0.00	Total Recycling Resources	100.00%	28405
6/4/2021	Rubble	22.86	22.86	0.00	Total Recycling Resources	100.00%	28407
6/4/2021	Rubble	23.79	23.79	0.00	Total Recycling Resources	100.00%	28410
6/4/2021	Rubble	21.95	21.95	0.00	Total Recycling Resources	100.00%	28412
6/4/2021	Rubble	22.33	22.33	0.00	Total Recycling Resources	100.00%	28415
6/4/2021	Rubble	22.64	22.64	0.00	Total Recycling Resources	100.00%	28418
6/4/2021	Rubble	23.15	23.15	0.00	Total Recycling Resources	100.00%	28421
6/4/2021	Rubble	22.16	22.16	0.00	Total Recycling Resources	100.00%	28426
6/4/2021	Rubble	23.79	23.79	0.00	Total Recycling Resources	100.00%	28429
6/4/2021	Rubble	21.78	21.78	0.00	Total Recycling Resources	100.00%	28431
6/4/2021	Rubble	22.22	22.22	0.00	Total Recycling Resources	100.00%	28434
6/4/2021	Rubble	22.67	22.67	0.00	Total Recycling Resources	100.00%	28437
6/4/2021	Rubble	22.19	22.19	0.00	Total Recycling Resources	100.00%	28441
6/7/2021	Rubble	22.44	22.44	0.00	Total Recycling Resources	100.00%	28444
6/7/2021	Rubble	21.94	21.94	0.00	Total Recycling Resources	100.00%	28446
6/7/2021	Rubble	23.52	23.52	0.00	Total Recycling Resources	100.00%	28450
6/7/2021	Rubble	23.20	23.20	0.00	Total Recycling Resources	100.00%	28453
6/7/2021	Rubble	23.60	23.60	0.00	Total Recycling Resources	100.00%	28457
6/7/2021	Rubble	23.03	23.03	0.00	Total Recycling Resources	100.00%	28460
6/7/2021	Rubble	23.51	23.51	0.00	Total Recycling Resources	100.00%	28465
6/9/2021	Rubble	23.41	23.41	0.00	Total Recycling Resources	100.00%	28471
6/9/2021	Rubble	23.27	23.27	0.00	Total Recycling Resources	100.00%	28475
6/9/2021	Rubble	22.54	22.54	0.00	Total Recycling Resources	100.00%	28483
7/30/2021	Rubble	2.96	2.96	0.00	Revolution Recovery Lehigh Valley	100.00%	542811
9/8/2021	Rubble	8.12	8.12	0.00	Revolution Recovery Lehigh Valley	100.00%	550174
9/20/2021	Rubble	6.55	6.55	0.00	Revolution Recovery Lehigh Valley	100.00%	553370
10/13/2021	Rubble	12.29	12.29	0.00	Revolution Recovery Lehigh Valley	100.00%	557744
11/18/2021	Wood	2.29	2.29	0.00	Revolution Recovery Lehigh Valley	100.00%	566419
12/7/2021	Rubble	14.95	14.95	0.00	Revolution Recovery Lehigh Valley	100.00%	570135
1/4/2022	Commingled	3.49	1.75	1.74	Revolution Recovery Lehigh Valley	50.17%	575627



2/11/2022	Rubble	4.52	4.52	0.00	Revolution Recovery Lehigh Valley	100.00%	2000861
2/11/2022	Wood	2.12	2.12	0.00	Revolution Recovery Lehigh Valley	100.00%	2000860
2/24/2022	Commingled	4.66	2.34	2.32	Revolution Recovery Lehigh Valley	50.17%	2002318
3/15/2022	Commingled	1.95	0.98	0.97	Revolution Recovery Lehigh Valley	50.17%	2004056
3/17/2022	Metal	5.36	5.36	0.00	Ray Craft	100.00%	2004638
3/25/2022	Commingled	6.16	3.09	3.07	Revolution Recovery Lehigh Valley	50.17%	2005466
3/29/2022	Commingled	4.58	2.30	2.28	Revolution Recovery Lehigh Valley	50.17%	2005828
3/29/2022	Wood	1.78	1.78	0.00	Revolution Recovery Lehigh Valley	100.00%	2005827
4/19/2022	Metal	1.29	1.29	0.00	Ray Craft	100.00%	2008192
4/20/2022	Commingled	3.37	1.69	1.68	Revolution Recovery Lehigh Valley	50.17%	2008291
4/28/2022	Commingled	1.11	0.56	0.55	Revolution Recovery Lehigh Valley	50.17%	2009076
5/3/2022	Drywall	7.96	7.96	0.00	Revolution Recovery Lehigh Valley	100.00%	2009707
5/11/2022	Drywall	2.02	2.02	0.00	Revolution Recovery Lehigh Valley	100.00%	2010588
5/12/2022	Commingled	1.92	0.96	0.96	Revolution Recovery Lehigh Valley	50.17%	2010813
5/13/2022	Commingled	2.43	1.22	1.21	Revolution Recovery Lehigh Valley	50.17%	2010816
5/19/2022	Drywall	2.59	2.59	0.00	Revolution Recovery Lehigh Valley	100.00%	2011556
5/26/2022	Commingled	2.26	1.13	1.13	Revolution Recovery Lehigh Valley	50.17%	2012512
6/6/2022	Commingled	3.06	1.54	1.52	Revolution Recovery Lehigh Valley	50.17%	2013570
6/6/2022	Drywall	4.32	4.32	0.00	Revolution Recovery Lehigh Valley	100.00%	2013571
6/15/2022	Wood	1.89	1.89	0.00	Revolution Recovery Lehigh Valley	100.00%	2014651
6/17/2022	Commingled	1.82	0.91	0.91	Revolution Recovery Lehigh Valley	50.17%	2015004
7/6/2022	Commingled	2.27	1.14	1.13	Revolution Recovery Lehigh Valley	50.17%	2016949
7/15/2022	Drywall	5.62	5.62	0.00	Revolution Recovery Lehigh Valley	100.00%	2018238
7/18/2022	Commingled	1.73	0.87	0.86	Revolution Recovery Lehigh Valley	50.17%	2018239



7/18/2022	Wood	1.23	1.23	0.00	Revolution Recovery Lehigh Valley	100.00%	2018240
8/2/2022	Commingled	2.18	1.09	1.09	Revolution Recovery Lehigh Valley	50.17%	2020130
8/2/2022	Wood	1.16	1.16	0.00	Revolution Recovery Lehigh Valley	100.00%	2020132
8/10/2022	Commingled	2.41	1.21	1.20	Revolution Recovery Lehigh Valley	50.17%	2021318
8/17/2022	Commingled	1.25	0.63	0.62	Revolution Recovery Lehigh Valley	50.17%	2022195
8/31/2022	Commingled	0.95	0.48	0.47	Revolution Recovery Lehigh Valley	50.17%	2023660
8/31/2022	Commingled	1.79	0.90	0.89	Revolution Recovery Lehigh Valley	50.17%	2023661
9/2/2022	Metal	2.05	2.05	0.00	Ray Craft	100.00%	2023902
9/7/2022	Wood	1.42	1.42	0.00	Revolution Recovery Lehigh Valley	100.00%	2024200
9/9/2022	Commingled	1.22	0.61	0.61	Revolution Recovery Lehigh Valley	50.17%	2024515
9/13/2022	Commingled	1.01	0.51	0.50	Revolution Recovery Lehigh Valley	50.17%	2025012
9/14/2022	Commingled	1.41	0.71	0.70	Revolution Recovery Lehigh Valley	50.17%	2025173
9/19/2022	Commingled	1.65	0.83	0.82	Revolution Recovery Lehigh Valley	50.17%	2025663
9/22/2022	Commingled	2.04	1.02	1.02	Revolution Recovery Lehigh Valley	50.17%	2026234
9/26/2022	Commingled	1.28	0.64	0.64	Revolution Recovery Lehigh Valley	50.17%	2026537
10/7/2022	Commingled	2.18	1.09	1.09	Revolution Recovery Lehigh Valley	50.17%	2027840
10/18/2022	Commingled	2.93	1.47	1.46	Revolution Recovery Lehigh Valley	50.17%	2029097
10/21/2022	Commingled	3.46	1.74	1.72	Revolution Recovery Lehigh Valley	50.17%	2029551
10/26/2022	Commingled	3.70	1.86	1.84	Revolution Recovery Lehigh Valley	50.17%	2029942