



## ISU Environmental Survey Fall 2017

This survey is currently LOCKED to prevent invalidation of collected responses! Please unlock your survey to make changes.

▼ Environmental Questions

Block Options ▾



Q31



This survey is administered every fall semester to understand how the Indiana State University community of students, staff, faculty, and administrators feel about sustainability issues. Sustainability is defined as any process that enables us to live within the means of the Earth's resources, which will result in improved resources for future generations, more equitable social justice, enhanced quality of life, and improved economics for everyone concerned. Energy conservation in this survey includes turning off light switches, changing to compact florescent light bulbs, carpooling, or using the bus.



Q49




What does sustainability mean to you?

	Don't know	Does not apply	May be important	Is integral to sustainability
Recycling	<input type="radio"/>	<input type="radio"/>	<input type="radio"/>	<input type="radio"/>
Being economically viable for a long period of time	<input type="radio"/>	<input type="radio"/>	<input type="radio"/>	<input type="radio"/>
Fair treatment or all genders, races, and ethnic groups	<input type="radio"/>	<input type="radio"/>	<input type="radio"/>	<input type="radio"/>
Cleaning up the environment for better human health	<input type="radio"/>	<input type="radio"/>	<input type="radio"/>	<input type="radio"/>
Providing for future generations	<input type="radio"/>	<input type="radio"/>	<input type="radio"/>	<input type="radio"/>
Protection of the environment and habitats for living organisms other than humans	<input type="radio"/>	<input type="radio"/>	<input type="radio"/>	<input type="radio"/>
Protection of the whole ecosystem including water, soil, and organisms for their own sake	<input type="radio"/>	<input type="radio"/>	<input type="radio"/>	<input type="radio"/>
Growing and eating organic produce	<input type="radio"/>	<input type="radio"/>	<input type="radio"/>	<input type="radio"/>
Reducing the amount of meat that we consume	<input type="radio"/>	<input type="radio"/>	<input type="radio"/>	<input type="radio"/>
Raising livestock in a humane way that is appropriate for their natural lifestyle	<input type="radio"/>	<input type="radio"/>	<input type="radio"/>	<input type="radio"/>


<p>■ Q1</p> <p>⚙</p>	<p>How concerned are you that human behavior might be permanently harming the environment?</p> <p>Not at All      Not Much      Neutral      Somewhat      Extremely</p> <p><input type="radio"/>      <input type="radio"/>      <input type="radio"/>      <input type="radio"/>      <input type="radio"/></p>
<p>■ Q2</p> <p>⚙</p>	<p>How important do you think it is to conserve energy?</p> <p>Not at All      Not Much      Neutral      Somewhat      Extremely</p> <p><input type="radio"/>      <input type="radio"/>      <input type="radio"/>      <input type="radio"/>      <input type="radio"/></p>
<p>■ Q3</p> <p>⚙</p>	<p>How concerned are you that global warming is occurring?</p> <p>Not at All      Not Much      Neutral      Somewhat      Extremely</p> <p><input type="radio"/>      <input type="radio"/>      <input type="radio"/>      <input type="radio"/>      <input type="radio"/></p>
<p>■ Q33</p> <p>⚙</p>	<p>Do you think that humans are a major cause of global warming?</p> <p><input type="radio"/> Yes</p> <p><input type="radio"/> No</p> <p><input type="radio"/> × I don't know</p>
<p>■ Q4</p> <p>⚙</p>	<p>How much do you value the money that the university would save through energy conservation at school?</p> <p>Not at All      Not Much      Neutral      Some      Very Much</p> <p><input type="radio"/>      <input type="radio"/>      <input type="radio"/>      <input type="radio"/>      <input type="radio"/></p>
<p>■ Q5</p> <p>⚙</p>	<p>How much would you value the money you would save through energy conservation if it was your own home and you were paying the energy bills?</p> <p>Not at All      Not Much      Neutral      Some      Very Much</p> <p><input type="radio"/>      <input type="radio"/>      <input type="radio"/>      <input type="radio"/>      <input type="radio"/></p>
<p>■ Q6</p> <p>⚙</p>	<p>How important do you think it is for ISU to reach carbon neutrality (zero net carbon emissions) at some point in the future?</p> <p>Not at All      Not Much      Neutral      Somewhat      Extremely</p> <p><input type="radio"/>      <input type="radio"/>      <input type="radio"/>      <input type="radio"/>      <input type="radio"/></p>
<p>■ Q37</p> <p>⚙</p>	<p>How much do you think ISU should be investing in alternative energy such as windmills and solar power?</p> <p>Not at All      Not Much      Neutral      Some      Very Much</p> <p><input type="radio"/>      <input type="radio"/>      <input type="radio"/>      <input type="radio"/>      <input type="radio"/></p>
Empty section	

**Q7** Do you believe you can make a difference through your own energy conservation efforts?

 Not at All      Not Much      Neutral      Some      Very Much


                      

**Q8** How important do you think changes in your everyday actions are to resolve sustainability issues?

 Not at All      Not Much      Neutral      Somewhat      Extremely


                      

**Q9** How much would you like to see more climate and sustainability classes in the curriculum?

 Not at All      Not Much      Neutral      Some      Very Much


                      

**Q10** How much do you think the government is doing to prevent climate change?

 Nothing at All      Not Much      Neutral      Some      Very Much

**Q38** Rank the following issues according to how they affected your decision to come to ISU as a student, faculty, or staff member (Rank 1 as most important and 11 as least important for all that apply).



- Degree Programs Offered
- Appearance of Campus Landscaping
- Cost (tuition, scholarships, or loans)
- Commitment to Sustainability
- Location
- Friends were Coming to ISU
- Community Engagement and Experiential Learning
- Athletics
- Living Amenities (such as residence halls or the Rec Center)
- Size of the school
- Other



Q12

How much of a sustainability tuition tax would you support for each semester if this money went into a student managed fund to conduct sustainability projects on campus and in the community?



- \$0
- \$1-\$5
- \$6-\$10
- \$11-\$15
- \$16-\$20
- \$21-\$25
- \$26-\$30
- \$31-\$35
- \$36-\$40
- \$41-\$50
- \$51-\$100
- \$101-\$200
- More than \$201



Q46

How much would you like to have a local/organic food option on campus?



- Not at all
- Not much
- Neutral
- Some
- Very much



Q47

Are you aware of the local effort to develop the Terre Foods Cooperative Market as a full service grocery store that specializes in local and organic food that would be located in the downtown area?



- Yes
- No

[Add Block](#)

▼ Demographic Questions

Block Options ▼



What is your position at ISU?

Q13



- Freshman
- Sophomore
- Junior
- Senior
- Graduate Student
- Staff
- Faculty
- Administrator
- ISU Alumni
- Not a member of the ISU community



Please indicate if you brought a car or how you commuted to campus in each of the following years (fill out responses for all of the academic years that you have been on campus and check "Not Applicable" if you were not on campus at that time).

Q41



	Academic Year			Tel cam c
	Parked a car on campus if living on campus.	Commuted by car, truck, or motorcycle to campus three or more days a week.	Commuted by walking or bicycling to campus three or more days a week.	
2010-2011	<input type="radio"/>	<input type="radio"/>	<input type="radio"/>	
2011-2012	<input type="radio"/>	<input type="radio"/>	<input type="radio"/>	
2012-2013	<input type="radio"/>	<input type="radio"/>	<input type="radio"/>	
2013-2014	<input type="radio"/>	<input type="radio"/>	<input type="radio"/>	
2014-2015	<input type="radio"/>	<input type="radio"/>	<input type="radio"/>	
2015-2016	<input type="radio"/>	<input type="radio"/>	<input type="radio"/>	
2016-2017	<input type="radio"/>	<input type="radio"/>	<input type="radio"/>	
2017-2018	<input type="radio"/>	<input type="radio"/>	<input type="radio"/>	



Are you aware of ISU's Enterprise Car Share program where you can borrow a car from campus for \$7.50/hour?

Q42



- Yes
- No



If this program reliably provided you with transportation, would you be willing to leave your car at home rather than parking one on campus?

Q43



- Yes
- No
- Not Applicable

■ How many sustainability or climate related classes have you taken at ISU?

Q36



- 0
- 1
- 2
- 3
- 4
- 5
- 6
- 7+

■ Do you usually recycle?

Q44



- Yes
- No

■ Does your family recycle?

Q14



- Yes
- No

■ Does your community at home have a curbside recycling program?

Q15



- Yes
- No
- × I don't know

■ What is the size of your home community (approximate number of people)?

Q16



- 1 - 1,000 people
- 1,001 - 10,000 people
- 10,001 - 100,000 people
- 100,001 - 1,000,000 people
- More than 1 million

■ Did your high school promote recycling and sustainability?

Q34



- Yes
- No

Q17 What percentage of the people in your home town do you think recycle (Please slide the bar to your best guess)?

Q18 How many of your friends recycle?

- None
- A Few
- Some
- Most
- All

Q19 What is your religion (Optional)?

- Christian-Baptist
- Christian-Methodist
- Christian-Catholic
- Christian-Lutheran
- Christian-Other
- Jewish
- Muslim
- Hindu
- Buddhist
- Agnostic
- Atheist
- Other
- No Response

Q21 Which of the following best describes your general political views (Optional)?

- Republican
- Independent
- Democrat
- Tea Party
- Green Party
- Other
- No Response

■ What is your major?

Q22



■ What is your zipcode (if you live on ISU campus it would be 47809)?

Q50



■ Do you live in a residence hall?

Q23



- Yes  
 No

■ Where do you live?

Q24



- 500 Wabash  
 Blumberg Hall  
 Burford Hall  
 Cromwell Hall  
 Erickson Hall  
 Hines Hall  
 Jones Hall  
 Lincoln Quad  
 Mills Hall  
 Pickerl Hall  
 Reeve Hall  
 Rhoads Hall  
 Sandison Hall  
 University Apartments  
 University Village  
 Single Family Home  
 Apartment  
 × Other

■ What is your gender?

Q26



- Male  
 Female  
 Other



■ What is your ethnicity?  
Q51

- White
- Black or African American
- American Indian or Alaska Native
- Asian
- Native Hawaiian or Pacific Islander
- Mixed race
- Other

■ How old are you?  
Q27

0 10 20 30 40 50 60 70 80 90 100

Drag the toggle to your age.

[Add Block](#)

▼ Awareness and Improvement Questions Block Options ▼

■ What sustainability efforts are you aware of around campus?  
Q28

■ What do you think would be helpful in improving sustainability issues around campus?  
Q29

■ What would you personally do to help improve sustainability in the Wabash Valley?  
Q32

■ What is the name of the person or class that encouraged you to take this survey?  
Q30

[Add Block](#)

