



SUSTAINABILITY WEEK
COLLEGE OF CHARLESTON

APRIL 8 - 12

BENNY STARR • CIMAFUNK
LOGAN & THE KIDDERS • DENINUFAY
WEAST • COLLECTIVE DISPARITY • DJ MESSI MAINE
FARMERS' MARKET • INCLUZA-PALOOZA • STREET FAIR
CHANGEMAKER CHALLENGE • MENDING CIRCLE • NATURAL DYEING
DIY DEODORANT • WASTE AUDIT • LAND & LABOR ACKNOWLEDGEMENT
ART, BOOKS, & CLOTHING SWAP • SELF CARE FAIR • KOMBUCHA WORKSHOP
ART SHOW • CONSCIOUS TOURISM • ANOTHER TOMORROW • ROOT DOWN DESIGNS
GLOBAL FOODWAYS CHOCOLATE GRAND FINALE • MINDFULNESS CONNECTIONS WITH ELLI RITCHER
FILMS: THE DEVIL WE KNOW • PARADISE DISCOVERED • WARRIOR WOMEN • LIKE WATER FOR CHOCOLATE

FREE & OPEN TO THE COMMUNITY



#SUSTAINABILITYWEEK19
#NOTJUSTUSJUSTICE
#SW2019



COLLEGE of
CHARLESTON
SUSTAINABILITY LITERACY
INSTITUTE

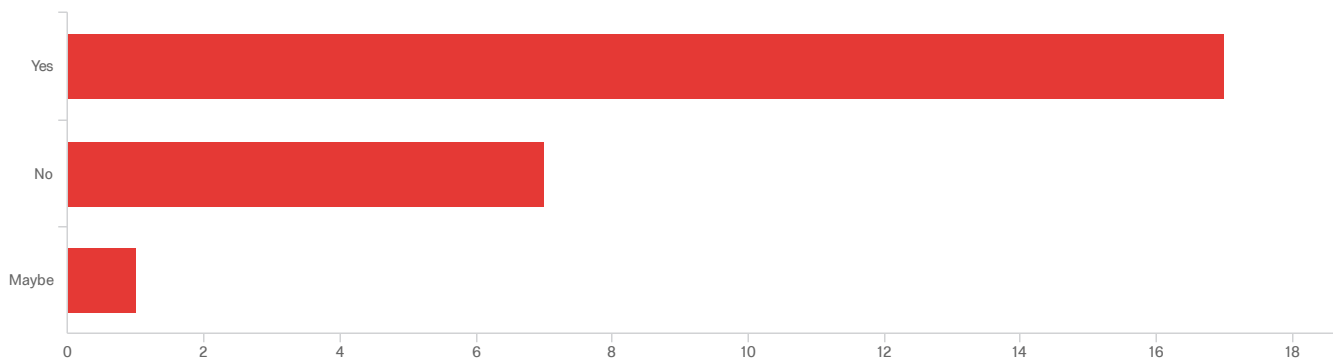
Default Report

QEP Event Survey (2019-2020) - SustainFest 8.29.2019

December 12, 2019 6:27 AM MST

Q25 - Prior to this survey and/or this specific event, had you heard of the College of

Charleston's QEP, Sustainability Literacy as a Bridge to Solving 21st Century Problems.



#	Field	Minimum	Maximum	Mean	Std Deviation	Variance	Count
1	Prior to this survey and/or this specific event, had you heard of the College of Charleston's QEP, Sustainability Literacy as a Bridge to Solving 21st Century Problems. - Selected Choice	1.00	3.00	1.36	0.56	0.31	25

#	Field	Choice Count
1	Yes	68.00% 17
2	No	28.00% 7
3	Maybe	4.00% 1
		25

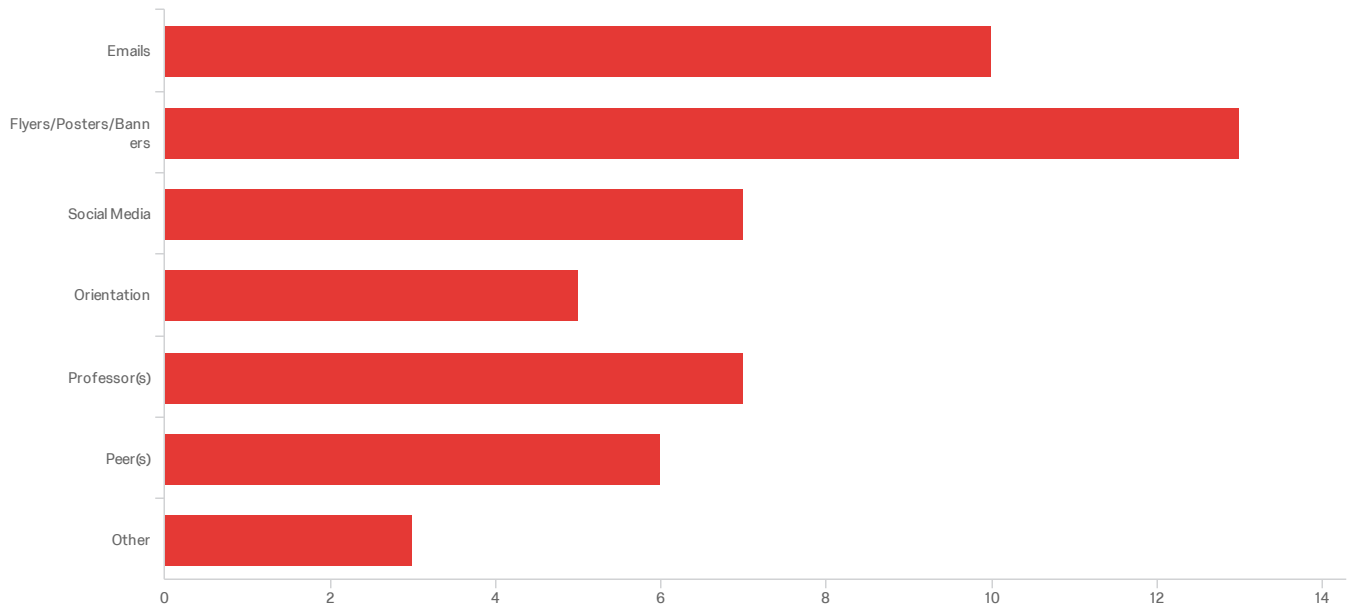
Showing rows 1 - 4 of 4

Q25_11_TEXT - Yes

Yes

Was here the year it was picked

Q2 - How did you hear about the QEP? (Select all that apply.)



#	Field	Choice Count
1	Emails	19.61% 10
2	Flyers/Posters/Banners	25.49% 13
3	Social Media	13.73% 7
4	Orientation	9.80% 5
5	Professor(s)	13.73% 7
6	Peer(s)	11.76% 6
7	Other	5.88% 3
		51

Showing rows 1 - 8 of 8

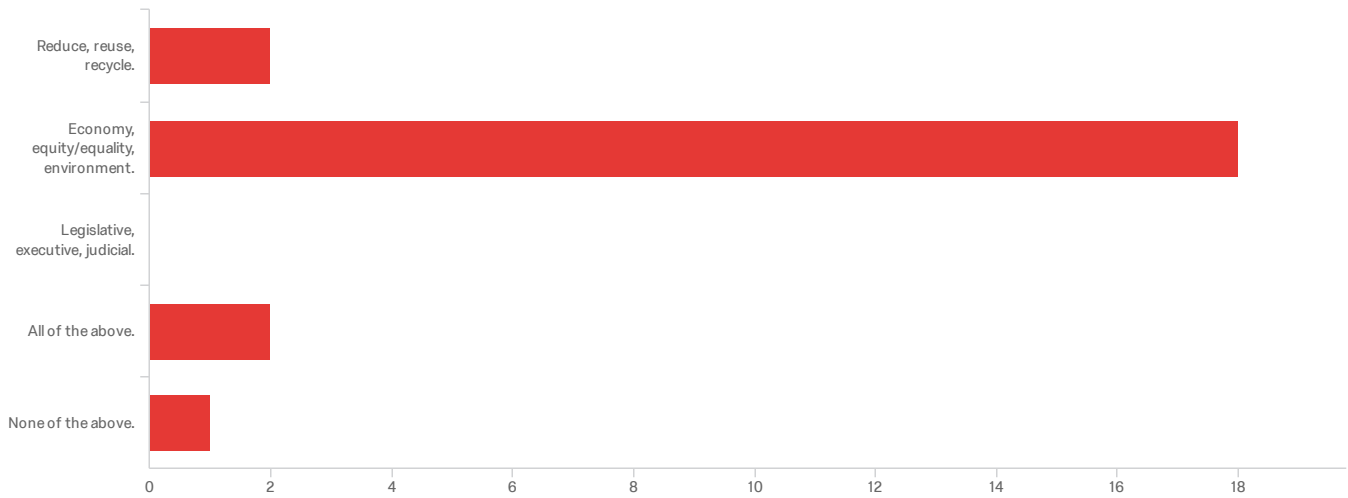
Q2_5_TEXT - Other

Other

I'm not sure. I'm on a club leadership board focused on sustainability so I've definitely crossed it.

CofC Surveys

Q3 - Which of the following best describes the three legs of sustainability?

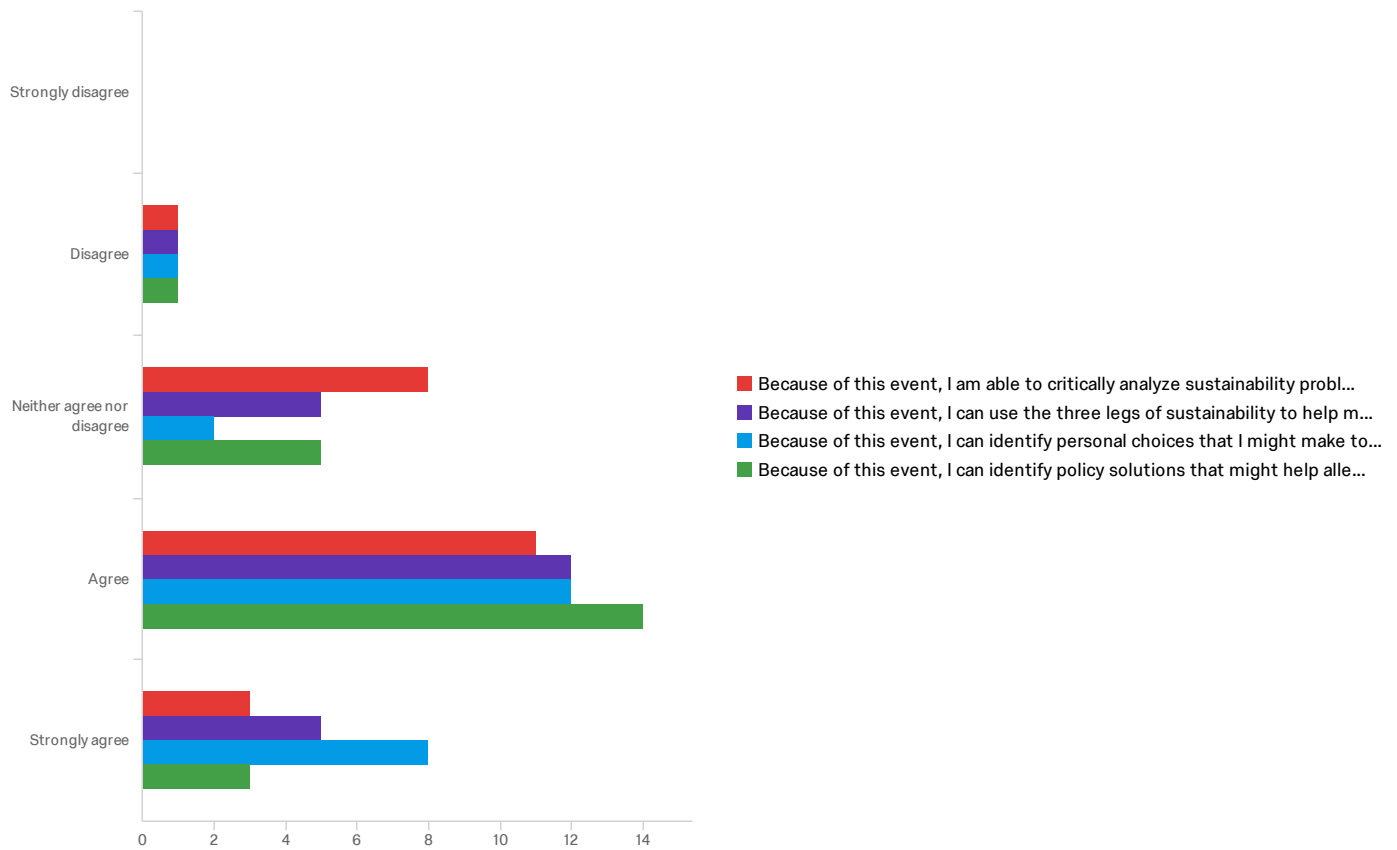


#	Field	Minimum	Maximum	Mean	Std Deviation	Variance	Count
1	Which of the following best describes the three legs of sustainability?	1.00	5.00	2.22	0.88	0.78	23

#	Field	Choice Count
1	Reduce, reuse, recycle.	8.70% 2
2	Economy, equity/equality, environment.	78.26% 18
3	Legislative, executive, judicial.	0.00% 0
4	All of the above.	8.70% 2
5	None of the above.	4.35% 1
		23

Showing rows 1 - 6 of 6

Q4 - Please state the extent to which you agree with the following statements:



#	Field	Minimum	Maximum	Mean	Std Deviation	Variance	Count
1	Because of this event, I am able to critically analyze sustainability problems and issues.	2.00	5.00	3.70	0.75	0.56	23
2	Because of this event, I can use the three legs of sustainability to help me understand sustainability problems and issues.	2.00	5.00	3.91	0.78	0.60	23
3	Because of this event, I can identify personal choices that I might make to alleviate sustainability problems and issues.	2.00	5.00	4.17	0.76	0.58	23
4	Because of this event, I can identify policy solutions that might help alleviate sustainability problems and issues at a local, national, or global scale.	2.00	5.00	3.83	0.70	0.49	23

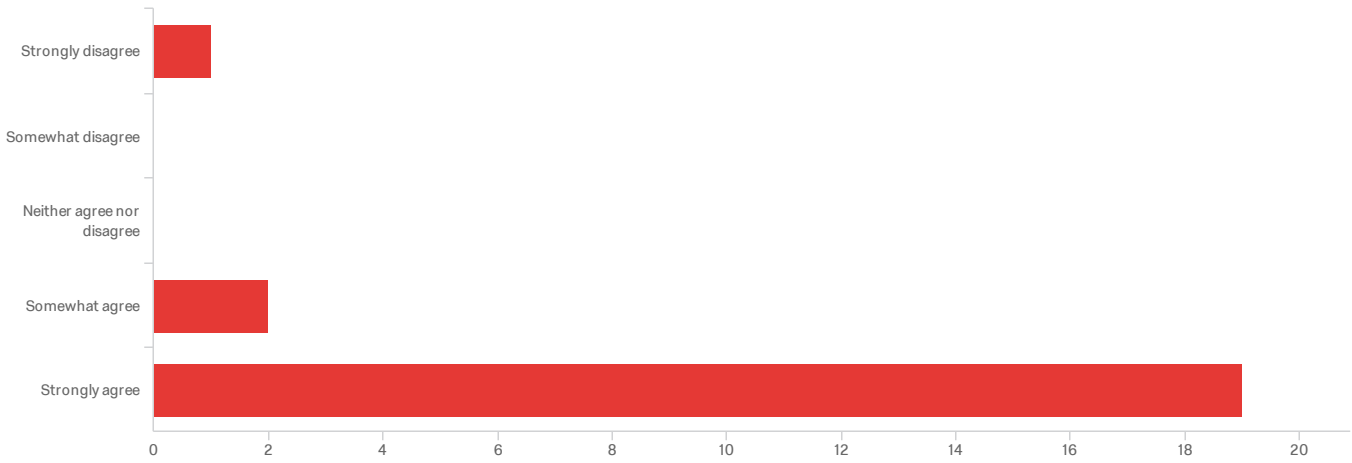
#	Field	Strongly disagree	Disagree	Neither agree nor disagree	Agree	Strongly agree	Total
1	Because of this event, I am able to critically analyze sustainability problems and issues.	0.00% 0	4.35% 1	34.78% 8	47.83% 11	13.04% 3	23

#	Field	Strongly disagree	Disagree	Neither agree nor disagree	Agree	Strongly agree	Total
2	Because of this event, I can use the three legs of sustainability to help me understand sustainability problems and issues.	0.00% 0	4.35% 1	21.74% 5	52.17% 12	21.74% 5	23
3	Because of this event, I can identify personal choices that I might make to alleviate sustainability problems and issues.	0.00% 0	4.35% 1	8.70% 2	52.17% 12	34.78% 8	23
4	Because of this event, I can identify policy solutions that might help alleviate sustainability problems and issues at a local, national, or global scale.	0.00% 0	4.35% 1	21.74% 5	60.87% 14	13.04% 3	23

Showing rows 1 - 4 of 4

Q5 - Please indicate your level of agreement with the following statement: Being

sustainability literate is important to me.

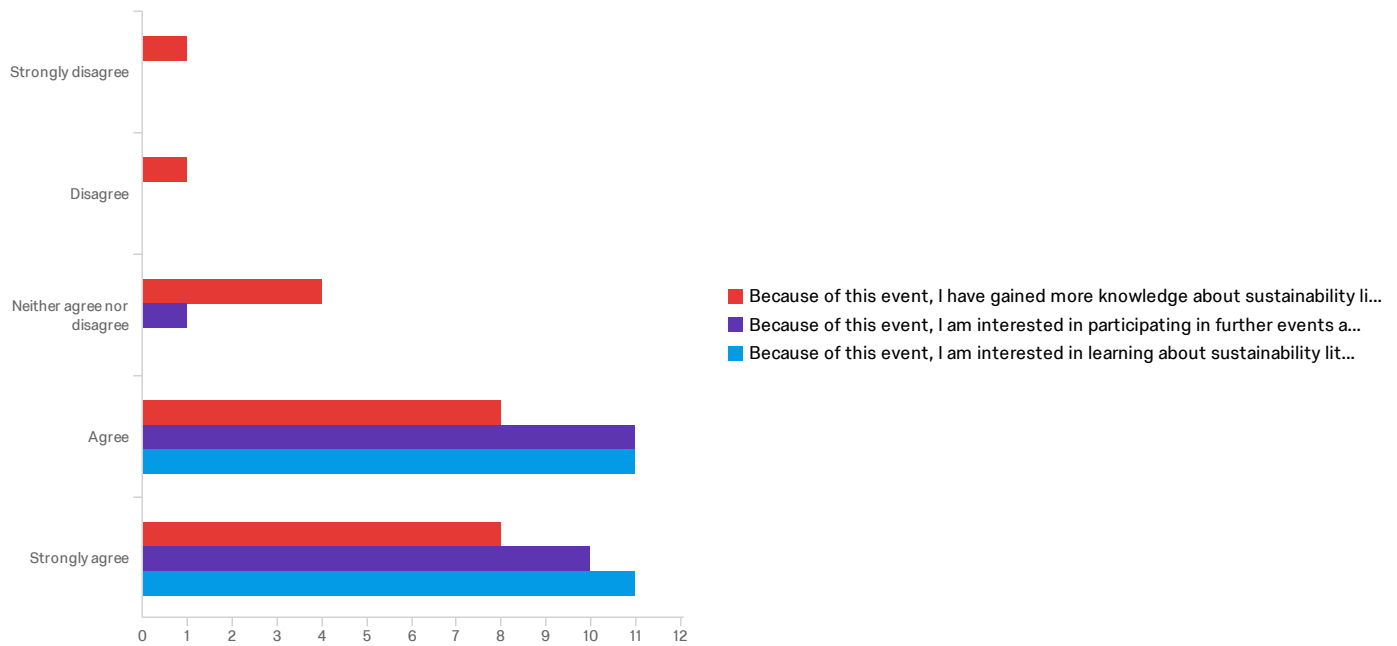


#	Field	Minimum	Maximum	Mean	Std Deviation	Variance	Count
1	Please indicate your level of agreement with the following statement: Being sustainability literate is important to me.	1.00	5.00	4.73	0.86	0.74	22

#	Field	Choice Count
1	Strongly disagree	4.55% 1
2	Somewhat disagree	0.00% 0
3	Neither agree nor disagree	0.00% 0
4	Somewhat agree	9.09% 2
5	Strongly agree	86.36% 19
		22

Showing rows 1 - 6 of 6

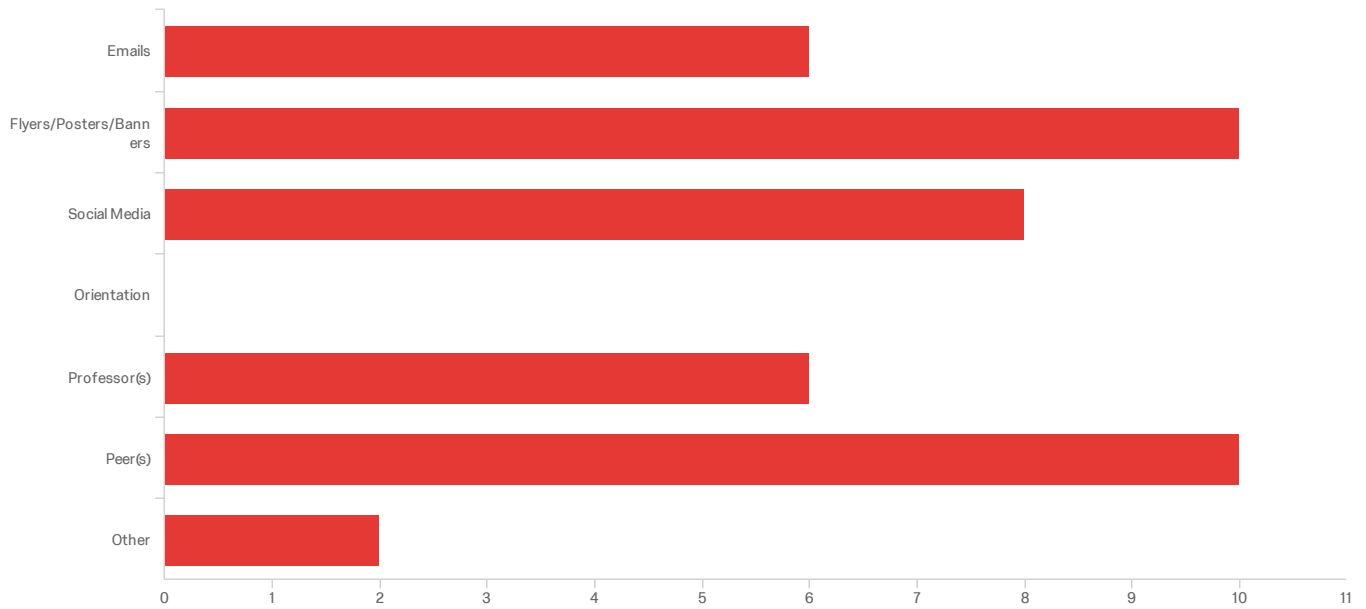
Q6 - Please state the extent to which you agree with the following statements:



#	Field	Minimum	Maximum	Mean	Std Deviation	Variance	Count
1	Because of this event, I have gained more knowledge about sustainability literacy.	1.00	5.00	3.95	1.07	1.13	22
2	Because of this event, I am interested in participating in further events about sustainability literacy at the College of Charleston.	3.00	5.00	4.41	0.58	0.33	22
3	Because of this event, I am interested in learning about sustainability literacy in academic coursework at the College of Charleston.	4.00	5.00	4.50	0.50	0.25	22

#	Field	Strongly disagree	Disagree	Neither agree nor disagree	Agree	Strongly agree	Total
1	Because of this event, I have gained more knowledge about sustainability literacy.	4.55% 1	4.55% 1	18.18% 4	36.36% 8	36.36% 8	22
2	Because of this event, I am interested in participating in further events about sustainability literacy at the College of Charleston.	0.00% 0	0.00% 0	4.55% 1	50.00% 11	45.45% 10	22
3	Because of this event, I am interested in learning about sustainability literacy in academic coursework at the College of Charleston.	0.00% 0	0.00% 0	0.00% 0	50.00% 11	50.00% 11	22

Q7 - What led you to attend this event? (Select all that apply.)



#	Field	Choice Count
1	Emails	14.29% 6
2	Flyers/Posters/Banners	23.81% 10
3	Social Media	19.05% 8
4	Orientation	0.00% 0
5	Professor(s)	14.29% 6
6	Peer(s)	23.81% 10
7	Other	4.76% 2
		42

Showing rows 1 - 8 of 8

Q7_5_TEXT - Other

Other

MyCharleston

Weeks of Welcome schedule

#	Field	Extremely dissatisfied	Somewhat dissatisfied	Neither satisfied nor dissatisfied	Somewhat satisfied	Extremely satisfied	Total
1	Content and presentation	4.55% 1	0.00% 0	4.55% 1	59.09% 13	31.82% 7	22
2	Connection to sustainability literacy	0.00% 0	4.55% 1	9.09% 2	54.55% 12	31.82% 7	22
3	Time of the event	0.00% 0	4.55% 1	0.00% 0	50.00% 11	45.45% 10	22
4	Location of the event	0.00% 0	0.00% 0	0.00% 0	22.73% 5	77.27% 17	22
5	Overall	0.00% 0	4.55% 1	0.00% 0	54.55% 12	40.91% 9	22

Showing rows 1 - 5 of 5

Q9 - Please provide any additional feedback related to the event.

Please provide any additional feedback related to the event.

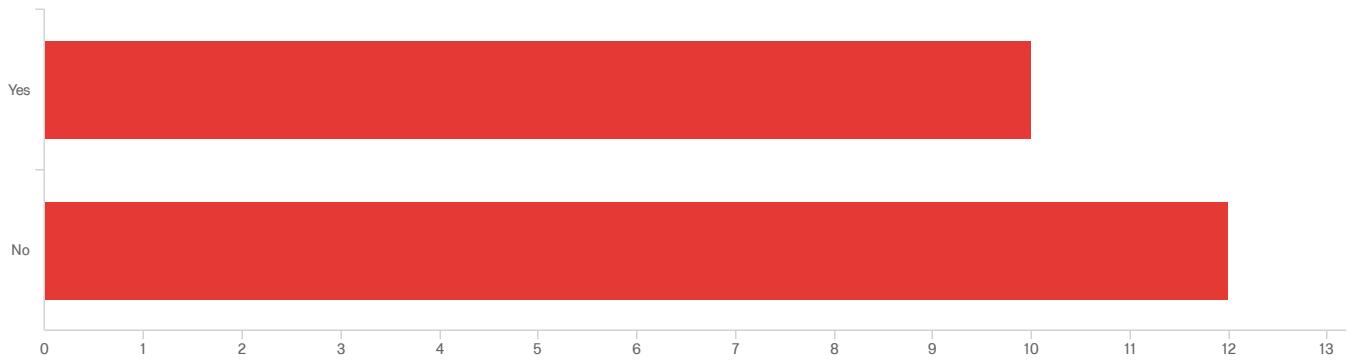
Social sustainability cannot be separated from racism. This workshop did a great job of highlighting dualisms between male and female but lacked the nuanced perspective of how a man of color, for example, would differ from the male stereotype discussed. Need to be mindful of these nuances to fully encompass sustainability.

More guest speakers

I only attended setup and the very beginning of th event, so I didn't see much.

Would have enjoyed more keynote speakers

Q10 - Would you be willing to participate in a focus group?



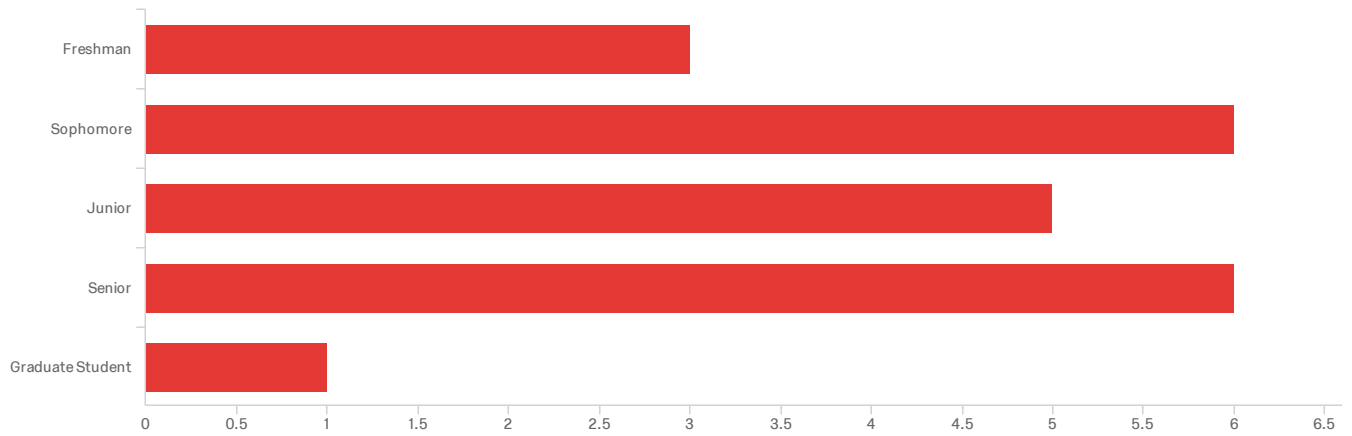
#	Field	Minimum	Maximum	Mean	Std Deviation	Variance	Count
1	Would you be willing to participate in a focus group?	1.00	2.00	1.55	0.50	0.25	22

#	Field	Choice Count
1	Yes	45.45% 10
2	No	54.55% 12

22

Showing rows 1 - 3 of 3

Q11 - What is your class rank?

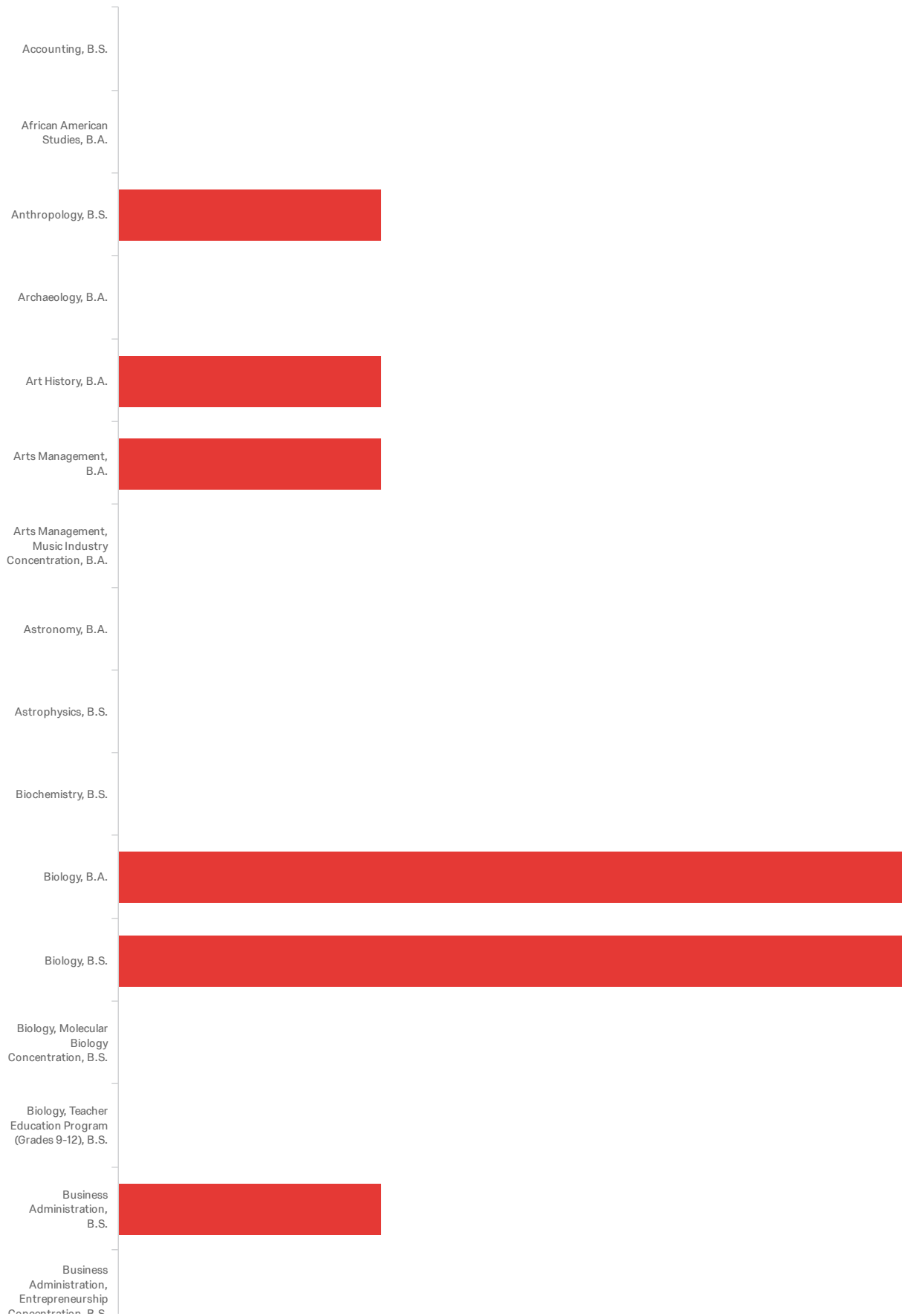


#	Field	Minimum	Maximum	Mean	Std Deviation	Variance	Count
1	What is your class rank?	1.00	5.00	2.81	1.14	1.30	21

#	Field	Choice Count
1	Freshman	14.29% 3
2	Sophomore	28.57% 6
3	Junior	23.81% 5
4	Senior	28.57% 6
5	Graduate Student	4.76% 1
		21

Showing rows 1 - 6 of 6

Q28 - What is your 1st academic major?



Concentration, B.S.
Business Administration, Finance Concentration, B.S.
Business Administration, Global Logistics and Transportation Concentration, B.S.
Business Administration, Hospitality and Tourism Management Concentration, B.S.
Business Administration, Leadership, Change and Social Responsibility Concentration, B.S.
Business Administration, Real Estate Concentration, B.S.
Chemistry, B.A.
Chemistry, B.S.
Chemistry, Teacher Education Program (Grades 9-12), B.A.
Classics, A.B.
Classics, B.A.
Classics, Teacher Education Program (Grades PK-12), B.A.
Commercial Real Estate Finance, B.S.
Communication, B.A.
Computer Information Systems, B.S.
Computer Science, B.A.
Computer Science, B.S.
Computing in the Arts, Art Concentration, B.A.



Computing in the Arts, Digital Media Concentration, B.A.

Computing in the Arts, Game Development and Interaction Concentration, B.A.

Computing in the Arts, Music Concentration, B.A.

Computing in the Arts, Theatre Concentration, B.A.

Dance, B.A.

Dance, Performance/Choreography Concentration, B.A.

Data Science, B.S.

Early Childhood Education, B.S.

Economics, B.S.

Elementary Education, B.S.

English, B.A.

English, Creative Writing Concentration, B.A.

English, Literature, Film, and Cultural Studies Concentration, B.A.

English, Writing, Rhetoric, and Publication Concentration, B.A.

English, Teacher Education Program (Grades 9-12), B.A.

Exercise Science, B.S.

Finance, B.S.



Foreign Language Education, B.S.

French and Francophone Studies, B.A.

French and Francophone Studies, Teacher Education Program (Grades PK-12), B.A.

General Studies, B.G.S.

Geology, B.A.

Geology, B.S.

German, B.A.

German, Teacher Education Program (Grades PK-12), B.A.

Historic Preservation and Community Planning, B.A.

History, B.A.

History, Teacher Education Program (Grades 9-12), B.A.

Hospitality and Tourism Management, B.S.

International Business, B.S.

International Studies, Africa Concentration, B.A.

International Studies, Asia Concentration, B.A.

International Studies, Europe Concentration, B.A.

International Studies, International Comparative Literature Concentration, B.A.

International Studies, Latin



America and the
Caribbean
Concentration, B.A.



Jewish Studies,
B.A.

Latin American and
Caribbean Studies,
B.A.

Marine Biology,
B.S.



Marketing, B.S.

Mathematics,
Actuarial Studies
Track, B.S.

Mathematics,
Mathematics Track,
B.S.

Mathematics,
Statistics Track,
B.S.

Mathematics,
Teacher Education
Program (Grades
9-12), B.S.

Meteorology, B.A.

Meteorology,
Operational
Meteorology
Concentration, B.A.

Middle Grades
Education, B.S.

Music, B.A.

Philosophy, B.A.

Philosophy,
Politics,
Philosophy and Law
Concentration, B.A.

Physical Education,
Teacher Education
Concentration, B.S.

Physics,
Atmospheric Physics
Concentration, B.S.

Physics, B.A.

Physics, B.S.

Physics,
Computational
Neuroscience
Concentration, B.A.

Physics,
Computational
Neuroscience
Concentration, B.S.

Physics, Energy
Production
Concentration, B.A.

Physics, Energy
Production
Concentration, B.S.

Physics, Teacher
Education Program
(Grades 9-12), B.A.

Political Science,
B.A.



Political Science,
Politics,
Philosophy and Law
Concentration, B.A.

Political Science,
Public Policy
Concentration, B.A.

Political Science,
Teacher Education
Program (Grades
9-12), B.A.

Professional
Studies, Applied
Communication
Concentration,
B.P.S.

Professional
Studies,
Construction
Management
Concentration,
B.P.S.

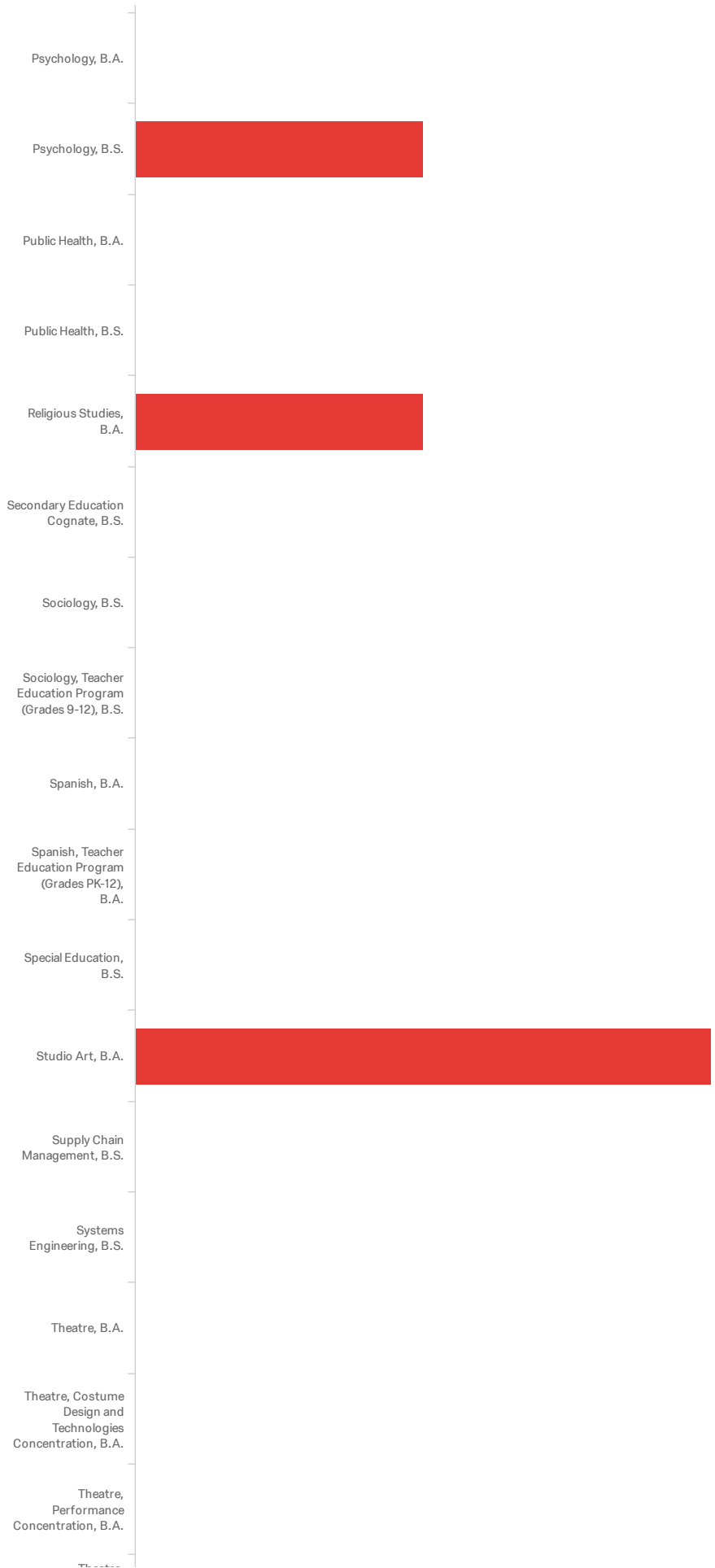
Professional
Studies, Healthcare
and Medical
Services Management
Concentration,
B.P.S.

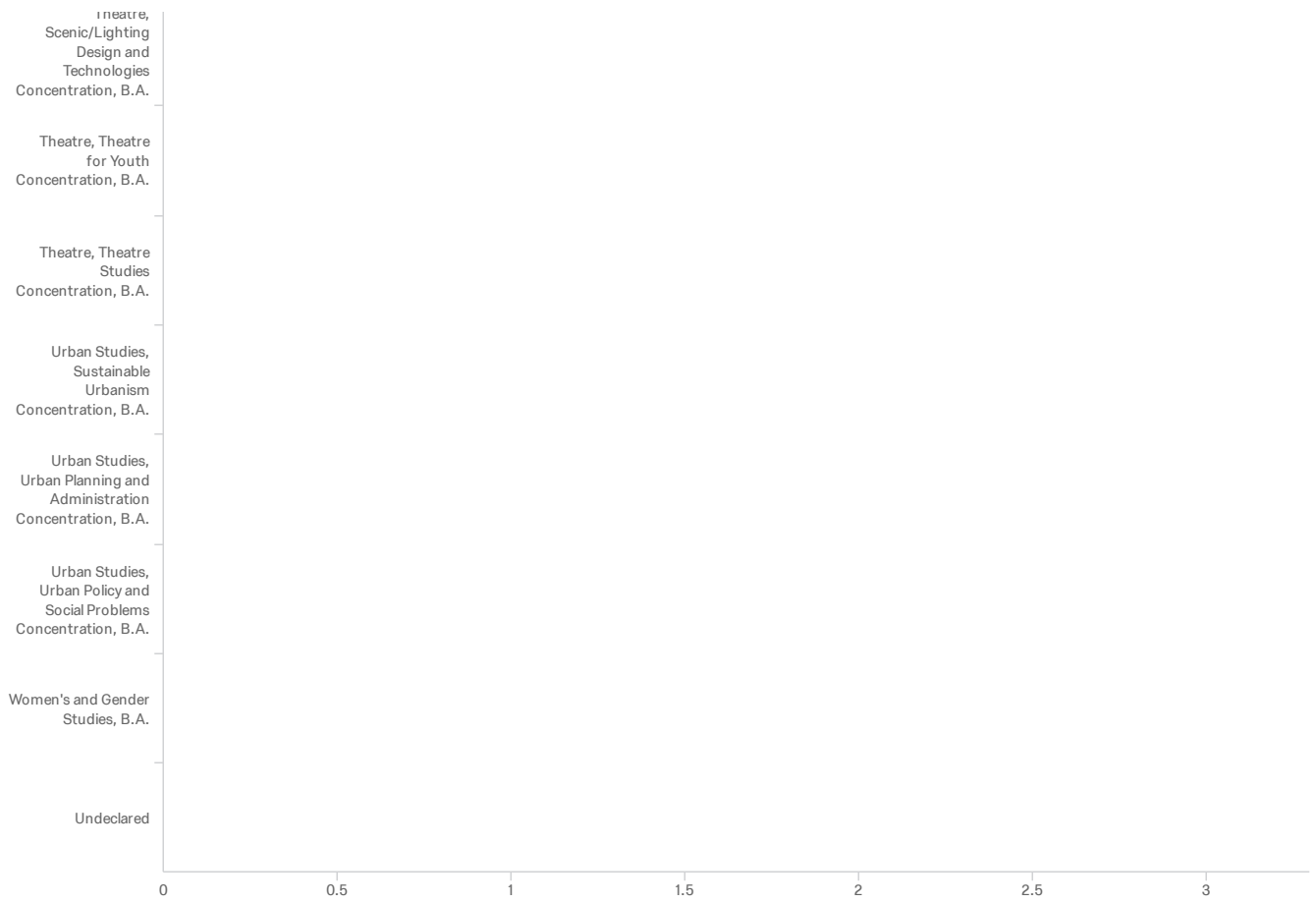
Professional
Studies,
Hospitality
Operations
Management
Concentration,
B.P.S.

Professional
Studies, Legal
Studies
Concentration,
B.P.S.

Professional
Studies,
Organizational
Management and
Development
Concentration,
B.P.S.

Professional
Studies, Quality
and Risk Management
Concentration,
B.P.S.





#	Field	Minimum	Maximum	Mean	Std Deviation	Variance	Count
1	What is your 1st academic major?	3.00	114.00	44.43	40.16	1612.91	21

#	Field	Choice Count
1	Accounting, B.S.	0.00% 0
2	African American Studies, B.A.	0.00% 0
3	Anthropology, B.S.	4.76% 1
4	Archaeology, B.A.	0.00% 0
5	Art History, B.A.	4.76% 1
6	Arts Management, B.A.	4.76% 1
7	Arts Management, Music Industry Concentration, B.A.	0.00% 0
8	Astronomy, B.A.	0.00% 0
9	Astrophysics, B.S.	0.00% 0

#	Field	Choice Count
10	Biochemistry, B.S.	0.00% 0
11	Biology, B.A.	14.29% 3
12	Biology, B.S.	14.29% 3
13	Biology, Molecular Biology Concentration, B.S.	0.00% 0
14	Biology, Teacher Education Program (Grades 9-12), B.S.	0.00% 0
15	Business Administration, B.S.	4.76% 1
16	Business Administration, Entrepreneurship Concentration, B.S.	0.00% 0
17	Business Administration, Finance Concentration, B.S.	0.00% 0
18	Business Administration, Global Logistics and Transportation Concentration, B.S.	0.00% 0
19	Business Administration, Hospitality and Tourism Management Concentration, B.S.	0.00% 0
20	Business Administration, Leadership, Change and Social Responsibility Concentration, B.S.	0.00% 0
21	Business Administration, Real Estate Concentration, B.S.	0.00% 0
22	Chemistry, B.A.	0.00% 0
23	Chemistry, B.S.	0.00% 0
24	Chemistry, Teacher Education Program (Grades 9-12), B.A.	0.00% 0
25	Classics, A.B.	4.76% 1
26	Classics, B.A.	0.00% 0
27	Classics, Teacher Education Program (Grades PK-12), B.A.	0.00% 0
28	Commercial Real Estate Finance, B.S.	0.00% 0
29	Communication, B.A.	4.76% 1
30	Computer Information Systems, B.S.	0.00% 0
31	Computer Science, B.A.	0.00% 0
32	Computer Science, B.S.	0.00% 0
33	Computing in the Arts, Art Concentration, B.A.	0.00% 0
34	Computing in the Arts, Digital Media Concentration, B.A.	0.00% 0
35	Computing in the Arts, Game Development and Interaction Concentration, B.A.	0.00% 0
36	Computing in the Arts, Music Concentration, B.A.	0.00% 0
37	Computing in the Arts, Theatre Concentration, B.A.	0.00% 0
38	Dance, B.A.	0.00% 0

#	Field	Choice Count
39	Dance, Performance/Choreography Concentration, B.A.	0.00% 0
40	Data Science, B.S.	0.00% 0
41	Early Childhood Education, B.S.	0.00% 0
42	Economics, B.S.	0.00% 0
43	Elementary Education, B.S.	0.00% 0
44	English, B.A.	0.00% 0
45	English, Creative Writing Concentration, B.A.	4.76% 1
46	English, Literature, Film, and Cultural Studies Concentration, B.A.	0.00% 0
47	English, Writing, Rhetoric, and Publication Concentration, B.A.	0.00% 0
48	English, Teacher Education Program (Grades 9-12), B.A.	0.00% 0
49	Exercise Science, B.S.	0.00% 0
50	Finance, B.S.	0.00% 0
51	Foreign Language Education, B.S.	0.00% 0
52	French and Francophone Studies, B.A.	0.00% 0
53	French and Francophone Studies, Teacher Education Program (Grades PK-12), B.A.	0.00% 0
54	General Studies, B.G.S.	0.00% 0
55	Geology, B.A.	0.00% 0
56	Geology, B.S.	0.00% 0
57	German, B.A.	0.00% 0
58	German, Teacher Education Program (Grades PK-12), B.A.	0.00% 0
59	Historic Preservation and Community Planning, B.A.	0.00% 0
60	History, B.A.	0.00% 0
61	History, Teacher Education Program (Grades 9-12), B.A.	0.00% 0
62	Hospitality and Tourism Management, B.S.	0.00% 0
63	International Business, B.S.	0.00% 0
64	International Studies, Africa Concentration, B.A.	0.00% 0
65	International Studies, Asia Concentration, B.A.	0.00% 0
66	International Studies, Europe Concentration, B.A.	4.76% 1
67	International Studies, International Comparative Literature Concentration, B.A.	0.00% 0

#	Field	Choice Count
68	International Studies, Latin America and the Caribbean Concentration, B.A.	4.76% 1
69	Jewish Studies, B.A.	0.00% 0
70	Latin American and Caribbean Studies, B.A.	0.00% 0
71	Marine Biology, B.S.	4.76% 1
72	Marketing, B.S.	0.00% 0
73	Mathematics, Actuarial Studies Track, B.S.	0.00% 0
74	Mathematics, Mathematics Track, B.S.	0.00% 0
75	Mathematics, Statistics Track, B.S.	0.00% 0
76	Mathematics, Teacher Education Program (Grades 9-12), B.S.	0.00% 0
77	Meteorology, B.A.	0.00% 0
78	Meteorology, Operational Meteorology Concentration, B.A.	0.00% 0
79	Middle Grades Education, B.S.	0.00% 0
80	Music, B.A.	0.00% 0
81	Philosophy, B.A.	0.00% 0
82	Philosophy, Politics, Philosophy and Law Concentration, B.A.	0.00% 0
83	Physical Education, Teacher Education Concentration, B.S.	0.00% 0
84	Physics, Atmospheric Physics Concentration, B.S.	0.00% 0
85	Physics, B.A.	0.00% 0
86	Physics, B.S.	0.00% 0
87	Physics, Computational Neuroscience Concentration, B.A.	0.00% 0
88	Physics, Computational Neuroscience Concentration, B.S.	0.00% 0
89	Physics, Energy Production Concentration, B.A.	0.00% 0
90	Physics, Energy Production Concentration, B.S.	0.00% 0
91	Physics, Teacher Education Program (Grades 9-12), B.A.	0.00% 0
92	Political Science, B.A.	4.76% 1
93	Political Science, Politics, Philosophy and Law Concentration, B.A.	0.00% 0
94	Political Science, Public Policy Concentration, B.A.	0.00% 0
95	Political Science, Teacher Education Program (Grades 9-12), B.A.	0.00% 0
96	Professional Studies, Applied Communication Concentration, B.P.S.	0.00% 0

#	Field	Choice Count
97	Professional Studies, Construction Management Concentration, B.P.S.	0.00% 0
98	Professional Studies, Healthcare and Medical Services Management Concentration, B.P.S.	0.00% 0
99	Professional Studies, Hospitality Operations Management Concentration, B.P.S.	0.00% 0
100	Professional Studies, Legal Studies Concentration, B.P.S.	0.00% 0
101	Professional Studies, Organizational Management and Development Concentration, B.P.S.	0.00% 0
102	Professional Studies, Quality and Risk Management Concentration, B.P.S.	0.00% 0
103	Psychology, B.A.	0.00% 0
104	Psychology, B.S.	4.76% 1
105	Public Health, B.A.	0.00% 0
106	Public Health, B.S.	0.00% 0
107	Religious Studies, B.A.	4.76% 1
108	Secondary Education Cognate, B.S.	0.00% 0
109	Sociology, B.S.	0.00% 0
110	Sociology, Teacher Education Program (Grades 9-12), B.S.	0.00% 0
111	Spanish, B.A.	0.00% 0
112	Spanish, Teacher Education Program (Grades PK-12), B.A.	0.00% 0
113	Special Education, B.S.	0.00% 0
114	Studio Art, B.A.	9.52% 2
115	Supply Chain Management, B.S.	0.00% 0
116	Systems Engineering, B.S.	0.00% 0
117	Theatre, B.A.	0.00% 0
118	Theatre, Costume Design and Technologies Concentration, B.A.	0.00% 0
119	Theatre, Performance Concentration, B.A.	0.00% 0
120	Theatre, Scenic/Lighting Design and Technologies Concentration, B.A.	0.00% 0
121	Theatre, Theatre for Youth Concentration, B.A.	0.00% 0
122	Theatre, Theatre Studies Concentration, B.A.	0.00% 0
123	Urban Studies, Sustainable Urbanism Concentration, B.A.	0.00% 0
124	Urban Studies, Urban Planning and Administration Concentration, B.A.	0.00% 0
125	Urban Studies, Urban Policy and Social Problems Concentration, B.A.	0.00% 0

#	Field	Choice Count
126	Women's and Gender Studies, B.A.	0.00% 0
127	Undeclared	0.00% 0
		21

Showing rows 1 - 128 of 128

Q30 - What is your 2nd academic major, if applicable?



Business
Administration,
Entrepreneurship
Concentration,
B.S.

Business
Administration,
Finance
Concentration,
B.S.

Business
Administration,
Global Logistics
and
Transportation
Concentration,
B.S.

Business
Administration,
Hospitality and
Tourism
Management
Concentration,
B.S.

Business
Administration,
Leadership,
Change and
Social
Responsibility
Concentration,
B.S.

Business
Administration,
Real Estate
Concentration,
B.S.

Chemistry, B.A.

Chemistry, B.S.

Chemistry,
Teacher
Education
Program (Grades
9-12), B.A.

Classics, A.B.

Classics, B.A.

Classics,
Teacher
Education
Program (Grades
PK-12), B.A.

Commercial Real
Estate Finance,
B.S.

Communication,
B.A.

Computer
Information
Systems, B.S.

Computer
Science, B.A.

Computer
Science, B.S.

Computing in the
Arts, Art
Concentration,
B.A.

Computing in the
Arts, Digital
Media
Concentration,
B.A.

Computing in the
Arts, Game
Development and
Interaction
Concentration,
B.A.

Computing in the
Arts, Music
Concentration,
B.A.

Computing in the
Arts, Theatre
Concentration,
B.A.

Dance, B.A.

Dance,
Performance/Chor
eography
Concentration,
B.A.

Data Science,
B.S.

Early Childhood
Education, B.S.

Economics, B.S.

Elementary
Education, B.S.

English, B.A.

English,
Creative Writing
Concentration,
B.A.

English,
Literature,
Film, and
Cultural Studies
Concentration,
B.A.
English,
Writing,
Rhetoric, and
Publication
Concentration,
B.A.

English, Teacher
Education
Program (Grades
9-12), B.A.

Exercise
Science, B.S.

Finance, B.S.

Foreign Language
Education, B.S.

French and
Francophone
Studies, B.A.

French and
Francophone
Studies, Teacher
Education
Program (Grades
PK-12), B.A.

General Studies,
B.G.S.

Geology, B.A.

Geology, B.S.

German, B.A.

German, Teacher
Education
Program (Grades
PK-12), B.A.

Historic
Preservation and
Community
Planning, B.A.

History, B.A.

History, Teacher
Education
Program (Grades
9-12), B.A.

Hospitality and
Tourism
Management, B.S.

International
Business, B.S.

International
Studies, Africa
Concentration,
B.A.

International
Studies, Asia
Concentration,
B.A.

International
Studies, Europe
Concentration,
B.A.

International
Studies,
International

Comparative
Literature
Concentration,
B.A.
International
Studies, Latin
America and the
Caribbean
Concentration,
B.A.

Jewish Studies,
B.A.

Latin American
and Caribbean
Studies, B.A.

Marine Biology,
B.S.

Marketing, B.S.

Mathematics,
Actuarial
Studies Track,
B.S.

Mathematics,
Mathematics
Track, B.S.

Mathematics,
Statistics
Track, B.S.

Mathematics,
Teacher
Education
Program (Grades
9-12), B.S.

Meteorology,
B.A.

Meteorology,
Operational
Meteorology
Concentration,
B.A.

Middle Grades
Education, B.S.

Music, B.A.

Philosophy, B.A.

Philosophy,
Politics,
Philosophy and
Law
Concentration,
B.A.
Physical
Education,
Teacher
Education
Concentration,
B.S.

Physics,
Atmospheric
Physics
Concentration

Concentration,
B.S.

Physics, B.A.

Physics, B.S.

Physics,
Computational
Neuroscience
Concentration,
B.A.

Physics,
Computational
Neuroscience
Concentration,
B.S.

Physics, Energy
Production
Concentration,
B.A.

Physics, Energy
Production
Concentration,
B.S.

Physics, Teacher
Education
Program (Grades
9-12), B.A.

Political
Science, B.A.

Political
Science,
Politics,
Philosophy and
Law
Concentration,
B.A.

Political
Science, Public
Policy
Concentration,
B.A.

Political
Science, Teacher
Education
Program (Grades
9-12), B.A.

Professional
Studies, Applied
Communication
Concentration,
B.P.S.

Professional
Studies,
Construction
Management
Concentration,
B.P.S.

Professional
Studies,
Healthcare and
Medical Services
Management
Concentration,
B.P.S.

Professional
Studies,
Hospitality
Operations
Management
Concentration,
B.P.S.

Professional
Studies, Legal
Studies
Concentration,
B.P.S.

Professional
Studies,
Organizational
Management and
Development
Concentration,



B.P.S.
Professional
Studies, Quality
and Risk
Management
Concentration,
B.P.S.

Psychology, B.A.

Psychology, B.S.

Public Health,
B.A.

Public Health,
B.S.

Religious
Studies, B.A.

Secondary
Education
Cognate, B.S.

Sociology, B.S.

Sociology,
Teacher
Education
Program (Grades
9-12), B.S.

Spanish, B.A.

Spanish, Teacher
Education
Program (Grades
PK-12), B.A.

Special
Education, B.S.

Studio Art, B.A.

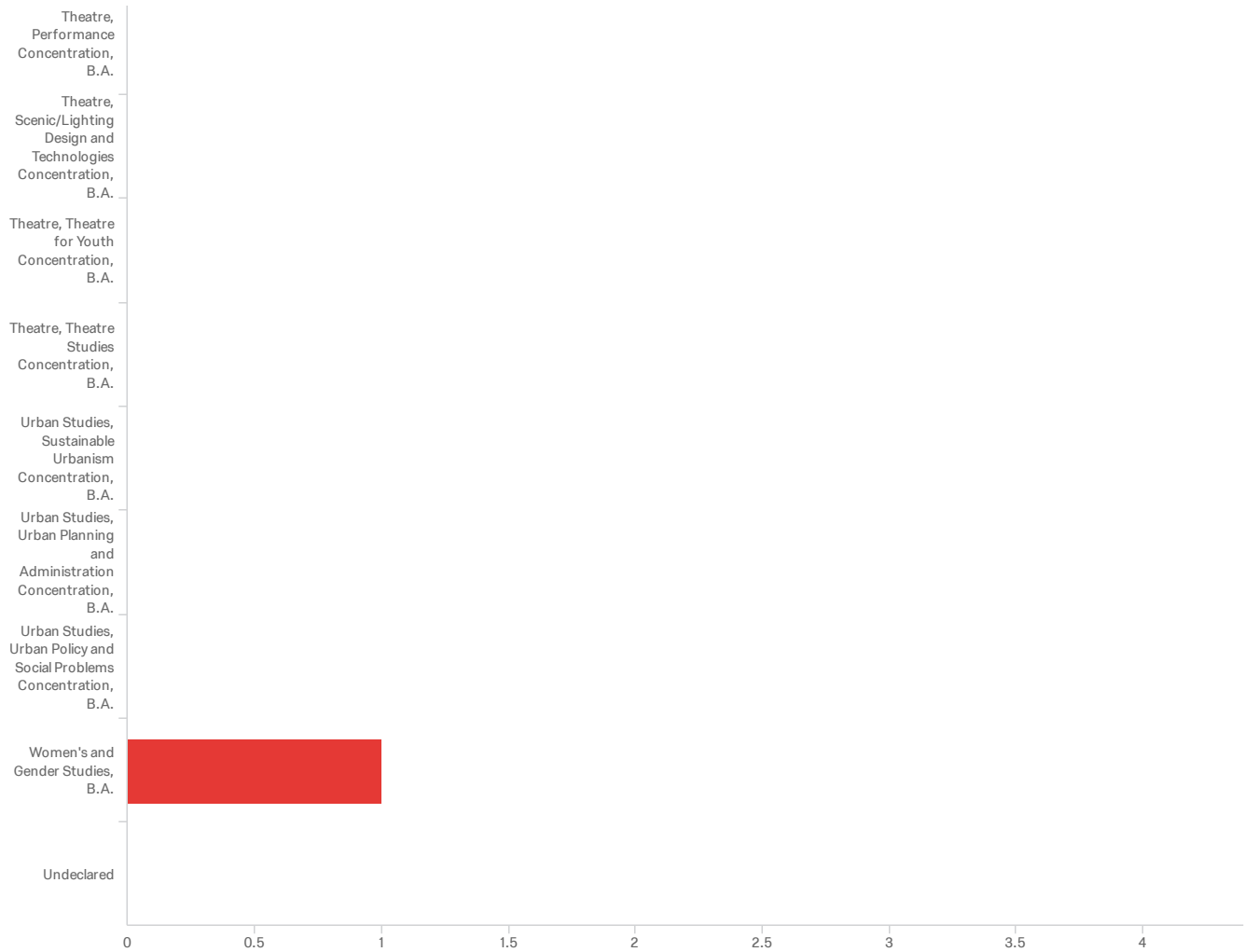
Supply Chain
Management, B.S.

Systems
Engineering,
B.S.

Theatre, B.A.

Theatre, Costume
Design and
Technologies
Concentration,
B.A.





#	Field	Minimum	Maximum	Mean	Std Deviation	Variance	Count
1	What is your 2nd academic major, if applicable?	1.00	127.00	43.38	52.91	2799.48	8

#	Field	Choice Count
1	DO NOT HAVE 2nd MAJOR	50.00% 4
2	Accounting, B.S.	0.00% 0
3	African American Studies, B.A.	0.00% 0
4	Anthropology, B.S.	0.00% 0
5	Archaeology, B.A.	0.00% 0
6	Art History, B.A.	0.00% 0
7	Arts Management, B.A.	0.00% 0

#	Field	Choice Count
8	Arts Management, Music Industry Concentration, B.A.	0.00% 0
9	Astronomy, B.A.	0.00% 0
10	Astrophysics, B.S.	0.00% 0
11	Biochemistry, B.S.	12.50% 1
12	Biology, B.A.	0.00% 0
13	Biology, B.S.	0.00% 0
14	Biology, Molecular Biology Concentration, B.S.	0.00% 0
15	Biology, Teacher Education Program (Grades 9-12), B.S.	0.00% 0
16	Business Administration, B.S.	0.00% 0
17	Business Administration, Entrepreneurship Concentration, B.S.	0.00% 0
18	Business Administration, Finance Concentration, B.S.	0.00% 0
19	Business Administration, Global Logistics and Transportation Concentration, B.S.	0.00% 0
20	Business Administration, Hospitality and Tourism Management Concentration, B.S.	0.00% 0
21	Business Administration, Leadership, Change and Social Responsibility Concentration, B.S.	0.00% 0
22	Business Administration, Real Estate Concentration, B.S.	0.00% 0
23	Chemistry, B.A.	0.00% 0
24	Chemistry, B.S.	0.00% 0
25	Chemistry, Teacher Education Program (Grades 9-12), B.A.	0.00% 0
26	Classics, A.B.	0.00% 0
27	Classics, B.A.	0.00% 0
28	Classics, Teacher Education Program (Grades PK-12), B.A.	0.00% 0
29	Commercial Real Estate Finance, B.S.	0.00% 0
30	Communication, B.A.	0.00% 0
31	Computer Information Systems, B.S.	0.00% 0
32	Computer Science, B.A.	0.00% 0
33	Computer Science, B.S.	0.00% 0
34	Computing in the Arts, Art Concentration, B.A.	0.00% 0
35	Computing in the Arts, Digital Media Concentration, B.A.	0.00% 0
36	Computing in the Arts, Game Development and Interaction Concentration, B.A.	0.00% 0

#	Field	Choice Count
37	Computing in the Arts, Music Concentration, B.A.	0.00% 0
38	Computing in the Arts, Theatre Concentration, B.A.	0.00% 0
39	Dance, B.A.	0.00% 0
40	Dance, Performance/Choreography Concentration, B.A.	0.00% 0
41	Data Science, B.S.	0.00% 0
42	Early Childhood Education, B.S.	0.00% 0
43	Economics, B.S.	0.00% 0
44	Elementary Education, B.S.	0.00% 0
45	English, B.A.	0.00% 0
46	English, Creative Writing Concentration, B.A.	0.00% 0
47	English, Literature, Film, and Cultural Studies Concentration, B.A.	0.00% 0
48	English, Writing, Rhetoric, and Publication Concentration, B.A.	0.00% 0
49	English, Teacher Education Program (Grades 9-12), B.A.	0.00% 0
50	Exercise Science, B.S.	0.00% 0
51	Finance, B.S.	0.00% 0
52	Foreign Language Education, B.S.	0.00% 0
53	French and Francophone Studies, B.A.	0.00% 0
54	French and Francophone Studies, Teacher Education Program (Grades PK-12), B.A.	0.00% 0
55	General Studies, B.G.S.	0.00% 0
56	Geology, B.A.	0.00% 0
57	Geology, B.S.	0.00% 0
58	German, B.A.	0.00% 0
59	German, Teacher Education Program (Grades PK-12), B.A.	0.00% 0
60	Historic Preservation and Community Planning, B.A.	0.00% 0
61	History, B.A.	0.00% 0
62	History, Teacher Education Program (Grades 9-12), B.A.	0.00% 0
63	Hospitality and Tourism Management, B.S.	0.00% 0
64	International Business, B.S.	0.00% 0
65	International Studies, Africa Concentration, B.A.	0.00% 0

#	Field	Choice Count
66	International Studies, Asia Concentration, B.A.	0.00% 0
67	International Studies, Europe Concentration, B.A.	0.00% 0
68	International Studies, International Comparative Literature Concentration, B.A.	0.00% 0
69	International Studies, Latin America and the Caribbean Concentration, B.A.	0.00% 0
70	Jewish Studies, B.A.	0.00% 0
71	Latin American and Caribbean Studies, B.A.	0.00% 0
72	Marine Biology, B.S.	0.00% 0
73	Marketing, B.S.	0.00% 0
74	Mathematics, Actuarial Studies Track, B.S.	0.00% 0
75	Mathematics, Mathematics Track, B.S.	0.00% 0
76	Mathematics, Statistics Track, B.S.	0.00% 0
77	Mathematics, Teacher Education Program (Grades 9-12), B.S.	0.00% 0
78	Meteorology, B.A.	0.00% 0
79	Meteorology, Operational Meteorology Concentration, B.A.	0.00% 0
80	Middle Grades Education, B.S.	0.00% 0
81	Music, B.A.	0.00% 0
82	Philosophy, B.A.	0.00% 0
83	Philosophy, Politics, Philosophy and Law Concentration, B.A.	0.00% 0
84	Physical Education, Teacher Education Concentration, B.S.	0.00% 0
85	Physics, Atmospheric Physics Concentration, B.S.	0.00% 0
86	Physics, B.A.	0.00% 0
87	Physics, B.S.	0.00% 0
88	Physics, Computational Neuroscience Concentration, B.A.	0.00% 0
89	Physics, Computational Neuroscience Concentration, B.S.	0.00% 0
90	Physics, Energy Production Concentration, B.A.	0.00% 0
91	Physics, Energy Production Concentration, B.S.	0.00% 0
92	Physics, Teacher Education Program (Grades 9-12), B.A.	0.00% 0
93	Political Science, B.A.	12.50% 1
94	Political Science, Politics, Philosophy and Law Concentration, B.A.	0.00% 0

#	Field	Choice Count
95	Political Science, Public Policy Concentration, B.A.	0.00% 0
96	Political Science, Teacher Education Program (Grades 9-12), B.A.	0.00% 0
97	Professional Studies, Applied Communication Concentration, B.P.S.	0.00% 0
98	Professional Studies, Construction Management Concentration, B.P.S.	0.00% 0
99	Professional Studies, Healthcare and Medical Services Management Concentration, B.P.S.	0.00% 0
100	Professional Studies, Hospitality Operations Management Concentration, B.P.S.	0.00% 0
101	Professional Studies, Legal Studies Concentration, B.P.S.	0.00% 0
102	Professional Studies, Organizational Management and Development Concentration, B.P.S.	0.00% 0
103	Professional Studies, Quality and Risk Management Concentration, B.P.S.	0.00% 0
104	Psychology, B.A.	0.00% 0
105	Psychology, B.S.	0.00% 0
106	Public Health, B.A.	0.00% 0
107	Public Health, B.S.	0.00% 0
108	Religious Studies, B.A.	0.00% 0
109	Secondary Education Cognate, B.S.	0.00% 0
110	Sociology, B.S.	0.00% 0
111	Sociology, Teacher Education Program (Grades 9-12), B.S.	0.00% 0
112	Spanish, B.A.	12.50% 1
113	Spanish, Teacher Education Program (Grades PK-12), B.A.	0.00% 0
114	Special Education, B.S.	0.00% 0
115	Studio Art, B.A.	0.00% 0
116	Supply Chain Management, B.S.	0.00% 0
117	Systems Engineering, B.S.	0.00% 0
118	Theatre, B.A.	0.00% 0
119	Theatre, Costume Design and Technologies Concentration, B.A.	0.00% 0
120	Theatre, Performance Concentration, B.A.	0.00% 0
121	Theatre, Scenic/Lighting Design and Technologies Concentration, B.A.	0.00% 0
122	Theatre, Theatre for Youth Concentration, B.A.	0.00% 0
123	Theatre, Theatre Studies Concentration, B.A.	0.00% 0

#	Field	Choice Count
124	Urban Studies, Sustainable Urbanism Concentration, B.A.	0.00% 0
125	Urban Studies, Urban Planning and Administration Concentration, B.A.	0.00% 0
126	Urban Studies, Urban Policy and Social Problems Concentration, B.A.	0.00% 0
127	Women's and Gender Studies, B.A.	12.50% 1
128	Undeclared	0.00% 0

8

Showing rows 1 - 129 of 129

Q32 - What is your academic minor, if applicable?

- DO NOT HAVE A MINOR
- African American Studies Minor
- African Studies Minor
- Anthropology Minor
- Archaeology Minor
- Art History Minor
- Arts Management Minor
- Asian Studies Minor
- Astronomy Minor
- Biology Minor
- Biomedical Physics Minor
- British Studies Minor
- Business Administration Minor
- Business Language Minor in French
- Business Language Minor in Spanish
- Chemistry Minor
- Classics Minor
- Coaching Minor
- Communication Minor





Greek Minor

Healthcare and
Medical Services
Management Minor

Historic
Preservation and
Community
Planning Minor

History Minor

Hospitality and
Tourism
Management Minor

Information
Management Minor

International
Studies Minor

Irish and Irish
American Studies
Minor

Italian Studies
Minor

Japanese Studies
Minor

Jewish Studies
Minor

Latin American
and Caribbean
Studies Minor

Latin Minor

Leadership,
Change and
Social
Responsibility
Minor

Linguistics
Minor

Marketing Minor

Mathematics
Minor

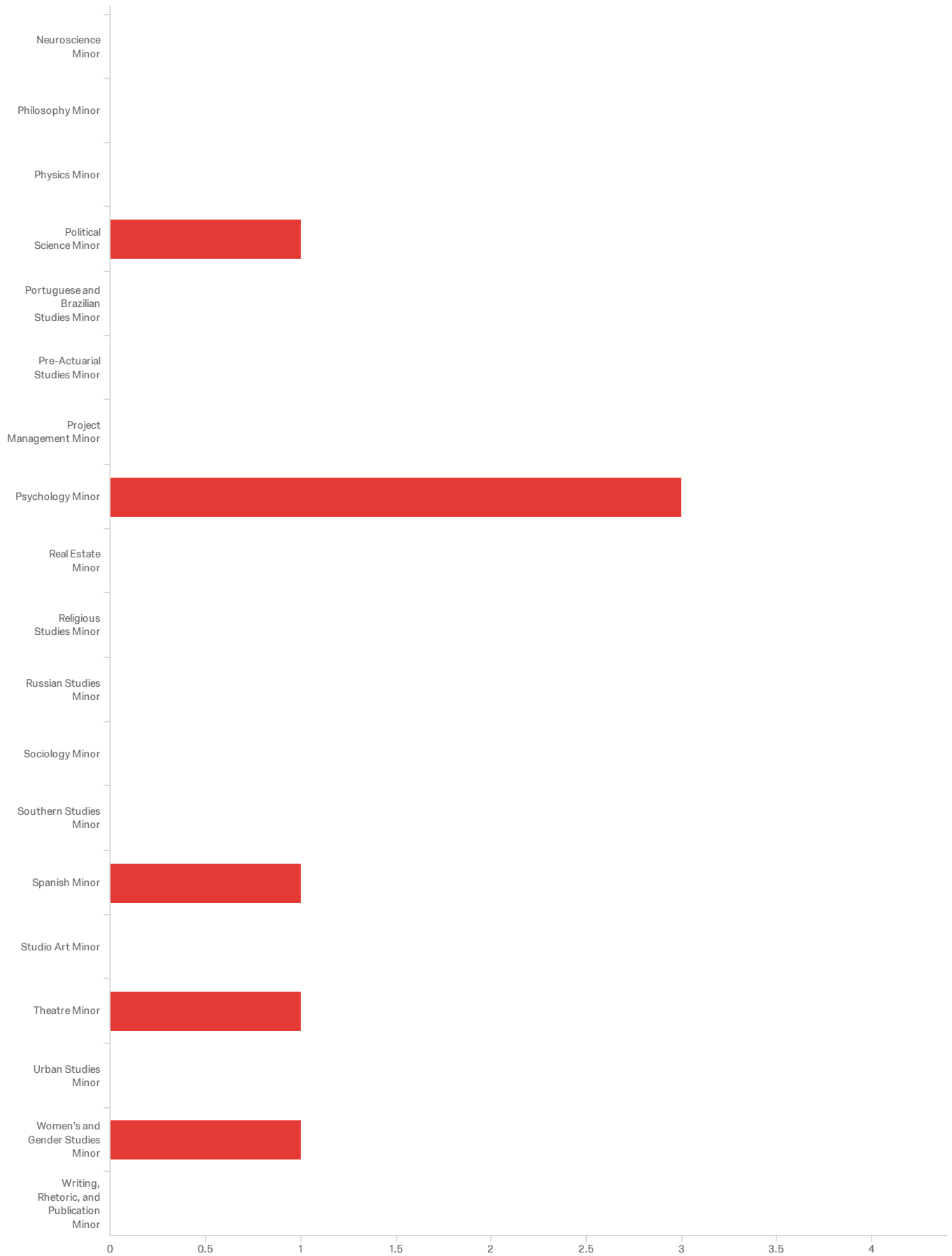
Medical
Humanities Minor

Meteorology
Minor

Middle Eastern
and Islamic
World Studies
Minor

Music Minor





#	Field	Minimum	Maximum	Mean	Std Deviation	Variance	Count
---	-------	---------	---------	------	---------------	----------	-------

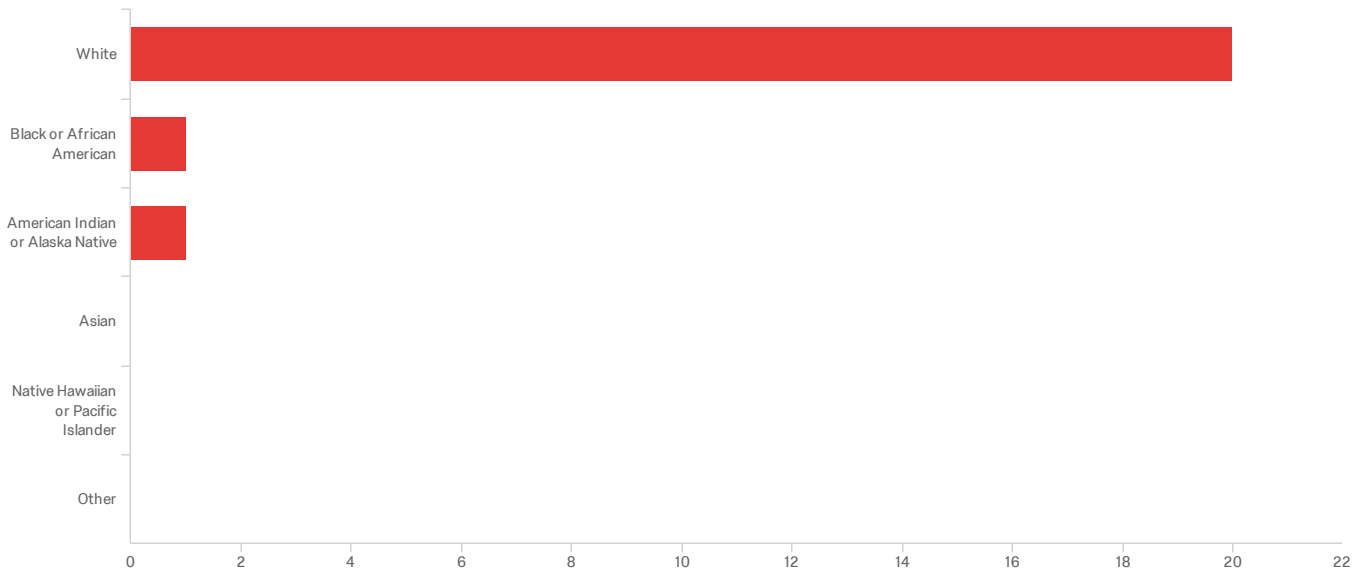
#	Field	Minimum	Maximum	Mean	Std Deviation	Variance	Count
1	What is your academic minor, if applicable?	10.00	79.00	49.00	23.46	550.27	15

#	Field	Choice Count
1	DO NOT HAVE A MINOR	0.00% 0
2	African American Studies Minor	0.00% 0
3	African Studies Minor	0.00% 0
4	Anthropology Minor	0.00% 0
5	Archaeology Minor	0.00% 0
6	Art History Minor	0.00% 0
7	Arts Management Minor	0.00% 0
8	Asian Studies Minor	0.00% 0
9	Astronomy Minor	0.00% 0
10	Biology Minor	6.67% 1
11	Biomedical Physics Minor	0.00% 0
12	British Studies Minor	0.00% 0
13	Business Administration Minor	0.00% 0
14	Business Language Minor in French	0.00% 0
15	Business Language Minor in Spanish	0.00% 0
16	Chemistry Minor	0.00% 0
17	Classics Minor	6.67% 1
18	Coaching Minor	0.00% 0
19	Communication Minor	0.00% 0
20	Comparative Literature Minor	0.00% 0
21	Computer Information Systems Minor	0.00% 0
22	Computer Science Minor	0.00% 0
23	Creative Writing Minor	0.00% 0
24	Crime, Law, and Society Minor	0.00% 0
25	Dance Minor	0.00% 0

#	Field	Choice Count
26	Data Science Minor	0.00% 0
27	Economics Minor	0.00% 0
28	English Minor	0.00% 0
29	Entrepreneurship Minor	6.67% 1
30	Environmental and Sustainability Studies Minor	26.67% 4
31	European Studies Minor	0.00% 0
32	Film Studies Minor	0.00% 0
33	Finance Minor	0.00% 0
34	French and Francophone Studies Minor	0.00% 0
35	Geography Minor	0.00% 0
36	Geology Minor	0.00% 0
37	German Minor	0.00% 0
38	German Studies Minor	0.00% 0
39	Global Logistics and Transportation Minor	0.00% 0
40	Global Trade Minor	0.00% 0
41	Greek Minor	0.00% 0
42	Healthcare and Medical Services Management Minor	0.00% 0
43	Historic Preservation and Community Planning Minor	0.00% 0
44	History Minor	0.00% 0
45	Hospitality and Tourism Management Minor	0.00% 0
46	Information Management Minor	0.00% 0
47	International Studies Minor	0.00% 0
48	Irish and Irish American Studies Minor	0.00% 0
49	Italian Studies Minor	0.00% 0
50	Japanese Studies Minor	0.00% 0
51	Jewish Studies Minor	0.00% 0
52	Latin American and Caribbean Studies Minor	0.00% 0
53	Latin Minor	0.00% 0
54	Leadership, Change and Social Responsibility Minor	0.00% 0

#	Field	Choice Count
55	Linguistics Minor	0.00% 0
56	Marketing Minor	6.67% 1
57	Mathematics Minor	0.00% 0
58	Medical Humanities Minor	0.00% 0
59	Meteorology Minor	0.00% 0
60	Middle Eastern and Islamic World Studies Minor	0.00% 0
61	Music Minor	0.00% 0
62	Neuroscience Minor	0.00% 0
63	Philosophy Minor	0.00% 0
64	Physics Minor	0.00% 0
65	Political Science Minor	6.67% 1
66	Portuguese and Brazilian Studies Minor	0.00% 0
67	Pre-Actuarial Studies Minor	0.00% 0
68	Project Management Minor	0.00% 0
69	Psychology Minor	20.00% 3
70	Real Estate Minor	0.00% 0
71	Religious Studies Minor	0.00% 0
72	Russian Studies Minor	0.00% 0
73	Sociology Minor	0.00% 0
74	Southern Studies Minor	0.00% 0
75	Spanish Minor	6.67% 1
76	Studio Art Minor	0.00% 0
77	Theatre Minor	6.67% 1
78	Urban Studies Minor	0.00% 0
79	Women's and Gender Studies Minor	6.67% 1
80	Writing, Rhetoric, and Publication Minor	0.00% 0

Q15 - Choose one or more races that you consider yourself to be:



#	Field	Choice Count
1	White	90.91% 20
2	Black or African American	4.55% 1
3	American Indian or Alaska Native	4.55% 1
4	Asian	0.00% 0
5	Native Hawaiian or Pacific Islander	0.00% 0
6	Other	0.00% 0

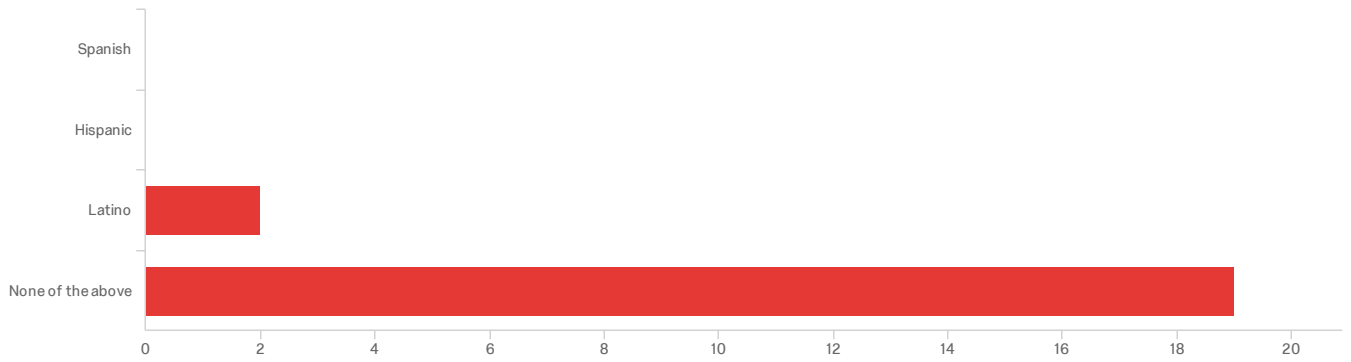
22

Showing rows 1 - 7 of 7

Q15_6_TEXT - Other

Other

Q16 - Are you Spanish, Hispanic, or Latino?



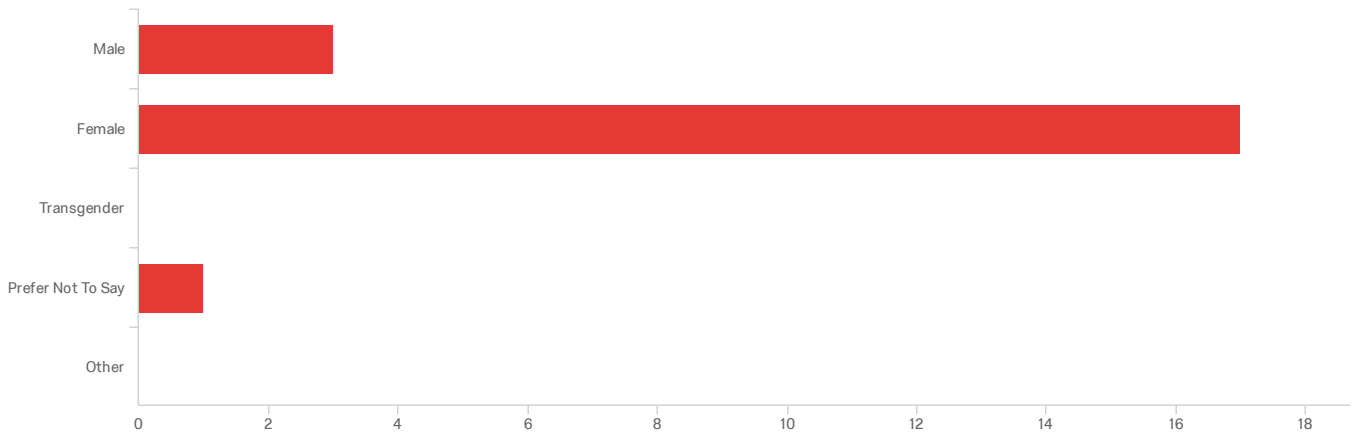
#	Field	Minimum	Maximum	Mean	Std Deviation	Variance	Count
1	Are you Spanish, Hispanic, or Latino?	3.00	4.00	3.90	0.29	0.09	21

#	Field	Choice Count
1	Spanish	0.00% 0
2	Hispanic	0.00% 0
3	Latino	9.52% 2
4	None of the above	90.48% 19

21

Showing rows 1 - 5 of 5

Q17 - What is your sex?



#	Field	Minimum	Maximum	Mean	Std Deviation	Variance	Count
1	What is your sex?	1.00	4.00	1.95	0.58	0.33	21

#	Field	Choice Count
1	Male	14.29% 3
2	Female	80.95% 17
3	Transgender	0.00% 0
4	Prefer Not To Say	4.76% 1
5	Other	0.00% 0
		21

Showing rows 1 - 6 of 6

End of Report