

Student Sustainability Fee Survey 2014

Respondents: 1357 displayed, 1357 total Status: Closed
 Launched Date: 06/20/2014 Closed Date: 06/20/2014

1. If you wish to be entered into a drawing for a variety of prizes, please enter your which e-mail below.

Total Respondents	1191
(skipped this question)	166

2. Please indicate your level of awareness of the Office for Sustainability.

	Response Total	Response Percent	Points	Avg
I was not aware that WMU had an Office for Sustainability before taking this survey	219	17%	n/a	n/a
I was aware that WMU had an Office for Sustainability before taking this survey	1088	83%	n/a	n/a
Total Respondents	1307	100%		
(skipped this question)		50		

3. Have you ever been to the Office for Sustainability?

	Response Total	Response Percent	Points	Avg
Yes	352	27%	n/a	n/a
No, but I know where it is located	489	37%	n/a	n/a
No, I do not know where it is located	466	36%	n/a	n/a
Total Respondents	1307	100%		
(skipped this question)		50		

4. Did you take the Student Sustainability Survey last year?

	Response Total	Response Percent	Points	Avg
Yes	340	26%	n/a	n/a
No	967	74%	n/a	n/a
Total Respondents	1307	100%		
(skipped this question)		50		

5. Are you interested in working on campus sustainability projects?

	Response Total	Response Percent	Points	Avg
Yes	586	45%	n/a	n/a
No	721	55%	n/a	n/a
Total Respondents	1307	100%		
(skipped this question)		50		

6. Are you aware that you paid an \$8.00 Sustainability Fee this semester along with your tuition?

	Response Total	Response Percent	Points	Avg
--	----------------	------------------	--------	-----

Yes		939	72%	n/a	n/a
No		368	28%	n/a	n/a
Total Respondents		1307	100%		
(skipped this question)			50		

7. Have you received a free EcoMug?

	Response Total	Response Percent	Points	Avg
No, I have not received one	544	42%	n/a	n/a
Yes, I use it weekly	169	13%	n/a	n/a
Yes, I use it about once a month	181	14%	n/a	n/a
Yes, but I do not use it	176	13%	n/a	n/a
Yes, but I lost it	237	18%	n/a	n/a
Total Respondents		1307	100%	
(skipped this question)			50	

8. How would you rank the following campus initiatives?

	A "Green Guide" for making more sustainable purchases in the Kalamazoo area	Create a space where students can drink coffee, play music, display art, or express themselves in other ways	A low cost, long-term bicycle rental program	Expand sustainability focused residential options on campus (i.e., green dorms or apartments)	Response Total	Points	Avg
1	17.85% (213)	29% (346)	21.63% (258)	31.52% (376)	1193	n/a	n/a
2	24.98% (298)	22.13% (264)	24.56% (293)	28.33% (338)	1193	n/a	n/a
3	28.58% (341)	21.71% (259)	27.75% (331)	21.96% (262)	1193	n/a	n/a
4	29.76% (355)	27.75% (331)	25.23% (301)	17.27% (206)	1193	n/a	n/a
Total Respondents					1193		
(skipped this question)					164		

9. How would you rank the following food-related initiatives on campus?

	A student-led sustainable foods campus Café	Composting fertilizer from WMU's dining halls	A student-managed farm to provide local produce to WMU Catering, Dining Services, and potential Café	Increase food options on campus (i.e. local, healthy, diet sensitive)	Response Total	Points	Avg
1	16.68% (199)	17.35% (207)	19.61% (234)	46.35% (553)	1193	n/a	n/a
2	24.22% (289)	25.48% (304)	32.36% (386)	17.94% (214)	1193	n/a	n/a
3	27.49% (328)	28.67% (342)	29.09% (347)	14.75% (176)	1193	n/a	n/a
4	33.11% (395)	28.67% (342)	18.11% (216)	20.12% (240)	1193	n/a	n/a
Total Respondents					1193		
(skipped this question)					164		

10. How would you rank the following pollution-prevention initiatives on campus?

	Increase renewable energy infrastructure (i.e., solar, wind, geothermal)	Create initiatives to decrease automobile usage on campus	Increase green retrofits of existing buildings (i.e. green roofs, storm water management)	Reduce WMU's landfill waste	Response Total	Points	Avg
1	38.76% (462)	16.53% (197)	22.9% (273)	21.81% (260)	1192	n/a	n/a
2	24.92% (297)	15.86% (189)	34.56% (412)	24.66% (294)	1192	n/a	n/a
3	21.98% (262)	17.87% (213)	29.28% (349)	30.87% (368)	1192	n/a	n/a
4	15.27% (182)	50.25% (599)	13.26% (158)	21.22% (253)	1192	n/a	n/a
Total Respondents					1192		
(skipped this question)					165		

11. How would you rank the following initiatives for sustainability across the curriculum?

	Create an introductory sustainability course to fulfill general-education credits	Create a graduate sustainability program and/or certificate	Expand opportunities for funded campus sustainability-related student research	Expand opportunities for sustainability-related paid internships and student jobs	Integrate sustainability into existing majors and minors	Create a new sustainability minor	Response Total	Points	Avg
1	34.65% (413)	7.38% (88)	11.24% (134)	22.15% (264)	13.84% (165)	10.74% (128)	1192	n/a	n/a
2	13.67% (163)	13.93% (166)	17.87% (213)	21.06% (251)	19.97% (238)	13.51% (161)	1192	n/a	n/a
3	12.5% (149)	12.25% (146)	21.22% (253)	18.96% (226)	19.88% (237)	15.18% (181)	1192	n/a	n/a
4	11.83% (141)	16.61% (198)	19.46% (232)	17.87% (213)	17.45% (208)	16.78% (200)	1192	n/a	n/a
5	11.41% (136)	21.56% (257)	18.46% (220)	13.42% (160)	17.45% (208)	17.7% (211)	1192	n/a	n/a
6	17.45% (208)	29.11% (347)	12.16% (145)	7.72% (92)	9.4% (112)	24.16% (288)	1192	n/a	n/a
Total Respondents							1192		
(skipped this question)							165		

12. If we did not touch on an idea or project that interests you, please name and briefly describe it/them in the box below:

Total Respondents	151
(skipped this question)	1206

13. Which of the following is a resource that is renewable on the scale of your lifetime?

	Response Total	Response Percent	Points	Avg
Oil	62	5%	n/a	n/a
Iron Ore	51	4%	n/a	n/a
Trees	850	73%	n/a	n/a
Coal	44	4%	n/a	n/a
Don't know	163	14%	n/a	n/a
Total Respondents	1170	100%		
(skipped this question)	187			

14. Ozone forms a protective layer in the earth's upper atmosphere. What does ozone protect us from?

	Response Total	Response Percent	Points	Avg
Acid rain	41	4%	n/a	n/a
Global warming	161	14%	n/a	n/a
Sudden changes in temperature	94	8%	n/a	n/a
Harmful, cancer-causing sunlight	874	75%	n/a	n/a
Total Respondents	1170	100%		
(skipped this question)	187			

15. On July 25th, 2010, the Kalamazoo river experienced one of the largest pollution events in its history. What was the source of the pollution?

	Response Total	Response Percent	Points	Avg
Paper mill waste dumping	88	8%	n/a	n/a
Break in an oil pipeline	627	54%	n/a	n/a
Surface water runoff from yards, city streets, paved lots, and farm fields	69	6%	n/a	n/a
Illegal chemical dumping	74	6%	n/a	n/a
Don't know	312	27%	n/a	n/a
Total Respondents	1170	100%		

(skipped this question) 187

16. Michigan contains a number of wetlands. What is the primary benefit of wetlands?

	Response Total	Response Percent	Points	Avg
Promote flooding	46	4%	n/a	n/a
Help clean the water before it enters lakes, streams, rivers, or oceans	862	74%	n/a	n/a
Help keep the number of undesirable plants and animals low	45	4%	n/a	n/a
Provide good sites for landfills	25	2%	n/a	n/a
Don't know	192	16%	n/a	n/a

Total Respondents 1170 100%

(skipped this question) 187

17. PCBs, a toxic chemical, can be found in very low levels in the Great Lakes. The PCBs are absorbed by small shellfish that live in the water. Which will have the highest concentration of PCBs?

	Response Total	Response Percent	Points	Avg
The shellfish	392	34%	n/a	n/a
Fish that eat the shellfish	379	32%	n/a	n/a
Eggs from the birds that eat the shellfish	180	15%	n/a	n/a
Don't know	219	19%	n/a	n/a

Total Respondents 1170 100%

(skipped this question) 187

18. For a person to get the most food energy out of 100 pounds of vegetables and grain, the person should _____.

	Response Total	Response Percent	Points	Avg
Eat the vegetables and grain	720	62%	n/a	n/a
Feed them to an animal and eat the meat	101	9%	n/a	n/a
Feed them to a cow to produce milk, feed the milk to an animal and eat the meat	179	15%	n/a	n/a
Don't know	170	15%	n/a	n/a

Total Respondents 1170 100%

(skipped this question) 187

19. Fragmentation and destruction of habitats threatens the survival of thousands of plant and animal species worldwide. Which of the following answers contributes most to habitat loss?

	Response Total	Response Percent	Points	Avg
Overhunting/harvesting	48	4%	n/a	n/a
Human developments (farmland, cities, etc.)	843	72%	n/a	n/a
Mining	34	3%	n/a	n/a
Forestry	149	13%	n/a	n/a
Don't know	96	8%	n/a	n/a

Total Respondents 1170 100%

(skipped this question) 187

20. Which of the following sectors is the largest contributor of greenhouse gas emissions in the United States?

	Response Total	Response Percent	Points	Avg
--	----------------	------------------	--------	-----

Commercial/residential		90	8%	n/a	n/a
Industry		345	29%	n/a	n/a
Transportation		465	40%	n/a	n/a
Electricity production		119	10%	n/a	n/a
Don't know		151	13%	n/a	n/a
Total Respondents		1170	100%		
(skipped this question)			187		

21. How many people in the world were forced into slavery to produce the goods owned by a typical American today?

		Response Total	Response Percent	Points	Avg
None		67	6%	n/a	n/a
1		11	1%	n/a	n/a
30		160	14%	n/a	n/a
100		328	28%	n/a	n/a
I have no idea how many		604	52%	n/a	n/a
Total Respondents		1170	100%		
(skipped this question)			187		

22. If a single lily pad, starting at the first of the month, began doubling on a pond each day until the pond was covered completely at the end of the 30 days, on what day would the pond be 1/4 covered?

		Response Total	Response Percent	Points	Avg
3		37	3%	n/a	n/a
7		414	36%	n/a	n/a
19		134	12%	n/a	n/a
28		282	25%	n/a	n/a
Don't know		274	24%	n/a	n/a
Total Respondents		1141	100%		
(skipped this question)			216		

23. When did the global population of humans reach 1 billion?

		Response Total	Response Percent	Points	Avg
1650		32	3%	n/a	n/a
1825		257	23%	n/a	n/a
1900		300	26%	n/a	n/a
1980		226	20%	n/a	n/a
Don't know		326	29%	n/a	n/a
Total Respondents		1141	100%		
(skipped this question)			216		

24. The environment provides a variety of free services to humans which are called ecosystem services. These services provide the cleaning of air and water, food and fiber production, climate regulation, and spiritual benefits. What is the current state of the world's ecosystem services?

		Response Total	Response Percent	Points	Avg
Beyond repair		52	5%	n/a	n/a
Poor		647	57%	n/a	n/a
Average		230	20%	n/a	n/a
Good		34	3%	n/a	n/a
Don't know		178	16%	n/a	n/a
Total Respondents		1141	100%		
(skipped this question)			216		

25. The City of Kalamazoo has the _____ highest per capita poverty rate in the United States?

		Response Total	Response Percent	Points	Avg
10th		84	7%	n/a	n/a
100th		202	18%	n/a	n/a

5th		75	7%	n/a	n/a
25th		287	25%	n/a	n/a
Don't know		493	43%	n/a	n/a
Total Respondents		1141	100%		
(skipped this question)			216		

26. Which is being lost at a faster rate?

		Response Total	Response Percent	Points	Avg
Plant and animal species		893	78%	n/a	n/a
Human cultures		132	12%	n/a	n/a
Don't know		116	10%	n/a	n/a
Total Respondents		1141	100%		
(skipped this question)			216		

27. 40% of the world's wealth is controlled by what percentage of the world's population?

		Response Total	Response Percent	Points	Avg
.1%		556	49%	n/a	n/a
.7%		194	17%	n/a	n/a
10%		226	20%	n/a	n/a
40%		25	2%	n/a	n/a
Don't know		140	12%	n/a	n/a
Total Respondents		1141	100%		
(skipped this question)			216		

28. I expect my quality of life (overall wellbeing—happiness, emotional wellbeing, amount of free time, access to healthcare, access to nature, etc.) to be _____ my parents when I am their age.

		Response Total	Response Percent	Points	Avg
The same as		195	17%	n/a	n/a
Better than		566	50%	n/a	n/a
Worse than		380	33%	n/a	n/a
Total Respondents		1141	100%		
(skipped this question)			216		

29. To what extent do you believe that the topics addressed above impact your and future generations quality of life?

		Response Total	Response Percent	Points	Avg
Very much		809	71%	n/a	n/a
Somewhat		254	22%	n/a	n/a
Very little		54	5%	n/a	n/a
Not at all		24	2%	n/a	n/a
Total Respondents		1141	100%		
(skipped this question)			216		

30. Which of the following best characterizes your vision of the core focus of sustainability?

		Response Total	Response Percent	Points	Avg
Social		61	5%	n/a	n/a
Environmental		269	24%	n/a	n/a
Economic		55	5%	n/a	n/a
All three		710	62%	n/a	n/a
Don't know		46	4%	n/a	n/a
Total Respondents		1141	100%		
(skipped this question)			216		

31. While studying at Western Michigan University, how many courses have you taken that address the topics presented in this survey?

		Response Total	Response Percent	Points	Avg
0 (none that I remember)		521	46%	n/a	n/a
1-2		513	45%	n/a	n/a
3 or more		107	9%	n/a	n/a
Total Respondents		1141	100%		
		(skipped this question)	216		

32. "I am happy with how Sustainability Fee monies are being allocated and managed."

		Response Total	Response Percent	Points	Avg
Yes		329	29%	n/a	n/a
No, but I support the concept		141	12%	n/a	n/a
I am undecided		148	13%	n/a	n/a
I do not support the Sustainability Fee		48	4%	n/a	n/a
I do not know how the Sustainability Fee monies are being spent		465	41%	n/a	n/a
Total Respondents		1131	100%		
		(skipped this question)	226		

33. "My concerns regarding how to spend the Sustainability Fee are being adequately heard and addressed."

		Response Total	Response Percent	Points	Avg
Yes		644	58%	n/a	n/a
No		322	29%	n/a	n/a
Other, please specify:		153	14%	n/a	n/a
view					
Total Respondents		1118	100%		
		(skipped this question)	239		

34. What is your gender?




		Response Total	Response Percent	Points	Avg
Male		444	39%	n/a	n/a
Female		665	59%	n/a	n/a
Other		4	0%	n/a	n/a
I prefer not to answer		18	2%	n/a	n/a
Total Respondents		1131	100%		
		(skipped this question)	226		

35. What is your student classification?

		Response Total	Response Percent	Points	Avg
Undergraduate		946	84%	n/a	n/a
Graduate		176	16%	n/a	n/a
Other, please specify		6	1%	n/a	n/a
view					
Total Respondents		1128	100%		
		(skipped this question)	229		

36. How many years have you attended WMU?











		Response Total	Response Percent	Points	Avg
One		378	33%	n/a	n/a
Two		268	24%	n/a	n/a

Three		200	18%	n/a	n/a
Four		159	14%	n/a	n/a
Five +		126	11%	n/a	n/a
Total Respondents		1131	100%		
(skipped this question)			226		

37. Please select your college(s) from the following list.

	Arts and Sciences	Aviation	Business	Education & Human Development	Engineering & Applied Sciences	Fine Arts	Health & Human Services	Response Total	Points	Avg
Major 1	30.35% (339)	3.94% (44)	28.2% (315)	11.82% (132)	10.47% (117)	4.74% (53)	10.47% (117)	1117	n/a	n/a
Major 2 or Minor	39.13% (306)	1.66% (13)	30.05% (235)	10.36% (81)	6.27% (49)	3.32% (26)	9.21% (72)	782	n/a	n/a
Total Respondents								1120		
(skipped this question)								237		

38. How did you hear about this survey?

	Response Total	Response Percent	Points	Avg
In class announcement		173	15%	n/a
Poster or flier		96	8%	n/a
Facebook		79	7%	n/a
Twitter		10	1%	n/a
Email		609	54%	n/a
Word of mouth		77	7%	n/a
WMU News		89	8%	n/a
Sustainability webpage		27	2%	n/a
GoWMU announcement section		239	21%	n/a
Other, please specify		61	5%	n/a
view				
Total Respondents		1132		
(skipped this question)			225	