

# 2020 CTR Survey Results

UW Bothell

# About this Year's Survey

While we understand that our region is being impacted by COVID-19, there is still much to learn about commute behaviors now and post-COVID in an effort to inform commute trip reduction programs in the future. With that in mind, we followed a WSDOT recommendation to move forward with a CTR Survey in the fall.

In an effort to meet WSDOT requirements and provide a better user experience, we decided to implement a pilot Commute Trip Reduction (CTR) Survey created by WSDOT using SurveyMonkey. Not only was the user experience improved upon through the platform, it also allowed participants to answer on their mobile device.

Additionally, this year's survey had questions related to teleworking and COVID-19, to provide an added layer of utility for your worksite.

Unlike in years past where the survey asked about the previous week's commute behavior, this year the survey asked participants to share how they get to work "during a common week." The participants answered this question based on current conditions, what would be common as of the time they took the survey, not pre-COVID-19.

## Survey Administration

The CTR Survey was Administered by a partnership with worksite Employee Transportation Coordinators (ETCs) and the Community Transit CTR Team. Results were gathered and delivered by Washington State Dept. of Transportation.

Additional analysis and this report were completed by Community Transit.

For more information, please contact the Community Transit CTR Team at [CTR@commtrans.org](mailto:CTR@commtrans.org).



## Program Recommendations from your Community Transit Team

---

Dani,

Thank you for all your efforts to complete your bi-annual CTR Survey. Although this year was definitely different, the survey provided useful information and feedback, especially how telework has fit into the mix and the desire for it to continue.

Takeaways related to telework/flex schedules:

- Employees are interested in incentives for telework and flex schedule options. I think you might have flex schedule options? If so, perhaps they just need to be promoted more?
- Of those who are currently teleworking, they said they are as productive as before if not more, are satisfied overall with telework and want to continue work from home options post pandemic.
- As you know we just launched some telework resources through a program called [WorkSmart](#) which includes a free consultant with sample policies and other resources to move the needle on long term telework plans for our CTR sites. Does it make sense for you to work with Elham or perhaps pass her info along to someone else at UW Bothell?

Other things I noticed:

- I am seeing interest in transit commutes post pandemic so that's encouraging especially since employees have ORCA benefits with their UW ID I believe, right?
- Let me know if you want to work to re-create a zip map to promote carpool/vanpools. It might be most useful to create this with neighbor CTR sites in Bothell to have a larger pool.
- Look over the open ended replies in the excel sheet of raw data as those are always insightful as well.

If you have any questions, feel free to contact me. We are planning to aggregate survey results for our entire program and present findings in January, so I hope you're available when we schedule the meeting.

Thanks for all you do on behalf of Commute Trip Reduction.

Ross Peizer

[CTR@commtrans.org](mailto:CTR@commtrans.org)

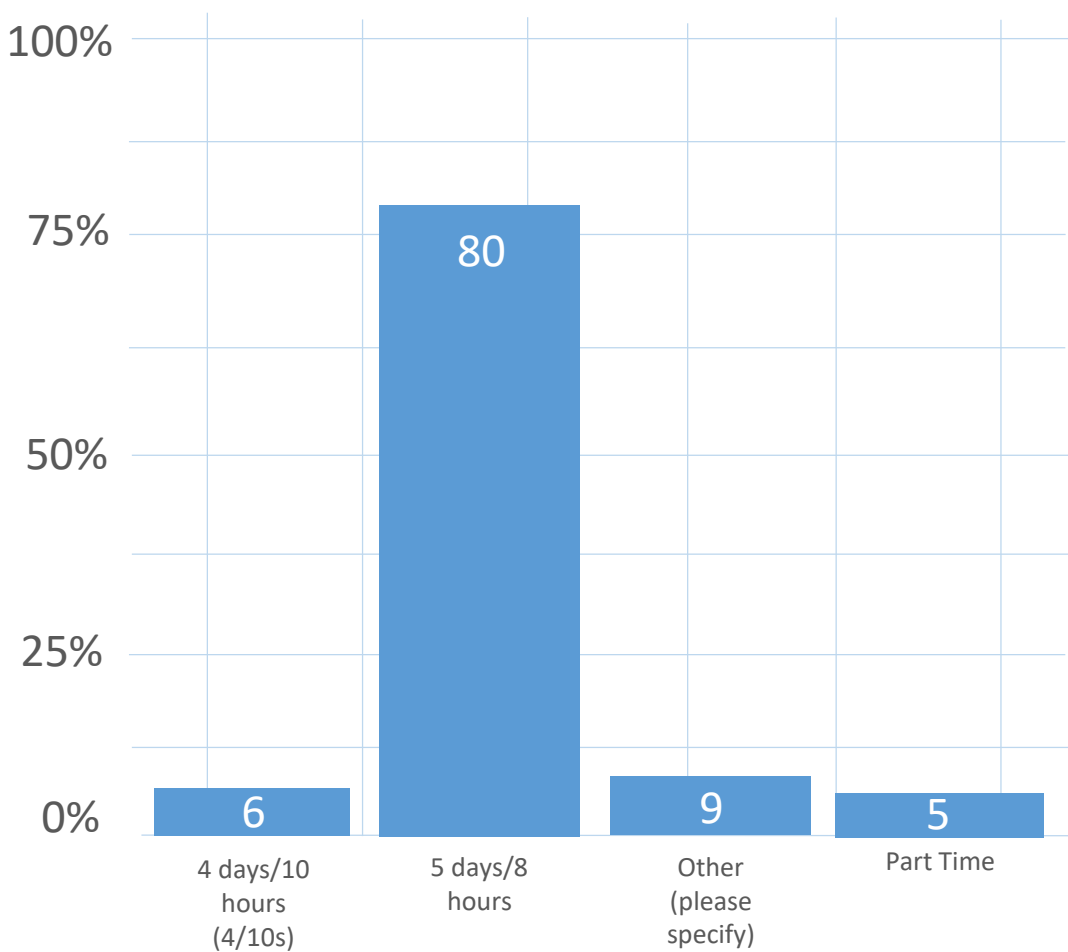
# UW Bothell

## Survey Summary

Survey Dates Oct. 8-Oct. 23, 2020

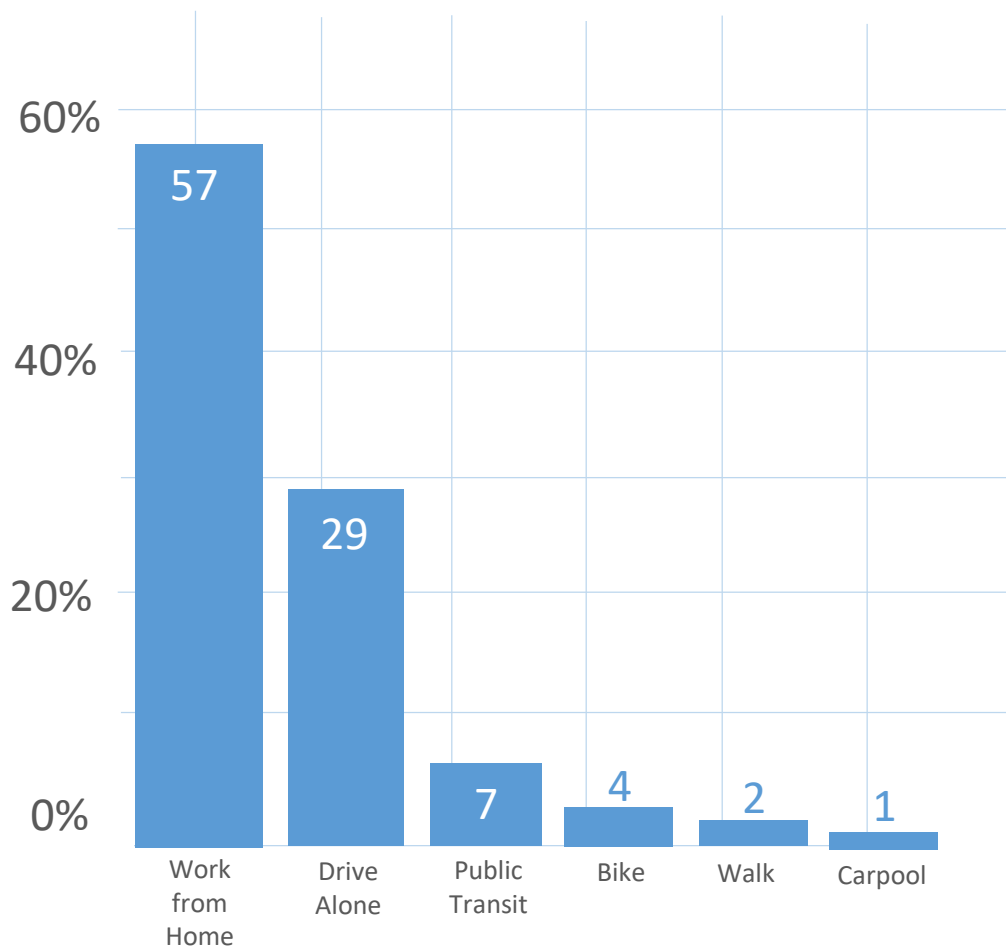
Total Responses: 161

Which of the following best describes your work schedule?



161 out of 161 participants responded to this question.

During a common week, how do you get to work each day? Please only fill out the days you are working. If you do not have a common commute week, please use your commute from last week.



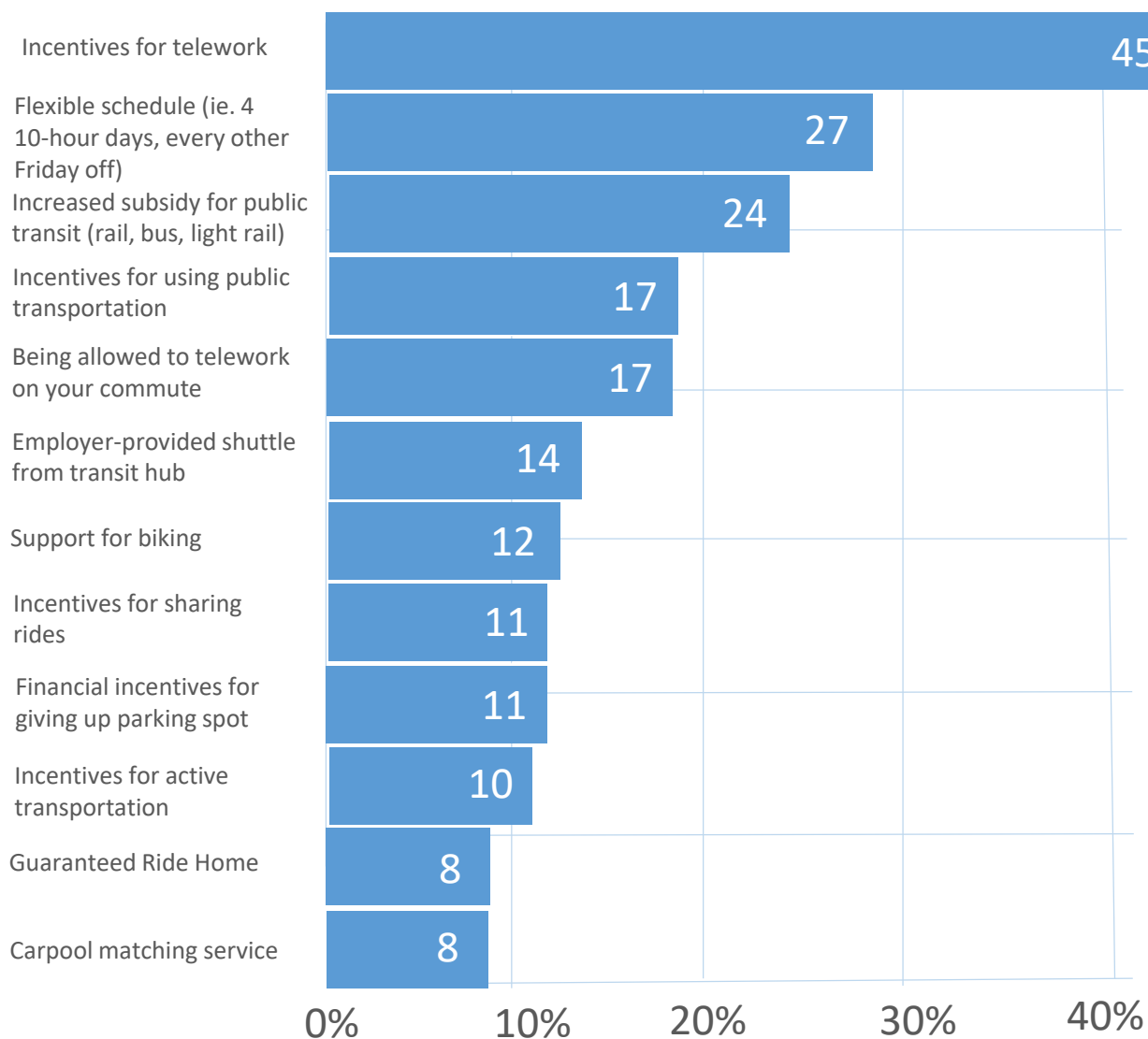
145 out of 161 participants responded to this question.

## What is your home zip code?

Zip Code	Respondents	Zip Code	Respondents
98000	1	98122	1
98005	1	98125	5
98006	2	98126	1
98007	1	98133	1
98011	13	98136	1
98012	10	98144	1
98014	1	98155	4
98019	1	98168	1
98021	8	98177	2
98027	1	98199	2
98028	5	98204	3
98033	4	98208	5
98034	3	98239	1
98036	6	98251	1
98037	2	98258	1
98043	1	98270	1
98052	3	98272	3
98053	1	98275	1
98058	1	98290	3
98072	2	98292	1
98077	2	98294	1
98087	2	98296	5
98101	2	98354	1
98102	5	98405	1
98103	2	98466	1
98104	1		
98105	4		
98107	2		
98112	2		
98115	6		
98117	1		
98118	1		

145 out of 161 participants responded to this question.

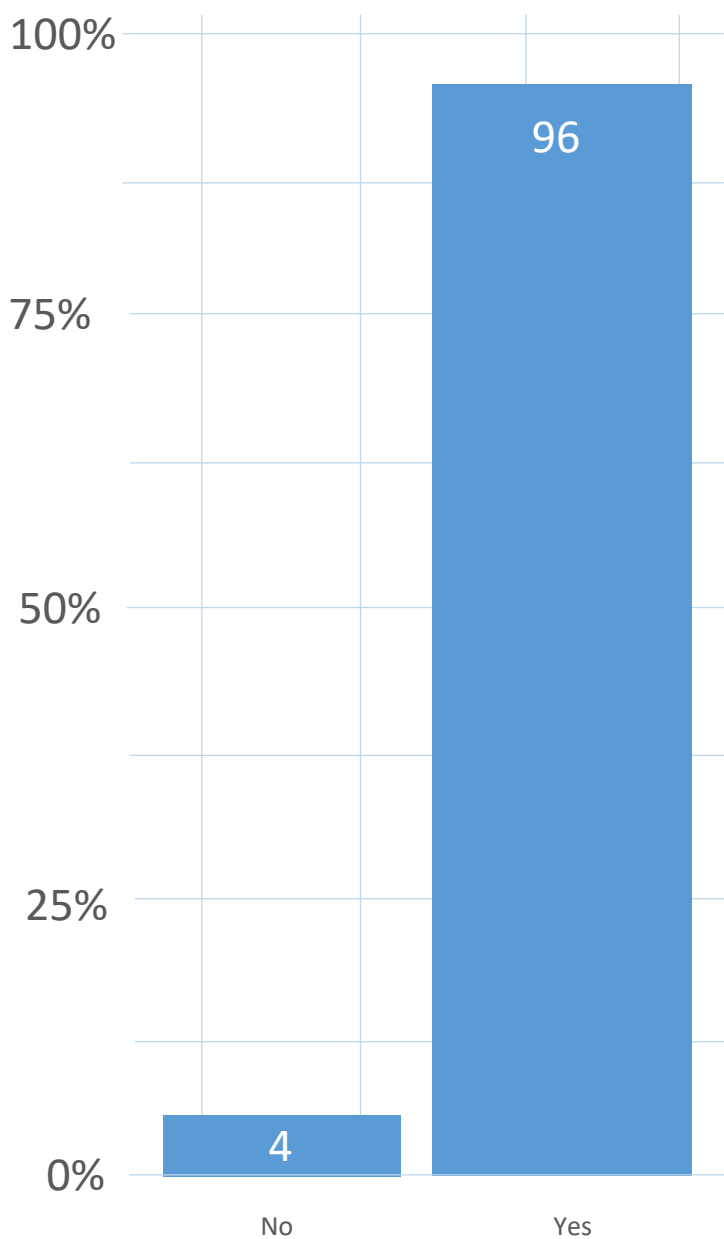
Which of the options below would make you consider using a non-drive alone commute mode more? Please select your top three.



Only options that received more than five percent are shown. The responses indicating always or never driving alone were also removed.

144 out of 161 participants responded to this question.

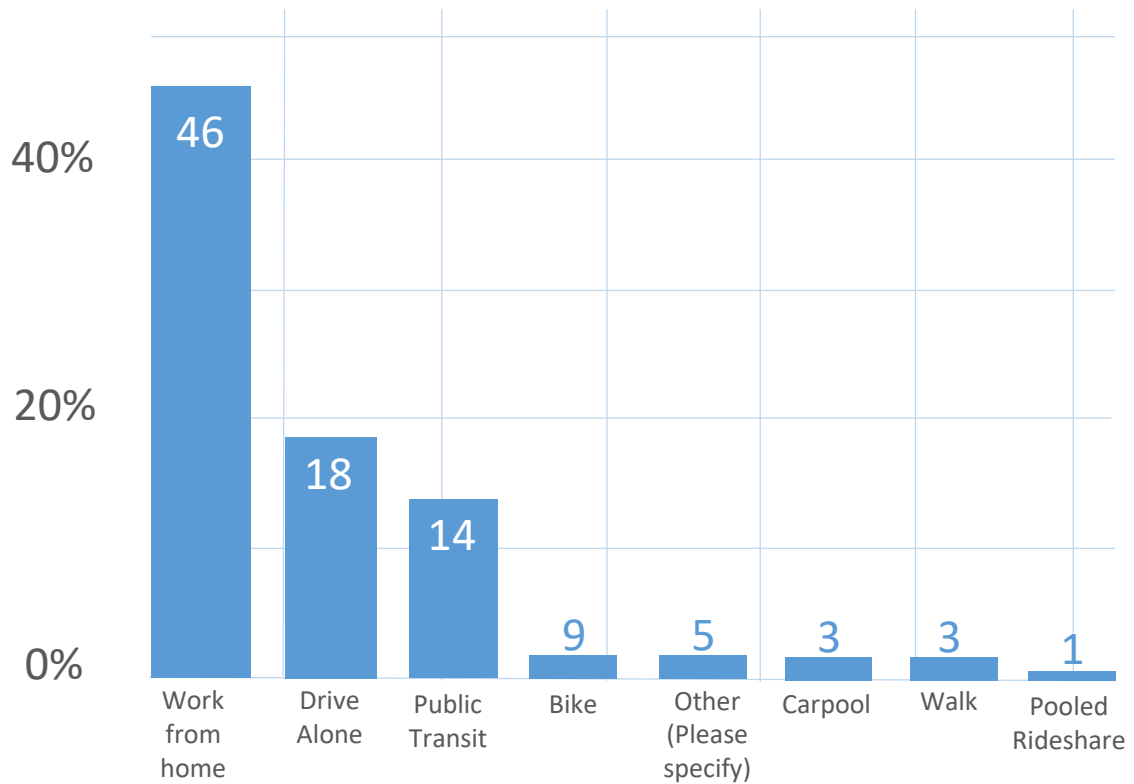
Has your commute changed with the COVID-19 pandemic?



153 out of 161 participants responded to this question.



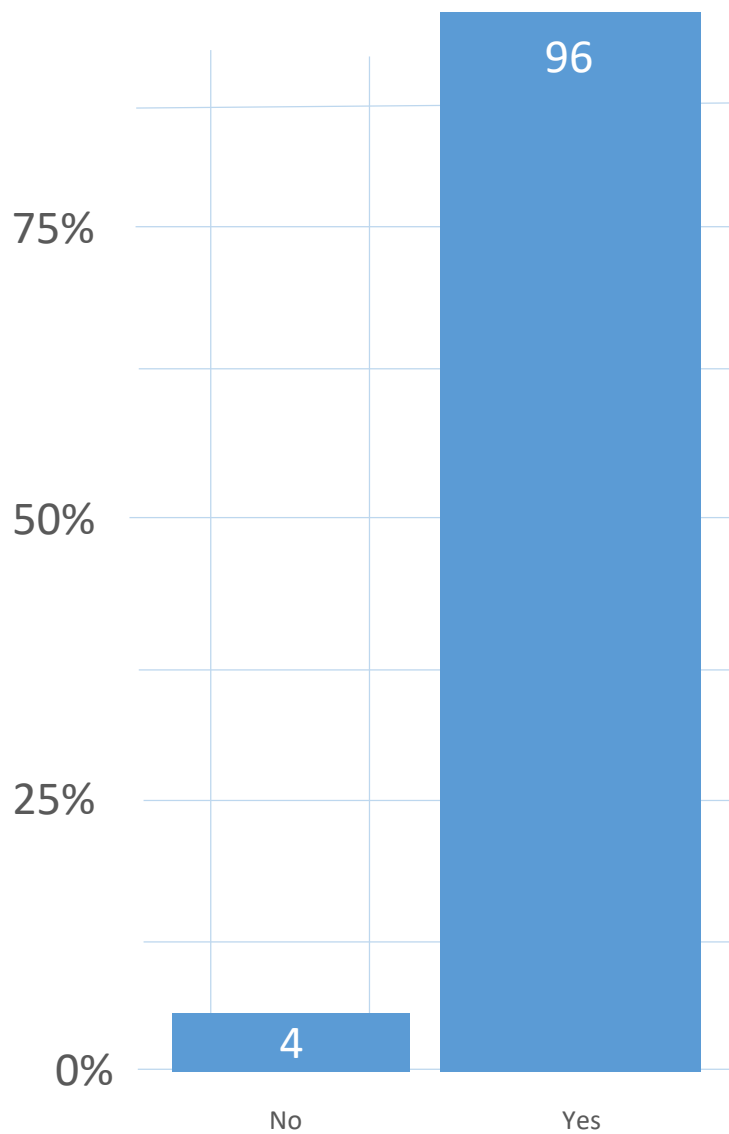
After COVID-19 is contained, how would you prefer to commute on most days?



Only people who reported a change in commute during the pandemic were asked this question.

147 of 147 participants responded to this question.

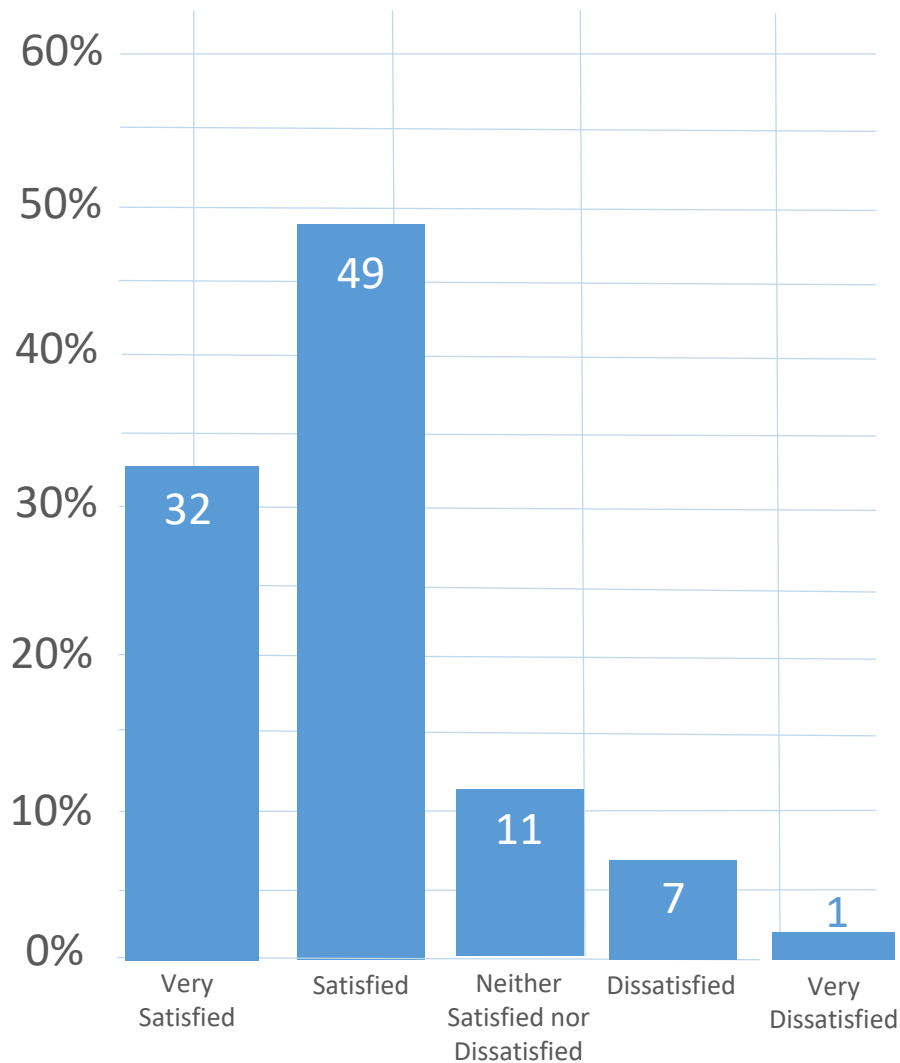
Are you currently working from home?



Only people who reported a change in commute during the pandemic were asked this question.

147 out of 147 participants responded to this question.

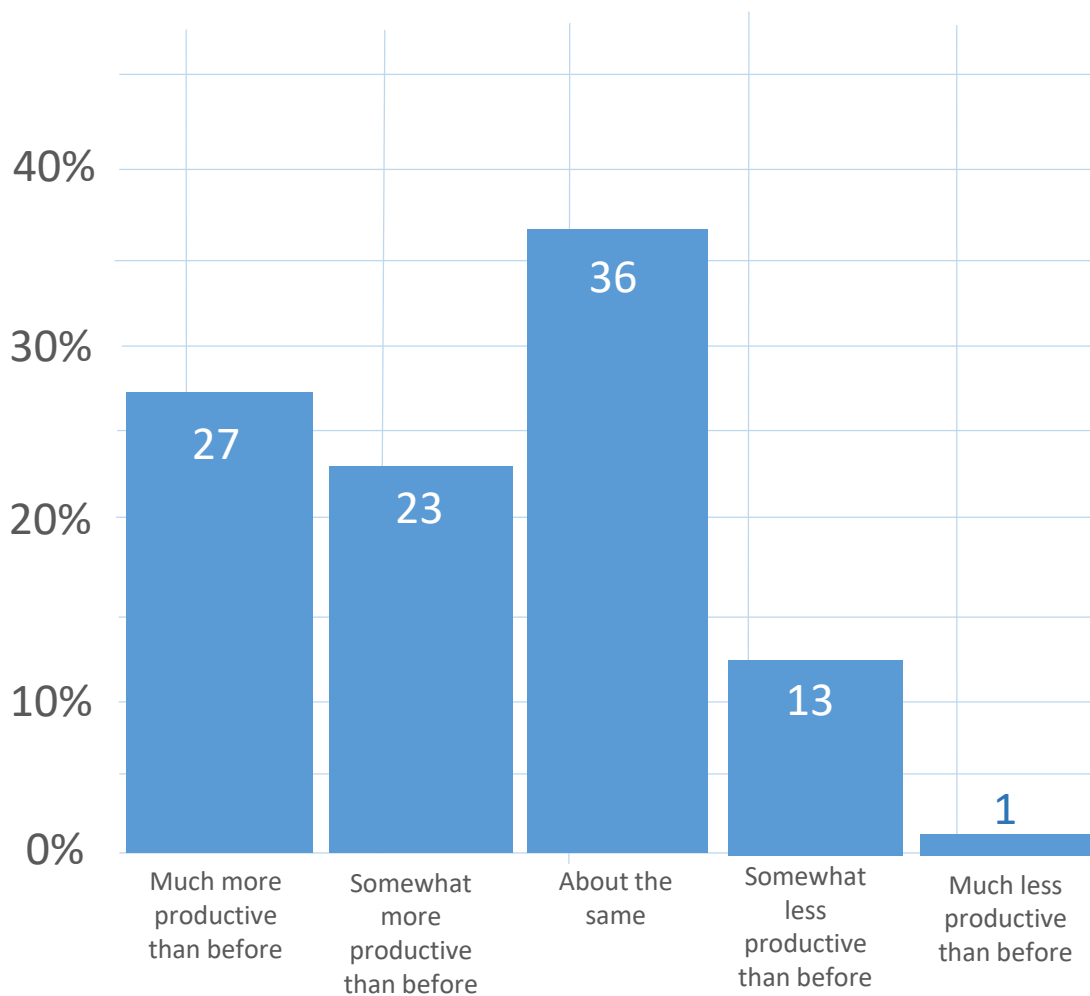
How do you feel about your overall work from home experience?



Only people who reported working from home were asked this question.

139 out of 141 participants responded to this question.

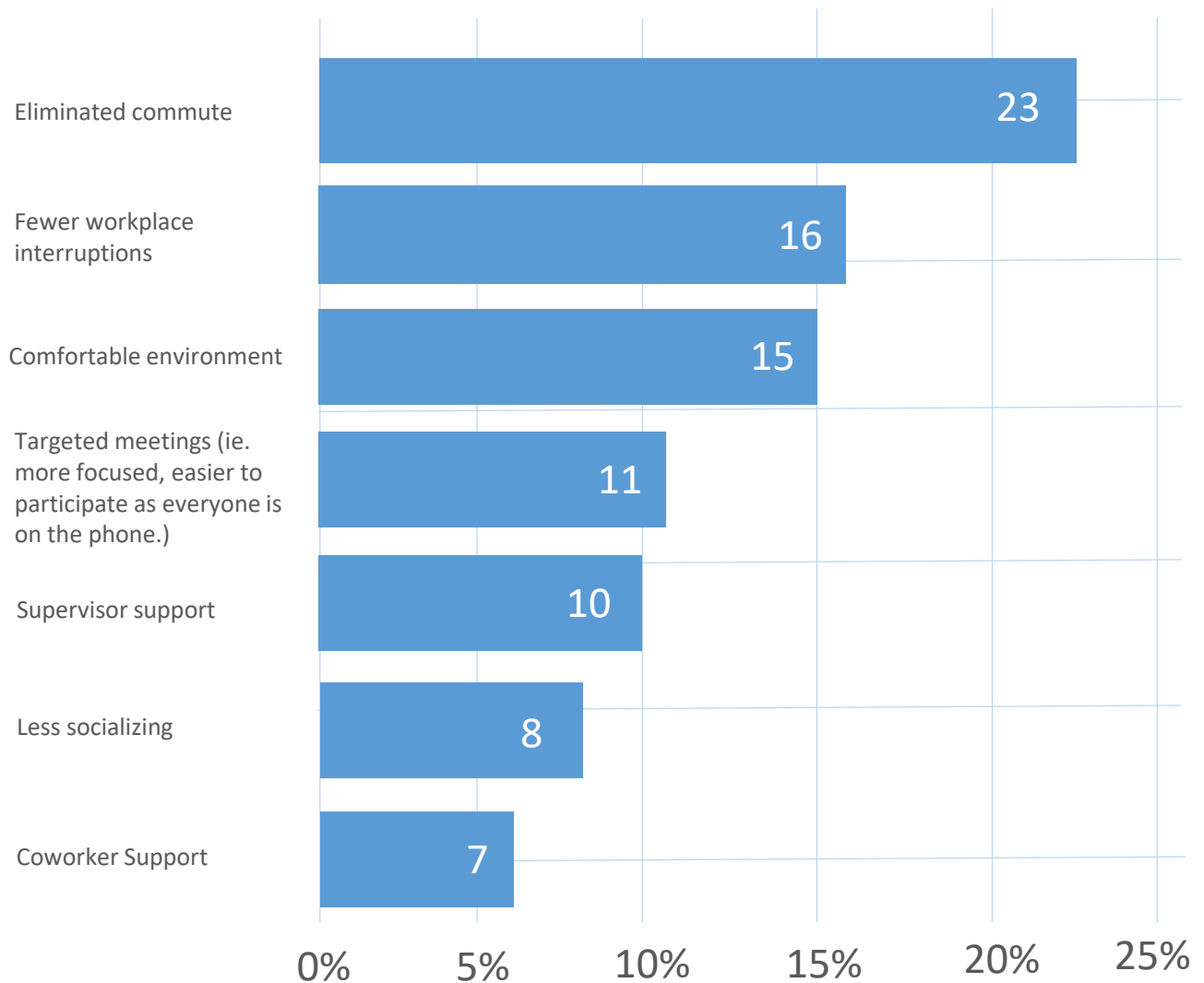
During the past week, how productive have you been while working from home?



Only people who reported working from home were asked this question.

138 out of 141 participants responded to this question.

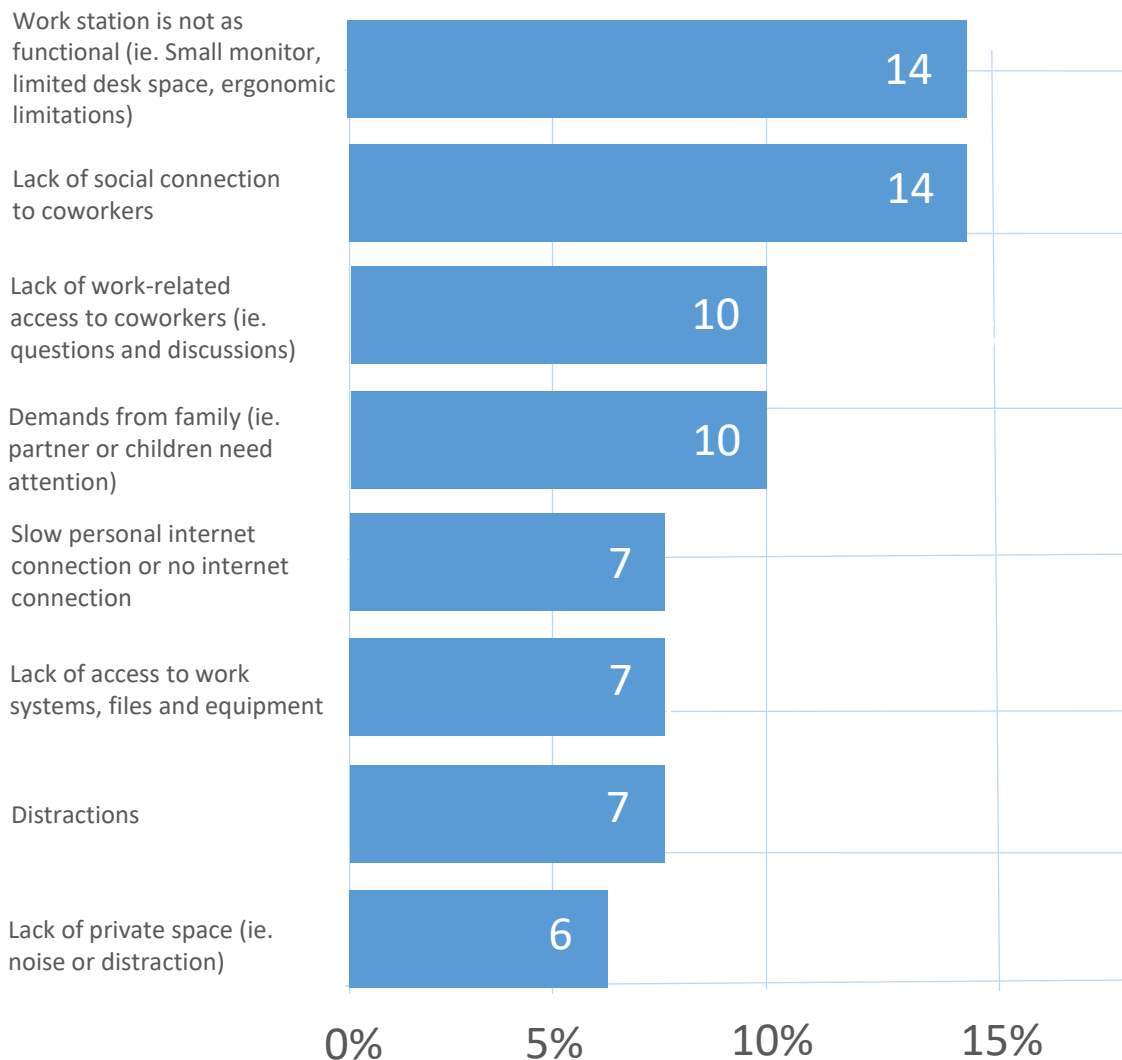
What, if anything, is helping your productivity? (Please select all that apply.)



Only options that received more than five percent are shown. Only people who reported working from home were asked this question.

134 out of 141 participants responded to this question.

What, if anything, is a barrier to your productivity? (Please select all that apply.)



Only options that received more than five percent are shown. Only people who reported working from home were asked this question.

126 out of 141 participants responded to this question.

communitytransit

