

PIPs @ UCCS

Activity and Impact Report

Aug-Dec '20





UCCS PIPs Budget


The UCCS PIPs Budget for 2020-21 started with a base of 2M PIPs to which was added 79,660 PIPs from students who graduated in Spring 2020, plus 374,383 PIPs that were unearned in the Year 2019-20, for a total of 2,454,043 PIPs.

	2020-21	Aug	Sept	Oct	Nov	Dec	Jan	Feb	Mar	Apr	May
PIPs Budget	2,454,043										
Monthly Budget	223,095										
PIPs Earned		99,154	214,204	221,968	183,212	133,334					
%Earned/ Monthly Budget		44%	96%	99%	82%	60%					
%Earned/ Budget		4%	9%	9%	7%	5%					
%Earned/ Budget (cum)		4%	13%	22%	29%	35%					
PIPs Used		(89,848)	(75,207)	(106,485)	(141,133)	111,052					
%Used/Budget		4%	3%	4%	6%	5%					

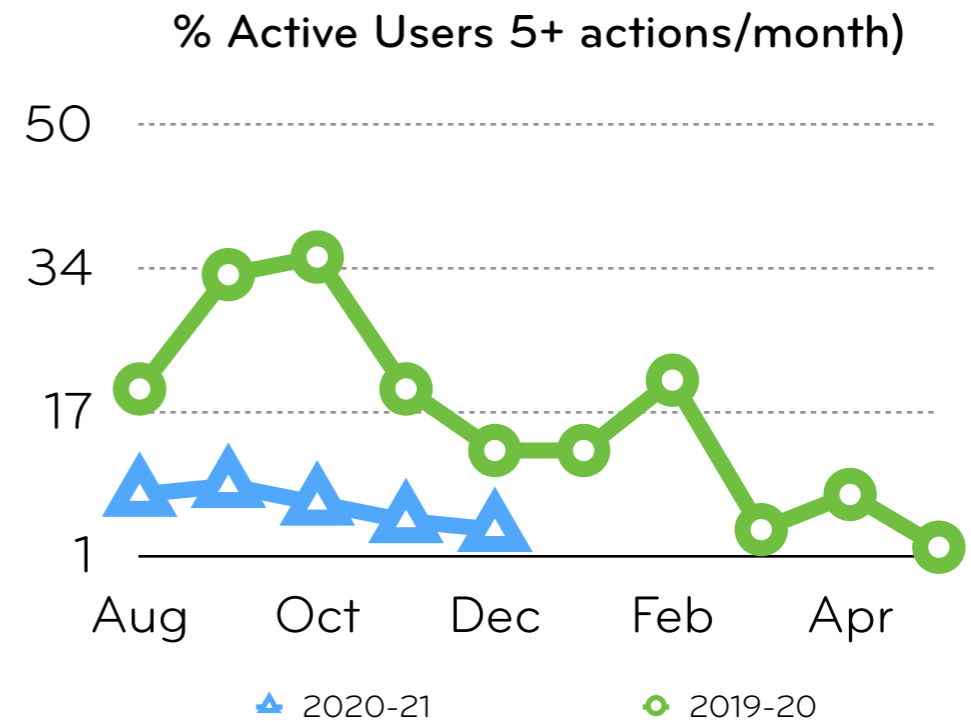
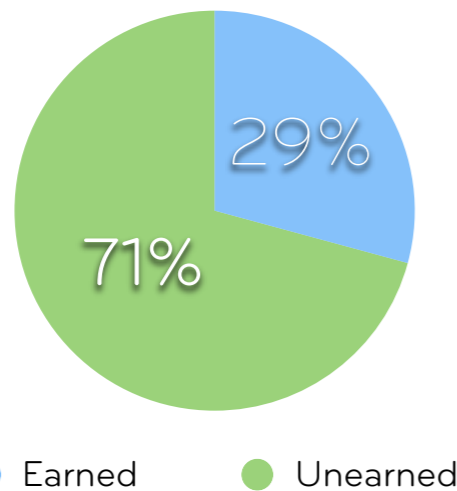


PIPs Motivates Engagement

The UCCS community added 2 new PIPs users in December 2020 for a total since Aug 2019 of 1965.



December 2020 activity among active users (those taking 5+ actions per month) is down to 4% from a high of 9% in September 2020.

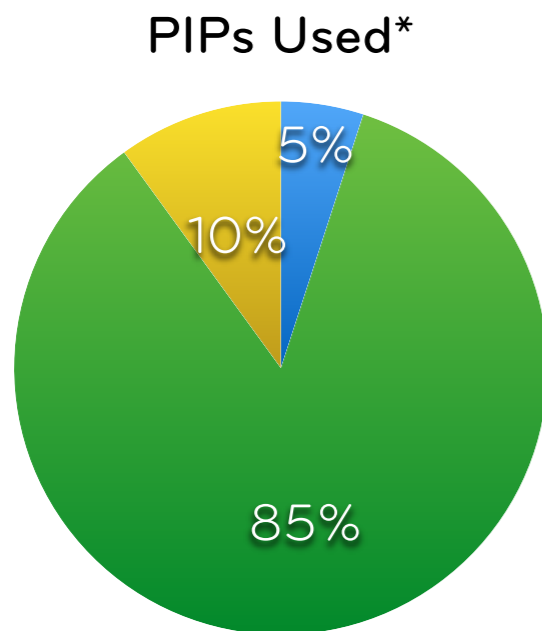


UCCS students have earned 850,372 PIPs since August 1, 2020, or 35% of the overall PIPs budget.



PIPs Generates Value

Benefits accrue to both students and UCCS as PIPs are used. Sixty-two percent of PIPs earned since August 1, 2020 have been used.



- P4S commitments
- Other Gift Cards
- Food Gift Cards

Year to date, most PIPs have been redeemed for gift cards.

TOTAL VALUE DERIVED 2020-21 (To date)		
P4S	\$6,212.76	25%
FOOD GIFT CARDS	\$970	4%
OTHER GIFT CARDS	\$2450	10%
TOTAL	\$9,632.76	39%

This chart shows the total value derived from three top PIPs use options, and the total value derived as a percentage of the annual subscription fee for academic year 2020-21.



UCCS also benefits from the carbon savings associated with several of the most popular earn actions. As of December 2nd 2020, UCCS users have saved 40,330 lbs of carbon, the equivalent of planting 840 trees. At \$7.50/ton, the value of these reductions is approximately \$151.

CARBON IMPACT BY CU COMMUNITY (As of 1/10/21)		
Carbon Saving Actions	Total Actions Taken	Impact (lbs CO2 saved)
Refilling Water Bottles	46,069	8410
Walking	3723	13979
Recycling	27,084	9674
Riding the bus	3610	4282
Biking	1357	1757
Dining in	39	22
Composting	11815	6512
Total CO2 Saved	93,697	44,636
Trees planted (equivalence)		930
Value of carbon saved (\$7.50/ton)		167