

Campus Commute

The Office of Sustainability is using this survey to gauge student and faculty commuting habits.

1. What has been your primary mode of commuting to campus?

Mark only one oval.

- Single Occupancy Vehicle
- Zero Emissions Vehicle
- Walk, Cycle, or Other Non-motorized Mode
- Carpool/Vanpool
- Campus Shuttle/Public Transport
- Motorcycle, Motorized Scooter/Bike, or Moped

2. How far do you estimate you travel to campus each day?

Mark only one oval.

- less than 1 mile
- 2-5 miles
- 5-10 miles
- 10-20 miles
- greater than 20 miles

3. Did you purchase a Tennessee Tech Parking Pass?

Mark only one oval.

- Yes
- No

4. Are you aware of the BikeShare program and Shuttle Service on campus?

Mark only one oval.

Yes

No

5. How many of the following have you used this semester?

Check all that apply.

Campus Shuttle

Bike Share Bike

Riding with a Friend

Self-owned Bike

Parking in the Commuter Lot near Tech Village or Other Lot on Campus

6. Please list any comments or inputs regarding campus sustainability below. This can include ideas and/or areas of improvement.

7. If you are interested in getting involved, please indicate how would you like to keep current on campus sustainability.

Check all that apply.

Facebook (TTU Sustainable Campus Committee)

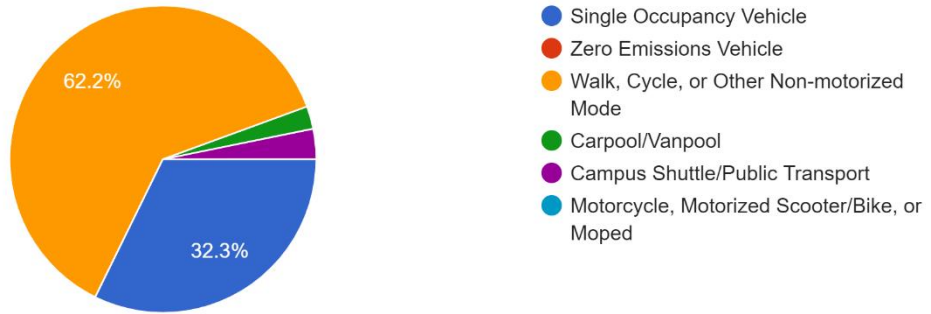
Instagram (@TNTechEcoEagles)

Email (TTUGreen@tntech.edu)

Sustainable Campus Committee Monthly Meetings

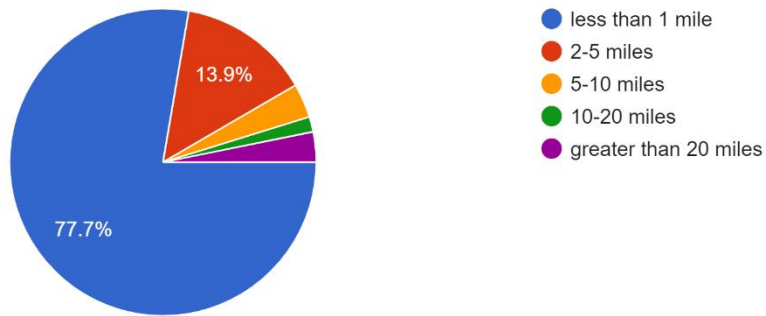
What has been your primary mode of commuting to campus?

251 responses



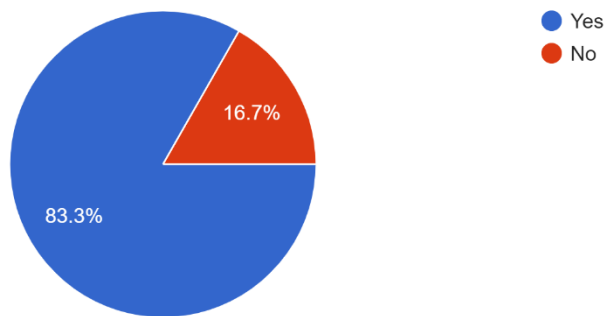
How far do you estimate you travel to campus each day?

251 responses



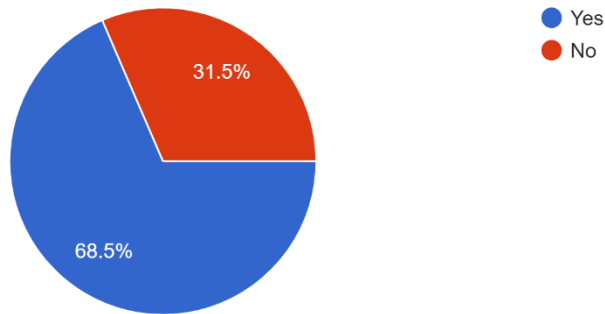
Did you purchase a Tennessee Tech Parking Pass?

251 responses



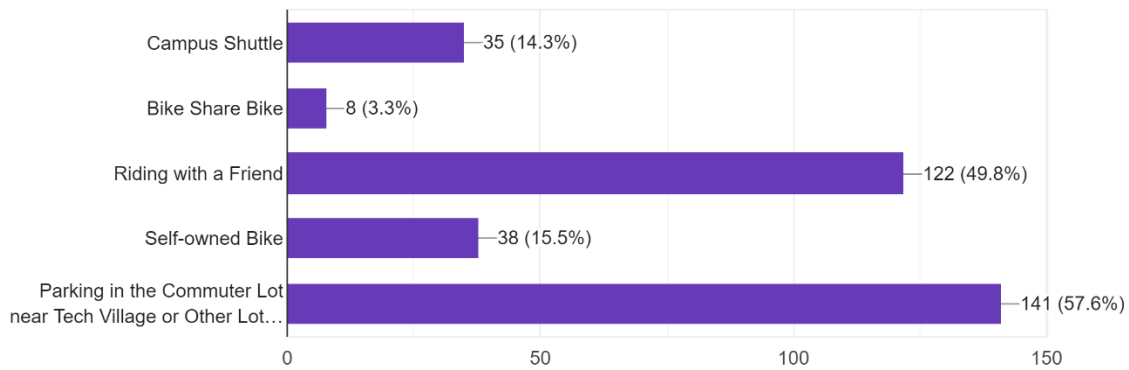
Are you aware of the BikeShare program, B.I.K.E Club, and Shuttle Service on campus?

251 responses



How many of the following have you used this semester?

245 responses



If you are interested in getting involved, please indicate how would you like to keep current on campus sustainability.

67 responses

