

# Assessing Student Attitudes Toward Sustainability

Description: Survey Results

Date Created: 3/19/2013

Date Range: 2/25/2013 - 3/19/2013

Total Respondents: 327

Q1. What is your student classification?			
Count	Percent		
63	19.27%		Freshman
62	18.96%		Sophomore
90	27.52%		Junior
77	23.55%		Senior
35	10.70%		Graduate student
327	Respondents		

Q2. What is your gender?			
Count	Percent		
113	34.56%		Male
214	65.44%		Female
327	Respondents		

Q3. Where do you live?			
Count	Percent		
134	40.98%		On campus
193	59.02%		Off campus
327	Respondents		

Q4. What is your academic College affiliation at SRU?			
Count	Percent		
88	26.91%		College of Business, Information and Social Sciences
58	17.74%		College of Education
151	46.18%		College of Health, Environment and Science
30	9.17%		College of Humanities, Fine and Performing Arts
327	Respondents		

Q5. On a scale of 1 to 7, with 1 being "Very unimportant" and 7 being "Very important," how important to you is each of the following issues facing the country today? - Economy			
Count	Percent		
7	2.14%		1 - Very unimportant
6	1.83%		2
13	3.98%		3
38	11.62%		4
70	21.41%		5
84	25.69%		6
109	33.33%		7 - Very important
327	Respondents		

Q6. On a scale of 1 to 7, with 1 being "Very unimportant" and 7 being "Very important," how important to you is each of the following issues facing the country today? - Health care

Count	Percent		
10	3.06%		1 - Very unimportant
9	2.75%		2
13	3.98%		3
33	10.09%		4
74	22.63%		5
75	22.94%		6
113	34.56%		7 - Very important
327	Respondents		


Q7. On a scale of 1 to 7, with 1 being "Very unimportant" and 7 being "Very important," how important to you is each of the following issues facing the country today? - Climate change

Count	Percent		
26	7.95%		1 - Very unimportant
23	7.03%		2
28	8.56%		3
46	14.07%		4
58	17.74%		5
53	16.21%		6
93	28.44%		7 - Very important
327	Respondents		

Q8. On a scale of 1 to 7, with 1 being "Very unimportant" and 7 being "Very important," how important to you is each of the following issues facing the country today? - War in Afghanistan

Count	Percent		
19	5.81%		1 - Very unimportant
26	7.95%		2
36	11.01%		3
74	22.63%		4
69	21.10%		5
58	17.74%		6
45	13.76%		7 - Very important
327	Respondents		

Q9. On a scale of 1 to 7, with 1 being "Very unimportant" and 7 being "Very important," how important to you is each of the following issues facing the country today? - Poverty

Count	Percent		
11	3.36%		1 - Very unimportant
12	3.67%		2
38	11.62%		3
71	21.71%		4
76	23.24%		5
67	20.49%		6
52	15.90%		7 - Very important
327	Respondents		

Q10. True or False: The buildup of greenhouse gases due to human activities is changing the climate at a pace and in a way that threatens human health, society, and the natural environment.

Count	Percent		
268	81.96%		True
59	18.04%		False
327	Respondents		

Q11. Do you think that global climate change will be a major problem, a minor problem, or no problem at all in your lifetime?

Count	Percent		
146	47.71%		Major problem
141	46.08%		Minor problem
19	6.21%		No problem
306	Respondents		

Q12. Do you think that global climate change will be a major problem, a minor problem, or no problem at all for your children or grand-children's generations?

Count	Percent		
232	75.82%		Major problem
60	19.61%		Minor problem
14	4.58%		No problem
306	Respondents		

Q13. A "Climatic Tipping Point" is:

Count	Percent		
23	7.52%		The point at which a melting glacier will fracture off the main ice floe and tumble into the sea
28	9.15%		The year 2100, which Al Gore designated as the date by which greenhouse gas emissions must be reduced to 280 ppm in order to avoid a climatic catastrophe
255	83.33%		A threshold beyond which a small additional increase in average temperature or some associated climate variable results in major changes to the affected system
306	Respondents		

Q14. How important do you think it is for Americans to conserve energy?

Count	Percent		
15	4.90%		1 - Very unimportant
5	1.63%		2
12	3.92%		3
19	6.21%		4
51	16.67%		5
59	19.28%		6
145	47.39%		7 - Very important
306	Respondents		

Q15. How important is it to you that SRU be a leader in sustainability and the environment?

Count	Percent		
21	6.86%		1 - Very unimportant
9	2.94%		2
17	5.56%		3
27	8.82%		4
41	13.40%		5
59	19.28%		6
132	43.14%		7 - Very important
306	Respondents		

Q16. Please indicate how important the following environmental-related issues at SRU are to you: - Recycling

Count	Percent		
12	3.92%		1 - Very unimportant
2	0.65%		2
7	2.29%		3
21	6.86%		4
42	13.73%		5
77	25.16%		6
145	47.39%		7 - Very important
306	Respondents		

Q17. Please indicate how important the following environmental-related issues at SRU are to you: - Energy consumption

Count	Percent		
9	2.94%		1 - Very unimportant
9	2.94%		2
7	2.29%		3
24	7.84%		4
62	20.26%		5
78	25.49%		6
117	38.24%		7 - Very important
306	Respondents		




Q18. Please indicate how important the following environmental-related issues at SRU are to you: - Environmental effects on my health

Count	Percent		
6	1.96%		1 - Very unimportant
12	3.92%		2
5	1.63%		3
30	9.80%		4
40	13.07%		5
66	21.57%		6
147	48.04%		7 - Very important
306	Respondents		

Q19. Please indicate how important the following environmental-related issues at SRU are to you: - Air pollution

Count	Percent		
5	1.63%		1 - Very unimportant
6	1.96%		2
8	2.61%		3
27	8.82%		4
50	16.34%		5
74	24.18%		6
136	44.44%		7 - Very important
306	Respondents		







Q20. Please indicate how important the following environmental-related issues at SRU are to you: - Water pollution

Count	Percent		
8	2.61%		1 - Very unimportant
5	1.63%		2
3	0.98%		3
18	5.88%		4
35	11.44%		5
67	21.90%		6
170	55.56%		7 - Very important
306	Respondents		

Q21. Please indicate how important the following environmental-related issues at SRU are to you: - Water conservation

Count	Percent		
12	3.92%		1 - Very unimportant
6	1.96%		2
8	2.61%		3
34	11.11%		4
51	16.67%		5
73	23.86%		6
122	39.87%		7 - Very important
306	Respondents		

Q22. Please indicate how important the following environmental-related issues at SRU are to you: - Alternative transportation

Count	Percent		
20	6.54%		1 - Very unimportant
6	1.96%		2
12	3.92%		3
47	15.36%		4
65	21.24%		5
52	16.99%		6
104	33.99%		7 - Very important
306	Respondents		

Q23. Please indicate how important the following environmental-related issues at SRU are to you: - Elimination of waste in Food Services Operations

Count	Percent		
12	3.92%		1 - Very unimportant
11	3.59%		2
8	2.61%		3
30	9.80%		4
51	16.67%		5
69	22.55%		6
125	40.85%		7 - Very important
306	Respondents		

Q24. The majority of the world's greenhouse gas emissions are associated with:

Count	Percent		
23	7.96%		Agricultural production
17	5.88%		Building energy use
136	47.06%		Transportation
17	5.88%		Methane release from naturally-occurring rifts in undersea formations
96	33.22%		Industrial manufacturing
289	Respondents		

Q25. On a scale of 1 to 7, with 1 being "Never" and 7 being "Always," please indicate to what extent you practice the 3-Rs; Reduce, Reuse, Recycle: - Reduce (don't buy/use things you don't really need)

Count	Percent		
5	1.73%		1 - Never
3	1.04%		2
26	9.00%		3
54	18.69%		4
100	34.60%		5
61	21.11%		6
40	13.84%		7 - Always
289	Respondents		

Q26. On a scale of 1 to 7, with 1 being "Never" and 7 being "Always," please indicate to what extent you practice the 3-Rs; Reduce, Reuse, Recycle: - Reuse (reuse something multiple times before discarding or recycling)

Count	Percent		
1	0.35%		1 - Never
4	1.38%		2
11	3.81%		3
28	9.69%		4
76	26.30%		5
102	35.29%		6
67	23.18%		7 - Always
289	Respondents		

Q27. On a scale of 1 to 7, with 1 being "Never" and 7 being "Always," please indicate to what extent you practice the 3-Rs; Reduce, Reuse, Recycle: - Recycle

Count	Percent		
9	3.11%		1 - Never
11	3.81%		2
14	4.84%		3
32	11.07%		4
52	17.99%		5
79	27.34%		6
92	31.83%		7 - Always
289	Respondents		

Q28. Please indicate which of the following you have done or used in the last 30 days: (Check all that apply)

Count	Respondent %	Response %	
245	84.78%	13.63%	
249	86.16%	13.86%	
182	62.98%	10.13%	
171	59.17%	9.52%	
152	52.60%	8.46%	
121	41.87%	6.73%	
29	10.03%	1.61%	
168	58.13%	9.35%	
82	28.37%	4.56%	
205	70.93%	11.41%	
193	66.78%	10.74%	
289	Respondents		
1797	Responses		

Q29. Please answer the following questions: - Have you read, or heard about, the report entitled "SRU Greenhouse Gas"?

Count	Percent	
34	11.76%	
255	88.24%	
289	Respondents	

Q30. Please answer the following questions: - Have you read, or heard about SRU's Energy Action Campaign?

Count	Percent	
95	32.87%	
194	67.13%	
289	Respondents	

Q31. Please answer the following questions: - Have you taken SRU's Energy Pledge?

Count	Percent	
108	37.37%	
181	62.63%	
289	Respondents	

Q32. Please answer the following questions: - Have you read, or heard about SRU's Sustainability website?

Count	Percent		
79	27.34%		Yes
210	72.66%		No
289	Respondents		

Q33. What do you think is the largest contributor to SRU's greenhouse gas carbon footprint?

Count	Percent		
74	25.61%		Purchased electricity used in our buildings
90	31.14%		Coal and natural gas burned in our central heating plant
95	32.87%		Commuting to campus by students, faculty and staff
3	1.04%		Animals at the Macoskey Center
16	5.54%		SRU's vehicle fleet and grounds equipment
1	0.35%		Air travel used for staff/faculty seminars
2	0.69%		Air travel used for International Studies program
8	2.77%		Other (please specify)

Count	Percent		
1	12.50%		Don't Care
1	12.50%		Don't Know
1	12.50%		I think it's the first three which are the major ones, but air travel would play a slight role
1	12.50%		Liberal Teacher's Hot Air
1	12.50%		We have barley any noticeable effect

289 Respondents

Q34. In general, do you think too much attention is given to the issue of global climate change, not enough attention is given to it, or about the right amount of attention is given to the issue of climate change?

Count	Percent		
173	59.86%		Not enough attention
64	22.15%		About the right amount of attention
38	13.15%		Too much attention
14	4.84%		Not sure
289	Respondents		

Q35. Which one of the following comes closest to what "sustainability" means to you? Sustainability is about . . .

Count	Percent		
43	14.88%		Being rigorous stewards of the environment
231	79.93%		Meeting the needs of the present without compromising the ability of future generations to meet their needs
15	5.19%		Don't know
289	Respondents		

Q36. Have you calculated your personal carbon footprint?

Count	Percent		
60	20.98%		Yes
226	79.02%		No
286	Respondents		



**Q37. Which best explains any personal motivation on your part for becoming involved in sustainable behavior? (Check all that apply)**

Count	Respondent %	Response %		
227	79.37%	26.06%		It's the right thing to do to make the world a better place
104	36.36%	11.94%		It can save the University money
204	71.33%	23.42%		It can save me money
221	77.27%	25.37%		It protects the environment
13	4.55%	1.49%		Peer pressure
90	31.47%	10.33%		It could help me in my future career plans/getting a job
12	4.20%	1.38%		Not applicable
286	Respondents			
871	Responses			

**Q38. What has influenced any energy conservation behavior on your part so far? (Check all that apply)**

Count	Respondent %	Response %		
213	74.48%	21.45%		Saves me money
72	25.17%	7.25%		Saves the University money
189	66.08%	19.03%		Concern about limited natural resources
174	60.84%	17.52%		Concern about global climate change
145	50.70%	14.60%		Concern about energy security/reduced dependence on foreign oil sources
116	40.56%	11.68%		An educational/environment course taken
51	17.83%	5.14%		A co-curricular course, seminar, workshop, or activity participated in
17	5.94%	1.71%		Peer pressure
16	5.59%	1.61%		Not applicable
286	Respondents			
993	Responses			

**Q39. Please rate the following on a scale of 1 to 7, with 1 being "Strongly disagree" and 7 being "Strongly agree": - When I conserve energy, I contribute fewer greenhouse gases to the atmosphere.**

Count	Percent		
6	2.10%		1 - Strongly disagree
2	0.70%		2
15	5.24%		3
37	12.94%		4
69	24.13%		5
57	19.93%		6
100	34.97%		7 - Strongly agree
286	Respondents		

Q40. Please rate the following on a scale of 1 to 7, with 1 being "Strongly disagree" and 7 being "Strongly agree": - I have learned more about energy conservation practices since enrolling at SRU.

Count	Percent		
44	15.38%		1 - Strongly disagree
34	11.89%		2
33	11.54%		3
43	15.03%		4
49	17.13%		5
28	9.79%		6
55	19.23%		7 - Strongly agree
286	Respondents		

Q41. Please rate the following on a scale of 1 to 7, with 1 being "Strongly disagree" and 7 being "Strongly agree": - SRU has a strong and effective recycling program.

Count	Percent		
23	8.04%		1 - Strongly disagree
32	11.19%		2
39	13.64%		3
73	25.52%		4
64	22.38%		5
40	13.99%		6
15	5.24%		7 - Strongly agree
286	Respondents		

Q42. Please rate the following on a scale of 1 to 7, with 1 being "Strongly disagree" and 7 being "Strongly agree": - SRU is a leader in sustainability.

Count	Percent		
20	6.99%		1 - Strongly disagree
29	10.14%		2
45	15.73%		3
93	32.52%		4
58	20.28%		5
26	9.09%		6
15	5.24%		7 - Strongly agree
286	Respondents		

Q43. How do you typically hear about SRU sustainable activities and events? (Check all that apply)

Count	Respondent %	Response %	
203	70.98%	40.20%	E-mail
112	39.16%	22.18%	Campus flyers/posters
77	26.92%	15.25%	Word of mouth
4	1.40%	0.79%	Campus radio station
8	2.80%	1.58%	Residence Hall meetings
15	5.24%	2.97%	Sustainability website
7	2.45%	1.39%	Sustainability Facebook page
40	13.99%	7.92%	Campus organization/club meetings
39	13.64%	7.72%	Other (please specify)

Count	Percent	
1	2.56%	<input type="text"/> a table in the union
2	5.13%	<input type="text"/> class
1	2.56%	<input type="text"/> Class
1	2.56%	<input type="text"/> Dr. John Golden
1	2.56%	<input type="text"/> Environmental Problems Class
1	2.56%	<input type="text"/> FRYST seminar
1	2.56%	<input type="text"/> Honestly can't say that I've heard of any
1	2.56%	<input type="text"/> I am not a science major. Was this a quiz? next time, consider proper survey structure. you asked for true and false plus definitions? What!?
2	5.13%	<input type="text"/> I don't
1	2.56%	<input type="text"/> I don't hear about many events
1	2.56%	<input type="text"/> I don't hear about them
1	2.56%	<input type="text"/> i dont hear much
1	2.56%	<input type="text"/> I have never heard of a sustainability event at SRU
1	2.56%	<input type="text"/> I have never heard of an event
1	2.56%	<input type="text"/> I have never heard of them.
1	2.56%	<input type="text"/> I haven't heard about SRU sustainable activities and events.
1	2.56%	<input type="text"/> I haven't.
1	2.56%	<input type="text"/> I work at the Macoskey Center
1	2.56%	<input type="text"/> Im an intern at the SEA
1	2.56%	<input type="text"/> macoskey center
2	5.13%	<input type="text"/> Macoskey Center
1	2.56%	<input type="text"/> mail at my Slippery Rock residence
1	2.56%	<input type="text"/> Markosky Center
1	2.56%	<input type="text"/> N/A
1	2.56%	<input type="text"/> never have
1	2.56%	<input type="text"/> none
1	2.56%	<input type="text"/> not at all
1	2.56%	<input type="text"/> Online articles
1	2.56%	<input type="text"/> picking up textbook
1	2.56%	<input type="text"/> Robert A. Macoskey Center
1	2.56%	<input type="text"/> SGA- I was on senate
1	2.56%	<input type="text"/> Sustainable Enterprise Accelerator
1	2.56%	<input type="text"/> this is a first for me
1	2.56%	<input type="text"/> Through my minor in geology.
1	2.56%	<input type="text"/> Usually in class about the Macoskey Center

286 Respondents

505 Responses