

EXECUTIVE ORDER 11246 AFFIRMATIVE ACTION PLAN (AAP)

for

**MARICOPA COUNTY COMMUNITY COLLEGE DISTRICT
2411 West 14th Street
Tempe, AZ 85281
(480) 731-8000**

October 1, 2017 - September 30, 2018

PART I: AAP FOR MINORITIES AND WOMEN

**PART II: AAP FOR PROTECTED VETERANS
AND INDIVIDUALS WITH DISABILITIES**

AA/EEO Contact: Dr. Deric Hall
Director of EEO/AA
Maricopa County Community College District
2411 West 14th Street
Tempe, AZ 85281
(480) 731-8000

CONFIDENTIAL TRADE SECRET MATERIALS

(Not for distribution except on a need-to-know basis within Maricopa County Community College District).

This AAP contains confidential information which is subject to the provisions of 18 U.S.C. 1905. Chrysler Corp. v. Brown, 441 U.S. 281, 19 FEP 475 (1979). Copies of this AAP and all related appendices, documents, and support data are made available on loan to the U.S. Government upon the request of said Government on the condition that the Government hold them totally confidential and not release copies to any persons whatsoever. This AAP and all its supporting documents contain much confidential information which may reveal, directly or indirectly, Maricopa County Community College District's plans for business or geographical expansion or contraction. Maricopa County Community College District considers this AAP to be exempt from disclosure, reproduction, and distribution under the Freedom of Information Act upon the grounds, among others, that such material constitutes (1) personnel files, the disclosure of which would constitute a clearly unwarranted invasion of personal privacy, which are exempt from disclosure under 5 U.S.C. 552(b)(6); (2) confidential, commercial, or financial information, which is exempt from disclosure under 5 U.S.C. 552(b)(4); (3) investigatory records compiled for law enforcement purposes, the production of which would constitute an unwarranted invasion of personal privacy, which are exempt from disclosure under 5 U.S.C. 552(b)(7)(C); and (4) matters specifically exempted from disclosure by statute, which are exempt from disclosure under 5 U.S.C. 552(b)(3). Notice is hereby given of a request pursuant to Title 41 Code of Federal Regulations, Part 60-40.3 that portions of this AAP be kept confidential.

Maricopa County Community College District wishes to make it clear that it does not consent to the release of any information whatsoever contained in this AAP under the Freedom of Information Act or otherwise. If the U.S. Government, or any agency or subdivision thereof, is considering breaching the conditions under which this AAP was loaned to such Government, or is considering a request for release of this AAP under the Freedom of Information Act, a request is hereby made that the Government immediately notify the Chancellor of Maricopa County Community College District of any and all Freedom of Information Act requests received by the Government or any other contemplated release of this AAP by the Government which relates to information obtained by the Government from the Company. We further request that everyone who has any contact with this AAP or its supporting data treat such information as totally confidential and that such information not be released to any person whatsoever. Retention or disclosure of information relating to identifiable individuals may also violate the Privacy Act of 1974.

MARICOPA COUNTY COMMUNITY COLLEGE DISTRICT AAP

TABLE OF CONTENTS

Background.....	4
Applicable Affirmative Action Laws and Regulations.....	5
Covered Groups Under Affirmative Action Laws and Regulations.....	5
Program Terminology.....	6
Reliance on EEOC’s Guidelines.....	7
Reporting Period.....	7
Statement of Purpose for Parts I and II.....	8
PART I: AFFIRMATIVE ACTION PLAN FOR MINORITIES AND WOMEN.....	9
Table of Contents.....	10
Chapter 1: Organizational Profile.....	11
Chapter 2: Job Group Analysis.....	12
Chapter 3: Placement of Incumbents in Job Groups.....	13
Chapter 4: Determining Availability.....	14
Chapter 5: Comparing Incumbency to Availability.....	16
Chapter 6: Placement Goals.....	17
Chapter 7: Designation of Responsibility.....	18
Chapter 8: Identification of Problem Areas.....	21
Chapter 9: Action-Oriented Programs.....	22
Chapter 10: Internal Audit and Reporting.....	24
PART II: AFFIRMATIVE ACTION PLAN FOR PROTECTED VETERANS AND INDIVIDUALS WITH DISABILITIES.....	25
Table of Contents.....	26
Chapter A: Policy Statement.....	27
Chapter B: Review of Personnel Processes.....	29
Chapter C: Physical and Mental Qualifications.....	30
Chapter D: Reasonable Accommodation to Physical and Mental Limitations.....	31
Chapter E: Harassment.....	32
Chapter F: External Dissemination of Policy, Outreach and Positive Recruitment.....	33
Chapter G: Internal Dissemination of Policy.....	35
Chapter H: Audit and Reporting System.....	36
Chapter I: Responsibility for Implementation.....	37
Chapter J: Training.....	41
Chapter K: Data Collection Analysis.....	42
Chapter L: Compensation.....	43

INTRODUCTION TO PARTS I AND II

BACKGROUND

Maricopa County Community College District comprises 10 colleges, 2 skill centers and numerous education centers, all dedicated to educational excellence and to meeting the needs of businesses and the citizens of Maricopa County, Arizona. Each college is individually accredited, yet part of a larger system - the Maricopa County Community College District, which is one of the largest providers of higher education in the United States.

Maricopa County Community College District offers approximately 954 occupational programs (degrees and certificates), 31 academic certificates and nine academic associate degrees (the associate degrees are available at each of our 10 colleges), and a total of 981 courses.

Maricopa County Community College District is a federal government supply and service contractor subject to the affirmative action requirements of Executive Order 11246, the Rehabilitation Act of 1973 as amended, and the Vietnam Veterans' Readjustment Assistance Act of 1974, Section 4212. Because Maricopa County Community College District has \$50,000 or more in annual contracts with the federal government and employs 50 or more employees, we are required to prepare annual written Affirmative Action Plans (AAP's) for minorities and women, for protected veterans, and for individuals with disabilities for our organization. Failure to comply with these laws and their implementing regulations, which are enforced by the Office of Federal Contract Compliance Programs (OFCCP), can result in debarment of the Company from future contracts and subcontracts.

Affirmative action is a term that encompasses any measure adopted by an employer to correct or to compensate for past or present discrimination or to prevent discrimination from recurring in the future. Affirmative action goes beyond the simple termination of a discriminatory practice.

As stipulated in federal regulations, a prerequisite to the development of a satisfactory affirmative action plan is the evaluation of opportunities for protected group members, as well as an identification and analysis of problem areas inherent in their employment. Also, where a statistical analysis reveals a numeric disparity between incumbency (and/or hiring rates for veterans) and availability, an adequate AAP details specific affirmative action steps to guarantee equal employment opportunity. These steps are keyed to the problems and needs of protected group members. For minorities and women, such steps include the development of hiring and promotion goals to rectify the disparity between incumbency and availability. For protected veterans and individuals with disabilities, such steps will include a thorough review of the company's outreach efforts to determine the effectiveness of such efforts in closing the hiring and/or utilization gaps. It is toward this end that the following AAP of Maricopa County Community College District was developed.

APPLICABLE AFFIRMATIVE ACTION LAWS AND REGULATIONS

Maricopa County Community College District's AAP for minorities and women (Part I) has been prepared according to Executive Order No. 11246, as amended, and Title 41, Code of Federal Regulations, Part 60-1 (Equal Employment Opportunity Duties of Government Contractors), Part 60-2 (Affirmative Action Programs of Government Non-Construction Contractors; also known as "Revised Order No. 4"), and Part 60-20 (Sex Discrimination Guidelines for Government Contractors).

Maricopa County Community College District has developed separately an affirmative action plan for protected veterans and individuals with disabilities (Part II) prepared in accordance with the Rehabilitation Act of 1973, Section 503, as amended and Title 41, Code of Federal Regulations, Part 60-741(Affirmative Action Program for Individuals with Disabilities), the Vietnam Era Veterans' Readjustment Assistance Act of 1974, Section 4212, as amended, and Title 41 Code of Federal Regulations, Part 60-300 (Affirmative Action Program for protected veterans).

Under [Section 503](#), a business with a federal contract of more than \$15,000 is required to treat qualified individuals with disabilities without discrimination on the basis of their physical or mental disability in all employment practices, and to take affirmative action to employ and advance in employment individuals with disabilities. If the company has at least 50 employees and a single contract of \$50,000 or more, then it must also develop a Section 503 AAP, as described in [41 CFR 60-741, Subpart C](#). Section 503 applies to businesses with federal construction contracts, but not to businesses with federally assisted construction contracts.

Under [VEVRAA](#), a business with a federal contract of \$150,000 or more is required to treat qualified individuals without discrimination based on their status as a protected veteran in all employment practices, and to take affirmative action to employ and advance in employment protected veterans. If the company has at least 50 employees and a single contract of \$150,000 or more, then it must also develop a VEVRAA AAP, as described in [41 CFR 60-300, Subpart C](#). VEVRAA applies to businesses with federal construction contracts, but not to businesses with federally assisted construction contracts.

COVERED GROUPS UNDER AFFIRMATIVE ACTION LAWS AND REGULATIONS

Coverage under affirmative action laws and regulations applies to:

Women and minorities who are recognized as belonging to or identifying with the following race or ethnic groups: Blacks/African Americans, Hispanics/Latinos, Asians/Pacific Islanders, and American Indians/Alaskan Natives.

Any veteran who is entitled to compensation (or who but for the receipt of military retired pay would be entitled to compensation) under laws administered by the Secretary of Veterans Affairs, or who was discharged or released from active duty because of a service-connected disability.

Recently separated veterans: any veteran currently within three-years of discharge or release from active duty.

Veterans who served on active duty in the U.S. military during a war or campaign or expedition for which a campaign badge is awarded.

Veterans who, while serving on active duty in the Armed Forces, participated in a United States military operation for which an Armed Forces service medal was awarded pursuant to Executive Order 12985.

An individual with a disability: 1) a person who has a physical or mental impairment that substantially limits one or more of his/her major life activities; (2) has a record of such impairment, or (3) is regarded as having such an impairment.

PROGRAM TERMINOLOGY

The terms, "comparison of incumbency to availability," "deficiency," and "problem area," appearing in this AAP, are terms Maricopa County Community College District is required by government regulations to use. The criteria used in relation to these terms are those specified by the government. These terms have no independent legal or factual significance whatsoever. Although Maricopa County Community College District will use the terms in total good faith in connection with its AAP, such use does not necessarily signify that the Company agrees that these terms are properly applied to any particular factual situation and is not an admission of non-compliance with EEO laws, regulations, and objectives.

The comparison of incumbency to availability contained herein is required by Government regulations to be based on certain statistical comparisons. Geographic areas and sources of statistics used herein for these comparisons were used in compliance with Government regulations, as interpreted by Government representatives. The use of certain geographic areas and sources of statistics does not indicate Maricopa County Community College District's agreement that the geographic areas are appropriate in all instances of use or that the sources of statistics are the most relevant. The use of such geographic areas and statistics may have no significance outside the context of this AAP. Such statistics and geographic areas will be used, however, in total good faith with respect to this AAP.

The grouping of job titles into a given job group does not suggest that Maricopa County Community College District believes the jobs so grouped are of comparable worth.

Whenever the term "goal" is used, it is expressly intended that it "should not be used to discriminate against any applicant or employee because of race, color, religion, gender, or national origin," as stated in Title 41 Code of Federal Regulations, Part 60-2.16(e)(2).

This AAP is not intended to create any contractual or other rights in any person or entity.

RELIANCE ON EEOC'S GUIDELINES

Although Maricopa County Community College District does not believe any violation of Title VII of the Civil Rights Act exists, it has developed this AAP in accordance with and in reliance upon the EEOC's Guidelines on Affirmative Action, Title 29 Code of Federal Regulations, Part 1608.

REPORTING PERIOD

This AAP is designed to cover the following reporting period,

- AAP implementation period: October 1, 2017 – September 30, 2018
- Transaction period: October 1, 2016 – September 30, 2017

In addition, it should be noted that the new classification and compensation job titles that were recently implemented were not used in this AAP since they occurred after the activity/transaction period noted above (i.e., after October 1, 2016 – September 30, 2017).

*Vice Chancellor / Executive Provost – in exec management

STATEMENT OF PURPOSE FOR PARTS I AND II

This AAP has been designed to bring women and men, members of minority groups, protected veterans, and individuals with disabilities into all levels and segments of Maricopa County Community College District's workforce in proportion to their representation in the qualified relevant labor market.

The AAP, therefore, is a detailed, results-oriented set of procedures which, when carried out, results in full compliance with equal employment opportunity requirements through the equal treatment of all people.

The manner in which this is to be accomplished becomes technical and somewhat complicated. There are several reasons for this. First, Maricopa County Community College District is subject to and must address a variety of State and Federal laws and guidelines dealing with equal employment opportunity and affirmative action. These guidelines and requirements are in themselves somewhat technical and complex. In addition, relevant court decisions, which are often useful in interpreting, but sometimes conflicting with these requirements and guidelines, must be taken into account when developing and implementing the AAP. Furthermore, in determining Maricopa County Community College District's current equal employment opportunity and affirmative action position and its desired future achievements, numbers, percentages, statistics, and numerous calculations and computations must come into play.

The technical, legal, and mathematical aspects of the AAP, however, all have one common purpose—to allow us to properly identify three key concepts:

1. Where we stand now,
2. Where we must go,
3. How best to get there.

These three concepts are the Affirmative Action Plan.

MARICOPA COUNTY COMMUNITY COLLEGE DISTRICT

PART I: AFFIRMATIVE ACTION PLAN FOR MINORITIES AND WOMEN

FOR

OCTOBER 1, 2017 - SEPTEMBER 30, 2018

PART I

AAP FOR MINORITIES AND WOMEN

TABLE OF CONTENTS

CHAPTER 1: ORGANIZATIONAL PROFILE
41 C.F.R. § 60-2.11

CHAPTER 2: JOB GROUP ANALYSIS
41 C.F.R. § 60-2.12

CHAPTER 3: PLACEMENT OF INCUMBENTS IN JOB GROUPS
41 C.F.R. § 60-2.13

CHAPTER 4: DETERMINING AVAILABILITY
41 C.F.R. § 60-2.14

CHAPTER 5: COMPARING INCUMBENCY TO AVAILABILITY
41 C.F.R. § 60-2.15

CHAPTER 6: PLACEMENT GOALS
41 C.F.R. § 60-2.16

ADDITIONAL REQUIRED ELEMENTS OF AFFIRMATIVE ACTION PROGRAMS

CHAPTER 7: DESIGNATION OF RESPONSIBILITY
41 C.F.R. § 60-2.17(a)

CHAPTER 8: IDENTIFICATION OF PROBLEM AREAS
41 C.F.R. § 60-2.17(b)

CHAPTER 9: ACTION-ORIENTED PROGRAMS
41 C.F.R. § 60-2.17(c)

CHAPTER 10: INTERNAL AUDIT AND REPORTING SYSTEM
41 C.F.R. § 60-2.17(d)

PART I: AAP FOR MINORITIES AND WOMEN

CHAPTER 1: ORGANIZATIONAL PROFILE

41 C.F.R. § 60-2.11

Workforce Analysis/Lines of Progression

Maricopa County Community College District conducted a workforce analysis to identify employees by gender and race/ethnicity in each job title. The data was collected from payroll records dated September 30, 2017.

Job titles are listed by organizational unit. Job titles are listed from lowest to highest paid. The list includes all job titles, including departmental supervision, exempt, and nonexempt titles.

For each job title, Maricopa County Community College District identified the total number of employees, the number of male and female employees, the total number of minority employees, the male and female minority employees, the total number of employees who are White, Black, Hispanic, Asian, American Indian or Alaskan Native employees, Native Hawaiian or Pacific Islander, and Two or More races, and the male and female employees within each of these race/ethnic groups.

Lines of Progression

Developed in conjunction with the workforce analysis is information on Maricopa County Community College District's lines of progression. Lines of progression (career ladders/career paths) identify the job titles through which an employee can move to the top of a line. For each line of progression, applicable departments are identified. These are the departments which employ persons in the job titles in the specified line of progression. Some lines of progression are limited to only one department, while others are found throughout several departments.

The lines of progression provide useful information regarding patterns of vertical and horizontal movement throughout our workforce. These patterns will be evaluated to ascertain whether they provide to our employees the optimum career mobility and opportunities for advancement.

See the *Workforce Analysis/Lines of Progression* for the results per organizational unit.

**Maricopa County Community College District
Chandler-Gilbert Community College
Workforce Analysis**

Snapshot Date: 09/30/2017

Organizational Unit: Academic Advisement

Job Code	JobTitle	Total		Total									
		EMP	MIN	EMP	W	AA	H	A	NA	PI	2+		
1457	Student Svcs Spec	15	10	Male	6	2	0	4	0	0	0	0	
				Female	9	3	1	5	0	0	0	0	
1458	Coord Student Svcs	1	1	Male	0	0	0	0	0	0	0	0	
				Female	1	0	0	1	0	0	0	0	
3000	Testing Tech	1	0	Male	1	1	0	0	0	0	0	0	
				Female	0	0	0	0	0	0	0	0	
Grand Total #		17	11	Male #	7	3	0	4	0	0	0	0	
Grand Total %			64.7	Male %	41.2	17.6	0.0	23.5	0.0	0.0	0.0	0.0	
				Female #	10	3	1	6	0	0	0	0	
				Female%	58.8	17.6	5.9	35.3	0.0	0.0	0.0	0.0	

Maricopa County Community College District

Chandler-Gilbert Community College

Snapshot Date: 09/30/2017

Workforce Analysis

Organizational Unit: Academic Success Center

Job Code	JobTitle	Total		Total								
		EMP	MIN	EMP	W	AA	H	A	NA	PI	2+	
6451	Learning Assoc	2	0	Male	0	0	0	0	0	0	0	0
				Female	2	2	0	0	0	0	0	0
Grand Total #		2	0	Male #	0	0	0	0	0	0	0	
Grand Total %			0.0	Male %	0.0	0.0	0.0	0.0	0.0	0.0	0.0	
				Female #	2	2	0	0	0	0	0	
				Female%	100.0	100.0	0.0	0.0	0.0	0.0	0.0	

Maricopa County Community College District

Chandler-Gilbert Community College

Workforce Analysis

Snapshot Date: 09/30/2017

Organizational Unit: Ace Plus Program

Job Code	JobTitle	Total		Total								
		EMP	MIN	EMP	W	AA	H	A	NA	PI	2+	
1457	Student Svcs Spec	1	1	Male	0	0	0	0	0	0	0	0
				Female	1	0	0	0	0	1	0	0
Grand Total #		1	1	Male #	0	0	0	0	0	0	0	0
Grand Total %			100.0	Male %	0.0	0.0	0.0	0.0	0.0	0.0	0.0	0.0
				Female #	1	0	0	0	0	1	0	0
				Female%	100.0	0.0	0.0	0.0	0.0	100.0	0.0	0.0

Maricopa County Community College District

Chandler-Gilbert Community College

Snapshot Date: 09/30/2017

Workforce Analysis

Organizational Unit: Adj Fac Rio Luke AFB OBSOLETE

Job Code	JobTitle	Total		Total								
		EMP	MIN	EMP	W	AA	H	A	NA	PI	2+	
4205	Adjunct Faculty Evening	29	5	Male	14	12	0	0	2	0	0	0
				Female	15	12	2	0	1	0	0	0
Grand Total #		29	5	Male #	14	12	0	0	2	0	0	0
Grand Total %			17.2	Male %	48.3	41.4	0.0	0.0	6.9	0.0	0.0	0.0
				Female #	15	12	2	0	1	0	0	0
				Female%	51.7	41.4	6.9	0.0	3.4	0.0	0.0	0.0

**Maricopa County Community College District
Chandler-Gilbert Community College
Workforce Analysis**

Snapshot Date: 09/30/2017

Organizational Unit: Admin of Justice

Job Code	JobTitle	Total		Total								
		EMP	MIN	EMP	W	AA	H	A	NA	PI	2+	
4029	Substitute Pay Evening Inst	4	1	Male	2	1	0	0	1	0	0	0
				Female	2	2	0	0	0	0	0	
4204	Adjunct Faculty Day	41	8	Male	18	16	1	1	0	0	0	0
				Female	23	17	2	3	1	0	0	0
Grand Total #		45	9	Male #	20	17	1	1	1	0	0	0
Grand Total %			20.0	Male %	44.4	37.8	2.2	2.2	2.2	0.0	0.0	0.0
				Female #	25	19	2	3	1	0	0	0
				Female%	55.6	42.2	4.4	6.7	2.2	0.0	0.0	0.0

Maricopa County Community College District
Chandler-Gilbert Community College
Workforce Analysis

Snapshot Date: 09/30/2017

Organizational Unit: Administration of Justice

Job Code	JobTitle	Total		Total								
		EMP	MIN	EMP	W	AA	H	A	NA	PI	2+	
4111	Police Recruit Instructor	61	9	Male	48	43	0	5	0	0	0	0
				Female	13	9	1	3	0	0	0	0
Grand Total #		61	9	Male #	48	43	0	5	0	0	0	0
Grand Total %			14.8	Male %	78.7	70.5	0.0	8.2	0.0	0.0	0.0	0.0
				Female #	13	9	1	3	0	0	0	0
				Female%	21.3	14.8	1.6	4.9	0.0	0.0	0.0	0.0

**Maricopa County Community College District
Chandler-Gilbert Community College
Workforce Analysis**

Snapshot Date: 09/30/2017

Organizational Unit: Admissions & Records

Job Code	JobTitle	Total		Total								
		EMP	MIN	EMP	W	AA	H	A	NA	PI	2+	
1457	Student Svcs Spec	2	0	Male	0	0	0	0	0	0	0	0
				Female	2	2	0	0	0	0	0	
1458	Coord Student Svcs	2	2	Male	0	0	0	0	0	0	0	
				Female	2	0	0	2	0	0	0	
2510	Admissions Records Tech II	1	0	Male	0	0	0	0	0	0	0	
				Female	1	1	0	0	0	0	0	
2511	Admissions Reg Rec Svc Rep	2	1	Male	1	0	0	0	0	1	0	
				Female	1	1	0	0	0	0	0	
Grand Total #		7	3	Male #	1	0	0	0	0	1	0	
Grand Total %			42.9	Male %	14.3	0.0	0.0	0.0	0.0	14.3	0.0	
				Female #	6	4	0	2	0	0	0	
				Female%	85.7	57.1	0.0	28.6	0.0	0.0	0.0	

**Maricopa County Community College District
Chandler-Gilbert Community College
Workforce Analysis**

Snapshot Date: 09/30/2017

Organizational Unit: Application Development

Job Code	JobTitle	Total		Total									
		EMP	MIN	EMP	W	AA	H	A	NA	PI	2+		
1159	Coord Video Production	1	0	Male	1	1	0	0	0	0	0	0	0
				Female	0	0	0	0	0	0	0	0	0
2525	Audiovisual Tech	1	0	Male	1	1	0	0	0	0	0	0	0
				Female	0	0	0	0	0	0	0	0	0
Grand Total #		2	0	Male #	2	2	0	0	0	0	0	0	
Grand Total %			0.0	Male %	100.0	100.0	0.0	0.0	0.0	0.0	0.0	0.0	
				Female #	0	0	0	0	0	0	0	0	
				Female%	0.0	0.0	0.0	0.0	0.0	0.0	0.0	0.0	

Maricopa County Community College District

Chandler-Gilbert Community College

Snapshot Date: 09/30/2017

Workforce Analysis

Organizational Unit: Applied Sciences II

Job Code	JobTitle	Total		Total								
		EMP	MIN	EMP	W	AA	H	A	NA	PI	2+	
3510	Clerk Typist	1	0	Male	0	0	0	0	0	0	0	0
				Female	1	1	0	0	0	0	0	0
Grand Total #		1	0	Male #	0	0	0	0	0	0	0	0
Grand Total %			0.0	Male %	0.0	0.0	0.0	0.0	0.0	0.0	0.0	0.0
				Female #	1	1	0	0	0	0	0	0
				Female%	100.0	100.0	0.0	0.0	0.0	0.0	0.0	0.0

**Maricopa County Community College District
Chandler-Gilbert Community College
Workforce Analysis**

Snapshot Date: 09/30/2017

Organizational Unit: Art

Job Code	JobTitle	Total		Total								
		EMP	MIN	EMP	W	AA	H	A	NA	PI	2+	
2535	Computer Maint Tech	1	1	Male	1	0	0	1	0	0	0	0
				Female	0	0	0	0	0	0	0	
4028	Substitute Pay Day Inst	5	1	Male	1	1	0	0	0	0	0	
				Female	4	3	0	1	0	0	0	
7040	Art	1	0	Male	1	1	0	0	0	0	0	
				Female	0	0	0	0	0	0	0	
Grand Total #		7	2	Male #	3	2	0	1	0	0	0	
Grand Total %			28.6	Male %	42.9	28.6	0.0	14.3	0.0	0.0	0.0	
				Female #	4	3	0	1	0	0	0	
				Female%	57.1	42.9	0.0	14.3	0.0	0.0	0.0	

Maricopa County Community College District

Chandler-Gilbert Community College

Snapshot Date: 09/30/2017

Workforce Analysis

Organizational Unit: Arts, Humanity Soc & Beh Sci

Job Code	JobTitle	Total		Total								
		EMP	MIN	EMP	W	AA	H	A	NA	PI	2+	
4205	Adjunct Faculty Evening	1	0	Male	1	1	0	0	0	0	0	0
				Female	0	0	0	0	0	0	0	0
Grand Total #		1	0	Male #	1	1	0	0	0	0	0	0
Grand Total %			0.0	Male %	100.0	100.0	0.0	0.0	0.0	0.0	0.0	0.0
				Female #	0	0	0	0	0	0	0	0
				Female%	0.0	0.0	0.0	0.0	0.0	0.0	0.0	0.0

Maricopa County Community College District

Chandler-Gilbert Community College

Snapshot Date: 09/30/2017

Workforce Analysis

Organizational Unit: Assessment

Job Code	JobTitle	Total		Total									
		EMP	MIN	EMP	W	AA	H	A	NA	PI	2+		
1456	Student Svcs Tech	1	0	Male	0	0	0	0	0	0	0	0	0
				Female	1	1	0	0	0	0	0	0	0
1457	Student Svcs Spec	1	1	Male	0	0	0	0	0	0	0	0	0
				Female	1	0	0	1	0	0	0	0	0
Grand Total #		2	1	Male #	0	0	0	0	0	0	0	0	
Grand Total %			50.0	Male %	0.0	0.0	0.0	0.0	0.0	0.0	0.0	0.0	
				Female #	2	1	0	1	0	0	0	0	
				Female%	100.0	50.0	0.0	50.0	0.0	0.0	0.0	0.0	

**Maricopa County Community College District
Chandler-Gilbert Community College
Workforce Analysis**

Snapshot Date: 09/30/2017

Organizational Unit: Athletics

Job Code	JobTitle	Total		Total								
		EMP	MIN	EMP	W	AA	H	A	NA	PI	2+	
1930	Athletic Spec	4	0	Male	3	3	0	0	0	0	0	0
				Female	1	1	0	0	0	0	0	0
4321	Asst Baseball Softball Coach	1	0	Male	1	1	0	0	0	0	0	0
				Female	0	0	0	0	0	0	0	0
4331	Asst Soccer Coach	4	3	Male	4	1	0	1	2	0	0	0
				Female	0	0	0	0	0	0	0	0
4336	Asst Volleyball Coach	3	2	Male	1	0	1	0	0	0	0	0
				Female	2	1	1	0	0	0	0	0
Grand Total #		12	5	Male #	9	5	1	1	2	0	0	0
Grand Total %			41.7	Male %	75.0	41.7	8.3	8.3	16.7	0.0	0.0	0.0
				Female #	3	2	1	0	0	0	0	0
				Female%	25.0	16.7	8.3	0.0	0.0	0.0	0.0	0.0

Maricopa County Community College District

Chandler-Gilbert Community College

Workforce Analysis

Snapshot Date: 09/30/2017

Organizational Unit: Athletics-Basketball

Job Code	JobTitle	Total		Total									
		EMP	MIN	EMP	W	AA	H	A	NA	PI	2+		
4324	Head Basketball Coach	1	1	Male	1	0	0	0	0	0	0	1	0
				Female	0	0	0	0	0	0	0	0	0
Grand Total #		1	1	Male #	1	0	0	0	0	0	0	1	0
Grand Total %			100.0	Male %	100.0	0.0	0.0	0.0	0.0	0.0	0.0	100.0	0.0
				Female #	0	0	0	0	0	0	0	0	0
				Female%	0.0	0.0	0.0	0.0	0.0	0.0	0.0	0.0	0.0

Maricopa County Community College District

Chandler-Gilbert Community College

Snapshot Date: 09/30/2017

Workforce Analysis

Organizational Unit: Athletics-Golf

Job Code	JobTitle	Total		Total									
		EMP	MIN	EMP	W	AA	H	A	NA	PI	2+		
4329	Head Golf Coach	2	0	Male	2	2	0	0	0	0	0	0	0
				Female	0	0	0	0	0	0	0	0	0
Grand Total #		2	0	Male #	2	2	0	0	0	0	0	0	
Grand Total %			0.0	Male %	100.0	100.0	0.0	0.0	0.0	0.0	0.0	0.0	
				Female #	0	0	0	0	0	0	0	0	
				Female%	0.0	0.0	0.0	0.0	0.0	0.0	0.0	0.0	

Maricopa County Community College District

Chandler-Gilbert Community College

Workforce Analysis

Snapshot Date: 09/30/2017

Organizational Unit: Athletics-Soccer

Job Code	JobTitle	Total		Total								
		EMP	MIN	EMP	W	AA	H	A	NA	PI	2+	
4332	Head Soccer Coach	2	1	Male	2	1	0	1	0	0	0	0
				Female	0	0	0	0	0	0	0	
Grand Total #		2	1	Male #	2	1	0	1	0	0	0	0
Grand Total %			50.0	Male %	100.0	50.0	0.0	50.0	0.0	0.0	0.0	0.0
				Female #	0	0	0	0	0	0	0	0
				Female%	0.0	0.0	0.0	0.0	0.0	0.0	0.0	0.0

**Maricopa County Community College District
Chandler-Gilbert Community College
Workforce Analysis**

Snapshot Date: 09/30/2017

Organizational Unit: Aviation & Applied Technology

Job Code	JobTitle	Total		Total								
		EMP	MIN	EMP	W	AA	H	A	NA	PI	2+	
2400	Aviation Lab Tech	1	0	Male	1	1	0	0	0	0	0	0
				Female	0	0	0	0	0	0	0	0
2730	Admin Secretary III	1	0	Male	0	0	0	0	0	0	0	0
				Female	1	1	0	0	0	0	0	0
3015	Tool Room Tech	1	1	Male	1	0	1	0	0	0	0	0
				Female	0	0	0	0	0	0	0	0
4028	Substitute Pay Day Inst	1	0	Male	1	1	0	0	0	0	0	0
				Female	0	0	0	0	0	0	0	0
4202	Evening Supervision	1	0	Male	1	1	0	0	0	0	0	0
				Female	0	0	0	0	0	0	0	0
4204	Adjunct Faculty Day	9	1	Male	6	5	1	0	0	0	0	0
				Female	3	3	0	0	0	0	0	0
4205	Adjunct Faculty Evening	7	0	Male	5	5	0	0	0	0	0	0
				Female	2	2	0	0	0	0	0	0
7000	Admin of Justice	1	0	Male	1	1	0	0	0	0	0	0
				Female	0	0	0	0	0	0	0	0
7301	Electric Utility Tech	1	0	Male	1	1	0	0	0	0	0	0
				Female	0	0	0	0	0	0	0	0
8608	Aviation	5	0	Male	5	5	0	0	0	0	0	0
				Female	0	0	0	0	0	0	0	0
Grand Total #		28	2	Male #	22	20	2	0	0	0	0	0
Grand Total %			7.1	Male %	78.6	71.4	7.1	0.0	0.0	0.0	0.0	0.0
				Female #	6	6	0	0	0	0	0	0
				Female%	21.4	21.4	0.0	0.0	0.0	0.0	0.0	0.0

Maricopa County Community College District

Chandler-Gilbert Community College

Snapshot Date: 09/30/2017

Workforce Analysis

Organizational Unit: Behavioral Sciences

Job Code	JobTitle	Total		Total								
		EMP	MIN	EMP	W	AA	H	A	NA	PI	2+	
8140	Psychology	1	0	Male	0	0	0	0	0	0	0	0
				Female	1	1	0	0	0	0	0	0
Grand Total #		1	0	Male #	0	0	0	0	0	0	0	0
Grand Total %			0.0	Male %	0.0	0.0	0.0	0.0	0.0	0.0	0.0	0.0
				Female #	1	1	0	0	0	0	0	0
				Female%	100.0	100.0	0.0	0.0	0.0	0.0	0.0	0.0

Maricopa County Community College District
Chandler-Gilbert Community College
Workforce Analysis

Snapshot Date: 09/30/2017

Organizational Unit: Behavioral Sciences Division

Job Code	JobTitle	Total		Total								
		EMP	MIN	EMP	W	AA	H	A	NA	PI	2+	
4204	Adjunct Faculty Day	1	1	Male	0	0	0	0	0	0	0	0
				Female	1	0	1	0	0	0	0	0
Grand Total #		1	1	Male #	0	0	0	0	0	0	0	0
Grand Total %			100.0	Male %	0.0	0.0	0.0	0.0	0.0	0.0	0.0	0.0
				Female #	1	0	1	0	0	0	0	0
				Female%	100.0	0.0	100.0	0.0	0.0	0.0	0.0	0.0

Maricopa County Community College District

Chandler-Gilbert Community College

Snapshot Date: 09/30/2017

Workforce Analysis

Organizational Unit: Benefits

Job Code	JobTitle	Total		Total								
		EMP	MIN	EMP	W	AA	H	A	NA	PI	2+	
1325	Coord Human Resources Svcs	1	0	Male	0	0	0	0	0	0	0	0
				Female	1	1	0	0	0	0	0	0
Grand Total #		1	0	Male #	0	0	0	0	0	0	0	0
Grand Total %			0.0	Male %	0.0	0.0	0.0	0.0	0.0	0.0	0.0	0.0
				Female #	1	1	0	0	0	0	0	0
				Female%	100.0	100.0	0.0	0.0	0.0	0.0	0.0	0.0

Maricopa County Community College District

Chandler-Gilbert Community College

Snapshot Date: 09/30/2017

Workforce Analysis

Organizational Unit: Biology

Job Code	JobTitle	Total		Total								
		EMP	MIN	EMP	W	AA	H	A	NA	PI	2+	
4204	Adjunct Faculty Day	1	1	Male	0	0	0	0	0	0	0	0
				Female	1	0	0	0	1	0	0	0
7090	Biology	1	1	Male	1	0	0	1	0	0	0	0
				Female	0	0	0	0	0	0	0	0
Grand Total #		2	2	Male #	1	0	0	1	0	0	0	0
Grand Total %			100.0	Male %	50.0	0.0	0.0	50.0	0.0	0.0	0.0	0.0
				Female #	1	0	0	0	1	0	0	0
				Female%	50.0	0.0	0.0	0.0	50.0	0.0	0.0	0.0

**Maricopa County Community College District
Chandler-Gilbert Community College
Workforce Analysis**

Snapshot Date: 09/30/2017

Organizational Unit: Biology Sciences

Job Code	JobTitle	Total		Total								
		EMP	MIN	EMP	W	AA	H	A	NA	PI	2+	
4025	Service Fac Hrly Day	1	1	Male	0	0	0	0	0	0	0	0
				Female	1	0	1	0	0	0	0	0
4029	Substitute Pay Evening Inst	1	0	Male	0	0	0	0	0	0	0	0
				Female	1	1	0	0	0	0	0	0
4204	Adjunct Faculty Day	11	3	Male	4	4	0	0	0	0	0	0
				Female	7	4	1	0	2	0	0	0
4205	Adjunct Faculty Evening	13	3	Male	5	4	0	1	0	0	0	0
				Female	8	6	2	0	0	0	0	0
7090	Biology	8	2	Male	1	1	0	0	0	0	0	0
				Female	7	5	0	1	1	0	0	0
Grand Total #		34	9	Male #	10	9	0	1	0	0	0	0
Grand Total %			26.5	Male %	29.4	26.5	0.0	2.9	0.0	0.0	0.0	0.0
				Female #	24	16	4	1	3	0	0	0
				Female%	70.6	47.1	11.8	2.9	8.8	0.0	0.0	0.0

Maricopa County Community College District

Chandler-Gilbert Community College

Snapshot Date: 09/30/2017

Workforce Analysis

Organizational Unit: Buckeye Educational Cntr-Inst

Job Code	JobTitle	Total		Total								
		EMP	MIN	EMP	W	AA	H	A	NA	PI	2+	
4204	Adjunct Faculty Day	1	0	Male	0	0	0	0	0	0	0	0
				Female	1	1	0	0	0	0	0	0
Grand Total #		1	0	Male #	0	0	0	0	0	0	0	0
Grand Total %			0.0	Male %	0.0	0.0	0.0	0.0	0.0	0.0	0.0	0.0
				Female #	1	1	0	0	0	0	0	0
				Female%	100.0	100.0	0.0	0.0	0.0	0.0	0.0	0.0

Maricopa County Community College District
Chandler-Gilbert Community College
Workforce Analysis

Snapshot Date: 09/30/2017

Organizational Unit: Buildings & Grounds

Job Code	JobTitle	Total		Total								
		EMP	MIN	EMP	W	AA	H	A	NA	PI	2+	
4840	Building Maint Tech	2	1	Male	2	1	0	1	0	0	0	0
				Female	0	0	0	0	0	0	0	
4850	Lead Groundskeeper	1	1	Male	1	0	0	1	0	0	0	0
				Female	0	0	0	0	0	0	0	
4900	Groundskeeper I	2	1	Male	2	1	0	1	0	0	0	0
				Female	0	0	0	0	0	0	0	
4915	Utility Worker	1	1	Male	1	0	0	1	0	0	0	0
				Female	0	0	0	0	0	0	0	
Grand Total #		6	4	Male #	6	2	0	4	0	0	0	0
Grand Total %			66.7	Male %	100.0	33.3	0.0	66.7	0.0	0.0	0.0	0.0
				Female #	0	0	0	0	0	0	0	0
				Female%	0.0	0.0	0.0	0.0	0.0	0.0	0.0	0.0

Maricopa County Community College District

Chandler-Gilbert Community College

Snapshot Date: 09/30/2017

Workforce Analysis

Organizational Unit: Bursar

Job Code	JobTitle	Total		Total								
		EMP	MIN	EMP	W	AA	H	A	NA	PI	2+	
2950	Fiscal Tech I	1	1	Male	0	0	0	0	0	0	0	0
				Female	1	0	0	0	0	1	0	0
Grand Total #		1	1	Male #	0	0	0	0	0	0	0	0
Grand Total %			100.0	Male %	0.0	0.0	0.0	0.0	0.0	0.0	0.0	0.0
				Female #	1	0	0	0	0	1	0	0
				Female%	100.0	0.0	0.0	0.0	0.0	100.0	0.0	0.0

Maricopa County Community College District

Chandler-Gilbert Community College

Snapshot Date: 09/30/2017

Workforce Analysis

Organizational Unit: Business

Job Code	JobTitle	Total		Total								
		EMP	MIN	EMP	W	AA	H	A	NA	PI	2+	
1375	Programmer Analyst I	1	1	Male	0	0	0	0	0	0	0	0
				Female	1	0	0	0	1	0	0	0
4204	Adjunct Faculty Day	2	0	Male	2	2	0	0	0	0	0	0
				Female	0	0	0	0	0	0	0	0
Grand Total #		3	1	Male #	2	2	0	0	0	0	0	0
Grand Total %			33.3	Male %	66.7	66.7	0.0	0.0	0.0	0.0	0.0	0.0
				Female #	1	0	0	0	1	0	0	0
				Female%	33.3	0.0	0.0	0.0	33.3	0.0	0.0	0.0

**Maricopa County Community College District
Chandler-Gilbert Community College
Workforce Analysis**

Snapshot Date: 09/30/2017

Organizational Unit: Business & Computing Studies

Job Code	JobTitle	Total		Total								
		EMP	MIN	EMP	W	AA	H	A	NA	PI	2+	
1108	Systems Admin I	1	0	Male	1	1	0	0	0	0	0	0
				Female	0	0	0	0	0	0	0	0
1170	Institutional Research Analyst	1	0	Male	0	0	0	0	0	0	0	0
				Female	1	1	0	0	0	0	0	0
2730	Admin Secretary III	1	0	Male	0	0	0	0	0	0	0	0
				Female	1	1	0	0	0	0	0	0
4204	Adjunct Faculty Day	24	6	Male	11	8	1	2	0	0	0	0
				Female	13	10	0	2	1	0	0	0
4205	Adjunct Faculty Evening	13	5	Male	13	8	1	2	1	1	0	0
				Female	0	0	0	0	0	0	0	0
6410	Business	3	0	Male	1	1	0	0	0	0	0	0
				Female	2	2	0	0	0	0	0	0
6451	Learning Assoc	1	0	Male	0	0	0	0	0	0	0	0
				Female	1	1	0	0	0	0	0	0
7002	Accounting	2	2	Male	2	0	1	1	0	0	0	0
				Female	0	0	0	0	0	0	0	0
7205	Computer Information Systems	3	0	Male	1	1	0	0	0	0	0	0
				Female	2	2	0	0	0	0	0	0
7766	BPC Business	1	0	Male	0	0	0	0	0	0	0	0
				Female	1	1	0	0	0	0	0	0
8128	Business Accounting	1	0	Male	1	1	0	0	0	0	0	0
				Female	0	0	0	0	0	0	0	0
8307	Business Personal Computers	1	0	Male	0	0	0	0	0	0	0	0
				Female	1	1	0	0	0	0	0	0
8501	Computer Science	1	1	Male	0	0	0	0	0	0	0	0
				Female	1	0	0	0	1	0	0	0

**Maricopa County Community College District
Chandler-Gilbert Community College
Workforce Analysis**

Snapshot Date: 09/30/2017

Organizational Unit: Business & Computing Studies

Job Code	JobTitle	Total		Total								
		EMP	MIN	EMP	W	AA	H	A	NA	PI	2+	
	Grand Total #	53	14	Male #	30	20	3	5	1	1	0	0
	Grand Total %		26.4	Male %	56.6	37.7	5.7	9.4	1.9	1.9	0.0	0.0
				Female #	23	19	0	2	2	0	0	0
				Female%	43.4	35.8	0.0	3.8	3.8	0.0	0.0	0.0

**Maricopa County Community College District
Chandler-Gilbert Community College
Workforce Analysis**

Snapshot Date: 09/30/2017

Organizational Unit: Business Operations

Job Code	JobTitle	Total		Total								
		EMP	MIN	EMP	W	AA	H	A	NA	PI	2+	
1312	College Budget Analyst	2	0	Male	0	0	0	0	0	0	0	0
				Female	2	2	0	0	0	0	0	
133	Budget Analyst II	1	0	Male	0	0	0	0	0	0	0	
				Female	1	1	0	0	0	0	0	
1430	Coord Property Cntrl	1	1	Male	1	0	0	1	0	0	0	
				Female	0	0	0	0	0	0	0	
2319	Coord Facilities	1	0	Male	0	0	0	0	0	0	0	
				Female	1	1	0	0	0	0	0	
601	Mgr College Cashier Svcs	1	0	Male	0	0	0	0	0	0	0	
				Female	1	1	0	0	0	0	0	
Grand Total #		6	1	Male #	1	0	0	1	0	0	0	
Grand Total %			16.7	Male %	16.7	0.0	0.0	16.7	0.0	0.0	0.0	
				Female #	5	5	0	0	0	0	0	
				Female%	83.3	83.3	0.0	0.0	0.0	0.0	0.0	

Maricopa County Community College District

Chandler-Gilbert Community College

Snapshot Date: 09/30/2017

Workforce Analysis

Organizational Unit: Business Services/College Safe

Job Code	JobTitle	Total		Total								
		EMP	MIN	EMP	W	AA	H	A	NA	PI	2+	
1006	Public Safety Commander	1	0	Male	1	1	0	0	0	0	0	0
				Female	0	0	0	0	0	0	0	0
		Grand Total #	1	0	Male #	1	1	0	0	0	0	0
		Grand Total %		0.0	Male %	100.0	100.0	0.0	0.0	0.0	0.0	0.0
					Female #	0	0	0	0	0	0	0
					Female%	0.0	0.0	0.0	0.0	0.0	0.0	0.0

Maricopa County Community College District

Chandler-Gilbert Community College

Snapshot Date: 09/30/2017

Workforce Analysis

Organizational Unit: CGPS-Pecos

Job Code	JobTitle	Total		Total								
		EMP	MIN	EMP	W	AA	H	A	NA	PI	2+	
1007	Public Safety Police Officer	3	2	Male	3	1	0	2	0	0	0	0
				Female	0	0	0	0	0	0	0	
4880	Public Safety Aide	2	2	Male	2	0	0	2	0	0	0	0
				Female	0	0	0	0	0	0	0	
Grand Total #		5	4	Male #	5	1	0	4	0	0	0	0
Grand Total %			80.0	Male %	100.0	20.0	0.0	80.0	0.0	0.0	0.0	0.0
				Female #	0	0	0	0	0	0	0	0
				Female%	0.0	0.0	0.0	0.0	0.0	0.0	0.0	0.0

Maricopa County Community College District

Chandler-Gilbert Community College

Snapshot Date: 09/30/2017

Workforce Analysis

Organizational Unit: Chemistry

Job Code	JobTitle	Total		Total									
		EMP	MIN	EMP	W	AA	H	A	NA	PI	2+		
7130	Chemistry	1	0	Male	1	1	0	0	0	0	0	0	0
				Female	0	0	0	0	0	0	0	0	0
Grand Total #		1	0	Male #	1	1	0	0	0	0	0	0	0
Grand Total %			0.0	Male %	100.0	100.0	0.0	0.0	0.0	0.0	0.0	0.0	0.0
				Female #	0	0	0	0	0	0	0	0	0
				Female%	0.0	0.0	0.0	0.0	0.0	0.0	0.0	0.0	0.0

Maricopa County Community College District

Chandler-Gilbert Community College

Snapshot Date: 09/30/2017

Workforce Analysis

Organizational Unit: College Fiscal Operations

Job Code	JobTitle	Total		Total								
		EMP	MIN	EMP	W	AA	H	A	NA	PI	2+	
2325	Fiscal Tech II	2	2	Male	0	0	0	0	0	0	0	0
				Female	2	0	1	1	0	0	0	0
2950	Fiscal Tech I	1	1	Male	0	0	0	0	0	0	0	0
				Female	1	0	1	0	0	0	0	0
Grand Total #		3	3	Male #	0	0	0	0	0	0	0	0
Grand Total %			100.0	Male %	0.0	0.0	0.0	0.0	0.0	0.0	0.0	0.0
				Female #	3	0	2	1	0	0	0	0
				Female%	100.0	0.0	66.7	33.3	0.0	0.0	0.0	0.0

Maricopa County Community College District

Chandler-Gilbert Community College

Snapshot Date: 09/30/2017

Workforce Analysis

Organizational Unit: College HR - Strategic Staffin

Job Code	JobTitle	Total		Total								
		EMP	MIN	EMP	W	AA	H	A	NA	PI	2+	
2956	Human Resources Asst III	1	1	Male	0	0	0	0	0	0	0	0
				Female	1	0	0	1	0	0	0	0
Grand Total #		1	1	Male #	0	0	0	0	0	0	0	0
Grand Total %			100.0	Male %	0.0	0.0	0.0	0.0	0.0	0.0	0.0	0.0
				Female #	1	0	0	1	0	0	0	0
				Female%	100.0	0.0	0.0	100.0	0.0	0.0	0.0	0.0

Maricopa County Community College District

Chandler-Gilbert Community College

Snapshot Date: 09/30/2017

Workforce Analysis

Organizational Unit: College Safety

Job Code	JobTitle	Total		Total								
		EMP	MIN	EMP	W	AA	H	A	NA	PI	2+	
1004	Public Safety Lieutenant	1	0	Male	1	1	0	0	0	0	0	0
				Female	0	0	0	0	0	0	0	0
1053	Public Safety Police Sergeant	1	0	Male	1	1	0	0	0	0	0	0
				Female	0	0	0	0	0	0	0	0
Grand Total #		2	0	Male #	2	2	0	0	0	0	0	0
Grand Total %			0.0	Male %	100.0	100.0	0.0	0.0	0.0	0.0	0.0	0.0
				Female #	0	0	0	0	0	0	0	0
				Female%	0.0	0.0	0.0	0.0	0.0	0.0	0.0	0.0

**Maricopa County Community College District
Chandler-Gilbert Community College
Workforce Analysis**

Snapshot Date: 09/30/2017

Organizational Unit: Communication-Fine Arts Div

Job Code	JobTitle	Total		Total								
		EMP	MIN	EMP	W	AA	H	A	NA	PI	2+	
2310	Coord Perform Arts Facilities	1	0	Male	1	1	0	0	0	0	0	0
				Female	0	0	0	0	0	0	0	0
4204	Adjunct Faculty Day	27	6	Male	8	7	0	0	0	1	0	0
				Female	19	14	2	2	1	0	0	0
4205	Adjunct Faculty Evening	17	3	Male	7	5	0	1	0	1	0	0
				Female	10	9	0	1	0	0	0	0
7180	Communication	1	1	Male	0	0	0	0	0	0	0	0
				Female	1	0	0	0	1	0	0	0
8010	Photography	1	0	Male	1	1	0	0	0	0	0	0
				Female	0	0	0	0	0	0	0	0
Grand Total #		47	10	Male #	17	14	0	1	0	2	0	0
Grand Total %			21.3	Male %	36.2	29.8	0.0	2.1	0.0	4.3	0.0	0.0
				Female #	30	23	2	3	2	0	0	0
				Female%	63.8	48.9	4.3	6.4	4.3	0.0	0.0	0.0

Maricopa County Community College District
Chandler-Gilbert Community College
Workforce Analysis

Snapshot Date: 09/30/2017

Organizational Unit: Communication/Fine Arts Div

Job Code	JobTitle	Total		Total								
		EMP	MIN	EMP	W	AA	H	A	NA	PI	2+	
2730	Admin Secretary III	1	1	Male	0	0	0	0	0	0	0	0
				Female	1	0	0	1	0	0	0	0
2790	Photo Ceramic Lab Tech	1	0	Male	0	0	0	0	0	0	0	0
				Female	1	1	0	0	0	0	0	0
2910	Admin Secretary II	1	1	Male	0	0	0	0	0	0	0	0
				Female	1	0	0	0	1	0	0	0
4075	Temp Level 2	1	1	Male	1	0	0	1	0	0	0	0
				Female	0	0	0	0	0	0	0	0
6545	Theatre	1	0	Male	0	0	0	0	0	0	0	0
				Female	1	1	0	0	0	0	0	0
7180	Communication	3	1	Male	2	2	0	0	0	0	0	0
				Female	1	0	0	1	0	0	0	0
7550	Music	3	0	Male	3	3	0	0	0	0	0	0
				Female	0	0	0	0	0	0	0	0
8010	Photography	2	0	Male	1	1	0	0	0	0	0	0
				Female	1	1	0	0	0	0	0	0
8483	Art History	1	0	Male	0	0	0	0	0	0	0	0
				Female	1	1	0	0	0	0	0	0
Grand Total #		14	4	Male #	7	6	0	1	0	0	0	0
Grand Total %			28.6	Male %	50.0	42.9	0.0	7.1	0.0	0.0	0.0	0.0
				Female #	7	4	0	2	1	0	0	0
				Female%	50.0	28.6	0.0	14.3	7.1	0.0	0.0	0.0

Maricopa County Community College District

Chandler-Gilbert Community College

Snapshot Date: 09/30/2017

Workforce Analysis

Organizational Unit: Communication/PR Team

Job Code	JobTitle	Total		Total								
		EMP	MIN	EMP	W	AA	H	A	NA	PI	2+	
4075	Temp Level 2	1	1	Male	0	0	0	0	0	0	0	0
				Female	1	0	1	0	0	0	0	0
Grand Total #		1	1	Male #	0	0	0	0	0	0	0	0
Grand Total %			100.0	Male %	0.0	0.0	0.0	0.0	0.0	0.0	0.0	0.0
				Female #	1	0	1	0	0	0	0	0
				Female%	100.0	0.0	100.0	0.0	0.0	0.0	0.0	0.0

**Maricopa County Community College District
Chandler-Gilbert Community College
Workforce Analysis**

Snapshot Date: 09/30/2017

Organizational Unit: Comp Creative Writing and Lit

Job Code	JobTitle	Total		Total								
		EMP	MIN	EMP	W	AA	H	A	NA	PI	2+	
4028	Substitute Pay Day Inst	2	2	Male	0	0	0	0	0	0	0	0
				Female	2	0	0	1	1	0	0	
4037	Student Lrning Facilitator II	7	2	Male	1	1	0	0	0	0	0	
				Female	6	4	0	1	0	1	0	
4076	Temp Level 3	31	12	Male	9	8	0	1	0	0	0	
				Female	22	11	1	7	3	0	0	
4204	Adjunct Faculty Day	16	1	Male	5	5	0	0	0	0	0	
				Female	11	10	0	1	0	0	0	
4205	Adjunct Faculty Evening	11	0	Male	2	2	0	0	0	0	0	
				Female	9	9	0	0	0	0	0	
6381	English Composition	3	0	Male	0	0	0	0	0	0	0	
				Female	3	3	0	0	0	0	0	
7320	English	12	6	Male	6	3	2	1	0	0	0	
				Female	6	3	3	0	0	0	0	
8150	Reading	3	0	Male	0	0	0	0	0	0	0	
				Female	3	3	0	0	0	0	0	
Grand Total #		85	23	Male #	23	19	2	2	0	0	0	
Grand Total %			27.1	Male %	27.1	22.4	2.4	2.4	0.0	0.0	0.0	
				Female #	62	43	4	10	4	1	0	
				Female%	72.9	50.6	4.7	11.8	4.7	1.2	0.0	

Maricopa County Community College District

Chandler-Gilbert Community College

Snapshot Date: 09/30/2017

Workforce Analysis

Organizational Unit: Computer Information Systems

Job Code	JobTitle	Total		Total								
		EMP	MIN	EMP	W	AA	H	A	NA	PI	2+	
7205	Computer Information Systems	1	0	Male	0	0	0	0	0	0	0	0
				Female	1	1	0	0	0	0	0	0
Grand Total #		1	0	Male #	0	0	0	0	0	0	0	0
Grand Total %			0.0	Male %	0.0	0.0	0.0	0.0	0.0	0.0	0.0	0.0
				Female #	1	1	0	0	0	0	0	0
				Female%	100.0	100.0	0.0	0.0	0.0	0.0	0.0	0.0

Maricopa County Community College District

Chandler-Gilbert Community College

Workforce Analysis

Snapshot Date: 09/30/2017

Organizational Unit: Counseling

Job Code	JobTitle	Total		Total								
		EMP	MIN	EMP	W	AA	H	A	NA	PI	2+	
4212	Service Fac Adjunct Day	1	0	Male	0	0	0	0	0	0	0	0
				Female	1	1	0	0	0	0	0	0
Grand Total #		1	0	Male #	0	0	0	0	0	0	0	0
Grand Total %			0.0	Male %	0.0	0.0	0.0	0.0	0.0	0.0	0.0	0.0
				Female #	1	1	0	0	0	0	0	0
				Female%	100.0	100.0	0.0	0.0	0.0	0.0	0.0	0.0

Maricopa County Community College District

Chandler-Gilbert Community College

Snapshot Date: 09/30/2017

Workforce Analysis

Organizational Unit: Criminal Jus,ER Response&Legal

Job Code	JobTitle	Total		Total								
		EMP	MIN	EMP	W	AA	H	A	NA	PI	2+	
4106	EMT Lab Tutor Paramdc Cert	19	1	Male	19	18	0	1	0	0	0	0
				Female	0	0	0	0	0	0	0	
4205	Adjunct Faculty Evening	2	0	Male	2	2	0	0	0	0	0	
				Female	0	0	0	0	0	0	0	
Grand Total #		21	1	Male #	21	20	0	1	0	0	0	
Grand Total %			4.8	Male %	100.0	95.2	0.0	4.8	0.0	0.0	0.0	
				Female #	0	0	0	0	0	0	0	
				Female%	0.0	0.0	0.0	0.0	0.0	0.0	0.0	

Maricopa County Community College District

Chandler-Gilbert Community College

Snapshot Date: 09/30/2017

Workforce Analysis

Organizational Unit: Ctr for Civic Participation

Job Code	JobTitle	Total		Total								
		EMP	MIN	EMP	W	AA	H	A	NA	PI	2+	
4075	Temp Level 2	1	0	Male	0	0	0	0	0	0	0	0
				Female	1	1	0	0	0	0	0	0
Grand Total #		1	0	Male #	0	0	0	0	0	0	0	0
Grand Total %			0.0	Male %	0.0	0.0	0.0	0.0	0.0	0.0	0.0	0.0
				Female #	1	1	0	0	0	0	0	0
				Female%	100.0	100.0	0.0	0.0	0.0	0.0	0.0	0.0

Maricopa County Community College District

Chandler-Gilbert Community College

Snapshot Date: 09/30/2017

Workforce Analysis

Organizational Unit: Ctr. Teaching, Learning/Tech.

Job Code	JobTitle	Total		Total								
		EMP	MIN	EMP	W	AA	H	A	NA	PI	2+	
4075	Temp Level 2	1	0	Male	0	0	0	0	0	0	0	0
				Female	1	1	0	0	0	0	0	0
Grand Total #		1	0	Male #	0	0	0	0	0	0	0	0
Grand Total %			0.0	Male %	0.0	0.0	0.0	0.0	0.0	0.0	0.0	0.0
				Female #	1	1	0	0	0	0	0	0
				Female%	100.0	100.0	0.0	0.0	0.0	0.0	0.0	0.0

Maricopa County Community College District

Chandler-Gilbert Community College

Snapshot Date: 09/30/2017

Workforce Analysis

Organizational Unit: Dean of Arts & Sciences

Job Code	JobTitle	Total		Total								
		EMP	MIN	EMP	W	AA	H	A	NA	PI	2+	
230	Dir College Student Educ Svcs	1	0	Male	1	1	0	0	0	0	0	0
				Female	0	0	0	0	0	0	0	0
2565	Exec Secretary I	1	0	Male	0	0	0	0	0	0	0	0
				Female	1	1	0	0	0	0	0	0
Grand Total #		2	0	Male #	1	1	0	0	0	0	0	0
Grand Total %			0.0	Male %	50.0	50.0	0.0	0.0	0.0	0.0	0.0	0.0
				Female #	1	1	0	0	0	0	0	0
				Female%	50.0	50.0	0.0	0.0	0.0	0.0	0.0	0.0

Maricopa County Community College District

Chandler-Gilbert Community College

Snapshot Date: 09/30/2017

Workforce Analysis

Organizational Unit: Dean of Arts & Sciences-SciLab

Job Code	JobTitle	Total		Total								
		EMP	MIN	EMP	W	AA	H	A	NA	PI	2+	
2775	Science Lab Tech	3	0	Male	1	1	0	0	0	0	0	0
				Female	2	2	0	0	0	0	0	0
Grand Total #		3	0	Male #	1	1	0	0	0	0	0	0
Grand Total %			0.0	Male %	33.3	33.3	0.0	0.0	0.0	0.0	0.0	0.0
				Female #	2	2	0	0	0	0	0	0
				Female%	66.7	66.7	0.0	0.0	0.0	0.0	0.0	0.0

Maricopa County Community College District

Chandler-Gilbert Community College

Snapshot Date: 09/30/2017

Workforce Analysis

Organizational Unit: Dean of Career and Tech Educat

Job Code	JobTitle	Total		Total								
		EMP	MIN	EMP	W	AA	H	A	NA	PI	2+	
1101	Mgr Fitness Wellness	1	0	Male	0	0	0	0	0	0	0	0
				Female	1	1	0	0	0	0	0	0
9604	Early Childhood Education Coor	1	0	Male	0	0	0	0	0	0	0	0
				Female	1	1	0	0	0	0	0	0
Grand Total #		2	0	Male #	0	0	0	0	0	0	0	
Grand Total %			0.0	Male %	0.0	0.0	0.0	0.0	0.0	0.0	0.0	
				Female #	2	2	0	0	0	0	0	
				Female%	100.0	100.0	0.0	0.0	0.0	0.0	0.0	

Maricopa County Community College District

Chandler-Gilbert Community College

Snapshot Date: 09/30/2017

Workforce Analysis

Organizational Unit: Dean of Commun. Affairs

Job Code	JobTitle	Total		Total								
		EMP	MIN	EMP	W	AA	H	A	NA	PI	2+	
2970	Office Coord I	1	0	Male	0	0	0	0	0	0	0	0
				Female	1	1	0	0	0	0	0	0
Grand Total #		1	0	Male #	0	0	0	0	0	0	0	0
Grand Total %			0.0	Male %	0.0	0.0	0.0	0.0	0.0	0.0	0.0	0.0
				Female #	1	1	0	0	0	0	0	0
				Female%	100.0	100.0	0.0	0.0	0.0	0.0	0.0	0.0

Maricopa County Community College District

Chandler-Gilbert Community College

Snapshot Date: 09/30/2017

Workforce Analysis

Organizational Unit: Desktop Media Support

Job Code	JobTitle	Total		Total								
		EMP	MIN	EMP	W	AA	H	A	NA	PI	2+	
2707	Client Support Analyst	1	0	Male	1	1	0	0	0	0	0	0
				Female	0	0	0	0	0	0	0	0
Grand Total #		1	0	Male #	1	1	0	0	0	0	0	0
Grand Total %			0.0	Male %	100.0	100.0	0.0	0.0	0.0	0.0	0.0	0.0
				Female #	0	0	0	0	0	0	0	0
				Female%	0.0	0.0	0.0	0.0	0.0	0.0	0.0	0.0

Maricopa County Community College District

Chandler-Gilbert Community College

Snapshot Date: 09/30/2017

Workforce Analysis

Organizational Unit: DL Teaching & Learning

Job Code	JobTitle	Total		Total								
		EMP	MIN	EMP	W	AA	H	A	NA	PI	2+	
4205	Adjunct Faculty Evening	1	1	Male	1	0	1	0	0	0	0	0
				Female	0	0	0	0	0	0	0	0
Grand Total #		1	1	Male #	1	0	1	0	0	0	0	0
Grand Total %			100.0	Male %	100.0	0.0	100.0	0.0	0.0	0.0	0.0	0.0
				Female #	0	0	0	0	0	0	0	0
				Female%	0.0	0.0	0.0	0.0	0.0	0.0	0.0	0.0

Maricopa County Community College District

Chandler-Gilbert Community College

Snapshot Date: 09/30/2017

Workforce Analysis

Organizational Unit: Dual Enrollment

Job Code	JobTitle	Total		Total								
		EMP	MIN	EMP	W	AA	H	A	NA	PI	2+	
1458	Coord Student Svcs	1	0	Male	1	1	0	0	0	0	0	0
				Female	0	0	0	0	0	0	0	0
Grand Total #		1	0	Male #	1	1	0	0	0	0	0	0
Grand Total %			0.0	Male %	100.0	100.0	0.0	0.0	0.0	0.0	0.0	0.0
				Female #	0	0	0	0	0	0	0	0
				Female%	0.0	0.0	0.0	0.0	0.0	0.0	0.0	0.0

Maricopa County Community College District

Chandler-Gilbert Community College

Snapshot Date: 09/30/2017

Workforce Analysis

Organizational Unit: Emergency Medical Tech

Job Code	JobTitle	Total		Total								
		EMP	MIN	EMP	W	AA	H	A	NA	PI	2+	
4105	EMT Lab Tutor EMT Cert	8	1	Male	7	6	0	1	0	0	0	0
				Female	1	1	0	0	0	0	0	0
4347	Admin in Charge	1	0	Male	1	1	0	0	0	0	0	0
				Female	0	0	0	0	0	0	0	0
Grand Total #		9	1	Male #	8	7	0	1	0	0	0	0
Grand Total %			11.1	Male %	88.9	77.8	0.0	11.1	0.0	0.0	0.0	0.0
				Female #	1	1	0	0	0	0	0	0
				Female%	11.1	11.1	0.0	0.0	0.0	0.0	0.0	0.0

Maricopa County Community College District

Chandler-Gilbert Community College

Workforce Analysis

Snapshot Date: 09/30/2017

Organizational Unit: English

Job Code	JobTitle	Total		Total								
		EMP	MIN	EMP	W	AA	H	A	NA	PI	2+	
7320	English	1	1	Male	1	0	0	0	1	0	0	0
				Female	0	0	0	0	0	0	0	
Grand Total #		1	1	Male #	1	0	0	0	1	0	0	0
Grand Total %			100.0	Male %	100.0	0.0	0.0	0.0	100.0	0.0	0.0	0.0
				Female #	0	0	0	0	0	0	0	0
				Female%	0.0	0.0	0.0	0.0	0.0	0.0	0.0	0.0

**Maricopa County Community College District
Chandler-Gilbert Community College
Workforce Analysis**

Snapshot Date: 09/30/2017

Organizational Unit: Enrollment Management Services

Job Code	JobTitle	Total		Total								
		EMP	MIN	EMP	W	AA	H	A	NA	PI	2+	
4075	Temp Level 2	1	0	Male	1	1	0	0	0	0	0	0
				Female	0	0	0	0	0	0	0	0
Grand Total #		1	0	Male #	1	1	0	0	0	0	0	0
Grand Total %			0.0	Male %	100.0	100.0	0.0	0.0	0.0	0.0	0.0	0.0
				Female #	0	0	0	0	0	0	0	0
				Female%	0.0	0.0	0.0	0.0	0.0	0.0	0.0	0.0

Maricopa County Community College District

Chandler-Gilbert Community College

Snapshot Date: 09/30/2017

Workforce Analysis

Organizational Unit: Exercise Science

Job Code	JobTitle	Total		Total								
		EMP	MIN	EMP	W	AA	H	A	NA	PI	2+	
2806	Research Assoc	1	0	Male	0	0	0	0	0	0	0	0
				Female	1	1	0	0	0	0	0	0
4204	Adjunct Faculty Day	1	0	Male	0	0	0	0	0	0	0	0
				Female	1	1	0	0	0	0	0	0
8396	Dance	1	0	Male	0	0	0	0	0	0	0	0
				Female	1	1	0	0	0	0	0	0
Grand Total #		3	0	Male #	0	0	0	0	0	0	0	0
Grand Total %			0.0	Male %	0.0	0.0	0.0	0.0	0.0	0.0	0.0	0.0
				Female #	3	3	0	0	0	0	0	0
				Female%	100.0	100.0	0.0	0.0	0.0	0.0	0.0	0.0

**Maricopa County Community College District
Chandler-Gilbert Community College
Workforce Analysis**

Snapshot Date: 09/30/2017

Organizational Unit: Financial Aid

Job Code	JobTitle	Total		Total									
		EMP	MIN	EMP	W	AA	H	A	NA	PI	2+		
1165	Financial Aid Asst	1	0	Male	0	0	0	0	0	0	0	0	0
				Female	1	1	0	0	0	0	0	0	0
1457	Student Svcs Spec	1	0	Male	0	0	0	0	0	0	0	0	0
				Female	1	1	0	0	0	0	0	0	0
2730	Admin Secretary III	1	0	Male	0	0	0	0	0	0	0	0	0
				Female	1	1	0	0	0	0	0	0	0
Grand Total #		3	0	Male #	0	0	0	0	0	0	0	0	0
Grand Total %			0.0	Male %	0.0	0.0	0.0	0.0	0.0	0.0	0.0	0.0	0.0
				Female #	3	3	0	0	0	0	0	0	0
				Female%	100.0	100.0	0.0	0.0	0.0	0.0	0.0	0.0	0.0

Maricopa County Community College District

Chandler-Gilbert Community College

Workforce Analysis

Snapshot Date: 09/30/2017

Organizational Unit: Fitness & Wellness

Job Code	JobTitle	Total		Total								
		EMP	MIN	EMP	W	AA	H	A	NA	PI	2+	
4002	Fitness Ctr Tech	5	2	Male	5	3	0	1	0	0	1	0
				Female	0	0	0	0	0	0	0	
Grand Total #		5	2	Male #	5	3	0	1	0	0	1	0
Grand Total %			40.0	Male %	100.0	60.0	0.0	20.0	0.0	0.0	20.0	0.0
				Female #	0	0	0	0	0	0	0	0
				Female%	0.0	0.0	0.0	0.0	0.0	0.0	0.0	0.0

Maricopa County Community College District

Chandler-Gilbert Community College

Snapshot Date: 09/30/2017

Workforce Analysis

Organizational Unit: Fitness-Health-P.E.

Job Code	JobTitle	Total		Total								
		EMP	MIN	EMP	W	AA	H	A	NA	PI	2+	
4204	Adjunct Faculty Day	1	0	Male	0	0	0	0	0	0	0	0
				Female	1	1	0	0	0	0	0	0
Grand Total #		1	0	Male #	0	0	0	0	0	0	0	0
Grand Total %			0.0	Male %	0.0	0.0	0.0	0.0	0.0	0.0	0.0	0.0
				Female #	1	1	0	0	0	0	0	0
				Female%	100.0	100.0	0.0	0.0	0.0	0.0	0.0	0.0

Maricopa County Community College District

Chandler-Gilbert Community College

Workforce Analysis

Snapshot Date: 09/30/2017

Organizational Unit: Health Sciences

Job Code	JobTitle	Total		Total								
		EMP	MIN	EMP	W	AA	H	A	NA	PI	2+	
6451	Learning Assoc	1	1	Male	0	0	0	0	0	0	0	0
				Female	1	0	0	0	1	0	0	0
Grand Total #		1	1	Male #	0	0	0	0	0	0	0	0
Grand Total %			100.0	Male %	0.0	0.0	0.0	0.0	0.0	0.0	0.0	0.0
				Female #	1	0	0	0	1	0	0	0
				Female%	100.0	0.0	0.0	0.0	100.0	0.0	0.0	0.0

Maricopa County Community College District

Chandler-Gilbert Community College

Snapshot Date: 09/30/2017

Workforce Analysis

Organizational Unit: Hlth Profns,Fitness&Wellness

Job Code	JobTitle	Total		Total								
		EMP	MIN	EMP	W	AA	H	A	NA	PI	2+	
4357	Instructional Consultant	2	0	Male	1	1	0	0	0	0	0	0
				Female	1	1	0	0	0	0	0	0
Grand Total #		2	0	Male #	1	1	0	0	0	0	0	
Grand Total %			0.0	Male %	50.0	50.0	0.0	0.0	0.0	0.0	0.0	
				Female #	1	1	0	0	0	0	0	
				Female%	50.0	50.0	0.0	0.0	0.0	0.0	0.0	

Maricopa County Community College District

Chandler-Gilbert Community College

Workforce Analysis

Snapshot Date: 09/30/2017

Organizational Unit: Honors Program

Job Code	JobTitle	Total		Total								
		EMP	MIN	EMP	W	AA	H	A	NA	PI	2+	
2970	Office Coord I	1	0	Male	0	0	0	0	0	0	0	0
				Female	1	1	0	0	0	0	0	0
Grand Total #		1	0	Male #	0	0	0	0	0	0	0	0
Grand Total %			0.0	Male %	0.0	0.0	0.0	0.0	0.0	0.0	0.0	0.0
				Female #	1	1	0	0	0	0	0	0
				Female%	100.0	100.0	0.0	0.0	0.0	0.0	0.0	0.0

Maricopa County Community College District

Chandler-Gilbert Community College

Snapshot Date: 09/30/2017

Workforce Analysis

Organizational Unit: In Person Teaching-Learning

Job Code	JobTitle	Total		Total								
		EMP	MIN	EMP	W	AA	H	A	NA	PI	2+	
4205	Adjunct Faculty Evening	1	0	Male	1	1	0	0	0	0	0	0
				Female	0	0	0	0	0	0	0	0
Grand Total #		1	0	Male #	1	1	0	0	0	0	0	0
Grand Total %			0.0	Male %	100.0	100.0	0.0	0.0	0.0	0.0	0.0	0.0
				Female #	0	0	0	0	0	0	0	0
				Female%	0.0	0.0	0.0	0.0	0.0	0.0	0.0	0.0

**Maricopa County Community College District
Chandler-Gilbert Community College
Workforce Analysis**

Snapshot Date: 09/30/2017

Organizational Unit: Information Resources Div

Job Code	JobTitle	Total		Total								
		EMP	MIN	EMP	W	AA	H	A	NA	PI	2+	
2770	Library Asst II	1	0	Male	0	0	0	0	0	0	0	0
				Female	1	1	0	0	0	0	0	0
Grand Total #		1	0	Male #	0	0	0	0	0	0	0	0
Grand Total %			0.0	Male %	0.0	0.0	0.0	0.0	0.0	0.0	0.0	0.0
				Female #	1	1	0	0	0	0	0	0
				Female%	100.0	100.0	0.0	0.0	0.0	0.0	0.0	0.0

Maricopa County Community College District

Chandler-Gilbert Community College

Snapshot Date: 09/30/2017

Workforce Analysis

Organizational Unit: Instructional - Day Reg Sem

Job Code	JobTitle	Total		Total								
		EMP	MIN	EMP	W	AA	H	A	NA	PI	2+	
7682	Coord Mortuary Science Prog Op	1	0	Male	0	0	0	0	0	0	0	0
				Female	1	1	0	0	0	0	0	0
		Grand Total #	1	Male #	0	0	0	0	0	0	0	0
		Grand Total %		Male %	0.0	0.0	0.0	0.0	0.0	0.0	0.0	0.0
				Female #	1	1	0	0	0	0	0	0
				Female%	100.0	100.0	0.0	0.0	0.0	0.0	0.0	0.0

Maricopa County Community College District

Chandler-Gilbert Community College

Snapshot Date: 09/30/2017

Workforce Analysis

Organizational Unit: Instructional - Occ Ed

Job Code	JobTitle	Total		Total								
		EMP	MIN	EMP	W	AA	H	A	NA	PI	2+	
7386	Clinical Nursing	1	0	Male	0	0	0	0	0	0	0	0
				Female	1	1	0	0	0	0	0	0
Grand Total #		1	0	Male #	0	0	0	0	0	0	0	0
Grand Total %			0.0	Male %	0.0	0.0	0.0	0.0	0.0	0.0	0.0	0.0
				Female #	1	1	0	0	0	0	0	0
				Female%	100.0	100.0	0.0	0.0	0.0	0.0	0.0	0.0

Maricopa County Community College District

Chandler-Gilbert Community College

Snapshot Date: 09/30/2017

Workforce Analysis

Organizational Unit: Instructional Computing

Job Code	JobTitle	Total		Total								
		EMP	MIN	EMP	W	AA	H	A	NA	PI	2+	
2935	Computer Lab Tech	2	0	Male	1	1	0	0	0	0	0	0
				Female	1	1	0	0	0	0	0	0
Grand Total #		2	0	Male #	1	1	0	0	0	0	0	0
Grand Total %			0.0	Male %	50.0	50.0	0.0	0.0	0.0	0.0	0.0	0.0
				Female #	1	1	0	0	0	0	0	0
				Female%	50.0	50.0	0.0	0.0	0.0	0.0	0.0	0.0

**Maricopa County Community College District
Chandler-Gilbert Community College
Workforce Analysis**

Snapshot Date: 09/30/2017

Organizational Unit: Instructional Support

Job Code	JobTitle	Total		Total								
		EMP	MIN	EMP	W	AA	H	A	NA	PI	2+	
3515	Information Clerk	1	0	Male	0	0	0	0	0	0	0	0
				Female	1	1	0	0	0	0	0	0
Grand Total #		1	0	Male #	0	0	0	0	0	0	0	0
Grand Total %			0.0	Male %	0.0	0.0	0.0	0.0	0.0	0.0	0.0	0.0
				Female #	1	1	0	0	0	0	0	0
				Female%	100.0	100.0	0.0	0.0	0.0	0.0	0.0	0.0

Maricopa County Community College District

Chandler-Gilbert Community College

Snapshot Date: 09/30/2017

Workforce Analysis

Organizational Unit: Instructional Tech

Job Code	JobTitle	Total		Total								
		EMP	MIN	EMP	W	AA	H	A	NA	PI	2+	
171	Learning Facilitator	1	0	Male	0	0	0	0	0	0	0	0
				Female	1	1	0	0	0	0	0	0
Grand Total #		1	0	Male #	0	0	0	0	0	0	0	0
Grand Total %			0.0	Male %	0.0	0.0	0.0	0.0	0.0	0.0	0.0	0.0
				Female #	1	1	0	0	0	0	0	0
				Female%	100.0	100.0	0.0	0.0	0.0	0.0	0.0	0.0

**Maricopa County Community College District
Chandler-Gilbert Community College
Workforce Analysis**

Snapshot Date: 09/30/2017

Organizational Unit: IT App Web Development

Job Code	JobTitle	Total		Total								
		EMP	MIN	EMP	W	AA	H	A	NA	PI	2+	
4075	Temp Level 2	1	1	Male	1	0	0	0	1	0	0	0
				Female	0	0	0	0	0	0	0	
Grand Total #		1	1	Male #	1	0	0	0	1	0	0	0
Grand Total %			100.0	Male %	100.0	0.0	0.0	0.0	100.0	0.0	0.0	0.0
				Female #	0	0	0	0	0	0	0	0
				Female%	0.0	0.0	0.0	0.0	0.0	0.0	0.0	0.0

Maricopa County Community College District

Chandler-Gilbert Community College

Workforce Analysis

Snapshot Date: 09/30/2017

Organizational Unit: IT Tier 2 Services

Job Code	JobTitle	Total		Total								
		EMP	MIN	EMP	W	AA	H	A	NA	PI	2+	
2601	Network Tech	1	1	Male	1	0	1	0	0	0	0	0
				Female	0	0	0	0	0	0	0	0
Grand Total #		1	1	Male #	1	0	1	0	0	0	0	0
Grand Total %			100.0	Male %	100.0	0.0	100.0	0.0	0.0	0.0	0.0	0.0
				Female #	0	0	0	0	0	0	0	0
				Female%	0.0	0.0	0.0	0.0	0.0	0.0	0.0	0.0

**Maricopa County Community College District
Chandler-Gilbert Community College
Workforce Analysis**

Snapshot Date: 09/30/2017

Organizational Unit: ITS ERP Production & Support

Job Code	JobTitle	Total		Total								
		EMP	MIN	EMP	W	AA	H	A	NA	PI	2+	
4075	Temp Level 2	1	0	Male	0	0	0	0	0	0	0	0
				Female	1	1	0	0	0	0	0	0
Grand Total #		1	0	Male #	0	0	0	0	0	0	0	0
Grand Total %			0.0	Male %	0.0	0.0	0.0	0.0	0.0	0.0	0.0	0.0
				Female #	1	1	0	0	0	0	0	0
				Female%	100.0	100.0	0.0	0.0	0.0	0.0	0.0	0.0

**Maricopa County Community College District
Chandler-Gilbert Community College
Workforce Analysis**

Snapshot Date: 09/30/2017

Organizational Unit: ITS Infrastructure

Job Code	JobTitle	Total		Total								
		EMP	MIN	EMP	W	AA	H	A	NA	PI	2+	
4075	Temp Level 2	1	0	Male	1	1	0	0	0	0	0	0
				Female	0	0	0	0	0	0	0	0
Grand Total #		1	0	Male #	1	1	0	0	0	0	0	
Grand Total %			0.0	Male %	100.0	100.0	0.0	0.0	0.0	0.0	0.0	
				Female #	0	0	0	0	0	0	0	
				Female%	0.0	0.0	0.0	0.0	0.0	0.0	0.0	

Maricopa County Community College District

Chandler-Gilbert Community College

Snapshot Date: 09/30/2017

Workforce Analysis

Organizational Unit: ITS Project Management Office

Job Code	JobTitle	Total		Total								
		EMP	MIN	EMP	W	AA	H	A	NA	PI	2+	
4075	Temp Level 2	1	1	Male	0	0	0	0	0	0	0	0
				Female	1	0	1	0	0	0	0	0
Grand Total #		1	1	Male #	0	0	0	0	0	0	0	0
Grand Total %			100.0	Male %	0.0	0.0	0.0	0.0	0.0	0.0	0.0	0.0
				Female #	1	0	1	0	0	0	0	0
				Female%	100.0	0.0	100.0	0.0	0.0	0.0	0.0	0.0

Maricopa County Community College District

Chandler-Gilbert Community College

Snapshot Date: 09/30/2017

Workforce Analysis

Organizational Unit: ITS-Communication and Govern

Job Code	JobTitle	Total		Total								
		EMP	MIN	EMP	W	AA	H	A	NA	PI	2+	
4075	Temp Level 2	1	1	Male	0	0	0	0	0	0	0	0
				Female	1	0	0	1	0	0	0	0
Grand Total #		1	1	Male #	0	0	0	0	0	0	0	0
Grand Total %			100.0	Male %	0.0	0.0	0.0	0.0	0.0	0.0	0.0	0.0
				Female #	1	0	0	1	0	0	0	0
				Female%	100.0	0.0	0.0	100.0	0.0	0.0	0.0	0.0

**Maricopa County Community College District
Chandler-Gilbert Community College
Workforce Analysis**

Snapshot Date: 09/30/2017

Organizational Unit: Learning Assist Center

Job Code	JobTitle	Total		Total								
		EMP	MIN	EMP	W	AA	H	A	NA	PI	2+	
2910	Admin Secretary II	1	0	Male	0	0	0	0	0	0	0	0
				Female	1	1	0	0	0	0	0	0
6451	Learning Assoc	2	1	Male	0	0	0	0	0	0	0	0
				Female	2	1	0	1	0	0	0	0
Grand Total #		3	1	Male #	0	0	0	0	0	0	0	0
Grand Total %			33.3	Male %	0.0	0.0	0.0	0.0	0.0	0.0	0.0	0.0
				Female #	3	2	0	1	0	0	0	0
				Female%	100.0	66.7	0.0	33.3	0.0	0.0	0.0	0.0

**Maricopa County Community College District
Chandler-Gilbert Community College
Workforce Analysis**

Snapshot Date: 09/30/2017

Organizational Unit: Legal Services

Job Code	JobTitle	Total		Total								
		EMP	MIN	EMP	W	AA	H	A	NA	PI	2+	
4075	Temp Level 2	1	1	Male	1	0	0	1	0	0	0	0
				Female	0	0	0	0	0	0	0	0
Grand Total #		1	1	Male #	1	0	0	1	0	0	0	0
Grand Total %			100.0	Male %	100.0	0.0	0.0	100.0	0.0	0.0	0.0	0.0
				Female #	0	0	0	0	0	0	0	0
				Female%	0.0	0.0	0.0	0.0	0.0	0.0	0.0	0.0

**Maricopa County Community College District
Chandler-Gilbert Community College
Workforce Analysis**

Snapshot Date: 09/30/2017

Organizational Unit: Library

Job Code	JobTitle	Total		Total									
		EMP	MIN	EMP	W	AA	H	A	NA	PI	2+		
4075	Temp Level 2	1	1	Male	1	0	0	0	0	0	1	0	0
				Female	0	0	0	0	0	0	0	0	0
4212	Service Fac Adjunct Day	1	1	Male	0	0	0	0	0	0	0	0	0
				Female	1	0	1	0	0	0	0	0	0
Grand Total #		2	2	Male #	1	0	0	0	0	0	1	0	0
Grand Total %			100.0	Male %	50.0	0.0	0.0	0.0	0.0	0.0	50.0	0.0	0.0
				Female #	1	0	1	0	0	0	0	0	0
				Female%	50.0	0.0	50.0	0.0	0.0	0.0	0.0	0.0	0.0

**Maricopa County Community College District
Chandler-Gilbert Community College
Workforce Analysis**

Snapshot Date: 09/30/2017

Organizational Unit: Library Operations

Job Code	JobTitle	Total		Total								
		EMP	MIN	EMP	W	AA	H	A	NA	PI	2+	
4075	Temp Level 2	1	0	Male	1	1	0	0	0	0	0	0
				Female	0	0	0	0	0	0	0	0
Grand Total #		1	0	Male #	1	1	0	0	0	0	0	0
Grand Total %			0.0	Male %	100.0	100.0	0.0	0.0	0.0	0.0	0.0	0.0
				Female #	0	0	0	0	0	0	0	0
				Female%	0.0	0.0	0.0	0.0	0.0	0.0	0.0	0.0

Maricopa County Community College District

Chandler-Gilbert Community College

Workforce Analysis

Snapshot Date: 09/30/2017

Organizational Unit: Library Resource Center

Job Code	JobTitle	Total		Total								
		EMP	MIN	EMP	W	AA	H	A	NA	PI	2+	
4075	Temp Level 2	1	0	Male	1	1	0	0	0	0	0	0
				Female	0	0	0	0	0	0	0	0
Grand Total #		1	0	Male #	1	1	0	0	0	0	0	
Grand Total %			0.0	Male %	100.0	100.0	0.0	0.0	0.0	0.0	0.0	
				Female #	0	0	0	0	0	0	0	
				Female%	0.0	0.0	0.0	0.0	0.0	0.0	0.0	

Maricopa County Community College District
Chandler-Gilbert Community College
Workforce Analysis

Snapshot Date: 09/30/2017

Organizational Unit: Library, Learning Ctr&Counsel

Job Code	JobTitle	Total		Total								
		EMP	MIN	EMP	W	AA	H	A	NA	PI	2+	
2730	Admin Secretary III	1	0	Male	0	0	0	0	0	0	0	0
				Female	1	1	0	0	0	0	0	0
2770	Library Asst II	4	2	Male	0	0	0	0	0	0	0	0
				Female	4	2	1	1	0	0	0	0
4029	Substitute Pay Evening Inst	1	0	Male	0	0	0	0	0	0	0	0
				Female	1	1	0	0	0	0	0	0
4204	Adjunct Faculty Day	5	1	Male	0	0	0	0	0	0	0	0
				Female	5	4	0	1	0	0	0	0
4205	Adjunct Faculty Evening	1	1	Male	0	0	0	0	0	0	0	0
				Female	1	0	1	0	0	0	0	0
4212	Service Fac Adjunct Day	6	0	Male	1	1	0	0	0	0	0	0
				Female	5	5	0	0	0	0	0	0
4218	Svcs Fac Adj Evening	2	0	Male	0	0	0	0	0	0	0	0
				Female	2	2	0	0	0	0	0	0
7200	Counselor	3	2	Male	1	0	0	1	0	0	0	0
				Female	2	1	0	1	0	0	0	0
7480	Librarian	4	1	Male	0	0	0	0	0	0	0	0
				Female	4	3	1	0	0	0	0	0
Grand Total #		27	7	Male #	2	1	0	1	0	0	0	0
Grand Total %			25.9	Male %	7.4	3.7	0.0	3.7	0.0	0.0	0.0	0.0
				Female #	25	19	3	3	0	0	0	0
				Female%	92.6	70.4	11.1	11.1	0.0	0.0	0.0	0.0

**Maricopa County Community College District
Chandler-Gilbert Community College
Workforce Analysis**

Snapshot Date: 09/30/2017

Organizational Unit: Maintenance

Job Code	JobTitle	Total		Total								
		EMP	MIN	EMP	W	AA	H	A	NA	PI	2+	
4075	Temp Level 2	1	0	Male	0	0	0	0	0	0	0	0
				Female	1	1	0	0	0	0	0	0
Grand Total #		1	0	Male #	0	0	0	0	0	0	0	0
Grand Total %			0.0	Male %	0.0	0.0	0.0	0.0	0.0	0.0	0.0	0.0
				Female #	1	1	0	0	0	0	0	0
				Female%	100.0	100.0	0.0	0.0	0.0	0.0	0.0	0.0

Maricopa County Community College District

Chandler-Gilbert Community College

Snapshot Date: 09/30/2017

Workforce Analysis

Organizational Unit: Maintenance & Operations

Job Code	JobTitle	Total		Total								
		EMP	MIN	EMP	W	AA	H	A	NA	PI	2+	
4075	Temp Level 2	1	1	Male	1	0	0	1	0	0	0	0
				Female	0	0	0	0	0	0	0	
Grand Total #		1	1	Male #	1	0	0	1	0	0	0	0
Grand Total %			100.0	Male %	100.0	0.0	0.0	100.0	0.0	0.0	0.0	0.0
				Female #	0	0	0	0	0	0	0	0
				Female%	0.0	0.0	0.0	0.0	0.0	0.0	0.0	0.0

**Maricopa County Community College District
Chandler-Gilbert Community College
Workforce Analysis**

Snapshot Date: 09/30/2017

Organizational Unit: Maintenance Operations

Job Code	JobTitle	Total		Total								
		EMP	MIN	EMP	W	AA	H	A	NA	PI	2+	
2785	Office Coord II	1	1	Male	0	0	0	0	0	0	0	0
				Female	1	0	0	1	0	0	0	0
4555	Electrician	1	1	Male	1	0	0	1	0	0	0	0
				Female	0	0	0	0	0	0	0	0
4560	HVAC Maint Tech	1	1	Male	1	0	0	1	0	0	0	0
				Female	0	0	0	0	0	0	0	0
4630	Painter	1	1	Male	1	0	0	1	0	0	0	0
				Female	0	0	0	0	0	0	0	0
835	Mgr Building Operations	1	0	Male	1	1	0	0	0	0	0	0
				Female	0	0	0	0	0	0	0	0
Grand Total #		5	4	Male #	4	1	0	3	0	0	0	0
Grand Total %			80.0	Male %	80.0	20.0	0.0	60.0	0.0	0.0	0.0	0.0
				Female #	1	0	0	1	0	0	0	0
				Female%	20.0	0.0	0.0	20.0	0.0	0.0	0.0	0.0

**Maricopa County Community College District
Chandler-Gilbert Community College
Workforce Analysis**

Snapshot Date: 09/30/2017

Organizational Unit: Marketing & Communication

Job Code	JobTitle	Total		Total								
		EMP	MIN	EMP	W	AA	H	A	NA	PI	2+	
4075	Temp Level 2	1	0	Male	1	1	0	0	0	0	0	0
				Female	0	0	0	0	0	0	0	0
		Grand Total #	1	0	Male #	1	1	0	0	0	0	0
		Grand Total %		0.0	Male %	100.0	100.0	0.0	0.0	0.0	0.0	0.0
					Female #	0	0	0	0	0	0	0
					Female%	0.0	0.0	0.0	0.0	0.0	0.0	0.0

**Maricopa County Community College District
Chandler-Gilbert Community College
Workforce Analysis**

Snapshot Date: 09/30/2017

Organizational Unit: Marketing & Public Relations

Job Code	JobTitle	Total		Total								
		EMP	MIN	EMP	W	AA	H	A	NA	PI	2+	
1340	Coord Marketing	1	0	Male	0	0	0	0	0	0	0	0
				Female	1	1	0	0	0	0	0	0
4075	Temp Level 2	3	1	Male	3	2	0	1	0	0	0	0
				Female	0	0	0	0	0	0	0	0
Grand Total #		4	1	Male #	3	2	0	1	0	0	0	0
Grand Total %			25.0	Male %	75.0	50.0	0.0	25.0	0.0	0.0	0.0	0.0
				Female #	1	1	0	0	0	0	0	0
				Female%	25.0	25.0	0.0	0.0	0.0	0.0	0.0	0.0

Maricopa County Community College District

Chandler-Gilbert Community College

Workforce Analysis

Snapshot Date: 09/30/2017

Organizational Unit: Marketing, PR & Sales

Job Code	JobTitle	Total		Total								
		EMP	MIN	EMP	W	AA	H	A	NA	PI	2+	
4075	Temp Level 2	1	0	Male	0	0	0	0	0	0	0	0
				Female	1	1	0	0	0	0	0	0
Grand Total #		1	0	Male #	0	0	0	0	0	0	0	
Grand Total %			0.0	Male %	0.0	0.0	0.0	0.0	0.0	0.0	0.0	
				Female #	1	1	0	0	0	0	0	
				Female%	100.0	100.0	0.0	0.0	0.0	0.0	0.0	

Maricopa County Community College District

Chandler-Gilbert Community College

Snapshot Date: 09/30/2017

Workforce Analysis

Organizational Unit: Marketing-Creative

Job Code	JobTitle	Total		Total								
		EMP	MIN	EMP	W	AA	H	A	NA	PI	2+	
4075	Temp Level 2	1	0	Male	0	0	0	0	0	0	0	0
				Female	1	1	0	0	0	0	0	0
Grand Total #		1	0	Male #	0	0	0	0	0	0	0	0
Grand Total %			0.0	Male %	0.0	0.0	0.0	0.0	0.0	0.0	0.0	0.0
				Female #	1	1	0	0	0	0	0	0
				Female%	100.0	100.0	0.0	0.0	0.0	0.0	0.0	0.0

**Maricopa County Community College District
Chandler-Gilbert Community College
Workforce Analysis**

Snapshot Date: 09/30/2017

Organizational Unit: Math Division

Job Code	JobTitle	Total		Total								
		EMP	MIN	EMP	W	AA	H	A	NA	PI	2+	
2730	Admin Secretary III	2	0	Male	0	0	0	0	0	0	0	0
				Female	2	2	0	0	0	0	0	0
4028	Substitute Pay Day Inst	4	1	Male	1	0	0	0	0	1	0	0
				Female	3	3	0	0	0	0	0	0
4204	Adjunct Faculty Day	25	3	Male	11	11	0	0	0	0	0	0
				Female	14	11	0	3	0	0	0	0
4205	Adjunct Faculty Evening	15	3	Male	11	9	1	0	1	0	0	0
				Female	4	3	0	1	0	0	0	0
7500	Mathematics	16	3	Male	4	4	0	0	0	0	0	0
				Female	12	9	1	2	0	0	0	0
Grand Total #		62	10	Male #	27	24	1	0	1	1	0	0
Grand Total %			16.1	Male %	43.5	38.7	1.6	0.0	1.6	1.6	0.0	0.0
				Female #	35	28	1	6	0	0	0	0
				Female%	56.5	45.2	1.6	9.7	0.0	0.0	0.0	0.0

Maricopa County Community College District

Chandler-Gilbert Community College

Workforce Analysis

Snapshot Date: 09/30/2017

Organizational Unit: Mathematics

Job Code	JobTitle	Total		Total									
		EMP	MIN	EMP	W	AA	H	A	NA	PI	2+		
4204	Adjunct Faculty Day	1	0	Male	1	1	0	0	0	0	0	0	0
				Female	0	0	0	0	0	0	0	0	0
7500	Mathematics	1	0	Male	1	1	0	0	0	0	0	0	0
				Female	0	0	0	0	0	0	0	0	0
Grand Total #		2	0	Male #	2	2	0	0	0	0	0	0	
Grand Total %			0.0	Male %	100.0	100.0	0.0	0.0	0.0	0.0	0.0	0.0	
				Female #	0	0	0	0	0	0	0	0	
				Female%	0.0	0.0	0.0	0.0	0.0	0.0	0.0	0.0	

**Maricopa County Community College District
Chandler-Gilbert Community College
Workforce Analysis**

Snapshot Date: 09/30/2017

Organizational Unit: Modern Languages and Humanities

Job Code	JobTitle	Total		Total								
		EMP	MIN	EMP	W	AA	H	A	NA	PI	2+	
2730	Admin Secretary III	1	1	Male	1	0	0	0	1	0	0	0
				Female	0	0	0	0	0	0	0	
4029	Substitute Pay Evening Inst	1	0	Male	0	0	0	0	0	0	0	0
				Female	1	1	0	0	0	0	0	
4204	Adjunct Faculty Day	12	2	Male	6	6	0	0	0	0	0	0
				Female	6	4	0	2	0	0	0	
4205	Adjunct Faculty Evening	3	0	Male	1	1	0	0	0	0	0	0
				Female	2	2	0	0	0	0	0	
7400	History	2	0	Male	1	1	0	0	0	0	0	0
				Female	1	1	0	0	0	0	0	
8000	Philosophy	2	1	Male	2	1	0	1	0	0	0	0
				Female	0	0	0	0	0	0	0	
8200	Spanish	2	1	Male	1	0	0	1	0	0	0	0
				Female	1	1	0	0	0	0	0	
8369	English as a Second Language	1	1	Male	0	0	0	0	0	0	0	0
				Female	1	0	0	1	0	0	0	
Grand Total #		24	6	Male #	12	9	0	2	1	0	0	0
Grand Total %			25.0	Male %	50.0	37.5	0.0	8.3	4.2	0.0	0.0	0.0
				Female #	12	9	0	3	0	0	0	0
				Female%	50.0	37.5	0.0	12.5	0.0	0.0	0.0	0.0

Maricopa County Community College District

Chandler-Gilbert Community College

Snapshot Date: 09/30/2017

Workforce Analysis

Organizational Unit: Mth, Sci, Engin, & Counseling

Job Code	JobTitle	Total		Total								
		EMP	MIN	EMP	W	AA	H	A	NA	PI	2+	
4036	Student Lrning Facilitator I	37	6	Male	25	21	0	3	1	0	0	0
				Female	12	10	0	1	1	0	0	0
Grand Total #		37	6	Male #	25	21	0	3	1	0	0	0
Grand Total %			16.2	Male %	67.6	56.8	0.0	8.1	2.7	0.0	0.0	0.0
				Female #	12	10	0	1	1	0	0	0
				Female%	32.4	27.0	0.0	2.7	2.7	0.0	0.0	0.0

Maricopa County Community College District

Chandler-Gilbert Community College

Snapshot Date: 09/30/2017

Workforce Analysis

Organizational Unit: Music-Performing Arts Center

Job Code	JobTitle	Total		Total								
		EMP	MIN	EMP	W	AA	H	A	NA	PI	2+	
4050	Accompanist	3	0	Male	1	1	0	0	0	0	0	0
				Female	2	2	0	0	0	0	0	0
Grand Total #		3	0	Male #	1	1	0	0	0	0	0	0
Grand Total %			0.0	Male %	33.3	33.3	0.0	0.0	0.0	0.0	0.0	0.0
				Female #	2	2	0	0	0	0	0	0
				Female%	66.7	66.7	0.0	0.0	0.0	0.0	0.0	0.0

**Maricopa County Community College District
Chandler-Gilbert Community College
Workforce Analysis**

Snapshot Date: 09/30/2017

Organizational Unit: Nursing

Job Code	JobTitle	Total		Total								
		EMP	MIN	EMP	W	AA	H	A	NA	PI	2+	
1457	Student Svcs Spec	1	1	Male	0	0	0	0	0	0	0	0
				Female	1	0	0	1	0	0	0	0
4028	Substitute Pay Day Inst	3	0	Male	1	1	0	0	0	0	0	0
				Female	2	2	0	0	0	0	0	0
4106	EMT Lab Tutor Paramdc Cert	1	0	Male	0	0	0	0	0	0	0	0
				Female	1	1	0	0	0	0	0	0
4204	Adjunct Faculty Day	3	1	Male	1	0	1	0	0	0	0	0
				Female	2	2	0	0	0	0	0	0
4349	Other Paid from Fund 2 Hrly	1	0	Male	1	1	0	0	0	0	0	0
				Female	0	0	0	0	0	0	0	0
7386	Clinical Nursing	5	0	Male	0	0	0	0	0	0	0	0
				Female	5	5	0	0	0	0	0	0
Grand Total #		14	2	Male #	3	2	1	0	0	0	0	0
Grand Total %			14.3	Male %	21.4	14.3	7.1	0.0	0.0	0.0	0.0	0.0
				Female #	11	10	0	1	0	0	0	0
				Female%	78.6	71.4	0.0	7.1	0.0	0.0	0.0	0.0

**Maricopa County Community College District
Chandler-Gilbert Community College
Workforce Analysis**

Snapshot Date: 09/30/2017

Organizational Unit: Nursing and Health Science

Job Code	JobTitle	Total		Total								
		EMP	MIN	EMP	W	AA	H	A	NA	PI	2+	
4106	EMT Lab Tutor Paramdc Cert	2	1	Male	2	1	0	1	0	0	0	0
				Female	0	0	0	0	0	0	0	
4204	Adjunct Faculty Day	4	1	Male	1	1	0	0	0	0	0	
				Female	3	2	1	0	0	0	0	
4205	Adjunct Faculty Evening	3	0	Male	2	2	0	0	0	0	0	
				Female	1	1	0	0	0	0	0	
7310	Emergency Medical Tech	1	0	Male	1	1	0	0	0	0	0	
				Female	0	0	0	0	0	0	0	
7560	Nursing	1	0	Male	0	0	0	0	0	0	0	
				Female	1	1	0	0	0	0	0	
7681	Mortuary Science	1	0	Male	1	1	0	0	0	0	0	
				Female	0	0	0	0	0	0	0	
8421	Nutrition	2	0	Male	0	0	0	0	0	0	0	
				Female	2	2	0	0	0	0	0	
8890	Health Education	1	0	Male	0	0	0	0	0	0	0	
				Female	1	1	0	0	0	0	0	
Grand Total #		15	2	Male #	7	6	0	1	0	0	0	
Grand Total %			13.3	Male %	46.7	40.0	0.0	6.7	0.0	0.0	0.0	
				Female #	8	7	1	0	0	0	0	
				Female%	53.3	46.7	6.7	0.0	0.0	0.0	0.0	

Maricopa County Community College District

Chandler-Gilbert Community College

Snapshot Date: 09/30/2017

Workforce Analysis

Organizational Unit: Nursing Continuing Education

Job Code	JobTitle	Total		Total								
		EMP	MIN	EMP	W	AA	H	A	NA	PI	2+	
2305	Admin Asst I	1	0	Male	0	0	0	0	0	0	0	0
				Female	1	1	0	0	0	0	0	0
Grand Total #		1	0	Male #	0	0	0	0	0	0	0	0
Grand Total %			0.0	Male %	0.0	0.0	0.0	0.0	0.0	0.0	0.0	0.0
				Female #	1	1	0	0	0	0	0	0
				Female%	100.0	100.0	0.0	0.0	0.0	0.0	0.0	0.0

**Maricopa County Community College District
Chandler-Gilbert Community College
Workforce Analysis**

Snapshot Date: 09/30/2017

Organizational Unit: Office of the Chancellor

Job Code	JobTitle	Total		Total								
		EMP	MIN	EMP	W	AA	H	A	NA	PI	2+	
2706	Help Desk Analyst	1	0	Male	1	1	0	0	0	0	0	0
				Female	0	0	0	0	0	0	0	0
50	College President	1	0	Male	1	1	0	0	0	0	0	0
				Female	0	0	0	0	0	0	0	0
Grand Total #		2	0	Male #	2	2	0	0	0	0	0	
Grand Total %			0.0	Male %	100.0	100.0	0.0	0.0	0.0	0.0	0.0	
				Female #	0	0	0	0	0	0	0	
				Female%	0.0	0.0	0.0	0.0	0.0	0.0	0.0	

**Maricopa County Community College District
Chandler-Gilbert Community College
Workforce Analysis**

Snapshot Date: 09/30/2017

Organizational Unit: Office of the President CGC

Job Code	JobTitle	Total		Total								
		EMP	MIN	EMP	W	AA	H	A	NA	PI	2+	
130	VP Admin Svcs	1	0	Male	1	1	0	0	0	0	0	0
				Female	0	0	0	0	0	0	0	0
145	VP Student Affairs	1	1	Male	1	0	1	0	0	0	0	0
				Female	0	0	0	0	0	0	0	0
2306	Admin Asst to College Pres	1	0	Male	0	0	0	0	0	0	0	0
				Female	1	1	0	0	0	0	0	0
403	Dean	1	0	Male	0	0	0	0	0	0	0	0
				Female	1	1	0	0	0	0	0	0
99	VP Information Tech	1	1	Male	1	0	1	0	0	0	0	0
				Female	0	0	0	0	0	0	0	0
Grand Total #		5	2	Male #	3	1	2	0	0	0	0	0
Grand Total %			40.0	Male %	60.0	20.0	40.0	0.0	0.0	0.0	0.0	0.0
				Female #	2	2	0	0	0	0	0	0
				Female%	40.0	40.0	0.0	0.0	0.0	0.0	0.0	0.0

Maricopa County Community College District

Chandler-Gilbert Community College

Snapshot Date: 09/30/2017

Workforce Analysis

Organizational Unit: Operations Support

Job Code	JobTitle	Total		Total								
		EMP	MIN	EMP	W	AA	H	A	NA	PI	2+	
4840	Building Maint Tech	2	0	Male	2	2	0	0	0	0	0	0
				Female	0	0	0	0	0	0	0	0
Grand Total #		2	0	Male #	2	2	0	0	0	0	0	
Grand Total %			0.0	Male %	100.0	100.0	0.0	0.0	0.0	0.0	0.0	
				Female #	0	0	0	0	0	0	0	
				Female%	0.0	0.0	0.0	0.0	0.0	0.0	0.0	

Maricopa County Community College District

Chandler-Gilbert Community College

Snapshot Date: 09/30/2017

Workforce Analysis

Organizational Unit: Performing Arts

Job Code	JobTitle	Total		Total									
		EMP	MIN	EMP	W	AA	H	A	NA	PI	2+		
4205	Adjunct Faculty Evening	1	0	Male	0	0	0	0	0	0	0	0	0
				Female	1	1	0	0	0	0	0	0	0
Grand Total #		1	0	Male #	0	0	0	0	0	0	0	0	0
Grand Total %			0.0	Male %	0.0	0.0	0.0	0.0	0.0	0.0	0.0	0.0	0.0
				Female #	1	1	0	0	0	0	0	0	0
				Female%	100.0	100.0	0.0	0.0	0.0	0.0	0.0	0.0	0.0

**Maricopa County Community College District
Chandler-Gilbert Community College
Workforce Analysis**

Snapshot Date: 09/30/2017

Organizational Unit: Physical Sci&Engineering

Job Code	JobTitle	Total		Total								
		EMP	MIN	EMP	W	AA	H	A	NA	PI	2+	
2730	Admin Secretary III	1	1	Male	0	0	0	0	0	0	0	0
				Female	1	0	0	0	1	0	0	0
2775	Science Lab Tech	1	1	Male	0	0	0	0	0	0	0	0
				Female	1	0	0	1	0	0	0	0
4204	Adjunct Faculty Day	6	1	Male	2	2	0	0	0	0	0	0
				Female	4	3	0	0	1	0	0	0
4205	Adjunct Faculty Evening	10	0	Male	7	7	0	0	0	0	0	0
				Female	3	3	0	0	0	0	0	0
7130	Chemistry	4	2	Male	1	1	0	0	0	0	0	0
				Female	3	1	0	0	2	0	0	0
7315	Engineering	1	0	Male	1	1	0	0	0	0	0	0
				Female	0	0	0	0	0	0	0	0
7380	Geology	2	0	Male	2	2	0	0	0	0	0	0
				Female	0	0	0	0	0	0	0	0
7775	Physics Mathematics	1	0	Male	0	0	0	0	0	0	0	0
				Female	1	1	0	0	0	0	0	0
8110	Physics	2	1	Male	1	1	0	0	0	0	0	0
				Female	1	0	1	0	0	0	0	0
8126	Astronomy	1	1	Male	1	0	0	1	0	0	0	0
				Female	0	0	0	0	0	0	0	0
Grand Total #		29	7	Male #	15	14	0	1	0	0	0	0
Grand Total %			24.1	Male %	51.7	48.3	0.0	3.4	0.0	0.0	0.0	0.0
				Female #	14	8	1	1	4	0	0	0
				Female%	48.3	27.6	3.4	3.4	13.8	0.0	0.0	0.0

Maricopa County Community College District

Chandler-Gilbert Community College

Snapshot Date: 09/30/2017

Workforce Analysis

Organizational Unit: Risk and Resource Mgt.

Job Code	JobTitle	Total		Total								
		EMP	MIN	EMP	W	AA	H	A	NA	PI	2+	
2320	Facilities Tech	1	1	Male	1	0	0	1	0	0	0	0
				Female	0	0	0	0	0	0	0	
2970	Office Coord I	1	0	Male	0	0	0	0	0	0	0	
				Female	1	1	0	0	0	0	0	
Grand Total #		2	1	Male #	1	0	0	1	0	0	0	
Grand Total %			50.0	Male %	50.0	0.0	0.0	50.0	0.0	0.0	0.0	
				Female #	1	1	0	0	0	0	0	
				Female%	50.0	50.0	0.0	0.0	0.0	0.0	0.0	

**Maricopa County Community College District
Chandler-Gilbert Community College
Workforce Analysis**

Snapshot Date: 09/30/2017

Organizational Unit: Social & Behavioral Sciences

Job Code	JobTitle	Total		Total								
		EMP	MIN	EMP	W	AA	H	A	NA	PI	2+	
2730	Admin Secretary III	1	0	Male	0	0	0	0	0	0	0	0
				Female	1	1	0	0	0	0	0	0
3510	Clerk Typist	1	1	Male	0	0	0	0	0	0	0	0
				Female	1	0	0	1	0	0	0	0
4204	Adjunct Faculty Day	20	4	Male	8	7	0	0	1	0	0	0
				Female	12	9	1	2	0	0	0	0
4205	Adjunct Faculty Evening	4	0	Male	0	0	0	0	0	0	0	0
				Female	4	4	0	0	0	0	0	0
7280	Economics	2	1	Male	0	0	0	0	0	0	0	0
				Female	2	1	0	1	0	0	0	0
7290	Education	1	0	Male	0	0	0	0	0	0	0	0
				Female	1	1	0	0	0	0	0	0
8120	Political Science	1	1	Male	1	0	0	0	1	0	0	0
				Female	0	0	0	0	0	0	0	0
8140	Psychology	6	3	Male	1	1	0	0	0	0	0	0
				Female	5	2	2	1	0	0	0	0
8190	Sociology	1	1	Male	0	0	0	0	0	0	0	0
				Female	1	0	0	0	1	0	0	0
Grand Total #		37	11	Male #	10	8	0	0	2	0	0	0
Grand Total %			29.7	Male %	27.0	21.6	0.0	0.0	5.4	0.0	0.0	0.0
				Female #	27	18	3	5	1	0	0	0
				Female%	73.0	48.6	8.1	13.5	2.7	0.0	0.0	0.0

Maricopa County Community College District

Chandler-Gilbert Community College

Snapshot Date: 09/30/2017

Workforce Analysis

Organizational Unit: Special Student Services

Job Code	JobTitle	Total		Total								
		EMP	MIN	EMP	W	AA	H	A	NA	PI	2+	
1458	Coord Student Svcs	1	1	Male	0	0	0	0	0	0	0	0
				Female	1	0	1	0	0	0	0	0
2970	Office Coord I	1	0	Male	0	0	0	0	0	0	0	0
				Female	1	1	0	0	0	0	0	0
Grand Total #		2	1	Male #	0	0	0	0	0	0	0	0
Grand Total %			50.0	Male %	0.0	0.0	0.0	0.0	0.0	0.0	0.0	0.0
				Female #	2	1	1	0	0	0	0	0
				Female%	100.0	50.0	50.0	0.0	0.0	0.0	0.0	0.0

**Maricopa County Community College District
Chandler-Gilbert Community College
Workforce Analysis**

Snapshot Date: 09/30/2017

Organizational Unit: Student Activities

Job Code	JobTitle	Total		Total								
		EMP	MIN	EMP	W	AA	H	A	NA	PI	2+	
4075	Temp Level 2	2	1	Male	0	0	0	0	0	0	0	0
				Female	2	1	0	1	0	0	0	0
Grand Total #		2	1	Male #	0	0	0	0	0	0	0	0
Grand Total %			50.0	Male %	0.0	0.0	0.0	0.0	0.0	0.0	0.0	0.0
				Female #	2	1	0	1	0	0	0	0
				Female%	100.0	50.0	0.0	50.0	0.0	0.0	0.0	0.0

Maricopa County Community College District

Chandler-Gilbert Community College

Snapshot Date: 09/30/2017

Workforce Analysis

Organizational Unit: Student Affairs

Job Code	JobTitle	Total		Total								
		EMP	MIN	EMP	W	AA	H	A	NA	PI	2+	
4075	Temp Level 2	1	1	Male	0	0	0	0	0	0	0	0
				Female	1	0	1	0	0	0	0	0
Grand Total #		1	1	Male #	0	0	0	0	0	0	0	0
Grand Total %			100.0	Male %	0.0	0.0	0.0	0.0	0.0	0.0	0.0	0.0
				Female #	1	0	1	0	0	0	0	0
				Female%	100.0	0.0	100.0	0.0	0.0	0.0	0.0	0.0

**Maricopa County Community College District
Chandler-Gilbert Community College
Workforce Analysis**

Snapshot Date: 09/30/2017

Organizational Unit: Student Dev - Early College

Job Code	JobTitle	Total		Total								
		EMP	MIN	EMP	W	AA	H	A	NA	PI	2+	
4075	Temp Level 2	2	1	Male	0	0	0	0	0	0	0	0
				Female	2	1	0	0	1	0	0	0
Grand Total #		2	1	Male #	0	0	0	0	0	0	0	0
Grand Total %			50.0	Male %	0.0	0.0	0.0	0.0	0.0	0.0	0.0	0.0
				Female #	2	1	0	0	1	0	0	0
				Female%	100.0	50.0	0.0	0.0	50.0	0.0	0.0	0.0

Maricopa County Community College District

Chandler-Gilbert Community College

Snapshot Date: 09/30/2017

Workforce Analysis

Organizational Unit: Student Development Services

Job Code	JobTitle	Total		Total								
		EMP	MIN	EMP	W	AA	H	A	NA	PI	2+	
4075	Temp Level 2	1	1	Male	0	0	0	0	0	0	0	0
				Female	1	0	0	1	0	0	0	0
Grand Total #		1	1	Male #	0	0	0	0	0	0	0	0
Grand Total %			100.0	Male %	0.0	0.0	0.0	0.0	0.0	0.0	0.0	0.0
				Female #	1	0	0	1	0	0	0	0
				Female%	100.0	0.0	0.0	100.0	0.0	0.0	0.0	0.0

**Maricopa County Community College District
Chandler-Gilbert Community College
Workforce Analysis**

Snapshot Date: 09/30/2017

Organizational Unit: Student Financial Services

Job Code	JobTitle	Total		Total								
		EMP	MIN	EMP	W	AA	H	A	NA	PI	2+	
4075	Temp Level 2	1	0	Male	0	0	0	0	0	0	0	0
				Female	1	1	0	0	0	0	0	0
Grand Total #		1	0	Male #	0	0	0	0	0	0	0	0
Grand Total %			0.0	Male %	0.0	0.0	0.0	0.0	0.0	0.0	0.0	0.0
				Female #	1	1	0	0	0	0	0	0
				Female%	100.0	100.0	0.0	0.0	0.0	0.0	0.0	0.0

Maricopa County Community College District

Chandler-Gilbert Community College

Snapshot Date: 09/30/2017

Workforce Analysis

Organizational Unit: Student Information Systems

Job Code	JobTitle	Total		Total								
		EMP	MIN	EMP	W	AA	H	A	NA	PI	2+	
4075	Temp Level 2	2	2	Male	2	0	0	2	0	0	0	0
				Female	0	0	0	0	0	0	0	
Grand Total #		2	2	Male #	2	0	0	2	0	0	0	
Grand Total %			100.0	Male %	100.0	0.0	0.0	100.0	0.0	0.0	0.0	
				Female #	0	0	0	0	0	0	0	
				Female%	0.0	0.0	0.0	0.0	0.0	0.0	0.0	

Maricopa County Community College District

Chandler-Gilbert Community College

Snapshot Date: 09/30/2017

Workforce Analysis

Organizational Unit: Student Leadership

Job Code	JobTitle	Total		Total								
		EMP	MIN	EMP	W	AA	H	A	NA	PI	2+	
4075	Temp Level 2	2	2	Male	1	0	0	1	0	0	0	0
				Female	1	0	0	1	0	0	0	0
Grand Total #		2	2	Male #	1	0	0	1	0	0	0	0
Grand Total %			100.0	Male %	50.0	0.0	0.0	50.0	0.0	0.0	0.0	0.0
				Female #	1	0	0	1	0	0	0	0
				Female%	50.0	0.0	0.0	50.0	0.0	0.0	0.0	0.0

**Maricopa County Community College District
Chandler-Gilbert Community College
Workforce Analysis**

Snapshot Date: 09/30/2017

Organizational Unit: Student Life

Job Code	JobTitle	Total		Total								
		EMP	MIN	EMP	W	AA	H	A	NA	PI	2+	
1454	Coord Student Life Leadership	1	0	Male	0	0	0	0	0	0	0	0
				Female	1	1	0	0	0	0	0	0
1458	Coord Student Svcs	1	0	Male	0	0	0	0	0	0	0	0
				Female	1	1	0	0	0	0	0	0
1459	Student Life Ldrship Prog Spec	1	0	Male	0	0	0	0	0	0	0	0
				Female	1	1	0	0	0	0	0	0
2590	Program Advisor	1	0	Male	0	0	0	0	0	0	0	0
				Female	1	1	0	0	0	0	0	0
4075	Temp Level 2	3	3	Male	2	0	1	0	1	0	0	0
				Female	1	0	1	0	0	0	0	0
Grand Total #		7	3	Male #	2	0	1	0	1	0	0	0
Grand Total %			42.9	Male %	28.6	0.0	14.3	0.0	14.3	0.0	0.0	0.0
				Female #	5	4	1	0	0	0	0	0
				Female%	71.4	57.1	14.3	0.0	0.0	0.0	0.0	0.0

Maricopa County Community College District
Chandler-Gilbert Community College
Workforce Analysis

Snapshot Date: 09/30/2017

Organizational Unit: Student Life-Svc Learning

Job Code	JobTitle	Total		Total								
		EMP	MIN	EMP	W	AA	H	A	NA	PI	2+	
3110	Admin Secretary I	1	1	Male	0	0	0	0	0	0	0	0
				Female	1	0	0	1	0	0	0	0
4075	Temp Level 2	1	0	Male	1	1	0	0	0	0	0	0
				Female	0	0	0	0	0	0	0	0
Grand Total #		2	1	Male #	1	1	0	0	0	0	0	0
Grand Total %			50.0	Male %	50.0	50.0	0.0	0.0	0.0	0.0	0.0	0.0
				Female #	1	0	0	1	0	0	0	0
				Female%	50.0	0.0	0.0	50.0	0.0	0.0	0.0	0.0

Maricopa County Community College District

Chandler-Gilbert Community College

Workforce Analysis

Snapshot Date: 09/30/2017

Organizational Unit: Student Loan Services

Job Code	JobTitle	Total		Total								
		EMP	MIN	EMP	W	AA	H	A	NA	PI	2+	
4075	Temp Level 2	2	2	Male	1	0	0	0	0	1	0	0
				Female	1	0	0	1	0	0	0	0
Grand Total #		2	2	Male #	1	0	0	0	0	1	0	0
Grand Total %			100.0	Male %	50.0	0.0	0.0	0.0	0.0	50.0	0.0	0.0
				Female #	1	0	0	1	0	0	0	0
				Female%	50.0	0.0	0.0	50.0	0.0	0.0	0.0	0.0

Maricopa County Community College District

Chandler-Gilbert Community College

Snapshot Date: 09/30/2017

Workforce Analysis

Organizational Unit: Student Recruitment

Job Code	JobTitle	Total		Total								
		EMP	MIN	EMP	W	AA	H	A	NA	PI	2+	
4075	Temp Level 2	3	2	Male	1	1	0	0	0	0	0	0
				Female	2	0	0	2	0	0	0	0
Grand Total #		3	2	Male #	1	1	0	0	0	0	0	0
Grand Total %			66.7	Male %	33.3	33.3	0.0	0.0	0.0	0.0	0.0	0.0
				Female #	2	0	0	2	0	0	0	0
				Female%	66.7	0.0	0.0	66.7	0.0	0.0	0.0	0.0

Maricopa County Community College District

Chandler-Gilbert Community College

Workforce Analysis

Snapshot Date: 09/30/2017

Organizational Unit: Student Success

Job Code	JobTitle	Total		Total								
		EMP	MIN	EMP	W	AA	H	A	NA	PI	2+	
4075	Temp Level 2	1	0	Male	1	1	0	0	0	0	0	0
				Female	0	0	0	0	0	0	0	0
Grand Total #		1	0	Male #	1	1	0	0	0	0	0	0
Grand Total %			0.0	Male %	100.0	100.0	0.0	0.0	0.0	0.0	0.0	0.0
				Female #	0	0	0	0	0	0	0	0
				Female%	0.0	0.0	0.0	0.0	0.0	0.0	0.0	0.0

Maricopa County Community College District

Chandler-Gilbert Community College

Snapshot Date: 09/30/2017

Workforce Analysis

Organizational Unit: Student Success Center

Job Code	JobTitle	Total		Total								
		EMP	MIN	EMP	W	AA	H	A	NA	PI	2+	
4075	Temp Level 2	1	0	Male	1	1	0	0	0	0	0	0
				Female	0	0	0	0	0	0	0	0
Grand Total #		1	0	Male #	1	1	0	0	0	0	0	0
Grand Total %			0.0	Male %	100.0	100.0	0.0	0.0	0.0	0.0	0.0	0.0
				Female #	0	0	0	0	0	0	0	0
				Female%	0.0	0.0	0.0	0.0	0.0	0.0	0.0	0.0

**Maricopa County Community College District
Chandler-Gilbert Community College
Workforce Analysis**

Snapshot Date: 09/30/2017

Organizational Unit: Student Success Initiative

Job Code	JobTitle	Total		Total								
		EMP	MIN	EMP	W	AA	H	A	NA	PI	2+	
4075	Temp Level 2	1	0	Male	0	0	0	0	0	0	0	0
				Female	1	1	0	0	0	0	0	0
Grand Total #		1	0	Male #	0	0	0	0	0	0	0	0
Grand Total %			0.0	Male %	0.0	0.0	0.0	0.0	0.0	0.0	0.0	0.0
				Female #	1	1	0	0	0	0	0	0
				Female%	100.0	100.0	0.0	0.0	0.0	0.0	0.0	0.0

Maricopa County Community College District

Chandler-Gilbert Community College

Snapshot Date: 09/30/2017

Workforce Analysis

Organizational Unit: Student Success Programs

Job Code	JobTitle	Total		Total								
		EMP	MIN	EMP	W	AA	H	A	NA	PI	2+	
4075	Temp Level 2	2	1	Male	2	1	1	0	0	0	0	0
				Female	0	0	0	0	0	0	0	
Grand Total #		2	1	Male #	2	1	1	0	0	0	0	
Grand Total %			50.0	Male %	100.0	50.0	50.0	0.0	0.0	0.0	0.0	
				Female #	0	0	0	0	0	0	0	
				Female%	0.0	0.0	0.0	0.0	0.0	0.0	0.0	

Maricopa County Community College District

Chandler-Gilbert Community College

Workforce Analysis

Snapshot Date: 09/30/2017

Organizational Unit: Student Support Services

Job Code	JobTitle	Total		Total								
		EMP	MIN	EMP	W	AA	H	A	NA	PI	2+	
4075	Temp Level 2	4	1	Male	3	2	0	0	1	0	0	0
				Female	1	1	0	0	0	0	0	0
Grand Total #		4	1	Male #	3	2	0	0	1	0	0	0
Grand Total %			25.0	Male %	75.0	50.0	0.0	0.0	25.0	0.0	0.0	0.0
				Female #	1	1	0	0	0	0	0	0
				Female%	25.0	25.0	0.0	0.0	0.0	0.0	0.0	0.0

Maricopa County Community College District

Chandler-Gilbert Community College

Snapshot Date: 09/30/2017

Workforce Analysis

Organizational Unit: Technical Support Services

Job Code	JobTitle	Total		Total								
		EMP	MIN	EMP	W	AA	H	A	NA	PI	2+	
2740	Expeditor Asst Buyer	1	0	Male	0	0	0	0	0	0	0	0
				Female	1	1	0	0	0	0	0	0
415	Mgr Tech Svcs	1	0	Male	1	1	0	0	0	0	0	0
				Female	0	0	0	0	0	0	0	0
495	Dir College Tech	1	0	Male	1	1	0	0	0	0	0	0
				Female	0	0	0	0	0	0	0	0
781	Mgr Tech Support	1	0	Male	1	1	0	0	0	0	0	0
				Female	0	0	0	0	0	0	0	0
966	Mgr Help Desk	1	1	Male	1	0	1	0	0	0	0	0
				Female	0	0	0	0	0	0	0	0
Grand Total #		5	1	Male #	4	3	1	0	0	0	0	0
Grand Total %			20.0	Male %	80.0	60.0	20.0	0.0	0.0	0.0	0.0	0.0
				Female #	1	1	0	0	0	0	0	0
				Female%	20.0	20.0	0.0	0.0	0.0	0.0	0.0	0.0

**Maricopa County Community College District
Chandler-Gilbert Community College
Workforce Analysis**

Snapshot Date: 09/30/2017

Organizational Unit: TSS Desktop Support

Job Code	JobTitle	Total		Total								
		EMP	MIN	EMP	W	AA	H	A	NA	PI	2+	
2300	Audiovisual Maint Tech Photo	1	0	Male	1	1	0	0	0	0	0	0
				Female	0	0	0	0	0	0	0	0
2390	Computer Equipment Lead Tech	1	0	Male	1	1	0	0	0	0	0	0
				Female	0	0	0	0	0	0	0	0
2515	Audiovisual Maint Tech	1	1	Male	1	0	0	1	0	0	0	0
				Female	0	0	0	0	0	0	0	0
2525	Audiovisual Tech	1	1	Male	1	0	1	0	0	0	0	0
				Female	0	0	0	0	0	0	0	0
2535	Computer Maint Tech	1	0	Male	1	1	0	0	0	0	0	0
				Female	0	0	0	0	0	0	0	0
Grand Total #		5	2	Male #	5	3	1	1	0	0	0	0
Grand Total %			40.0	Male %	100.0	60.0	20.0	20.0	0.0	0.0	0.0	0.0
				Female #	0	0	0	0	0	0	0	0
				Female%	0.0	0.0	0.0	0.0	0.0	0.0	0.0	0.0

Maricopa County Community College District

Chandler-Gilbert Community College

Snapshot Date: 09/30/2017

Workforce Analysis

Organizational Unit: TSS Help Desk

Job Code	JobTitle	Total		Total								
		EMP	MIN	EMP	W	AA	H	A	NA	PI	2+	
2515	Audiovisual Maint Tech	1	1	Male	1	0	0	1	0	0	0	0
				Female	0	0	0	0	0	0	0	
Grand Total #		1	1	Male #	1	0	0	1	0	0	0	0
Grand Total %			100.0	Male %	100.0	0.0	0.0	100.0	0.0	0.0	0.0	0.0
				Female #	0	0	0	0	0	0	0	0
				Female%	0.0	0.0	0.0	0.0	0.0	0.0	0.0	0.0

Maricopa County Community College District
Chandler-Gilbert Community College
Workforce Analysis

Snapshot Date: 09/30/2017

Organizational Unit: TSS Systems

Job Code	JobTitle	Total		Total								
		EMP	MIN	EMP	W	AA	H	A	NA	PI	2+	
1121	Systems Application Analyst	1	0	Male	1	1	0	0	0	0	0	0
				Female	0	0	0	0	0	0	0	
1211	Systems Admin II	2	0	Male	2	2	0	0	0	0	0	
				Female	0	0	0	0	0	0	0	
825	Sr Network Admin	1	0	Male	1	1	0	0	0	0	0	
				Female	0	0	0	0	0	0	0	
Grand Total #		4	0	Male #	4	4	0	0	0	0	0	
Grand Total %			0.0	Male %	100.0	100.0	0.0	0.0	0.0	0.0	0.0	
				Female #	0	0	0	0	0	0	0	
				Female%	0.0	0.0	0.0	0.0	0.0	0.0	0.0	

Maricopa County Community College District
Chandler-Gilbert Community College
Workforce Analysis

Snapshot Date: 09/30/2017

Organizational Unit: VP Administrative Services

Job Code	JobTitle	Total		Total								
		EMP	MIN	EMP	W	AA	H	A	NA	PI	2+	
2305	Admin Asst I	1	0	Male	0	0	0	0	0	0	0	0
				Female	1	1	0	0	0	0	0	0
445	Assoc Dean	1	0	Male	0	0	0	0	0	0	0	0
				Female	1	1	0	0	0	0	0	0
465	Dir Coll Facilities Plan Dev	1	0	Male	1	1	0	0	0	0	0	0
				Female	0	0	0	0	0	0	0	0
660	Dir Research Planning Devel	1	1	Male	0	0	0	0	0	0	0	0
				Female	1	0	0	0	1	0	0	0
Grand Total #		4	1	Male #	1	1	0	0	0	0	0	0
Grand Total %			25.0	Male %	25.0	25.0	0.0	0.0	0.0	0.0	0.0	0.0
				Female #	3	2	0	0	1	0	0	0
				Female%	75.0	50.0	0.0	0.0	25.0	0.0	0.0	0.0

Maricopa County Community College District

Chandler-Gilbert Community College

Snapshot Date: 09/30/2017

Workforce Analysis

Organizational Unit: VP of Academic Affairs

Job Code	JobTitle	Total		Total								
		EMP	MIN	EMP	W	AA	H	A	NA	PI	2+	
2550	Curriculum Tech	1	0	Male	0	0	0	0	0	0	0	0
				Female	1	1	0	0	0	0	0	0
2656	Budget Planning Analyst	1	0	Male	0	0	0	0	0	0	0	0
				Female	1	1	0	0	0	0	0	0
403	Dean	1	0	Male	1	1	0	0	0	0	0	0
				Female	0	0	0	0	0	0	0	0
564	Dir Computer Lab Instr Svcs	1	0	Male	0	0	0	0	0	0	0	0
				Female	1	1	0	0	0	0	0	0
6410	Business	1	0	Male	1	1	0	0	0	0	0	0
				Female	0	0	0	0	0	0	0	0
7030	Anthropology	1	0	Male	0	0	0	0	0	0	0	0
				Female	1	1	0	0	0	0	0	0
7090	Biology	1	1	Male	0	0	0	0	0	0	0	0
				Female	1	0	0	1	0	0	0	0
7130	Chemistry	1	0	Male	1	1	0	0	0	0	0	0
				Female	0	0	0	0	0	0	0	0
7290	Education	1	0	Male	1	1	0	0	0	0	0	0
				Female	0	0	0	0	0	0	0	0
7480	Librarian	1	0	Male	0	0	0	0	0	0	0	0
				Female	1	1	0	0	0	0	0	0
7500	Mathematics	1	0	Male	1	1	0	0	0	0	0	0
				Female	0	0	0	0	0	0	0	0
8369	English as a Second Language	1	1	Male	0	0	0	0	0	0	0	0
				Female	1	0	0	1	0	0	0	0
8608	Aviation	1	0	Male	1	1	0	0	0	0	0	0
				Female	0	0	0	0	0	0	0	0

Maricopa County Community College District

Chandler-Gilbert Community College

Snapshot Date: 09/30/2017

Workforce Analysis

Organizational Unit: VP of Academic Affairs

Job Code	JobTitle	Total		Total									
		EMP	MIN	EMP	W	AA	H	A	NA	PI	2+		
8890	Health Education	1	0	Male	1	1	0	0	0	0	0	0	0
				Female	0	0	0	0	0	0	0	0	0
Grand Total #		14	2	Male #	7	7	0	0	0	0	0	0	0
Grand Total %			14.3	Male %	50.0	50.0	0.0	0.0	0.0	0.0	0.0	0.0	0.0
				Female #	7	5	0	2	0	0	0	0	0
				Female%	50.0	35.7	0.0	14.3	0.0	0.0	0.0	0.0	0.0

**Maricopa County Community College District
Chandler-Gilbert Community College
Workforce Analysis**

Snapshot Date: 09/30/2017

Organizational Unit: VP of Student Affairs

Job Code	JobTitle	Total		Total								
		EMP	MIN	EMP	W	AA	H	A	NA	PI	2+	
230	Dir College Student Educ Svcs	1	0	Male	0	0	0	0	0	0	0	0
				Female	1	1	0	0	0	0	0	0
731	Dir Athletics	1	0	Male	1	1	0	0	0	0	0	0
				Female	0	0	0	0	0	0	0	0
785	Dir Student Life Leadership	1	1	Male	1	0	1	0	0	0	0	0
				Female	0	0	0	0	0	0	0	0
9668	Dir Intl Educ Prog	1	1	Male	0	0	0	0	0	0	0	0
				Female	1	0	0	1	0	0	0	0
Grand Total #		4	2	Male #	2	1	1	0	0	0	0	0
Grand Total %			50.0	Male %	50.0	25.0	25.0	0.0	0.0	0.0	0.0	0.0
				Female #	2	1	0	1	0	0	0	0
				Female%	50.0	25.0	0.0	25.0	0.0	0.0	0.0	0.0

Maricopa County Community College District

Chandler-Gilbert Community College

Snapshot Date: 09/30/2017

Workforce Analysis

Organizational Unit: WC Student Services

Job Code	JobTitle	Total		Total								
		EMP	MIN	EMP	W	AA	H	A	NA	PI	2+	
3505	PBX Operator	1	0	Male	0	0	0	0	0	0	0	0
				Female	1	1	0	0	0	0	0	0
Grand Total #		1	0	Male #	0	0	0	0	0	0	0	0
Grand Total %			0.0	Male %	0.0	0.0	0.0	0.0	0.0	0.0	0.0	0.0
				Female #	1	1	0	0	0	0	0	0
				Female%	100.0	100.0	0.0	0.0	0.0	0.0	0.0	0.0

Maricopa County Community College District

District

Snapshot Date: 09/30/2017

Workforce Analysis

Organizational Unit: Academic Advisement

Job Code	JobTitle	Total		Total								
		EMP	MIN	EMP	W	AA	H	A	NA	PI	2+	
1457	Student Svcs Spec	1	1	Male	0	0	0	0	0	0	0	0
				Female	1	0	0	1	0	0	0	0
		Grand Total #	1	Male #	0	0	0	0	0	0	0	0
		Grand Total %	100.0	Male %	0.0	0.0	0.0	0.0	0.0	0.0	0.0	0.0
				Female #	1	0	0	1	0	0	0	0
				Female%	100.0	0.0	0.0	100.0	0.0	0.0	0.0	0.0

Maricopa County Community College District

District

Snapshot Date: 09/30/2017

Workforce Analysis

Organizational Unit: Academic and Student Systems

Job Code	JobTitle	Total		Total								
		EMP	MIN	EMP	W	AA	H	A	NA	PI	2+	
1010	Project Coord	5	4	Male	1	1	0	0	0	0	0	0
				Female	4	0	1	1	1	1	0	
2505	Admissions Records Cntrl Tech	1	1	Male	0	0	0	0	0	0	0	0
				Female	1	0	0	1	0	0	0	0
5999	Base Record Exempt	1	0	Male	1	1	0	0	0	0	0	0
				Female	0	0	0	0	0	0	0	0
Grand Total #		7	5	Male #	2	2	0	0	0	0	0	0
Grand Total %			71.4	Male %	28.6	28.6	0.0	0.0	0.0	0.0	0.0	0.0
				Female #	5	0	1	2	1	1	0	0
				Female%	71.4	0.0	14.3	28.6	14.3	14.3	0.0	0.0

Maricopa County Community College District

District

Snapshot Date: 09/30/2017

Workforce Analysis

Organizational Unit: Academic Technical Services

Job Code	JobTitle	Total		Total								
		EMP	MIN	EMP	W	AA	H	A	NA	PI	2+	
1211	Systems Admin II	5	0	Male	1	1	0	0	0	0	0	0
				Female	4	4	0	0	0	0	0	0
5999	Base Record Exempt	1	0	Male	1	1	0	0	0	0	0	0
				Female	0	0	0	0	0	0	0	0
Grand Total #		6	0	Male #	2	2	0	0	0	0	0	0
Grand Total %			0.0	Male %	33.3	33.3	0.0	0.0	0.0	0.0	0.0	0.0
				Female #	4	4	0	0	0	0	0	0
				Female%	66.7	66.7	0.0	0.0	0.0	0.0	0.0	0.0

Maricopa County Community College District

District

Snapshot Date: 09/30/2017

Workforce Analysis

Organizational Unit: Accounts Payable

Job Code	JobTitle	Total		Total									
		EMP	MIN	EMP	W	AA	H	A	NA	PI	2+		
2325	Fiscal Tech II	6	2	Male	2	2	0	0	0	0	0	0	0
				Female	4	2	1	0	0	1	0	0	
2705	Accounting Asst	6	2	Male	0	0	0	0	0	0	0	0	0
				Female	6	4	1	1	0	0	0	0	
3106	Accounting Tech II	1	0	Male	0	0	0	0	0	0	0	0	0
				Female	1	1	0	0	0	0	0	0	
5999	Base Record Exempt	1	0	Male	1	1	0	0	0	0	0	0	0
				Female	0	0	0	0	0	0	0	0	
Grand Total #		14	4	Male #	3	3	0	0	0	0	0	0	
Grand Total %			28.6	Male %	21.4	21.4	0.0	0.0	0.0	0.0	0.0	0.0	
				Female #	11	7	2	1	0	1	0	0	
				Female%	78.6	50.0	14.3	7.1	0.0	7.1	0.0	0.0	

Maricopa County Community College District

District

Snapshot Date: 09/30/2017

Workforce Analysis

Organizational Unit: Admin Support - Office of VCIT

Job Code	JobTitle	Total		Total								
		EMP	MIN	EMP	W	AA	H	A	NA	PI	2+	
2335	Office Coord III	2	2	Male	0	0	0	0	0	0	0	0
				Female	2	0	1	1	0	0	0	0
5999	Base Record Exempt	1	0	Male	0	0	0	0	0	0	0	0
				Female	1	1	0	0	0	0	0	0
Grand Total #		3	2	Male #	0	0	0	0	0	0	0	0
Grand Total %			66.7	Male %	0.0	0.0	0.0	0.0	0.0	0.0	0.0	0.0
				Female #	3	1	1	1	0	0	0	0
				Female%	100.0	33.3	33.3	33.3	0.0	0.0	0.0	0.0

Maricopa County Community College District

District

Snapshot Date: 09/30/2017

Workforce Analysis

Organizational Unit: Administration of Justice

Job Code	JobTitle	Total		Total								
		EMP	MIN	EMP	W	AA	H	A	NA	PI	2+	
2730	Admin Secretary III	1	1	Male	0	0	0	0	0	0	0	0
				Female	1	0	1	0	0	0	0	0
Grand Total #		1	1	Male #	0	0	0	0	0	0	0	0
Grand Total %			100.0	Male %	0.0	0.0	0.0	0.0	0.0	0.0	0.0	0.0
				Female #	1	0	1	0	0	0	0	0
				Female%	100.0	0.0	100.0	0.0	0.0	0.0	0.0	0.0

Maricopa County Community College District

District

Snapshot Date: 09/30/2017

Workforce Analysis

Organizational Unit: Administrative Operations

Job Code	JobTitle	Total		Total								
		EMP	MIN	EMP	W	AA	H	A	NA	PI	2+	
1458	Coord Student Svcs	1	1	Male	0	0	0	0	0	0	0	0
				Female	1	0	1	0	0	0	0	0
Grand Total #		1	1	Male #	0	0	0	0	0	0	0	0
Grand Total %			100.0	Male %	0.0	0.0	0.0	0.0	0.0	0.0	0.0	0.0
				Female #	1	0	1	0	0	0	0	0
				Female%	100.0	0.0	100.0	0.0	0.0	0.0	0.0	0.0

Maricopa County Community College District

District

Snapshot Date: 09/30/2017

Workforce Analysis

Organizational Unit: Admissions & Records

Job Code	JobTitle	Total		Total								
		EMP	MIN	EMP	W	AA	H	A	NA	PI	2+	
2335	Office Coord III	1	1	Male	0	0	0	0	0	0	0	0
				Female	1	0	0	1	0	0	0	0
850	Business Systems Analyst	4	0	Male	2	2	0	0	0	0	0	
				Female	2	2	0	0	0	0	0	
Grand Total #		5	1	Male #	2	2	0	0	0	0	0	
Grand Total %			20.0	Male %	40.0	40.0	0.0	0.0	0.0	0.0	0.0	
				Female #	3	2	0	1	0	0	0	
				Female%	60.0	40.0	0.0	20.0	0.0	0.0	0.0	

Maricopa County Community College District

District

Snapshot Date: 09/30/2017

Workforce Analysis

Organizational Unit: American Indian Outreach Prog

Job Code	JobTitle	Total		Total									
		EMP	MIN	EMP	W	AA	H	A	NA	PI	2+		
1457	Student Svcs Spec	1	1	Male	1	0	0	0	0	0	1	0	0
				Female	0	0	0	0	0	0	0	0	0
5999	Base Record Exempt	1	0	Male	0	0	0	0	0	0	0	0	0
				Female	1	1	0	0	0	0	0	0	0
Grand Total #		2	1	Male #	1	0	0	0	0	0	1	0	0
Grand Total %			50.0	Male %	50.0	0.0	0.0	0.0	0.0	0.0	50.0	0.0	0.0
				Female #	1	1	0	0	0	0	0	0	0
				Female%	50.0	50.0	0.0	0.0	0.0	0.0	0.0	0.0	0.0

Maricopa County Community College District

District

Snapshot Date: 09/30/2017

Workforce Analysis

Organizational Unit: App Design Code Development

Job Code	JobTitle	Total		Total								
		EMP	MIN	EMP	W	AA	H	A	NA	PI	2+	
2631	Enterprise Applic Designer	4	1	Male	2	2	0	0	0	0	0	0
				Female	2	1	0	0	1	0	0	0
2632	Enterprise Application Admin	1	0	Male	1	1	0	0	0	0	0	0
				Female	0	0	0	0	0	0	0	0
2633	Enterprise Systems Admin	2	0	Male	1	1	0	0	0	0	0	0
				Female	1	1	0	0	0	0	0	0
5999	Base Record Exempt	1	1	Male	1	0	0	0	1	0	0	0
				Female	0	0	0	0	0	0	0	0
765	Asst Programming Mgr	1	0	Male	1	1	0	0	0	0	0	0
				Female	0	0	0	0	0	0	0	0
Grand Total #		9	2	Male #	6	5	0	0	1	0	0	0
Grand Total %			22.2	Male %	66.7	55.6	0.0	0.0	11.1	0.0	0.0	0.0
				Female #	3	2	0	0	1	0	0	0
				Female%	33.3	22.2	0.0	0.0	11.1	0.0	0.0	0.0

Maricopa County Community College District

District

Snapshot Date: 09/30/2017

Workforce Analysis

Organizational Unit: App Design CRM

Job Code	JobTitle	Total		Total								
		EMP	MIN	EMP	W	AA	H	A	NA	PI	2+	
5999	Base Record Exempt	1	0	Male	0	0	0	0	0	0	0	0
				Female	1	1	0	0	0	0	0	0
Grand Total #		1	0	Male #	0	0	0	0	0	0	0	0
Grand Total %			0.0	Male %	0.0	0.0	0.0	0.0	0.0	0.0	0.0	0.0
				Female #	1	1	0	0	0	0	0	0
				Female%	100.0	100.0	0.0	0.0	0.0	0.0	0.0	0.0

Maricopa County Community College District

District

Snapshot Date: 09/30/2017

Workforce Analysis

Organizational Unit: App Design HCM CFS FMS

Job Code	JobTitle	Total		Total								
		EMP	MIN	EMP	W	AA	H	A	NA	PI	2+	
5999	Base Record Exempt	1	0	Male	1	1	0	0	0	0	0	0
				Female	0	0	0	0	0	0	0	0
980	Programmer Analyst III	6	3	Male	4	3	0	0	1	0	0	0
				Female	2	0	0	0	2	0	0	0
Grand Total #		7	3	Male #	5	4	0	0	1	0	0	0
Grand Total %			42.9	Male %	71.4	57.1	0.0	0.0	14.3	0.0	0.0	0.0
				Female #	2	0	0	0	2	0	0	0
				Female%	28.6	0.0	0.0	0.0	28.6	0.0	0.0	0.0

Maricopa County Community College District

District

Snapshot Date: 09/30/2017

Workforce Analysis

Organizational Unit: App Design Website

Job Code	JobTitle	Total		Total								
		EMP	MIN	EMP	W	AA	H	A	NA	PI	2+	
1210	Programmer Analyst II	3	2	Male	1	1	0	0	0	0	0	0
				Female	2	0	0	1	1	0	0	
5999	Base Record Exempt	1	0	Male	0	0	0	0	0	0	0	0
				Female	1	1	0	0	0	0	0	
980	Programmer Analyst III	2	1	Male	2	1	0	0	0	1	0	0
				Female	0	0	0	0	0	0	0	
Grand Total #		6	3	Male #	3	2	0	0	0	1	0	0
Grand Total %			50.0	Male %	50.0	33.3	0.0	0.0	0.0	16.7	0.0	0.0
				Female #	3	1	0	1	1	0	0	0
				Female%	50.0	16.7	0.0	16.7	16.7	0.0	0.0	0.0

Maricopa County Community College District

District

Snapshot Date: 09/30/2017

Workforce Analysis

Organizational Unit: Application Design BI-Sharepoi

Job Code	JobTitle	Total		Total								
		EMP	MIN	EMP	W	AA	H	A	NA	PI	2+	
1210	Programmer Analyst II	2	0	Male	1	1	0	0	0	0	0	0
				Female	1	1	0	0	0	0	0	0
5999	Base Record Exempt	1	0	Male	0	0	0	0	0	0	0	0
				Female	1	1	0	0	0	0	0	0
Grand Total #		3	0	Male #	1	1	0	0	0	0	0	0
Grand Total %			0.0	Male %	33.3	33.3	0.0	0.0	0.0	0.0	0.0	0.0
				Female #	2	2	0	0	0	0	0	0
				Female%	66.7	66.7	0.0	0.0	0.0	0.0	0.0	0.0

Maricopa County Community College District

District

Snapshot Date: 09/30/2017

Workforce Analysis

Organizational Unit: Associate Controller B

Job Code	JobTitle	Total		Total								
		EMP	MIN	EMP	W	AA	H	A	NA	PI	2+	
137	Sr Accountant	3	1	Male	1	1	0	0	0	0	0	0
				Female	2	1	0	1	0	0	0	
5999	Base Record Exempt	1	0	Male	1	1	0	0	0	0	0	
				Female	0	0	0	0	0	0		
Grand Total #		4	1	Male #	2	2	0	0	0	0	0	
Grand Total %			25.0	Male %	50.0	50.0	0.0	0.0	0.0	0.0	0.0	
				Female #	2	1	0	1	0	0	0	
				Female%	50.0	25.0	0.0	25.0	0.0	0.0	0.0	

Maricopa County Community College District

District

Snapshot Date: 09/30/2017

Workforce Analysis

Organizational Unit: Associate Controller T

Job Code	JobTitle	Total		Total								
		EMP	MIN	EMP	W	AA	H	A	NA	PI	2+	
137	Sr Accountant	2	1	Male	1	0	0	1	0	0	0	0
				Female	1	1	0	0	0	0	0	
5999	Base Record Exempt	1	0	Male	1	1	0	0	0	0	0	0
				Female	0	0	0	0	0	0	0	0
Grand Total #		3	1	Male #	2	1	0	1	0	0	0	0
Grand Total %			33.3	Male %	66.7	33.3	0.0	33.3	0.0	0.0	0.0	0.0
				Female #	1	1	0	0	0	0	0	0
				Female%	33.3	33.3	0.0	0.0	0.0	0.0	0.0	0.0

Maricopa County Community College District

District

Snapshot Date: 09/30/2017

Workforce Analysis

Organizational Unit: Auxiliary Services

Job Code	JobTitle	Total		Total								
		EMP	MIN	EMP	W	AA	H	A	NA	PI	2+	
158	Coord Ground Maint	1	0	Male	1	1	0	0	0	0	0	0
				Female	0	0	0	0	0	0	0	0
2625	Property Cntrl Tech	1	1	Male	1	0	0	1	0	0	0	0
				Female	0	0	0	0	0	0	0	0
2835	Operational Svcs Asst	1	0	Male	1	1	0	0	0	0	0	0
				Female	0	0	0	0	0	0	0	0
3505	PBX Operator	1	1	Male	0	0	0	0	0	0	0	0
				Female	1	0	0	1	0	0	0	0
4840	Building Maint Tech	3	2	Male	3	1	0	1	0	1	0	0
				Female	0	0	0	0	0	0	0	0
5999	Base Record Exempt	1	0	Male	0	0	0	0	0	0	0	0
				Female	1	1	0	0	0	0	0	0
Grand Total #		8	4	Male #	6	3	0	2	0	1	0	0
Grand Total %			50.0	Male %	75.0	37.5	0.0	25.0	0.0	12.5	0.0	0.0
				Female #	2	1	0	1	0	0	0	0
				Female%	25.0	12.5	0.0	12.5	0.0	0.0	0.0	0.0

Maricopa County Community College District

District

Snapshot Date: 09/30/2017

Workforce Analysis

Organizational Unit: Auxiliary Services Operationa

Job Code	JobTitle	Total		Total								
		EMP	MIN	EMP	W	AA	H	A	NA	PI	2+	
1287	Coord Media Rel Publications	1	0	Male	0	0	0	0	0	0	0	0
				Female	1	1	0	0	0	0	0	0
Grand Total #		1	0	Male #	0	0	0	0	0	0	0	0
Grand Total %			0.0	Male %	0.0	0.0	0.0	0.0	0.0	0.0	0.0	0.0
				Female #	1	1	0	0	0	0	0	0
				Female%	100.0	100.0	0.0	0.0	0.0	0.0	0.0	0.0

Maricopa County Community College District

District

Snapshot Date: 09/30/2017

Workforce Analysis

Organizational Unit: Benefits

Job Code	JobTitle	Total		Total								
		EMP	MIN	EMP	W	AA	H	A	NA	PI	2+	
1210	Programmer Analyst II	1	1	Male	0	0	0	0	0	0	0	0
				Female	1	0	1	0	0	0	0	0
1325	Coord Human Resources Svcs	1	1	Male	0	0	0	0	0	0	0	0
				Female	1	0	0	1	0	0	0	0
2580	Human Resources Analyst	3	2	Male	0	0	0	0	0	0	0	0
				Female	3	1	1	1	0	0	0	0
2581	Sr Human Resources Analyst	2	2	Male	0	0	0	0	0	0	0	0
				Female	2	0	0	2	0	0	0	0
5999	Base Record Exempt	1	0	Male	0	0	0	0	0	0	0	0
				Female	1	1	0	0	0	0	0	0
7780	Retirement Analyst	1	0	Male	1	1	0	0	0	0	0	0
				Female	0	0	0	0	0	0	0	0
Grand Total #		9	6	Male #	1	1	0	0	0	0	0	0
Grand Total %			66.7	Male %	11.1	11.1	0.0	0.0	0.0	0.0	0.0	0.0
				Female #	8	2	2	4	0	0	0	0
				Female%	88.9	22.2	22.2	44.4	0.0	0.0	0.0	0.0

Maricopa County Community College District

District

Snapshot Date: 09/30/2017

Workforce Analysis

Organizational Unit: Buckeye Educational Cntr-Inst

Job Code	JobTitle	Total		Total								
		EMP	MIN	EMP	W	AA	H	A	NA	PI	2+	
4204	Adjunct Faculty Day	2	1	Male	0	0	0	0	0	0	0	0
				Female	2	1	0	1	0	0	0	0
4205	Adjunct Faculty Evening	1	0	Male	1	1	0	0	0	0	0	
				Female	0	0	0	0	0	0	0	
Grand Total #		3	1	Male #	1	1	0	0	0	0	0	
Grand Total %			33.3	Male %	33.3	33.3	0.0	0.0	0.0	0.0	0.0	
				Female #	2	1	0	1	0	0	0	
				Female%	66.7	33.3	0.0	33.3	0.0	0.0	0.0	

Maricopa County Community College District

District

Snapshot Date: 09/30/2017

Workforce Analysis

Organizational Unit: Bursar

Job Code	JobTitle	Total		Total								
		EMP	MIN	EMP	W	AA	H	A	NA	PI	2+	
2950	Fiscal Tech I	1	0	Male	1	1	0	0	0	0	0	0
				Female	0	0	0	0	0	0	0	0
Grand Total #		1	0	Male #	1	1	0	0	0	0	0	
Grand Total %			0.0	Male %	100.0	100.0	0.0	0.0	0.0	0.0	0.0	
				Female #	0	0	0	0	0	0	0	
				Female%	0.0	0.0	0.0	0.0	0.0	0.0	0.0	

Maricopa County Community College District

District

Snapshot Date: 09/30/2017

Workforce Analysis

Organizational Unit: Business

Job Code	JobTitle	Total		Total								
		EMP	MIN	EMP	W	AA	H	A	NA	PI	2+	
1375	Programmer Analyst I	1	1	Male	0	0	0	0	0	0	0	0
				Female	1	0	1	0	0	0	0	0
2590	Program Advisor	1	0	Male	0	0	0	0	0	0	0	0
				Female	1	1	0	0	0	0	0	0
2628	Sr Database Admin	1	0	Male	1	1	0	0	0	0	0	0
				Female	0	0	0	0	0	0	0	0
905	Coord Marketing Pr	3	0	Male	0	0	0	0	0	0	0	0
				Female	3	3	0	0	0	0	0	0
Grand Total #		6	1	Male #	1	1	0	0	0	0	0	0
Grand Total %			16.7	Male %	16.7	16.7	0.0	0.0	0.0	0.0	0.0	0.0
				Female #	5	4	1	0	0	0	0	0
				Female%	83.3	66.7	16.7	0.0	0.0	0.0	0.0	0.0

Maricopa County Community College District

District

Snapshot Date: 09/30/2017

Workforce Analysis

Organizational Unit: Business & Computing Studies

Job Code	JobTitle	Total		Total								
		EMP	MIN	EMP	W	AA	H	A	NA	PI	2+	
472	Coord Strategic Systems	6	2	Male	5	4	0	0	1	0	0	0
				Female	1	0	0	0	1	0	0	0
Grand Total #		6	2	Male #	5	4	0	0	1	0	0	0
Grand Total %			33.3	Male %	83.3	66.7	0.0	0.0	16.7	0.0	0.0	0.0
				Female #	1	0	0	0	1	0	0	0
				Female%	16.7	0.0	0.0	0.0	16.7	0.0	0.0	0.0

Maricopa County Community College District

District

Snapshot Date: 09/30/2017

Workforce Analysis

Organizational Unit: Business & IT Division

Job Code	JobTitle	Total		Total								
		EMP	MIN	EMP	W	AA	H	A	NA	PI	2+	
9032	Small Business Analyst	3	0	Male	1	1	0	0	0	0	0	0
				Female	2	2	0	0	0	0	0	0
Grand Total #		3	0	Male #	1	1	0	0	0	0	0	0
Grand Total %			0.0	Male %	33.3	33.3	0.0	0.0	0.0	0.0	0.0	0.0
				Female #	2	2	0	0	0	0	0	0
				Female%	66.7	66.7	0.0	0.0	0.0	0.0	0.0	0.0

Maricopa County Community College District

District

Snapshot Date: 09/30/2017

Workforce Analysis

Organizational Unit: Business Services/College Safe

Job Code	JobTitle	Total		Total								
		EMP	MIN	EMP	W	AA	H	A	NA	PI	2+	
1006	Public Safety Commander	1	0	Male	1	1	0	0	0	0	0	0
				Female	0	0	0	0	0	0	0	0
182	Dist Public Safety Dep Chief	1	0	Male	1	1	0	0	0	0	0	0
				Female	0	0	0	0	0	0	0	0
5999	Base Record Exempt	1	0	Male	0	0	0	0	0	0	0	0
				Female	1	1	0	0	0	0	0	0
Grand Total #		3	0	Male #	2	2	0	0	0	0	0	0
Grand Total %			0.0	Male %	66.7	66.7	0.0	0.0	0.0	0.0	0.0	0.0
				Female #	1	1	0	0	0	0	0	0
				Female%	33.3	33.3	0.0	0.0	0.0	0.0	0.0	0.0

Maricopa County Community College District

District

Snapshot Date: 09/30/2017

Workforce Analysis

Organizational Unit: Capital Asset Accounting

Job Code	JobTitle	Total		Total									
		EMP	MIN	EMP	W	AA	H	A	NA	PI	2+		
2821	Property Cntrl Asst	1	0	Male	1	1	0	0	0	0	0	0	0
				Female	0	0	0	0	0	0	0	0	0
5999	Base Record Exempt	1	0	Male	1	1	0	0	0	0	0	0	0
				Female	0	0	0	0	0	0	0	0	0
Grand Total #		2	0	Male #	2	2	0	0	0	0	0	0	
Grand Total %			0.0	Male %	100.0	100.0	0.0	0.0	0.0	0.0	0.0	0.0	
				Female #	0	0	0	0	0	0	0	0	
				Female%	0.0	0.0	0.0	0.0	0.0	0.0	0.0	0.0	

Maricopa County Community College District

District

Snapshot Date: 09/30/2017

Workforce Analysis

Organizational Unit: Career & Edu Planning Services

Job Code	JobTitle	Total		Total								
		EMP	MIN	EMP	W	AA	H	A	NA	PI	2+	
886	Coord Enrollment Svcs	1	0	Male	1	1	0	0	0	0	0	0
				Female	0	0	0	0	0	0	0	0
Grand Total #		1	0	Male #	1	1	0	0	0	0	0	
Grand Total %			0.0	Male %	100.0	100.0	0.0	0.0	0.0	0.0	0.0	
				Female #	0	0	0	0	0	0	0	
				Female%	0.0	0.0	0.0	0.0	0.0	0.0	0.0	

Maricopa County Community College District

District

Snapshot Date: 09/30/2017

Workforce Analysis

Organizational Unit: Cashier's Office

Job Code	JobTitle	Total		Total								
		EMP	MIN	EMP	W	AA	H	A	NA	PI	2+	
2705	Accounting Asst	1	0	Male	0	0	0	0	0	0	0	0
				Female	1	1	0	0	0	0	0	0
Grand Total #		1	0	Male #	0	0	0	0	0	0	0	0
Grand Total %			0.0	Male %	0.0	0.0	0.0	0.0	0.0	0.0	0.0	0.0
				Female #	1	1	0	0	0	0	0	0
				Female%	100.0	100.0	0.0	0.0	0.0	0.0	0.0	0.0

Maricopa County Community College District

District

Snapshot Date: 09/30/2017

Workforce Analysis

Organizational Unit: Center for HR Innov Strat Plan

Job Code	JobTitle	Total		Total								
		EMP	MIN	EMP	W	AA	H	A	NA	PI	2+	
1245	Sr Coord Strategic Systems	1	0	Male	1	1	0	0	0	0	0	0
				Female	0	0	0	0	0	0	0	0
2305	Admin Asst I	3	0	Male	0	0	0	0	0	0	0	0
				Female	3	3	0	0	0	0	0	0
5999	Base Record Exempt	1	1	Male	1	0	0	0	0	1	0	0
				Female	0	0	0	0	0	0	0	0
Grand Total #		5	1	Male #	2	1	0	0	0	1	0	0
Grand Total %			20.0	Male %	40.0	20.0	0.0	0.0	0.0	20.0	0.0	0.0
				Female #	3	3	0	0	0	0	0	0
				Female%	60.0	60.0	0.0	0.0	0.0	0.0	0.0	0.0

Maricopa County Community College District

District

Snapshot Date: 09/30/2017

Workforce Analysis

Organizational Unit: Center For Learning & Instr

Job Code	JobTitle	Total		Total								
		EMP	MIN	EMP	W	AA	H	A	NA	PI	2+	
1010	Project Coord	1	0	Male	0	0	0	0	0	0	0	0
				Female	1	1	0	0	0	0	0	0
1305	Admin Asst II	1	0	Male	0	0	0	0	0	0	0	0
				Female	1	1	0	0	0	0	0	0
5999	Base Record Exempt	1	0	Male	0	0	0	0	0	0	0	0
				Female	1	1	0	0	0	0	0	0
Grand Total #		3	0	Male #	0	0	0	0	0	0	0	0
Grand Total %			0.0	Male %	0.0	0.0	0.0	0.0	0.0	0.0	0.0	0.0
				Female #	3	3	0	0	0	0	0	0
				Female%	100.0	100.0	0.0	0.0	0.0	0.0	0.0	0.0

Maricopa County Community College District

District

Snapshot Date: 09/30/2017

Workforce Analysis

Organizational Unit: Center for Mediation

Job Code	JobTitle	Total		Total									
		EMP	MIN	EMP	W	AA	H	A	NA	PI	2+		
248	Gov Relations Coord	1	0	Male	0	0	0	0	0	0	0	0	0
				Female	1	1	0	0	0	0	0	0	0
249	Mediator Senior	1	0	Male	0	0	0	0	0	0	0	0	0
				Female	1	1	0	0	0	0	0	0	0
5999	Base Record Exempt	1	0	Male	0	0	0	0	0	0	0	0	0
				Female	1	1	0	0	0	0	0	0	0
Grand Total #		3	0	Male #	0	0	0	0	0	0	0	0	0
Grand Total %			0.0	Male %	0.0	0.0	0.0	0.0	0.0	0.0	0.0	0.0	0.0
				Female #	3	3	0	0	0	0	0	0	0
				Female%	100.0	100.0	0.0	0.0	0.0	0.0	0.0	0.0	0.0

Maricopa County Community College District

District

Snapshot Date: 09/30/2017

Workforce Analysis

Organizational Unit: Center For Workforce Dev

Job Code	JobTitle	Total		Total								
		EMP	MIN	EMP	W	AA	H	A	NA	PI	2+	
1116	VP Proj Dir	1	0	Male	0	0	0	0	0	0	0	0
				Female	1	1	0	0	0	0	0	0
1170	Institutional Research Analyst	1	0	Male	1	1	0	0	0	0	0	0
				Female	0	0	0	0	0	0	0	0
149	Dir Community Partnership Prog	1	0	Male	0	0	0	0	0	0	0	0
				Female	1	1	0	0	0	0	0	0
5999	Base Record Exempt	1	0	Male	1	1	0	0	0	0	0	0
				Female	0	0	0	0	0	0	0	0
Grand Total #		4	0	Male #	2	2	0	0	0	0	0	0
Grand Total %			0.0	Male %	50.0	50.0	0.0	0.0	0.0	0.0	0.0	0.0
				Female #	2	2	0	0	0	0	0	0
				Female%	50.0	50.0	0.0	0.0	0.0	0.0	0.0	0.0

Maricopa County Community College District

District

Snapshot Date: 09/30/2017

Workforce Analysis

Organizational Unit: CHRISP Project

Job Code	JobTitle	Total		Total								
		EMP	MIN	EMP	W	AA	H	A	NA	PI	2+	
5999	Base Record Exempt	1	0	Male	1	1	0	0	0	0	0	0
				Female	0	0	0	0	0	0	0	0
Grand Total #		1	0	Male #	1	1	0	0	0	0	0	
Grand Total %			0.0	Male %	100.0	100.0	0.0	0.0	0.0	0.0	0.0	
				Female #	0	0	0	0	0	0	0	
				Female%	0.0	0.0	0.0	0.0	0.0	0.0	0.0	

Maricopa County Community College District

District

Snapshot Date: 09/30/2017

Workforce Analysis

Organizational Unit: Classified Staff Officers

Job Code	JobTitle	Total		Total								
		EMP	MIN	EMP	W	AA	H	A	NA	PI	2+	
5999	Base Record Exempt	1	0	Male	0	0	0	0	0	0	0	0
				Female	1	1	0	0	0	0	0	0
Grand Total #		1	0	Male #	0	0	0	0	0	0	0	0
Grand Total %			0.0	Male %	0.0	0.0	0.0	0.0	0.0	0.0	0.0	0.0
				Female #	1	1	0	0	0	0	0	0
				Female%	100.0	100.0	0.0	0.0	0.0	0.0	0.0	0.0

Maricopa County Community College District

District

Snapshot Date: 09/30/2017

Workforce Analysis

Organizational Unit: College Business Services

Job Code	JobTitle	Total		Total								
		EMP	MIN	EMP	W	AA	H	A	NA	PI	2+	
134	Budget Analyst I	1	0	Male	1	1	0	0	0	0	0	0
				Female	0	0	0	0	0	0	0	0
Grand Total #		1	0	Male #	1	1	0	0	0	0	0	0
Grand Total %			0.0	Male %	100.0	100.0	0.0	0.0	0.0	0.0	0.0	0.0
				Female #	0	0	0	0	0	0	0	0
				Female%	0.0	0.0	0.0	0.0	0.0	0.0	0.0	0.0

Maricopa County Community College District

District

Snapshot Date: 09/30/2017

Workforce Analysis

Organizational Unit: College HR - Strategic Staffin

Job Code	JobTitle	Total		Total								
		EMP	MIN	EMP	W	AA	H	A	NA	PI	2+	
2956	Human Resources Asst III	1	0	Male	0	0	0	0	0	0	0	0
				Female	1	1	0	0	0	0	0	0
Grand Total #		1	0	Male #	0	0	0	0	0	0	0	0
Grand Total %			0.0	Male %	0.0	0.0	0.0	0.0	0.0	0.0	0.0	0.0
				Female #	1	1	0	0	0	0	0	0
				Female%	100.0	100.0	0.0	0.0	0.0	0.0	0.0	0.0

Maricopa County Community College District

District

Snapshot Date: 09/30/2017

Workforce Analysis

Organizational Unit: Comm Dev Support

Job Code	JobTitle	Total		Total								
		EMP	MIN	EMP	W	AA	H	A	NA	PI	2+	
2305	Admin Asst I	1	1	Male	1	0	1	0	0	0	0	0
				Female	0	0	0	0	0	0	0	
Grand Total #		1	1	Male #	1	0	1	0	0	0	0	0
Grand Total %			100.0	Male %	100.0	0.0	100.0	0.0	0.0	0.0	0.0	0.0
				Female #	0	0	0	0	0	0	0	0
				Female%	0.0	0.0	0.0	0.0	0.0	0.0	0.0	0.0

Maricopa County Community College District

District

Snapshot Date: 09/30/2017

Workforce Analysis

Organizational Unit: Community Development Sites

Job Code	JobTitle	Total		Total									
		EMP	MIN	EMP	W	AA	H	A	NA	PI	2+		
4078	Temp MAT Equiv Grade 14	11	2	Male	6	4	0	2	0	0	0	0	0
				Female	5	5	0	0	0	0	0	0	0
4079	Temp MAT Equiv Grade 15	4	2	Male	0	0	0	0	0	0	0	0	0
				Female	4	2	0	2	0	0	0	0	0
Grand Total #		15	4	Male #	6	4	0	2	0	0	0	0	0
Grand Total %			26.7	Male %	40.0	26.7	0.0	13.3	0.0	0.0	0.0	0.0	0.0
				Female #	9	7	0	2	0	0	0	0	0
				Female%	60.0	46.7	0.0	13.3	0.0	0.0	0.0	0.0	0.0

Maricopa County Community College District

District

Snapshot Date: 09/30/2017

Workforce Analysis

Organizational Unit: Comp Creative Writing and Lit

Job Code	JobTitle	Total		Total								
		EMP	MIN	EMP	W	AA	H	A	NA	PI	2+	
4076	Temp Level 3	26	15	Male	8	3	2	2	0	1	0	0
				Female	18	8	4	6	0	0	0	0
4367	Temp Level 4	7	1	Male	3	2	0	1	0	0	0	0
				Female	4	4	0	0	0	0	0	0
Grand Total #		33	16	Male #	11	5	2	3	0	1	0	0
Grand Total %			48.5	Male %	33.3	15.2	6.1	9.1	0.0	3.0	0.0	0.0
				Female #	22	12	4	6	0	0	0	0
				Female%	66.7	36.4	12.1	18.2	0.0	0.0	0.0	0.0

Maricopa County Community College District

District

Snapshot Date: 09/30/2017

Workforce Analysis

Organizational Unit: Compensation

Job Code	JobTitle	Total		Total									
		EMP	MIN	EMP	W	AA	H	A	NA	PI	2+		
1326	Coord District HR Svcs	1	0	Male	0	0	0	0	0	0	0	0	0
				Female	1	1	0	0	0	0	0	0	
2581	Sr Human Resources Analyst	1	1	Male	0	0	0	0	0	0	0	0	
				Female	1	0	0	1	0	0	0		
2759	Compensation Analyst	2	0	Male	1	1	0	0	0	0	0	0	
				Female	1	1	0	0	0	0	0		
5999	Base Record Exempt	1	1	Male	0	0	0	0	0	0	0	0	
				Female	1	0	0	0	1	0	0		
Grand Total #		5	2	Male #	1	1	0	0	0	0	0	0	
Grand Total %			40.0	Male %	20.0	20.0	0.0	0.0	0.0	0.0	0.0	0.0	
				Female #	4	2	0	1	1	0	0	0	
				Female%	80.0	40.0	0.0	20.0	20.0	0.0	0.0	0.0	

Maricopa County Community College District

District

Snapshot Date: 09/30/2017

Workforce Analysis

Organizational Unit: Contracts Law

Job Code	JobTitle	Total		Total								
		EMP	MIN	EMP	W	AA	H	A	NA	PI	2+	
2350	Asst to Gov Board Legal Office	2	2	Male	0	0	0	0	0	0	0	0
				Female	2	0	0	2	0	0	0	0
317	Paralegal	1	0	Male	0	0	0	0	0	0	0	0
				Female	1	1	0	0	0	0	0	0
5999	Base Record Exempt	1	0	Male	0	0	0	0	0	0	0	0
				Female	1	1	0	0	0	0	0	0
Grand Total #		4	2	Male #	0	0	0	0	0	0	0	0
Grand Total %			50.0	Male %	0.0	0.0	0.0	0.0	0.0	0.0	0.0	0.0
				Female #	4	2	0	2	0	0	0	0
				Female%	100.0	50.0	0.0	50.0	0.0	0.0	0.0	0.0

Maricopa County Community College District

District

Snapshot Date: 09/30/2017

Workforce Analysis

Organizational Unit: Controller

Job Code	JobTitle	Total		Total								
		EMP	MIN	EMP	W	AA	H	A	NA	PI	2+	
185	Assoc Controller	2	0	Male	0	0	0	0	0	0	0	0
				Female	2	2	0	0	0	0	0	0
186	Dist Dir Bus Applications Comp	1	0	Male	1	1	0	0	0	0	0	0
				Female	0	0	0	0	0	0	0	0
5999	Base Record Exempt	1	0	Male	0	0	0	0	0	0	0	0
				Female	1	1	0	0	0	0	0	0
Grand Total #		4	0	Male #	1	1	0	0	0	0	0	0
Grand Total %			0.0	Male %	25.0	25.0	0.0	0.0	0.0	0.0	0.0	0.0
				Female #	3	3	0	0	0	0	0	0
				Female%	75.0	75.0	0.0	0.0	0.0	0.0	0.0	0.0

Maricopa County Community College District

District

Snapshot Date: 09/30/2017

Workforce Analysis

Organizational Unit: Criminal Jus,ER Response&Legal

Job Code	JobTitle	Total		Total								
		EMP	MIN	EMP	W	AA	H	A	NA	PI	2+	
4080	Temp MAT Equiv Grade 16	2	1	Male	1	1	0	0	0	0	0	0
				Female	1	0	0	1	0	0	0	0
4081	Temp MAT Equiv Grade 17	1	1	Male	1	0	0	1	0	0	0	0
				Female	0	0	0	0	0	0	0	0
Grand Total #		3	2	Male #	2	1	0	1	0	0	0	0
Grand Total %			66.7	Male %	66.7	33.3	0.0	33.3	0.0	0.0	0.0	0.0
				Female #	1	0	0	1	0	0	0	0
				Female%	33.3	0.0	0.0	33.3	0.0	0.0	0.0	0.0

Maricopa County Community College District

District

Snapshot Date: 09/30/2017

Workforce Analysis

Organizational Unit: Ctr Crrcim/Trnsfr Articulation

Job Code	JobTitle	Total		Total								
		EMP	MIN	EMP	W	AA	H	A	NA	PI	2+	
1210	Programmer Analyst II	1	0	Male	1	1	0	0	0	0	0	0
				Female	0	0	0	0	0	0	0	0
2615	Systems Maint Tech	2	1	Male	0	0	0	0	0	0	0	0
				Female	2	1	0	0	0	1	0	0
5999	Base Record Exempt	1	0	Male	0	0	0	0	0	0	0	0
				Female	1	1	0	0	0	0	0	0
Grand Total #		4	1	Male #	1	1	0	0	0	0	0	0
Grand Total %			25.0	Male %	25.0	25.0	0.0	0.0	0.0	0.0	0.0	0.0
				Female #	3	2	0	0	0	1	0	0
				Female%	75.0	50.0	0.0	0.0	0.0	25.0	0.0	0.0

Maricopa County Community College District

District

Snapshot Date: 09/30/2017

Workforce Analysis

Organizational Unit: Ctr Crrclm/Trnsfr Articulation

Job Code	JobTitle	Total		Total								
		EMP	MIN	EMP	W	AA	H	A	NA	PI	2+	
1010	Project Coord	1	0	Male	0	0	0	0	0	0	0	0
				Female	1	1	0	0	0	0	0	0
2305	Admin Asst I	2	0	Male	0	0	0	0	0	0	0	0
				Female	2	2	0	0	0	0	0	0
5999	Base Record Exempt	1	0	Male	0	0	0	0	0	0	0	0
				Female	1	1	0	0	0	0	0	0
Grand Total #		4	0	Male #	0	0	0	0	0	0	0	0
Grand Total %			0.0	Male %	0.0	0.0	0.0	0.0	0.0	0.0	0.0	0.0
				Female #	4	4	0	0	0	0	0	0
				Female%	100.0	100.0	0.0	0.0	0.0	0.0	0.0	0.0

Maricopa County Community College District

District

Snapshot Date: 09/30/2017

Workforce Analysis

Organizational Unit: Ctr for Civic Participation

Job Code	JobTitle	Total		Total								
		EMP	MIN	EMP	W	AA	H	A	NA	PI	2+	
5999	Base Record Exempt	1	0	Male	1	1	0	0	0	0	0	0
				Female	0	0	0	0	0	0	0	0
Grand Total #		1	0	Male #	1	1	0	0	0	0	0	0
Grand Total %			0.0	Male %	100.0	100.0	0.0	0.0	0.0	0.0	0.0	0.0
				Female #	0	0	0	0	0	0	0	0
				Female%	0.0	0.0	0.0	0.0	0.0	0.0	0.0	0.0

Maricopa County Community College District

District

Snapshot Date: 09/30/2017

Workforce Analysis

Organizational Unit: Customer Care

Job Code	JobTitle	Total		Total								
		EMP	MIN	EMP	W	AA	H	A	NA	PI	2+	
5999	Base Record Exempt	1	0	Male	1	1	0	0	0	0	0	0
				Female	0	0	0	0	0	0	0	0
Grand Total #		1	0	Male #	1	1	0	0	0	0	0	
Grand Total %			0.0	Male %	100.0	100.0	0.0	0.0	0.0	0.0	0.0	
				Female #	0	0	0	0	0	0	0	
				Female%	0.0	0.0	0.0	0.0	0.0	0.0	0.0	

Maricopa County Community College District

District

Snapshot Date: 09/30/2017

Workforce Analysis

Organizational Unit: Dean of Arts & Sciences

Job Code	JobTitle	Total		Total								
		EMP	MIN	EMP	W	AA	H	A	NA	PI	2+	
230	Dir College Student Educ Svcs	1	1	Male	0	0	0	0	0	0	0	0
				Female	1	0	0	1	0	0	0	0
Grand Total #		1	1	Male #	0	0	0	0	0	0	0	0
Grand Total %			100.0	Male %	0.0	0.0	0.0	0.0	0.0	0.0	0.0	0.0
				Female #	1	0	0	1	0	0	0	0
				Female%	100.0	0.0	0.0	100.0	0.0	0.0	0.0	0.0

Maricopa County Community College District

District

Snapshot Date: 09/30/2017

Workforce Analysis

Organizational Unit: Department of Academic Affairs

Job Code	JobTitle	Total		Total								
		EMP	MIN	EMP	W	AA	H	A	NA	PI	2+	
2305	Admin Asst I	1	1	Male	0	0	0	0	0	0	0	0
				Female	1	0	0	1	0	0	0	0
530	Instructional Designer	1	1	Male	1	0	0	1	0	0	0	0
				Female	0	0	0	0	0	0	0	0
5999	Base Record Exempt	1	1	Male	1	0	0	1	0	0	0	0
				Female	0	0	0	0	0	0	0	0
783	Dist Dir Ctr Curr & Transf Art	1	1	Male	0	0	0	0	0	0	0	0
				Female	1	0	0	1	0	0	0	0
831	Dir Grants Corp Develop	1	1	Male	0	0	0	0	0	0	0	0
				Female	1	0	0	1	0	0	0	0
Grand Total #		5	5	Male #	2	0	0	2	0	0	0	0
Grand Total %			100.0	Male %	40.0	0.0	0.0	40.0	0.0	0.0	0.0	0.0
				Female #	3	0	0	3	0	0	0	0
				Female%	60.0	0.0	0.0	60.0	0.0	0.0	0.0	0.0

Maricopa County Community College District

District

Snapshot Date: 09/30/2017

Workforce Analysis

Organizational Unit: Department of Public Safety

Job Code	JobTitle	Total		Total									
		EMP	MIN	EMP	W	AA	H	A	NA	PI	2+		
4875	Public Safety Comm Supv	2	0	Male	1	1	0	0	0	0	0	0	0
				Female	1	1	0	0	0	0	0	0	0
4879	Public Safety Comm Spec	7	5	Male	2	0	1	1	0	0	0	0	
				Female	5	2	0	2	0	1	0	0	
5999	Base Record Exempt	1	1	Male	1	0	0	0	1	0	0	0	
				Female	0	0	0	0	0	0	0	0	
Grand Total #		10	6	Male #	4	1	1	1	1	0	0	0	
Grand Total %			60.0	Male %	40.0	10.0	10.0	10.0	10.0	0.0	0.0	0.0	
				Female #	6	3	0	2	0	1	0	0	
				Female%	60.0	30.0	0.0	20.0	0.0	10.0	0.0	0.0	

Maricopa County Community College District

District

Snapshot Date: 09/30/2017

Workforce Analysis

Organizational Unit: Director Marketing&Comm

Job Code	JobTitle	Total		Total								
		EMP	MIN	EMP	W	AA	H	A	NA	PI	2+	
521	Strategic Marketing Director	4	0	Male	2	2	0	0	0	0	0	0
				Female	2	2	0	0	0	0	0	0
5999	Base Record Exempt	1	0	Male	0	0	0	0	0	0	0	0
				Female	1	1	0	0	0	0	0	0
Grand Total #		5	0	Male #	2	2	0	0	0	0	0	0
Grand Total %			0.0	Male %	40.0	40.0	0.0	0.0	0.0	0.0	0.0	0.0
				Female #	3	3	0	0	0	0	0	0
				Female%	60.0	60.0	0.0	0.0	0.0	0.0	0.0	0.0

Maricopa County Community College District

District

Snapshot Date: 09/30/2017

Workforce Analysis

Organizational Unit: District Compliance

Job Code	JobTitle	Total		Total								
		EMP	MIN	EMP	W	AA	H	A	NA	PI	2+	
2305	Admin Asst I	1	0	Male	1	1	0	0	0	0	0	0
				Female	0	0	0	0	0	0	0	0
403	Dean	1	1	Male	1	0	1	0	0	0	0	0
				Female	0	0	0	0	0	0	0	0
5999	Base Record Exempt	1	0	Male	0	0	0	0	0	0	0	0
				Female	1	1	0	0	0	0	0	0
Grand Total #		3	1	Male #	2	1	1	0	0	0	0	0
Grand Total %			33.3	Male %	66.7	33.3	33.3	0.0	0.0	0.0	0.0	0.0
				Female #	1	1	0	0	0	0	0	0
				Female%	33.3	33.3	0.0	0.0	0.0	0.0	0.0	0.0

Maricopa County Community College District

District

Snapshot Date: 09/30/2017

Workforce Analysis

Organizational Unit: District Financial Aid

Job Code	JobTitle	Total		Total									
		EMP	MIN	EMP	W	AA	H	A	NA	PI	2+		
1010	Project Coord	1	0	Male	0	0	0	0	0	0	0	0	0
				Female	1	1	0	0	0	0	0	0	0
5999	Base Record Exempt	1	0	Male	1	1	0	0	0	0	0	0	
				Female	0	0	0	0	0	0	0	0	
951	Asst Dir Financial Aid	1	0	Male	0	0	0	0	0	0	0	0	
				Female	1	1	0	0	0	0	0	0	
Grand Total #		3	0	Male #	1	1	0	0	0	0	0	0	
Grand Total %			0.0	Male %	33.3	33.3	0.0	0.0	0.0	0.0	0.0	0.0	
				Female #	2	2	0	0	0	0	0	0	
				Female%	66.7	66.7	0.0	0.0	0.0	0.0	0.0	0.0	

Maricopa County Community College District

District

Snapshot Date: 09/30/2017

Workforce Analysis

Organizational Unit: District Financial Aid Ops

Job Code	JobTitle	Total		Total								
		EMP	MIN	EMP	W	AA	H	A	NA	PI	2+	
4574	Apprentice HVAC Maint Tech	1	1	Male	1	0	0	1	0	0	0	0
				Female	0	0	0	0	0	0	0	
5999	Base Record Exempt	1	0	Male	0	0	0	0	0	0	0	0
				Female	1	1	0	0	0	0	0	
850	Business Systems Analyst	1	1	Male	1	0	0	0	0	1	0	0
				Female	0	0	0	0	0	0	0	
951	Asst Dir Financial Aid	1	1	Male	0	0	0	0	0	0	0	0
				Female	1	0	1	0	0	0	0	
Grand Total #		4	3	Male #	2	0	0	1	0	1	0	0
Grand Total %			75.0	Male %	50.0	0.0	0.0	25.0	0.0	25.0	0.0	0.0
				Female #	2	1	1	0	0	0	0	0
				Female%	50.0	25.0	25.0	0.0	0.0	0.0	0.0	0.0

Maricopa County Community College District

District

Snapshot Date: 09/30/2017

Workforce Analysis

Organizational Unit: DL Teaching & Learning

Job Code	JobTitle	Total		Total								
		EMP	MIN	EMP	W	AA	H	A	NA	PI	2+	
4071	Specially Funded	16	5	Male	8	5	0	2	1	0	0	0
				Female	8	6	1	1	0	0	0	
715	Dir Continuing Educ	1	1	Male	0	0	0	0	0	0	0	0
				Female	1	0	1	0	0	0	0	0
Grand Total #		17	6	Male #	8	5	0	2	1	0	0	0
Grand Total %			35.3	Male %	47.1	29.4	0.0	11.8	5.9	0.0	0.0	0.0
				Female #	9	6	2	1	0	0	0	0
				Female%	52.9	35.3	11.8	5.9	0.0	0.0	0.0	0.0

Maricopa County Community College District

District

Snapshot Date: 09/30/2017

Workforce Analysis

Organizational Unit: DPS-Investigations Unit

Job Code	JobTitle	Total		Total								
		EMP	MIN	EMP	W	AA	H	A	NA	PI	2+	
1007	Public Safety Police Officer	1	0	Male	1	1	0	0	0	0	0	0
				Female	0	0	0	0	0	0	0	0
5999	Base Record Exempt	1	1	Male	1	0	0	0	1	0	0	0
				Female	0	0	0	0	0	0	0	0
Grand Total #		2	1	Male #	2	1	0	0	1	0	0	0
Grand Total %			50.0	Male %	100.0	50.0	0.0	0.0	50.0	0.0	0.0	0.0
				Female #	0	0	0	0	0	0	0	0
				Female%	0.0	0.0	0.0	0.0	0.0	0.0	0.0	0.0

Maricopa County Community College District

District

Snapshot Date: 09/30/2017

Workforce Analysis

Organizational Unit: Educational Cntr-Inst

Job Code	JobTitle	Total		Total								
		EMP	MIN	EMP	W	AA	H	A	NA	PI	2+	
4077	Temp MAT Equiv Grade 13	13	5	Male	9	6	0	2	0	1	0	0
				Female	4	2	0	2	0	0	0	0
Grand Total #		13	5	Male #	9	6	0	2	0	1	0	0
Grand Total %			38.5	Male %	69.2	46.2	0.0	15.4	0.0	7.7	0.0	0.0
				Female #	4	2	0	2	0	0	0	0
				Female%	30.8	15.4	0.0	15.4	0.0	0.0	0.0	0.0

Maricopa County Community College District

District

Snapshot Date: 09/30/2017

Workforce Analysis

Organizational Unit: EMCC-Buckeye Student Services

Job Code	JobTitle	Total		Total								
		EMP	MIN	EMP	W	AA	H	A	NA	PI	2+	
231	Mgr Student Svcs	1	1	Male	0	0	0	0	0	0	0	0
				Female	1	0	0	1	0	0	0	0
Grand Total #		1	1	Male #	0	0	0	0	0	0	0	0
Grand Total %			100.0	Male %	0.0	0.0	0.0	0.0	0.0	0.0	0.0	0.0
				Female #	1	0	0	1	0	0	0	0
				Female%	100.0	0.0	0.0	100.0	0.0	0.0	0.0	0.0

Maricopa County Community College District

District

Snapshot Date: 09/30/2017

Workforce Analysis

Organizational Unit: Empl & Org Development

Job Code	JobTitle	Total		Total								
		EMP	MIN	EMP	W	AA	H	A	NA	PI	2+	
166	Sr Mgr Human Resources	1	1	Male	0	0	0	0	0	0	0	0
				Female	1	0	0	1	0	0	0	0
5999	Base Record Exempt	1	1	Male	0	0	0	0	0	0	0	0
				Female	1	0	0	0	1	0	0	0
6372	Instructional Media Developer	1	0	Male	0	0	0	0	0	0	0	0
				Female	1	1	0	0	0	0	0	0
Grand Total #		3	2	Male #	0	0	0	0	0	0	0	0
Grand Total %			66.7	Male %	0.0	0.0	0.0	0.0	0.0	0.0	0.0	0.0
				Female #	3	1	0	1	1	0	0	0
				Female%	100.0	33.3	0.0	33.3	33.3	0.0	0.0	0.0

Maricopa County Community College District

District

Snapshot Date: 09/30/2017

Workforce Analysis

Organizational Unit: Empl & Organizational Learning

Job Code	JobTitle	Total		Total								
		EMP	MIN	EMP	W	AA	H	A	NA	PI	2+	
1015	Coord Employee Org Learning	2	1	Male	0	0	0	0	0	0	0	0
				Female	2	1	0	1	0	0	0	0
2305	Admin Asst I	3	0	Male	0	0	0	0	0	0	0	0
				Female	3	3	0	0	0	0	0	0
4574	Apprentice HVAC Maint Tech	1	1	Male	1	0	0	1	0	0	0	0
				Female	0	0	0	0	0	0	0	0
4575	Apprentice Painter	1	1	Male	0	0	0	0	0	0	0	0
				Female	1	0	0	1	0	0	0	0
5999	Base Record Exempt	1	0	Male	0	0	0	0	0	0	0	0
				Female	1	1	0	0	0	0	0	0
Grand Total #		8	3	Male #	1	0	0	1	0	0	0	0
Grand Total %			37.5	Male %	12.5	0.0	0.0	12.5	0.0	0.0	0.0	0.0
				Female #	7	5	0	2	0	0	0	0
				Female%	87.5	62.5	0.0	25.0	0.0	0.0	0.0	0.0

Maricopa County Community College District

District

Snapshot Date: 09/30/2017

Workforce Analysis

Organizational Unit: Enrollment Management Services

Job Code	JobTitle	Total		Total								
		EMP	MIN	EMP	W	AA	H	A	NA	PI	2+	
1146	Coord Student Success Programs	1	1	Male	1	0	1	0	0	0	0	0
				Female	0	0	0	0	0	0	0	0
5999	Base Record Exempt	1	0	Male	0	0	0	0	0	0	0	0
				Female	1	1	0	0	0	0	0	0
886	Coord Enrollment Svcs	1	1	Male	0	0	0	0	0	0	0	0
				Female	1	0	0	1	0	0	0	0
Grand Total #		3	2	Male #	1	0	1	0	0	0	0	0
Grand Total %			66.7	Male %	33.3	0.0	33.3	0.0	0.0	0.0	0.0	0.0
				Female #	2	1	0	1	0	0	0	0
				Female%	66.7	33.3	0.0	33.3	0.0	0.0	0.0	0.0

Maricopa County Community College District

District

Snapshot Date: 09/30/2017

Workforce Analysis

Organizational Unit: Enterprise Systems DBA Admin

Job Code	JobTitle	Total		Total								
		EMP	MIN	EMP	W	AA	H	A	NA	PI	2+	
2628	Sr Database Admin	4	1	Male	4	3	0	0	1	0	0	0
				Female	0	0	0	0	0	0	0	
5999	Base Record Exempt	1	0	Male	1	1	0	0	0	0	0	
				Female	0	0	0	0	0	0	0	
Grand Total #		5	1	Male #	5	4	0	0	1	0	0	
Grand Total %			20.0	Male %	100.0	80.0	0.0	0.0	20.0	0.0	0.0	
				Female #	0	0	0	0	0	0	0	
				Female%	0.0	0.0	0.0	0.0	0.0	0.0	0.0	

Maricopa County Community College District

District

Snapshot Date: 09/30/2017

Workforce Analysis

Organizational Unit: Enterprise Systems Network Arc

Job Code	JobTitle	Total		Total									
		EMP	MIN	EMP	W	AA	H	A	NA	PI	2+		
1103	Network Admin	1	0	Male	1	1	0	0	0	0	0	0	0
				Female	0	0	0	0	0	0	0	0	0
2633	Enterprise Systems Admin	1	0	Male	1	1	0	0	0	0	0	0	0
				Female	0	0	0	0	0	0	0	0	0
5999	Base Record Exempt	1	0	Male	0	0	0	0	0	0	0	0	0
				Female	1	1	0	0	0	0	0	0	0
Grand Total #		3	0	Male #	2	2	0	0	0	0	0	0	0
Grand Total %			0.0	Male %	66.7	66.7	0.0	0.0	0.0	0.0	0.0	0.0	0.0
				Female #	1	1	0	0	0	0	0	0	0
				Female%	33.3	33.3	0.0	0.0	0.0	0.0	0.0	0.0	0.0

Maricopa County Community College District

District

Snapshot Date: 09/30/2017

Workforce Analysis

Organizational Unit: Enterprise Systems Svr App Dat

Job Code	JobTitle	Total		Total								
		EMP	MIN	EMP	W	AA	H	A	NA	PI	2+	
1117	Sr Network Tech	1	1	Male	1	0	0	0	1	0	0	0
				Female	0	0	0	0	0	0	0	
2632	Enterprise Application Admin	1	0	Male	1	1	0	0	0	0	0	0
				Female	0	0	0	0	0	0	0	
2633	Enterprise Systems Admin	2	0	Male	2	2	0	0	0	0	0	0
				Female	0	0	0	0	0	0	0	
5999	Base Record Exempt	1	0	Male	0	0	0	0	0	0	0	0
				Female	1	1	0	0	0	0	0	
980	Programmer Analyst III	2	1	Male	2	1	0	1	0	0	0	0
				Female	0	0	0	0	0	0	0	
Grand Total #		7	2	Male #	6	4	0	1	1	0	0	0
Grand Total %			28.6	Male %	85.7	57.1	0.0	14.3	14.3	0.0	0.0	0.0
				Female #	1	1	0	0	0	0	0	0
				Female%	14.3	14.3	0.0	0.0	0.0	0.0	0.0	0.0

Maricopa County Community College District

District

Snapshot Date: 09/30/2017

Workforce Analysis

Organizational Unit: Facilities Planning & Dev

Job Code	JobTitle	Total		Total								
		EMP	MIN	EMP	W	AA	H	A	NA	PI	2+	
5999	Base Record Exempt	1	0	Male	1	1	0	0	0	0	0	0
				Female	0	0	0	0	0	0	0	0
727	Architectural Project Mgr	4	0	Male	4	4	0	0	0	0	0	
				Female	0	0	0	0	0	0	0	
8119	Facilities Project Mgr	2	0	Male	2	2	0	0	0	0	0	
				Female	0	0	0	0	0	0	0	
Grand Total #		7	0	Male #	7	7	0	0	0	0	0	
Grand Total %			0.0	Male %	100.0	100.0	0.0	0.0	0.0	0.0	0.0	
				Female #	0	0	0	0	0	0	0	
				Female%	0.0	0.0	0.0	0.0	0.0	0.0	0.0	

Maricopa County Community College District

District

Snapshot Date: 09/30/2017

Workforce Analysis

Organizational Unit: Facilities Planning & Develop

Job Code	JobTitle	Total		Total								
		EMP	MIN	EMP	W	AA	H	A	NA	PI	2+	
144	Fac Plan Dev Spec	1	0	Male	0	0	0	0	0	0	0	0
				Female	1	1	0	0	0	0	0	0
5999	Base Record Exempt	1	1	Male	0	0	0	0	0	0	0	0
				Female	1	0	0	1	0	0	0	0
Grand Total #		2	1	Male #	0	0	0	0	0	0	0	0
Grand Total %			50.0	Male %	0.0	0.0	0.0	0.0	0.0	0.0	0.0	0.0
				Female #	2	1	0	1	0	0	0	0
				Female%	100.0	50.0	0.0	50.0	0.0	0.0	0.0	0.0

Maricopa County Community College District

District

Snapshot Date: 09/30/2017

Workforce Analysis

Organizational Unit: Fin Aid Office

Job Code	JobTitle	Total		Total									
		EMP	MIN	EMP	W	AA	H	A	NA	PI	2+		
2570	Financial Aid Tech II	8	5	Male	4	2	1	1	0	0	0	0	
				Female	4	1	2	1	0	0	0	0	
2582	Financial Aid Tech III	1	1	Male	1	0	0	1	0	0	0	0	
				Female	0	0	0	0	0	0	0	0	
4076	Temp Level 3	1	1	Male	0	0	0	0	0	0	0	0	
				Female	1	0	0	1	0	0	0	0	
Grand Total #		10	7	Male #	5	2	1	2	0	0	0	0	
Grand Total %			70.0	Male %	50.0	20.0	10.0	20.0	0.0	0.0	0.0	0.0	
				Female #	5	1	2	2	0	0	0	0	
				Female%	50.0	10.0	20.0	20.0	0.0	0.0	0.0	0.0	

Maricopa County Community College District

District

Snapshot Date: 09/30/2017

Workforce Analysis

Organizational Unit: Financial Planning & Budget

Job Code	JobTitle	Total		Total									
		EMP	MIN	EMP	W	AA	H	A	NA	PI	2+		
127	Pr Budget Analyst	1	0	Male	0	0	0	0	0	0	0	0	0
				Female	1	1	0	0	0	0	0	0	0
131	Sr Budget Analyst	1	0	Male	1	1	0	0	0	0	0	0	0
				Female	0	0	0	0	0	0	0	0	0
5999	Base Record Exempt	1	0	Male	0	0	0	0	0	0	0	0	0
				Female	1	1	0	0	0	0	0	0	0
Grand Total #		3	0	Male #	1	1	0	0	0	0	0	0	0
Grand Total %			0.0	Male %	33.3	33.3	0.0	0.0	0.0	0.0	0.0	0.0	0.0
				Female #	2	2	0	0	0	0	0	0	0
				Female%	66.7	66.7	0.0	0.0	0.0	0.0	0.0	0.0	0.0

Maricopa County Community College District

District

Snapshot Date: 09/30/2017

Workforce Analysis

Organizational Unit: FP&D Administration

Job Code	JobTitle	Total		Total									
		EMP	MIN	EMP	W	AA	H	A	NA	PI	2+		
2821	Property Cntrl Asst	1	1	Male	0	0	0	0	0	0	0	0	0
				Female	1	0	1	0	0	0	0	0	0
5999	Base Record Exempt	1	0	Male	1	1	0	0	0	0	0	0	0
				Female	0	0	0	0	0	0	0	0	0
Grand Total #		2	1	Male #	1	1	0	0	0	0	0	0	0
Grand Total %			50.0	Male %	50.0	50.0	0.0	0.0	0.0	0.0	0.0	0.0	0.0
				Female #	1	0	1	0	0	0	0	0	0
				Female%	50.0	0.0	50.0	0.0	0.0	0.0	0.0	0.0	0.0

Maricopa County Community College District

District

Snapshot Date: 09/30/2017

Workforce Analysis

Organizational Unit: General Accounting

Job Code	JobTitle	Total		Total								
		EMP	MIN	EMP	W	AA	H	A	NA	PI	2+	
2325	Fiscal Tech II	1	1	Male	0	0	0	0	0	0	0	0
				Female	1	0	1	0	0	0	0	
5999	Base Record Exempt	1	0	Male	0	0	0	0	0	0	0	
				Female	1	1	0	0	0	0		
Grand Total #		2	1	Male #	0	0	0	0	0	0	0	
Grand Total %			50.0	Male %	0.0	0.0	0.0	0.0	0.0	0.0	0.0	
				Female #	2	1	1	0	0	0	0	
				Female%	100.0	50.0	50.0	0.0	0.0	0.0	0.0	

Maricopa County Community College District

District

Snapshot Date: 09/30/2017

Workforce Analysis

Organizational Unit: General Operations

Job Code	JobTitle	Total		Total								
		EMP	MIN	EMP	W	AA	H	A	NA	PI	2+	
5999	Base Record Exempt	1	0	Male	1	1	0	0	0	0	0	0
				Female	0	0	0	0	0	0	0	0
Grand Total #		1	0	Male #	1	1	0	0	0	0	0	
Grand Total %			0.0	Male %	100.0	100.0	0.0	0.0	0.0	0.0	0.0	
				Female #	0	0	0	0	0	0	0	
				Female%	0.0	0.0	0.0	0.0	0.0	0.0	0.0	

Maricopa County Community College District

District

Snapshot Date: 09/30/2017

Workforce Analysis

Organizational Unit: Governance

Job Code	JobTitle	Total		Total								
		EMP	MIN	EMP	W	AA	H	A	NA	PI	2+	
317	Paralegal	1	1	Male	0	0	0	0	0	0	0	0
				Female	1	0	1	0	0	0	0	0
5999	Base Record Exempt	1	0	Male	0	0	0	0	0	0	0	0
				Female	1	1	0	0	0	0	0	0
Grand Total #		2	1	Male #	0	0	0	0	0	0	0	0
Grand Total %			50.0	Male %	0.0	0.0	0.0	0.0	0.0	0.0	0.0	0.0
				Female #	2	1	1	0	0	0	0	0
				Female%	100.0	50.0	50.0	0.0	0.0	0.0	0.0	0.0

Maricopa County Community College District

District

Snapshot Date: 09/30/2017

Workforce Analysis

Organizational Unit: Grants Accounting

Job Code	JobTitle	Total		Total									
		EMP	MIN	EMP	W	AA	H	A	NA	PI	2+		
5999	Base Record Exempt	1	0	Male	1	1	0	0	0	0	0	0	0
				Female	0	0	0	0	0	0	0	0	0
		Grand Total #	1	Male #	1	1	0	0	0	0	0	0	0
		Grand Total %		Male %	100.0	100.0	0.0	0.0	0.0	0.0	0.0	0.0	0.0
				Female #	0	0	0	0	0	0	0	0	0
				Female%	0.0	0.0	0.0	0.0	0.0	0.0	0.0	0.0	0.0

Maricopa County Community College District

District

Snapshot Date: 09/30/2017

Workforce Analysis

Organizational Unit: Grants Management

Job Code	JobTitle	Total		Total								
		EMP	MIN	EMP	W	AA	H	A	NA	PI	2+	
3346	Assoc Dir Grants Corp Develop	2	0	Male	1	1	0	0	0	0	0	0
				Female	1	1	0	0	0	0	0	0
5999	Base Record Exempt	1	1	Male	0	0	0	0	0	0	0	0
				Female	1	0	1	0	0	0	0	0
803	Grants Development Spec	1	0	Male	0	0	0	0	0	0	0	0
				Female	1	1	0	0	0	0	0	0
Grand Total #		4	1	Male #	1	1	0	0	0	0	0	0
Grand Total %			25.0	Male %	25.0	25.0	0.0	0.0	0.0	0.0	0.0	0.0
				Female #	3	2	1	0	0	0	0	0
				Female%	75.0	50.0	25.0	0.0	0.0	0.0	0.0	0.0

Maricopa County Community College District

District

Snapshot Date: 09/30/2017

Workforce Analysis

Organizational Unit: Grounds

Job Code	JobTitle	Total		Total								
		EMP	MIN	EMP	W	AA	H	A	NA	PI	2+	
4572	Apprentice Electrician	1	1	Male	1	0	0	1	0	0	0	0
				Female	0	0	0	0	0	0	0	0
Grand Total #		1	1	Male #	1	0	0	1	0	0	0	0
Grand Total %			100.0	Male %	100.0	0.0	0.0	100.0	0.0	0.0	0.0	0.0
				Female #	0	0	0	0	0	0	0	0
				Female%	0.0	0.0	0.0	0.0	0.0	0.0	0.0	0.0

Maricopa County Community College District

District

Snapshot Date: 09/30/2017

Workforce Analysis

Organizational Unit: Health Care Integrated Ed Syst

Job Code	JobTitle	Total		Total									
		EMP	MIN	EMP	W	AA	H	A	NA	PI	2+		
118	Dir Health Care Ed Res Eval	1	0	Male	1	1	0	0	0	0	0	0	0
				Female	0	0	0	0	0	0	0	0	0
5999	Base Record Exempt	1	0	Male	1	1	0	0	0	0	0	0	0
				Female	0	0	0	0	0	0	0	0	0
Grand Total #		2	0	Male #	2	2	0	0	0	0	0	0	0
Grand Total %			0.0	Male %	100.0	100.0	0.0	0.0	0.0	0.0	0.0	0.0	0.0
				Female #	0	0	0	0	0	0	0	0	0
				Female%	0.0	0.0	0.0	0.0	0.0	0.0	0.0	0.0	0.0

Maricopa County Community College District

District

Snapshot Date: 09/30/2017

Workforce Analysis

Organizational Unit: Helios Reverse Transfer

Job Code	JobTitle	Total		Total								
		EMP	MIN	EMP	W	AA	H	A	NA	PI	2+	
5999	Base Record Exempt	1	0	Male	0	0	0	0	0	0	0	0
				Female	1	1	0	0	0	0	0	0
Grand Total #		1	0	Male #	0	0	0	0	0	0	0	0
Grand Total %			0.0	Male %	0.0	0.0	0.0	0.0	0.0	0.0	0.0	0.0
				Female #	1	1	0	0	0	0	0	0
				Female%	100.0	100.0	0.0	0.0	0.0	0.0	0.0	0.0

Maricopa County Community College District

District

Snapshot Date: 09/30/2017

Workforce Analysis

Organizational Unit: HR Administration

Job Code	JobTitle	Total		Total									
		EMP	MIN	EMP	W	AA	H	A	NA	PI	2+		
1326	Coord District HR Svcs	1	0	Male	0	0	0	0	0	0	0	0	0
				Female	1	1	0	0	0	0	0	0	0
166	Sr Mgr Human Resources	2	0	Male	0	0	0	0	0	0	0	0	0
				Female	2	2	0	0	0	0	0	0	0
5999	Base Record Exempt	1	0	Male	0	0	0	0	0	0	0	0	0
				Female	1	1	0	0	0	0	0	0	0
Grand Total #		4	0	Male #	0	0	0	0	0	0	0	0	0
Grand Total %			0.0	Male %	0.0	0.0	0.0	0.0	0.0	0.0	0.0	0.0	0.0
				Female #	4	4	0	0	0	0	0	0	0
				Female%	100.0	100.0	0.0	0.0	0.0	0.0	0.0	0.0	0.0

Maricopa County Community College District

District

Snapshot Date: 09/30/2017

Workforce Analysis

Organizational Unit: HR Solutions

Job Code	JobTitle	Total		Total								
		EMP	MIN	EMP	W	AA	H	A	NA	PI	2+	
166	Sr Mgr Human Resources	1	1	Male	0	0	0	0	0	0	0	0
				Female	1	0	0	1	0	0	0	0
5999	Base Record Exempt	1	0	Male	0	0	0	0	0	0	0	0
				Female	1	1	0	0	0	0	0	0
751	Mgr EEO	1	1	Male	1	0	1	0	0	0	0	0
				Female	0	0	0	0	0	0	0	0
Grand Total #		3	2	Male #	1	0	1	0	0	0	0	0
Grand Total %			66.7	Male %	33.3	0.0	33.3	0.0	0.0	0.0	0.0	0.0
				Female #	2	1	0	1	0	0	0	0
				Female%	66.7	33.3	0.0	33.3	0.0	0.0	0.0	0.0

Maricopa County Community College District

District

Snapshot Date: 09/30/2017

Workforce Analysis

Organizational Unit: HR Solutions-Inclusion

Job Code	JobTitle	Total		Total								
		EMP	MIN	EMP	W	AA	H	A	NA	PI	2+	
5999	Base Record Exempt	1	0	Male	0	0	0	0	0	0	0	0
				Female	1	1	0	0	0	0	0	0
800	Coordinator Employee Relations	2	1	Male	0	0	0	0	0	0	0	0
				Female	2	1	0	1	0	0	0	0
Grand Total #		3	1	Male #	0	0	0	0	0	0	0	0
Grand Total %			33.3	Male %	0.0	0.0	0.0	0.0	0.0	0.0	0.0	0.0
				Female #	3	2	0	1	0	0	0	0
				Female%	100.0	66.7	0.0	33.3	0.0	0.0	0.0	0.0

Maricopa County Community College District

District

Snapshot Date: 09/30/2017

Workforce Analysis

Organizational Unit: HRIS

Job Code	JobTitle	Total		Total								
		EMP	MIN	EMP	W	AA	H	A	NA	PI	2+	
1121	Systems Application Analyst	1	0	Male	0	0	0	0	0	0	0	0
				Female	1	1	0	0	0	0	0	0
1210	Programmer Analyst II	1	1	Male	0	0	0	0	0	0	0	0
				Female	1	0	0	1	0	0	0	0
472	Coord Strategic Systems	1	0	Male	0	0	0	0	0	0	0	0
				Female	1	1	0	0	0	0	0	0
5999	Base Record Exempt	1	1	Male	0	0	0	0	0	0	0	0
				Female	1	0	0	1	0	0	0	0
Grand Total #		4	2	Male #	0	0	0	0	0	0	0	0
Grand Total %			50.0	Male %	0.0	0.0	0.0	0.0	0.0	0.0	0.0	0.0
				Female #	4	2	0	2	0	0	0	0
				Female%	100.0	50.0	0.0	50.0	0.0	0.0	0.0	0.0

Maricopa County Community College District

District

Snapshot Date: 09/30/2017

Workforce Analysis

Organizational Unit: IA-Web Services

Job Code	JobTitle	Total		Total									
		EMP	MIN	EMP	W	AA	H	A	NA	PI	2+		
797	Web Tech III	2	0	Male	1	1	0	0	0	0	0	0	0
				Female	1	1	0	0	0	0	0	0	0
		Grand Total #	2	Male #	1	1	0	0	0	0	0	0	0
		Grand Total %		Male %	50.0	50.0	0.0	0.0	0.0	0.0	0.0	0.0	0.0
				Female #	1	1	0	0	0	0	0	0	0
				Female%	50.0	50.0	0.0	0.0	0.0	0.0	0.0	0.0	0.0

Maricopa County Community College District

District

Snapshot Date: 09/30/2017

Workforce Analysis

Organizational Unit: Identity Theft Invest Unit

Job Code	JobTitle	Total		Total								
		EMP	MIN	EMP	W	AA	H	A	NA	PI	2+	
1305	Admin Asst II	1	0	Male	0	0	0	0	0	0	0	0
				Female	1	1	0	0	0	0	0	0
5999	Base Record Exempt	1	1	Male	1	0	0	0	1	0	0	0
				Female	0	0	0	0	0	0	0	0
Grand Total #		2	1	Male #	1	0	0	0	1	0	0	0
Grand Total %			50.0	Male %	50.0	0.0	0.0	0.0	50.0	0.0	0.0	0.0
				Female #	1	1	0	0	0	0	0	0
				Female%	50.0	50.0	0.0	0.0	0.0	0.0	0.0	0.0

Maricopa County Community College District

District

Snapshot Date: 09/30/2017

Workforce Analysis

Organizational Unit: Information Resources Div

Job Code	JobTitle	Total		Total								
		EMP	MIN	EMP	W	AA	H	A	NA	PI	2+	
854	Dist Dir Acd Aff Supp Prog Sr	1	0	Male	0	0	0	0	0	0	0	0
				Female	1	1	0	0	0	0	0	0
Grand Total #		1	0	Male #	0	0	0	0	0	0	0	0
Grand Total %			0.0	Male %	0.0	0.0	0.0	0.0	0.0	0.0	0.0	0.0
				Female #	1	1	0	0	0	0	0	0
				Female%	100.0	100.0	0.0	0.0	0.0	0.0	0.0	0.0

Maricopa County Community College District

District

Snapshot Date: 09/30/2017

Workforce Analysis

Organizational Unit: Information Security

Job Code	JobTitle	Total		Total								
		EMP	MIN	EMP	W	AA	H	A	NA	PI	2+	
5999	Base Record Exempt	1	0	Male	0	0	0	0	0	0	0	0
				Female	1	1	0	0	0	0	0	0
Grand Total #		1	0	Male #	0	0	0	0	0	0	0	
Grand Total %			0.0	Male %	0.0	0.0	0.0	0.0	0.0	0.0	0.0	
				Female #	1	1	0	0	0	0	0	
				Female%	100.0	100.0	0.0	0.0	0.0	0.0	0.0	

Maricopa County Community College District

District

Snapshot Date: 09/30/2017

Workforce Analysis

Organizational Unit: Information Technology

Job Code	JobTitle	Total		Total								
		EMP	MIN	EMP	W	AA	H	A	NA	PI	2+	
436	Manager Cloud Services	2	1	Male	1	0	1	0	0	0	0	0
				Female	1	1	0	0	0	0	0	0
Grand Total #		2	1	Male #	1	0	1	0	0	0	0	0
Grand Total %			50.0	Male %	50.0	0.0	50.0	0.0	0.0	0.0	0.0	0.0
				Female #	1	1	0	0	0	0	0	0
				Female%	50.0	50.0	0.0	0.0	0.0	0.0	0.0	0.0

Maricopa County Community College District

District

Snapshot Date: 09/30/2017

Workforce Analysis

Organizational Unit: Institutional Advancement

Job Code	JobTitle	Total		Total								
		EMP	MIN	EMP	W	AA	H	A	NA	PI	2+	
811	Mgr Web Site	1	1	Male	0	0	0	0	0	0	0	0
				Female	1	0	0	0	1	0	0	0
Grand Total #		1	1	Male #	0	0	0	0	0	0	0	0
Grand Total %			100.0	Male %	0.0	0.0	0.0	0.0	0.0	0.0	0.0	0.0
				Female #	1	0	0	0	1	0	0	0
				Female%	100.0	0.0	0.0	0.0	100.0	0.0	0.0	0.0

Maricopa County Comminuty College District

District

Snapshot Date: 09/30/2017

Workforce Analysis

Organizational Unit: Institutional Effectiveness

Job Code	JobTitle	Total		Total								
		EMP	MIN	EMP	W	AA	H	A	NA	PI	2+	
1375	Programmer Analyst I	2	1	Male	2	1	0	0	1	0	0	0
				Female	0	0	0	0	0	0	0	
2305	Admin Asst I	1	0	Male	0	0	0	0	0	0	0	0
				Female	1	1	0	0	0	0	0	0
2603	Dir Tech Research Design Ops	1	0	Male	1	1	0	0	0	0	0	0
				Female	0	0	0	0	0	0	0	0
5999	Base Record Exempt	1	0	Male	0	0	0	0	0	0	0	0
				Female	1	1	0	0	0	0	0	0
660	Dir Research Planning Devel	1	1	Male	1	0	1	0	0	0	0	0
				Female	0	0	0	0	0	0	0	0
Grand Total #		6	2	Male #	4	2	1	0	1	0	0	0
Grand Total %			33.3	Male %	66.7	33.3	16.7	0.0	16.7	0.0	0.0	0.0
				Female #	2	2	0	0	0	0	0	0
				Female%	33.3	33.3	0.0	0.0	0.0	0.0	0.0	0.0

Maricopa County Community College District

District

Snapshot Date: 09/30/2017

Workforce Analysis

Organizational Unit: Institutional EffectivenessA

Job Code	JobTitle	Total		Total									
		EMP	MIN	EMP	W	AA	H	A	NA	PI	2+		
5999	Base Record Exempt	1	0	Male	0	0	0	0	0	0	0	0	0
				Female	1	1	0	0	0	0	0	0	0
895	Coord Institutional Effectiven	2	1	Male	0	0	0	0	0	0	0	0	0
				Female	2	1	0	1	0	0	0	0	0
Grand Total #		3	1	Male #	0	0	0	0	0	0	0	0	
Grand Total %			33.3	Male %	0.0	0.0	0.0	0.0	0.0	0.0	0.0	0.0	
				Female #	3	2	0	1	0	0	0	0	
				Female%	100.0	66.7	0.0	33.3	0.0	0.0	0.0	0.0	

Maricopa County Community College District

District

Snapshot Date: 09/30/2017

Workforce Analysis

Organizational Unit: Instructional - Day Reg Sem

Job Code	JobTitle	Total		Total								
		EMP	MIN	EMP	W	AA	H	A	NA	PI	2+	
4205	Adjunct Faculty Evening	1	1	Male	1	0	0	0	0	1	0	0
				Female	0	0	0	0	0	0	0	0
Grand Total #		1	1	Male #	1	0	0	0	0	1	0	0
Grand Total %			100.0	Male %	100.0	0.0	0.0	0.0	0.0	100.0	0.0	0.0
				Female #	0	0	0	0	0	0	0	0
				Female%	0.0	0.0	0.0	0.0	0.0	0.0	0.0	0.0

Maricopa County Community College District

District

Snapshot Date: 09/30/2017

Workforce Analysis

Organizational Unit: Instructional - Occ Ed

Job Code	JobTitle	Total		Total								
		EMP	MIN	EMP	W	AA	H	A	NA	PI	2+	
2632	Enterprise Application Admin	1	0	Male	1	1	0	0	0	0	0	0
				Female	0	0	0	0	0	0	0	0
Grand Total #		1	0	Male #	1	1	0	0	0	0	0	0
Grand Total %			0.0	Male %	100.0	100.0	0.0	0.0	0.0	0.0	0.0	0.0
				Female #	0	0	0	0	0	0	0	0
				Female%	0.0	0.0	0.0	0.0	0.0	0.0	0.0	0.0

Maricopa County Community College District

District

Snapshot Date: 09/30/2017

Workforce Analysis

Organizational Unit: Instructional Computing

Job Code	JobTitle	Total		Total								
		EMP	MIN	EMP	W	AA	H	A	NA	PI	2+	
1355	Tech Trainer	1	0	Male	0	0	0	0	0	0	0	0
				Female	1	1	0	0	0	0	0	0
Grand Total #		1	0	Male #	0	0	0	0	0	0	0	0
Grand Total %			0.0	Male %	0.0	0.0	0.0	0.0	0.0	0.0	0.0	0.0
				Female #	1	1	0	0	0	0	0	0
				Female%	100.0	100.0	0.0	0.0	0.0	0.0	0.0	0.0

Maricopa County Community College District

District

Snapshot Date: 09/30/2017

Workforce Analysis

Organizational Unit: Instructional Support

Job Code	JobTitle	Total		Total								
		EMP	MIN	EMP	W	AA	H	A	NA	PI	2+	
1305	Admin Asst II	1	0	Male	0	0	0	0	0	0	0	0
				Female	1	1	0	0	0	0	0	0
Grand Total #		1	0	Male #	0	0	0	0	0	0	0	0
Grand Total %			0.0	Male %	0.0	0.0	0.0	0.0	0.0	0.0	0.0	0.0
				Female #	1	1	0	0	0	0	0	0
				Female%	100.0	100.0	0.0	0.0	0.0	0.0	0.0	0.0

Maricopa County Community College District

District

Snapshot Date: 09/30/2017

Workforce Analysis

Organizational Unit: Internal Audit

Job Code	JobTitle	Total		Total									
		EMP	MIN	EMP	W	AA	H	A	NA	PI	2+		
128	Sr Audit Assoc	3	1	Male	0	0	0	0	0	0	0	0	0
				Female	3	2	0	0	0	1	0	0	
5999	Base Record Exempt	1	0	Male	0	0	0	0	0	0	0	0	
				Female	1	1	0	0	0	0	0		
782	Dir IT Security Planning	1	1	Male	1	0	0	1	0	0	0	0	
				Female	0	0	0	0	0	0	0		
Grand Total #		5	2	Male #	1	0	0	1	0	0	0	0	
Grand Total %			40.0	Male %	20.0	0.0	0.0	20.0	0.0	0.0	0.0	0.0	
				Female #	4	3	0	0	0	1	0	0	
				Female%	80.0	60.0	0.0	0.0	0.0	20.0	0.0	0.0	

Maricopa County Community College District

District

Snapshot Date: 09/30/2017

Workforce Analysis

Organizational Unit: ITS ERP Development

Job Code	JobTitle	Total		Total								
		EMP	MIN	EMP	W	AA	H	A	NA	PI	2+	
2631	Enterprise Applic Designer	1	0	Male	1	1	0	0	0	0	0	0
				Female	0	0	0	0	0	0	0	0
5999	Base Record Exempt	1	1	Male	0	0	0	0	0	0	0	0
				Female	1	0	1	0	0	0	0	0
Grand Total #		2	1	Male #	1	1	0	0	0	0	0	0
Grand Total %			50.0	Male %	50.0	50.0	0.0	0.0	0.0	0.0	0.0	0.0
				Female #	1	0	1	0	0	0	0	0
				Female%	50.0	0.0	50.0	0.0	0.0	0.0	0.0	0.0

Maricopa County Community College District

District

Snapshot Date: 09/30/2017

Workforce Analysis

Organizational Unit: ITS ERP Production & Support

Job Code	JobTitle	Total		Total									
		EMP	MIN	EMP	W	AA	H	A	NA	PI	2+		
2631	Enterprise Applic Designer	1	0	Male	0	0	0	0	0	0	0	0	0
				Female	1	1	0	0	0	0	0	0	0
5999	Base Record Exempt	1	0	Male	1	1	0	0	0	0	0	0	0
				Female	0	0	0	0	0	0	0	0	0
Grand Total #		2	0	Male #	1	1	0	0	0	0	0	0	0
Grand Total %			0.0	Male %	50.0	50.0	0.0	0.0	0.0	0.0	0.0	0.0	0.0
				Female #	1	1	0	0	0	0	0	0	0
				Female%	50.0	50.0	0.0	0.0	0.0	0.0	0.0	0.0	0.0

Maricopa County Community College District

District

Snapshot Date: 09/30/2017

Workforce Analysis

Organizational Unit: ITS Infrastructure

Job Code	JobTitle	Total		Total									
		EMP	MIN	EMP	W	AA	H	A	NA	PI	2+		
2627	Enterprise Data Modeler	1	0	Male	1	1	0	0	0	0	0	0	0
				Female	0	0	0	0	0	0	0	0	0
2631	Enterprise Applic Designer	1	0	Male	1	1	0	0	0	0	0	0	0
				Female	0	0	0	0	0	0	0	0	0
495	Dir College Tech	1	0	Male	1	1	0	0	0	0	0	0	0
				Female	0	0	0	0	0	0	0	0	0
5999	Base Record Exempt	1	1	Male	0	0	0	0	0	0	0	0	0
				Female	1	0	0	0	1	0	0	0	0
Grand Total #		4	1	Male #	3	3	0	0	0	0	0	0	
Grand Total %			25.0	Male %	75.0	75.0	0.0	0.0	0.0	0.0	0.0	0.0	
				Female #	1	0	0	0	1	0	0	0	
				Female%	25.0	0.0	0.0	0.0	25.0	0.0	0.0	0.0	

Maricopa County Community College District

District

Snapshot Date: 09/30/2017

Workforce Analysis

Organizational Unit: ITS Project Management Office

Job Code	JobTitle	Total		Total								
		EMP	MIN	EMP	W	AA	H	A	NA	PI	2+	
1245	Sr Coord Strategic Systems	1	0	Male	1	1	0	0	0	0	0	0
				Female	0	0	0	0	0	0	0	0
495	Dir College Tech	1	0	Male	1	1	0	0	0	0	0	0
				Female	0	0	0	0	0	0	0	0
5998	Base Record Non Exempt	1	1	Male	1	0	1	0	0	0	0	0
				Female	0	0	0	0	0	0	0	0
Grand Total #		3	1	Male #	3	2	1	0	0	0	0	0
Grand Total %			33.3	Male %	100.0	66.7	33.3	0.0	0.0	0.0	0.0	0.0
				Female #	0	0	0	0	0	0	0	0
				Female%	0.0	0.0	0.0	0.0	0.0	0.0	0.0	0.0

Maricopa County Community College District

District

Snapshot Date: 09/30/2017

Workforce Analysis

Organizational Unit: ITS-Communication and Govern

Job Code	JobTitle	Total		Total								
		EMP	MIN	EMP	W	AA	H	A	NA	PI	2+	
1290	Coord Instructional Info Tech	1	0	Male	0	0	0	0	0	0	0	0
				Female	1	1	0	0	0	0	0	0
5998	Base Record Non Exempt	1	1	Male	0	0	0	0	0	0	0	0
				Female	1	0	1	0	0	0	0	0
Grand Total #		2	1	Male #	0	0	0	0	0	0	0	0
Grand Total %			50.0	Male %	0.0	0.0	0.0	0.0	0.0	0.0	0.0	0.0
				Female #	2	1	1	0	0	0	0	0
				Female%	100.0	50.0	50.0	0.0	0.0	0.0	0.0	0.0

Maricopa County Community College District

District

Snapshot Date: 09/30/2017

Workforce Analysis

Organizational Unit: Judicial Affairs A&R

Job Code	JobTitle	Total		Total								
		EMP	MIN	EMP	W	AA	H	A	NA	PI	2+	
850	Business Systems Analyst	1	0	Male	0	0	0	0	0	0	0	0
				Female	1	1	0	0	0	0	0	0
Grand Total #		1	0	Male #	0	0	0	0	0	0	0	0
Grand Total %			0.0	Male %	0.0	0.0	0.0	0.0	0.0	0.0	0.0	0.0
				Female #	1	1	0	0	0	0	0	0
				Female%	100.0	100.0	0.0	0.0	0.0	0.0	0.0	0.0

Maricopa County Community College District

District

Snapshot Date: 09/30/2017

Workforce Analysis

Organizational Unit: KJZZ/KBAQ Computer Support

Job Code	JobTitle	Total		Total								
		EMP	MIN	EMP	W	AA	H	A	NA	PI	2+	
9669	Operations Mgr Sun Sounds	1	1	Male	1	0	0	1	0	0	0	0
				Female	0	0	0	0	0	0	0	
Grand Total #		1	1	Male #	1	0	0	1	0	0	0	0
Grand Total %			100.0	Male %	100.0	0.0	0.0	100.0	0.0	0.0	0.0	0.0
				Female #	0	0	0	0	0	0	0	0
				Female%	0.0	0.0	0.0	0.0	0.0	0.0	0.0	0.0

Maricopa County Community College District

District

Snapshot Date: 09/30/2017

Workforce Analysis

Organizational Unit: Legal Services

Job Code	JobTitle	Total		Total								
		EMP	MIN	EMP	W	AA	H	A	NA	PI	2+	
152	Mgr Office of Public Stewardsh	1	1	Male	0	0	0	0	0	0	0	0
				Female	1	0	1	0	0	0	0	0
155	General Counsel	1	0	Male	0	0	0	0	0	0	0	0
				Female	1	1	0	0	0	0	0	0
247	Asst General Counsel	2	0	Male	0	0	0	0	0	0	0	0
				Female	2	2	0	0	0	0	0	0
317	Paralegal	1	1	Male	0	0	0	0	0	0	0	0
				Female	1	0	0	0	1	0	0	0
5998	Base Record Non Exempt	1	1	Male	0	0	0	0	0	0	0	0
				Female	1	0	0	1	0	0	0	0
Grand Total #		6	3	Male #	0	0	0	0	0	0	0	0
Grand Total %			50.0	Male %	0.0	0.0	0.0	0.0	0.0	0.0	0.0	0.0
				Female #	6	3	1	1	1	0	0	0
				Female%	100.0	50.0	16.7	16.7	16.7	0.0	0.0	0.0

Maricopa County Community College District

District

Snapshot Date: 09/30/2017

Workforce Analysis

Organizational Unit: Legal Studies

Job Code	JobTitle	Total		Total								
		EMP	MIN	EMP	W	AA	H	A	NA	PI	2+	
4082	Temp MAT Equiv Grade 18	1	0	Male	1	1	0	0	0	0	0	0
				Female	0	0	0	0	0	0	0	0
Grand Total #		1	0	Male #	1	1	0	0	0	0	0	0
Grand Total %			0.0	Male %	100.0	100.0	0.0	0.0	0.0	0.0	0.0	0.0
				Female #	0	0	0	0	0	0	0	0
				Female%	0.0	0.0	0.0	0.0	0.0	0.0	0.0	0.0

Maricopa County Community College District

District

Snapshot Date: 09/30/2017

Workforce Analysis

Organizational Unit: Library Technical Services

Job Code	JobTitle	Total		Total									
		EMP	MIN	EMP	W	AA	H	A	NA	PI	2+		
2660	Lead Catalogue Svcs Tech	1	0	Male	1	1	0	0	0	0	0	0	0
				Female	0	0	0	0	0	0	0	0	0
2715	Accounting Cntrl Tech	1	0	Male	0	0	0	0	0	0	0	0	0
				Female	1	1	0	0	0	0	0	0	0
5998	Base Record Non Exempt	1	1	Male	1	0	1	0	0	0	0	0	0
				Female	0	0	0	0	0	0	0	0	0
Grand Total #		3	1	Male #	2	1	1	0	0	0	0	0	0
Grand Total %			33.3	Male %	66.7	33.3	33.3	0.0	0.0	0.0	0.0	0.0	0.0
				Female #	1	1	0	0	0	0	0	0	0
				Female%	33.3	33.3	0.0	0.0	0.0	0.0	0.0	0.0	0.0

Maricopa County Community College District

District

Snapshot Date: 09/30/2017

Workforce Analysis

Organizational Unit: Maricopa Ctr for Lrning & InsB

Job Code	JobTitle	Total		Total								
		EMP	MIN	EMP	W	AA	H	A	NA	PI	2+	
2305	Admin Asst I	1	0	Male	0	0	0	0	0	0	0	0
				Female	1	1	0	0	0	0	0	0
5998	Base Record Non Exempt	1	1	Male	0	0	0	0	0	0	0	0
				Female	1	0	0	1	0	0	0	0
Grand Total #		2	1	Male #	0	0	0	0	0	0	0	0
Grand Total %			50.0	Male %	0.0	0.0	0.0	0.0	0.0	0.0	0.0	0.0
				Female #	2	1	0	1	0	0	0	0
				Female%	100.0	50.0	0.0	50.0	0.0	0.0	0.0	0.0

Maricopa County Community College District

District

Snapshot Date: 09/30/2017

Workforce Analysis

Organizational Unit: Maricopa Ctr for Lrning & Inst

Job Code	JobTitle	Total		Total								
		EMP	MIN	EMP	W	AA	H	A	NA	PI	2+	
2305	Admin Asst I	1	1	Male	0	0	0	0	0	0	0	0
				Female	1	0	0	1	0	0	0	0
5998	Base Record Non Exempt	1	1	Male	0	0	0	0	0	0	0	0
				Female	1	0	1	0	0	0	0	0
Grand Total #		2	2	Male #	0	0	0	0	0	0	0	0
Grand Total %			100.0	Male %	0.0	0.0	0.0	0.0	0.0	0.0	0.0	0.0
				Female #	2	0	1	1	0	0	0	0
				Female%	100.0	0.0	50.0	50.0	0.0	0.0	0.0	0.0

Maricopa County Community College District

District

Snapshot Date: 09/30/2017

Workforce Analysis

Organizational Unit: Maricopa Small Bus Dev Ctr

Job Code	JobTitle	Total		Total								
		EMP	MIN	EMP	W	AA	H	A	NA	PI	2+	
1305	Admin Asst II	1	0	Male	0	0	0	0	0	0	0	0
				Female	1	1	0	0	0	0	0	
5998	Base Record Non Exempt	1	1	Male	0	0	0	0	0	0	0	0
				Female	1	0	0	1	0	0	0	0
9032	Small Business Analyst	4	1	Male	2	1	0	1	0	0	0	0
				Female	2	2	0	0	0	0	0	0
9704	Mgr Small Business Develop Ctr	1	0	Male	1	1	0	0	0	0	0	0
				Female	0	0	0	0	0	0	0	0
Grand Total #		7	2	Male #	3	2	0	1	0	0	0	0
Grand Total %			28.6	Male %	42.9	28.6	0.0	14.3	0.0	0.0	0.0	0.0
				Female #	4	3	0	1	0	0	0	0
				Female%	57.1	42.9	0.0	14.3	0.0	0.0	0.0	0.0

Maricopa County Community College District

District

Snapshot Date: 09/30/2017

Workforce Analysis

Organizational Unit: Marketing & Communication

Job Code	JobTitle	Total		Total									
		EMP	MIN	EMP	W	AA	H	A	NA	PI	2+		
5998	Base Record Non Exempt	1	0	Male	0	0	0	0	0	0	0	0	0
				Female	1	1	0	0	0	0	0	0	0
811	Mgr Web Site	1	0	Male	1	1	0	0	0	0	0	0	0
				Female	0	0	0	0	0	0	0	0	0
Grand Total #		2	0	Male #	1	1	0	0	0	0	0	0	0
Grand Total %			0.0	Male %	50.0	50.0	0.0	0.0	0.0	0.0	0.0	0.0	0.0
				Female #	1	1	0	0	0	0	0	0	0
				Female%	50.0	50.0	0.0	0.0	0.0	0.0	0.0	0.0	0.0

Maricopa County Community College District

District

Snapshot Date: 09/30/2017

Workforce Analysis

Organizational Unit: Marketing & Operations

Job Code	JobTitle	Total		Total								
		EMP	MIN	EMP	W	AA	H	A	NA	PI	2+	
215	Dist Dir Marketing Comm	1	0	Male	1	1	0	0	0	0	0	0
				Female	0	0	0	0	0	0	0	0
2305	Admin Asst I	1	1	Male	0	0	0	0	0	0	0	
				Female	1	0	1	0	0	0	0	
5998	Base Record Non Exempt	1	0	Male	1	1	0	0	0	0	0	
				Female	0	0	0	0	0	0	0	
Grand Total #		3	1	Male #	2	2	0	0	0	0	0	
Grand Total %			33.3	Male %	66.7	66.7	0.0	0.0	0.0	0.0	0.0	
				Female #	1	0	1	0	0	0	0	
				Female%	33.3	0.0	33.3	0.0	0.0	0.0	0.0	

Maricopa County Community College District

District

Snapshot Date: 09/30/2017

Workforce Analysis

Organizational Unit: Marketing, PR & Sales

Job Code	JobTitle	Total		Total								
		EMP	MIN	EMP	W	AA	H	A	NA	PI	2+	
2340	Public Relations Asst	1	1	Male	0	0	0	0	0	0	0	0
				Female	1	0	0	1	0	0	0	0
Grand Total #		1	1	Male #	0	0	0	0	0	0	0	0
Grand Total %			100.0	Male %	0.0	0.0	0.0	0.0	0.0	0.0	0.0	0.0
				Female #	1	0	0	1	0	0	0	0
				Female%	100.0	0.0	0.0	100.0	0.0	0.0	0.0	0.0

Maricopa County Community College District

District

Snapshot Date: 09/30/2017

Workforce Analysis

Organizational Unit: Marketing-Creative

Job Code	JobTitle	Total		Total								
		EMP	MIN	EMP	W	AA	H	A	NA	PI	2+	
1340	Coord Marketing	1	0	Male	1	1	0	0	0	0	0	0
				Female	0	0	0	0	0	0	0	0
2576	Graphic Designer II	1	0	Male	0	0	0	0	0	0	0	0
				Female	1	1	0	0	0	0	0	0
5998	Base Record Non Exempt	1	0	Male	1	1	0	0	0	0	0	0
				Female	0	0	0	0	0	0	0	0
Grand Total #		3	0	Male #	2	2	0	0	0	0	0	0
Grand Total %			0.0	Male %	66.7	66.7	0.0	0.0	0.0	0.0	0.0	0.0
				Female #	1	1	0	0	0	0	0	0
				Female%	33.3	33.3	0.0	0.0	0.0	0.0	0.0	0.0

Maricopa County Community College District

District

Snapshot Date: 09/30/2017

Workforce Analysis

Organizational Unit: MATEC

Job Code	JobTitle	Total		Total								
		EMP	MIN	EMP	W	AA	H	A	NA	PI	2+	
2305	Admin Asst I	1	1	Male	0	0	0	0	0	0	0	0
				Female	1	0	0	1	0	0	0	0
5998	Base Record Non Exempt	1	0	Male	1	1	0	0	0	0	0	
				Female	0	0	0	0	0	0	0	
797	Web Tech III	1	0	Male	1	1	0	0	0	0	0	
				Female	0	0	0	0	0	0	0	
Grand Total #		3	1	Male #	2	2	0	0	0	0	0	
Grand Total %			33.3	Male %	66.7	66.7	0.0	0.0	0.0	0.0	0.0	
				Female #	1	0	0	1	0	0	0	
				Female%	33.3	0.0	0.0	33.3	0.0	0.0	0.0	

Maricopa County Community College District

District

Snapshot Date: 09/30/2017

Workforce Analysis

Organizational Unit: MCTV Production

Job Code	JobTitle	Total		Total								
		EMP	MIN	EMP	W	AA	H	A	NA	PI	2+	
1157	MCTV Programming Coord	1	0	Male	1	1	0	0	0	0	0	0
				Female	0	0	0	0	0	0	0	0
5998	Base Record Non Exempt	1	1	Male	1	0	0	0	1	0	0	0
				Female	0	0	0	0	0	0	0	0
Grand Total #		2	1	Male #	2	1	0	0	1	0	0	0
Grand Total %			50.0	Male %	100.0	50.0	0.0	0.0	50.0	0.0	0.0	0.0
				Female #	0	0	0	0	0	0	0	0
				Female%	0.0	0.0	0.0	0.0	0.0	0.0	0.0	0.0

Maricopa County Community College District

District

Snapshot Date: 09/30/2017

Workforce Analysis

Organizational Unit: MCTV Staff

Job Code	JobTitle	Total		Total								
		EMP	MIN	EMP	W	AA	H	A	NA	PI	2+	
1161	Production Supv	1	1	Male	1	0	0	1	0	0	0	0
				Female	0	0	0	0	0	0	0	
1163	MCTV Post Production Supv	1	0	Male	1	1	0	0	0	0	0	0
				Female	0	0	0	0	0	0	0	
5998	Base Record Non Exempt	1	0	Male	1	1	0	0	0	0	0	0
				Female	0	0	0	0	0	0	0	
Grand Total #		3	1	Male #	3	2	0	1	0	0	0	0
Grand Total %			33.3	Male %	100.0	66.7	0.0	33.3	0.0	0.0	0.0	0.0
				Female #	0	0	0	0	0	0	0	0
				Female%	0.0	0.0	0.0	0.0	0.0	0.0	0.0	0.0

Maricopa County Community College District

District

Snapshot Date: 09/30/2017

Workforce Analysis

Organizational Unit: Nursing

Job Code	JobTitle	Total		Total								
		EMP	MIN	EMP	W	AA	H	A	NA	PI	2+	
4023	Non Credit Instr Hrly Other	8	1	Male	8	7	0	1	0	0	0	0
				Female	0	0	0	0	0	0	0	
Grand Total #		8	1	Male #	8	7	0	1	0	0	0	0
Grand Total %			12.5	Male %	100.0	87.5	0.0	12.5	0.0	0.0	0.0	0.0
				Female #	0	0	0	0	0	0	0	0
				Female%	0.0	0.0	0.0	0.0	0.0	0.0	0.0	0.0

Maricopa County Community College District

District

Snapshot Date: 09/30/2017

Workforce Analysis

Organizational Unit: Office of Exec Asst to Chancel

Job Code	JobTitle	Total		Total								
		EMP	MIN	EMP	W	AA	H	A	NA	PI	2+	
1160	Dir MCTV	1	0	Male	1	1	0	0	0	0	0	0
				Female	0	0	0	0	0	0	0	0
5998	Base Record Non Exempt	1	1	Male	1	0	0	1	0	0	0	0
				Female	0	0	0	0	0	0	0	0
Grand Total #		2	1	Male #	2	1	0	1	0	0	0	0
Grand Total %			50.0	Male %	100.0	50.0	0.0	50.0	0.0	0.0	0.0	0.0
				Female #	0	0	0	0	0	0	0	0
				Female%	0.0	0.0	0.0	0.0	0.0	0.0	0.0	0.0

Maricopa County Community College District

District

Snapshot Date: 09/30/2017

Workforce Analysis

Organizational Unit: Office of Provost MCC Extended

Job Code	JobTitle	Total		Total								
		EMP	MIN	EMP	W	AA	H	A	NA	PI	2+	
9025	Coord Partnership Program	1	1	Male	0	0	0	0	0	0	0	0
				Female	1	0	0	1	0	0	0	0
9671	Office Coord II	1	0	Male	0	0	0	0	0	0	0	0
				Female	1	1	0	0	0	0	0	0
Grand Total #		2	1	Male #	0	0	0	0	0	0	0	0
Grand Total %			50.0	Male %	0.0	0.0	0.0	0.0	0.0	0.0	0.0	0.0
				Female #	2	1	0	1	0	0	0	0
				Female%	100.0	50.0	0.0	50.0	0.0	0.0	0.0	0.0

Maricopa County Community College District

District

Snapshot Date: 09/30/2017

Workforce Analysis

Organizational Unit: Office of the Chancellor

Job Code	JobTitle	Total		Total								
		EMP	MIN	EMP	W	AA	H	A	NA	PI	2+	
10	Chancellor	1	1	Male	0	0	0	0	0	0	0	0
				Female	1	0	0	1	0	0	0	0
106	VC Business Svcs	1	0	Male	0	0	0	0	0	0	0	0
				Female	1	1	0	0	0	0	0	0
40	VC Human Resources	1	1	Male	0	0	0	0	0	0	0	0
				Female	1	0	1	0	0	0	0	0
45	VC Information Tech	1	0	Male	1	1	0	0	0	0	0	0
				Female	0	0	0	0	0	0	0	0
5998	Base Record Non Exempt	1	1	Male	1	0	0	1	0	0	0	0
				Female	0	0	0	0	0	0	0	0
Grand Total #		5	3	Male #	2	1	0	1	0	0	0	0
Grand Total %			60.0	Male %	40.0	20.0	0.0	20.0	0.0	0.0	0.0	0.0
				Female #	3	1	1	1	0	0	0	0
				Female%	60.0	20.0	20.0	20.0	0.0	0.0	0.0	0.0

Maricopa County Community College District

District

Snapshot Date: 09/30/2017

Workforce Analysis

Organizational Unit: Office of the CIO-ERP Dev Supp

Job Code	JobTitle	Total		Total								
		EMP	MIN	EMP	W	AA	H	A	NA	PI	2+	
470	Asst Dir Strategic Info Tech	2	1	Male	1	0	0	0	1	0	0	0
				Female	1	1	0	0	0	0	0	
5998	Base Record Non Exempt	1	0	Male	0	0	0	0	0	0	0	0
				Female	1	1	0	0	0	0	0	0
Grand Total #		3	1	Male #	1	0	0	0	1	0	0	0
Grand Total %			33.3	Male %	33.3	0.0	0.0	0.0	33.3	0.0	0.0	0.0
				Female #	2	2	0	0	0	0	0	0
				Female%	66.7	66.7	0.0	0.0	0.0	0.0	0.0	0.0

Maricopa County Community College District

District

Snapshot Date: 09/30/2017

Workforce Analysis

Organizational Unit: Office of the CIO-InfrastrucOps

Job Code	JobTitle	Total		Total								
		EMP	MIN	EMP	W	AA	H	A	NA	PI	2+	
470	Asst Dir Strategic Info Tech	1	0	Male	1	1	0	0	0	0	0	0
				Female	0	0	0	0	0	0	0	0
5998	Base Record Non Exempt	1	0	Male	0	0	0	0	0	0	0	0
				Female	1	1	0	0	0	0	0	0
Grand Total #		2	0	Male #	1	1	0	0	0	0	0	0
Grand Total %			0.0	Male %	50.0	50.0	0.0	0.0	0.0	0.0	0.0	0.0
				Female #	1	1	0	0	0	0	0	0
				Female%	50.0	50.0	0.0	0.0	0.0	0.0	0.0	0.0

Maricopa County Community College District

District

Snapshot Date: 09/30/2017

Workforce Analysis

Organizational Unit: Office of the CISO Info Secur

Job Code	JobTitle	Total		Total								
		EMP	MIN	EMP	W	AA	H	A	NA	PI	2+	
5998	Base Record Non Exempt	1	0	Male	1	1	0	0	0	0	0	0
				Female	0	0	0	0	0	0	0	0
782	Dir IT Security Planning	2	0	Male	2	2	0	0	0	0	0	0
				Female	0	0	0	0	0	0	0	0
Grand Total #		3	0	Male #	3	3	0	0	0	0	0	0
Grand Total %			0.0	Male %	100.0	100.0	0.0	0.0	0.0	0.0	0.0	0.0
				Female #	0	0	0	0	0	0	0	0
				Female%	0.0	0.0	0.0	0.0	0.0	0.0	0.0	0.0

Maricopa County Community College District

District

Snapshot Date: 09/30/2017

Workforce Analysis

Organizational Unit: Office Of The President Corp

Job Code	JobTitle	Total		Total								
		EMP	MIN	EMP	W	AA	H	A	NA	PI	2+	
112	Dir Sales Mktg Public Rel	1	0	Male	0	0	0	0	0	0	0	0
				Female	1	1	0	0	0	0	0	0
Grand Total #		1	0	Male #	0	0	0	0	0	0	0	0
Grand Total %			0.0	Male %	0.0	0.0	0.0	0.0	0.0	0.0	0.0	0.0
				Female #	1	1	0	0	0	0	0	0
				Female%	100.0	100.0	0.0	0.0	0.0	0.0	0.0	0.0

Maricopa County Community College District

District

Snapshot Date: 09/30/2017

Workforce Analysis

Organizational Unit: Office of the President MCCC Foundation

Job Code	JobTitle	Total		Total								
		EMP	MIN	EMP	W	AA	H	A	NA	PI	2+	
35	Pres & CEO MCCC Foundation	1	0	Male	0	0	0	0	0	0	0	0
				Female	1	1	0	0	0	0	0	0
Grand Total #		1	0	Male #	0	0	0	0	0	0	0	
Grand Total %			0.0	Male %	0.0	0.0	0.0	0.0	0.0	0.0	0.0	
				Female #	1	1	0	0	0	0	0	
				Female%	100.0	100.0	0.0	0.0	0.0	0.0	0.0	

Maricopa County Community College District

District

Snapshot Date: 09/30/2017

Workforce Analysis

Organizational Unit: Office of the VC-ITS

Job Code	JobTitle	Total		Total								
		EMP	MIN	EMP	W	AA	H	A	NA	PI	2+	
1010	Project Coord	1	0	Male	0	0	0	0	0	0	0	0
				Female	1	1	0	0	0	0	0	0
107	Assoc VC Information Tech	3	2	Male	3	1	1	1	0	0	0	0
				Female	0	0	0	0	0	0	0	0
1312	College Budget Analyst	1	0	Male	0	0	0	0	0	0	0	0
				Female	1	1	0	0	0	0	0	0
470	Asst Dir Strategic Info Tech	3	1	Male	1	1	0	0	0	0	0	0
				Female	2	1	0	0	1	0	0	0
5998	Base Record Non Exempt	1	1	Male	0	0	0	0	0	0	0	0
				Female	1	0	0	1	0	0	0	0
Grand Total #		9	4	Male #	4	2	1	1	0	0	0	0
Grand Total %			44.4	Male %	44.4	22.2	11.1	11.1	0.0	0.0	0.0	0.0
				Female #	5	3	0	1	1	0	0	0
				Female%	55.6	33.3	0.0	11.1	11.1	0.0	0.0	0.0

Maricopa County Community College District

District

Snapshot Date: 09/30/2017

Workforce Analysis

Organizational Unit: Operation

Job Code	JobTitle	Total		Total								
		EMP	MIN	EMP	W	AA	H	A	NA	PI	2+	
1108	Systems Admin I	2	0	Male	2	2	0	0	0	0	0	0
				Female	0	0	0	0	0	0	0	0
1211	Systems Admin II	2	0	Male	1	1	0	0	0	0	0	0
				Female	1	1	0	0	0	0	0	0
1375	Programmer Analyst I	2	1	Male	1	1	0	0	0	0	0	0
				Female	1	0	1	0	0	0	0	0
5998	Base Record Non Exempt	1	1	Male	1	0	0	1	0	0	0	0
				Female	0	0	0	0	0	0	0	0
Grand Total #		7	2	Male #	5	4	0	1	0	0	0	0
Grand Total %			28.6	Male %	71.4	57.1	0.0	14.3	0.0	0.0	0.0	0.0
				Female #	2	1	1	0	0	0	0	0
				Female%	28.6	14.3	14.3	0.0	0.0	0.0	0.0	0.0

Maricopa County Community College District

District

Snapshot Date: 09/30/2017

Workforce Analysis

Organizational Unit: Operations Support

Job Code	JobTitle	Total		Total								
		EMP	MIN	EMP	W	AA	H	A	NA	PI	2+	
4571	Apprentice Carpenter	1	1	Male	1	0	0	1	0	0	0	0
				Female	0	0	0	0	0	0	0	0
		Grand Total #	1	1	Male #	1	0	0	1	0	0	0
		Grand Total %		100.0	Male %	100.0	0.0	0.0	100.0	0.0	0.0	0.0
					Female #	0	0	0	0	0	0	0
					Female%	0.0	0.0	0.0	0.0	0.0	0.0	0.0

Maricopa County Community College District

District

Snapshot Date: 09/30/2017

Workforce Analysis

Organizational Unit: Outreach Center Staff

Job Code	JobTitle	Total		Total									
		EMP	MIN	EMP	W	AA	H	A	NA	PI	2+		
886	Coord Enrollment Svcs	1	1	Male	0	0	0	0	0	0	0	0	0
				Female	1	0	0	1	0	0	0	0	0
		Grand Total #	1	Male #	0	0	0	0	0	0	0	0	0
		Grand Total %	100.0	Male %	0.0	0.0	0.0	0.0	0.0	0.0	0.0	0.0	0.0
				Female #	1	0	0	1	0	0	0	0	0
				Female%	100.0	0.0	0.0	100.0	0.0	0.0	0.0	0.0	0.0

Maricopa County Community College District

District

Snapshot Date: 09/30/2017

Workforce Analysis

Organizational Unit: Payroll

Job Code	JobTitle	Total		Total								
		EMP	MIN	EMP	W	AA	H	A	NA	PI	2+	
2761	Payroll Spec	3	1	Male	0	0	0	0	0	0	0	0
				Female	3	2	0	1	0	0	0	0
2762	Time Labor Payroll Analyst	1	1	Male	0	0	0	0	0	0	0	0
				Female	1	0	0	1	0	0	0	0
5998	Base Record Non Exempt	1	0	Male	1	1	0	0	0	0	0	0
				Female	0	0	0	0	0	0	0	0
840	Payroll Mgr	1	0	Male	0	0	0	0	0	0	0	0
				Female	1	1	0	0	0	0	0	0
Grand Total #		6	2	Male #	1	1	0	0	0	0	0	0
Grand Total %			33.3	Male %	16.7	16.7	0.0	0.0	0.0	0.0	0.0	0.0
				Female #	5	3	0	2	0	0	0	0
				Female%	83.3	50.0	0.0	33.3	0.0	0.0	0.0	0.0

Maricopa County Community College District

District

Snapshot Date: 09/30/2017

Workforce Analysis

Organizational Unit: PMO-BA's

Job Code	JobTitle	Total		Total									
		EMP	MIN	EMP	W	AA	H	A	NA	PI	2+		
5998	Base Record Non Exempt	1	0	Male	1	1	0	0	0	0	0	0	0
				Female	0	0	0	0	0	0	0	0	0
850	Business Systems Analyst	1	0	Male	0	0	0	0	0	0	0	0	0
				Female	1	1	0	0	0	0	0	0	0
Grand Total #		2	0	Male #	1	1	0	0	0	0	0	0	
Grand Total %			0.0	Male %	50.0	50.0	0.0	0.0	0.0	0.0	0.0	0.0	
				Female #	1	1	0	0	0	0	0	0	
				Female%	50.0	50.0	0.0	0.0	0.0	0.0	0.0	0.0	

Maricopa County Community College District

District

Snapshot Date: 09/30/2017

Workforce Analysis

Organizational Unit: PMO-Business Analysts

Job Code	JobTitle	Total		Total									
		EMP	MIN	EMP	W	AA	H	A	NA	PI	2+		
1355	Tech Trainer	1	1	Male	1	0	1	0	0	0	0	0	0
				Female	0	0	0	0	0	0	0	0	0
5998	Base Record Non Exempt	1	0	Male	1	1	0	0	0	0	0	0	0
				Female	0	0	0	0	0	0	0	0	0
Grand Total #		2	1	Male #	2	1	1	0	0	0	0	0	0
Grand Total %			50.0	Male %	100.0	50.0	50.0	0.0	0.0	0.0	0.0	0.0	0.0
				Female #	0	0	0	0	0	0	0	0	0
				Female%	0.0	0.0	0.0	0.0	0.0	0.0	0.0	0.0	0.0

Maricopa County Community College District

District

Snapshot Date: 09/30/2017

Workforce Analysis

Organizational Unit: PMO-Project Managers

Job Code	JobTitle	Total		Total									
		EMP	MIN	EMP	W	AA	H	A	NA	PI	2+		
1010	Project Coord	1	0	Male	1	1	0	0	0	0	0	0	0
				Female	0	0	0	0	0	0	0	0	0
472	Coord Strategic Systems	1	0	Male	1	1	0	0	0	0	0	0	0
				Female	0	0	0	0	0	0	0	0	0
5998	Base Record Non Exempt	1	1	Male	0	0	0	0	0	0	0	0	0
				Female	1	0	1	0	0	0	0	0	0
Grand Total #		3	1	Male #	2	2	0	0	0	0	0	0	0
Grand Total %			33.3	Male %	66.7	66.7	0.0	0.0	0.0	0.0	0.0	0.0	0.0
				Female #	1	0	1	0	0	0	0	0	0
				Female%	33.3	0.0	33.3	0.0	0.0	0.0	0.0	0.0	0.0

Maricopa County Community College District

District

Snapshot Date: 09/30/2017

Workforce Analysis

Organizational Unit: Procurement Tech Assist Ctr

Job Code	JobTitle	Total		Total								
		EMP	MIN	EMP	W	AA	H	A	NA	PI	2+	
5998	Base Record Non Exempt	1	1	Male	0	0	0	0	0	0	0	0
				Female	1	0	0	1	0	0	0	0
9031	Small Business Ctr Coord	1	1	Male	0	0	0	0	0	0	0	0
				Female	1	0	0	0	0	1	0	0
9035	Small Business Spec Prog Coord	1	0	Male	1	1	0	0	0	0	0	0
				Female	0	0	0	0	0	0	0	0
9704	Mgr Small Business Develop Ctr	1	1	Male	1	0	0	1	0	0	0	0
				Female	0	0	0	0	0	0	0	0
Grand Total #		4	3	Male #	2	1	0	1	0	0	0	0
Grand Total %			75.0	Male %	50.0	25.0	0.0	25.0	0.0	0.0	0.0	0.0
				Female #	2	0	0	1	0	1	0	0
				Female%	50.0	0.0	0.0	25.0	0.0	25.0	0.0	0.0

Maricopa County Community College District

District

Snapshot Date: 09/30/2017

Workforce Analysis

Organizational Unit: Project Coordinator-Payroll

Job Code	JobTitle	Total		Total									
		EMP	MIN	EMP	W	AA	H	A	NA	PI	2+		
5998	Base Record Non Exempt	1	0	Male	1	1	0	0	0	0	0	0	0
				Female	0	0	0	0	0	0	0	0	0
		Grand Total #	0	Male #	1	1	0	0	0	0	0	0	0
		Grand Total %	0.0	Male %	100.0	100.0	0.0	0.0	0.0	0.0	0.0	0.0	0.0
				Female #	0	0	0	0	0	0	0	0	0
				Female%	0.0	0.0	0.0	0.0	0.0	0.0	0.0	0.0	0.0

Maricopa County Community College District

District

Snapshot Date: 09/30/2017

Workforce Analysis

Organizational Unit: Public Affairs

Job Code	JobTitle	Total		Total								
		EMP	MIN	EMP	W	AA	H	A	NA	PI	2+	
149	Dir Community Partnership Prog	1	1	Male	0	0	0	0	0	0	0	0
				Female	1	0	0	1	0	0	0	0
184	Coord District Support Svc	1	0	Male	0	0	0	0	0	0	0	0
				Female	1	1	0	0	0	0	0	0
5998	Base Record Non Exempt	1	1	Male	1	0	0	1	0	0	0	0
				Female	0	0	0	0	0	0	0	0
Grand Total #		3	2	Male #	1	0	0	1	0	0	0	0
Grand Total %			66.7	Male %	33.3	0.0	0.0	33.3	0.0	0.0	0.0	0.0
				Female #	2	1	0	1	0	0	0	0
				Female%	66.7	33.3	0.0	33.3	0.0	0.0	0.0	0.0

Maricopa County Community College District

District

Snapshot Date: 09/30/2017

Workforce Analysis

Organizational Unit: Public Service

Job Code	JobTitle	Total		Total								
		EMP	MIN	EMP	W	AA	H	A	NA	PI	2+	
8153	Assoc General Mgr	1	0	Male	1	1	0	0	0	0	0	0
				Female	0	0	0	0	0	0	0	0
Grand Total #		1	0	Male #	1	1	0	0	0	0	0	0
Grand Total %			0.0	Male %	100.0	100.0	0.0	0.0	0.0	0.0	0.0	0.0
				Female #	0	0	0	0	0	0	0	0
				Female%	0.0	0.0	0.0	0.0	0.0	0.0	0.0	0.0

Maricopa County Community College District

District

Snapshot Date: 09/30/2017

Workforce Analysis

Organizational Unit: Purchasing

Job Code	JobTitle	Total		Total									
		EMP	MIN	EMP	W	AA	H	A	NA	PI	2+		
1313	Buyer III	6	4	Male	5	2	0	1	2	0	0	0	
				Female	1	0	0	1	0	0	0		
3181	Purchasing Tech II	1	0	Male	0	0	0	0	0	0	0		
				Female	1	1	0	0	0	0	0		
5998	Base Record Non Exempt	1	1	Male	1	0	0	1	0	0	0		
				Female	0	0	0	0	0	0	0		
Grand Total #		8	5	Male #	6	2	0	2	2	0	0		
Grand Total %			62.5	Male %	75.0	25.0	0.0	25.0	25.0	0.0	0.0		
				Female #	2	1	0	1	0	0	0		
				Female%	25.0	12.5	0.0	12.5	0.0	0.0	0.0		

Maricopa County Community College District

District

Snapshot Date: 09/30/2017

Workforce Analysis

Organizational Unit: Reporting

Job Code	JobTitle	Total		Total								
		EMP	MIN	EMP	W	AA	H	A	NA	PI	2+	
136	Accountant II	3	2	Male	2	1	0	0	1	0	0	0
				Female	1	0	0	1	0	0	0	
5998	Base Record Non Exempt	1	1	Male	0	0	0	0	0	0	0	0
				Female	1	0	0	1	0	0	0	0
Grand Total #		4	3	Male #	2	1	0	0	1	0	0	0
Grand Total %			75.0	Male %	50.0	25.0	0.0	0.0	25.0	0.0	0.0	0.0
				Female #	2	0	0	2	0	0	0	0
				Female%	50.0	0.0	0.0	50.0	0.0	0.0	0.0	0.0

Maricopa County Community College District

District

Snapshot Date: 09/30/2017

Workforce Analysis

Organizational Unit: Resource Development Ops

Job Code	JobTitle	Total		Total								
		EMP	MIN	EMP	W	AA	H	A	NA	PI	2+	
1305	Admin Asst II	1	0	Male	0	0	0	0	0	0	0	0
				Female	1	1	0	0	0	0	0	0
137	Sr Accountant	1	0	Male	0	0	0	0	0	0	0	0
				Female	1	1	0	0	0	0	0	0
2305	Admin Asst I	1	0	Male	0	0	0	0	0	0	0	0
				Female	1	1	0	0	0	0	0	0
2705	Accounting Asst	1	1	Male	0	0	0	0	0	0	0	0
				Female	1	0	1	0	0	0	0	0
5998	Base Record Non Exempt	1	0	Male	1	1	0	0	0	0	0	0
				Female	0	0	0	0	0	0	0	0
803	Grants Development Spec	1	0	Male	0	0	0	0	0	0	0	0
				Female	1	1	0	0	0	0	0	0
817	Database Analyst II	1	0	Male	1	1	0	0	0	0	0	0
				Female	0	0	0	0	0	0	0	0
Grand Total #		7	1	Male #	2	2	0	0	0	0	0	0
Grand Total %			14.3	Male %	28.6	28.6	0.0	0.0	0.0	0.0	0.0	0.0
				Female #	5	4	1	0	0	0	0	0
				Female%	71.4	57.1	14.3	0.0	0.0	0.0	0.0	0.0

Maricopa County Community College District

District

Snapshot Date: 09/30/2017

Workforce Analysis

Organizational Unit: Risk Management

Job Code	JobTitle	Total		Total								
		EMP	MIN	EMP	W	AA	H	A	NA	PI	2+	
2305	Admin Asst I	1	0	Male	0	0	0	0	0	0	0	0
				Female	1	1	0	0	0	0	0	0
318	Claims Mgr	1	0	Male	0	0	0	0	0	0	0	0
				Female	1	1	0	0	0	0	0	0
5998	Base Record Non Exempt	1	1	Male	0	0	0	0	0	0	0	0
				Female	1	0	0	1	0	0	0	0
618	Dist Occ Health Safety Mgr	1	1	Male	1	0	1	0	0	0	0	0
				Female	0	0	0	0	0	0	0	0
Grand Total #		4	2	Male #	1	0	1	0	0	0	0	0
Grand Total %			50.0	Male %	25.0	0.0	25.0	0.0	0.0	0.0	0.0	0.0
				Female #	3	2	0	1	0	0	0	0
				Female%	75.0	50.0	0.0	25.0	0.0	0.0	0.0	0.0

Maricopa County Community College District

District

Snapshot Date: 09/30/2017

Workforce Analysis

Organizational Unit: RPTG-Reconciliation Team

Job Code	JobTitle	Total		Total								
		EMP	MIN	EMP	W	AA	H	A	NA	PI	2+	
2325	Fiscal Tech II	1	0	Male	0	0	0	0	0	0	0	0
				Female	1	1	0	0	0	0	0	0
5998	Base Record Non Exempt	1	1	Male	0	0	0	0	0	0	0	0
				Female	1	0	0	1	0	0	0	0
Grand Total #		2	1	Male #	0	0	0	0	0	0	0	0
Grand Total %			50.0	Male %	0.0	0.0	0.0	0.0	0.0	0.0	0.0	0.0
				Female #	2	1	0	1	0	0	0	0
				Female%	100.0	50.0	0.0	50.0	0.0	0.0	0.0	0.0

Maricopa County Community College District

District

Snapshot Date: 09/30/2017

Workforce Analysis

Organizational Unit: SA Senior Management

Job Code	JobTitle	Total		Total								
		EMP	MIN	EMP	W	AA	H	A	NA	PI	2+	
403	Dean	1	0	Male	1	1	0	0	0	0	0	0
				Female	0	0	0	0	0	0	0	0
Grand Total #		1	0	Male #	1	1	0	0	0	0	0	
Grand Total %			0.0	Male %	100.0	100.0	0.0	0.0	0.0	0.0	0.0	
				Female #	0	0	0	0	0	0	0	
				Female%	0.0	0.0	0.0	0.0	0.0	0.0	0.0	

Maricopa County Community College District

District

Snapshot Date: 09/30/2017

Workforce Analysis

Organizational Unit: Sales

Job Code	JobTitle	Total		Total								
		EMP	MIN	EMP	W	AA	H	A	NA	PI	2+	
1458	Coord Student Svcs	1	0	Male	0	0	0	0	0	0	0	0
				Female	1	1	0	0	0	0	0	0
820	Sales Mgr Mar Corp College	2	1	Male	1	0	0	1	0	0	0	0
				Female	1	1	0	0	0	0	0	0
Grand Total #		3	1	Male #	1	0	0	1	0	0	0	0
Grand Total %			33.3	Male %	33.3	0.0	0.0	33.3	0.0	0.0	0.0	0.0
				Female #	2	2	0	0	0	0	0	0
				Female%	66.7	66.7	0.0	0.0	0.0	0.0	0.0	0.0

Maricopa County Community College District

District

Snapshot Date: 09/30/2017

Workforce Analysis

Organizational Unit: SFRP MGR

Job Code	JobTitle	Total		Total								
		EMP	MIN	EMP	W	AA	H	A	NA	PI	2+	
2325	Fiscal Tech II	2	1	Male	0	0	0	0	0	0	0	0
				Female	2	1	0	1	0	0	0	
2950	Fiscal Tech I	1	1	Male	0	0	0	0	0	0	0	
				Female	1	0	0	0	1	0	0	
5998	Base Record Non Exempt	1	1	Male	1	0	0	0	0	0	1	
				Female	0	0	0	0	0	0	0	
Grand Total #		4	3	Male #	1	0	0	0	0	0	1	
Grand Total %			75.0	Male %	25.0	0.0	0.0	0.0	0.0	0.0	25.0	
				Female #	3	1	0	1	1	0	0	
				Female%	75.0	25.0	0.0	25.0	25.0	0.0	0.0	

Maricopa County Community College District

District

Snapshot Date: 09/30/2017

Workforce Analysis

Organizational Unit: Small Business Dev Ctr

Job Code	JobTitle	Total		Total									
		EMP	MIN	EMP	W	AA	H	A	NA	PI	2+		
1005	Exec Ctr Dir	1	0	Male	0	0	0	0	0	0	0	0	0
				Female	1	1	0	0	0	0	0	0	0
1305	Admin Asst II	1	1	Male	0	0	0	0	0	0	0	0	0
				Female	1	0	1	0	0	0	0	0	0
5998	Base Record Non Exempt	1	1	Male	0	0	0	0	0	0	0	0	0
				Female	1	0	1	0	0	0	0	0	0
850	Business Systems Analyst	1	0	Male	0	0	0	0	0	0	0	0	0
				Female	1	1	0	0	0	0	0	0	0
9953	Assoc State Dir Perf Op	1	1	Male	0	0	0	0	0	0	0	0	0
				Female	1	0	1	0	0	0	0	0	0
Grand Total #		5	3	Male #	0	0	0	0	0	0	0	0	0
Grand Total %			60.0	Male %	0.0	0.0	0.0	0.0	0.0	0.0	0.0	0.0	0.0
				Female #	5	2	3	0	0	0	0	0	0
				Female%	100.0	40.0	60.0	0.0	0.0	0.0	0.0	0.0	0.0

Maricopa County Community College District

District

Snapshot Date: 09/30/2017

Workforce Analysis

Organizational Unit: Solutions

Job Code	JobTitle	Total		Total									
		EMP	MIN	EMP	W	AA	H	A	NA	PI	2+		
1010	Project Coord	1	0	Male	1	1	0	0	0	0	0	0	0
				Female	0	0	0	0	0	0	0	0	0
853	Solutions Mgr Mar Corp College	2	1	Male	0	0	0	0	0	0	0	0	0
				Female	2	1	0	0	1	0	0	0	0
Grand Total #		3	1	Male #	1	1	0	0	0	0	0	0	0
Grand Total %			33.3	Male %	33.3	33.3	0.0	0.0	0.0	0.0	0.0	0.0	0.0
				Female #	2	1	0	0	1	0	0	0	0
				Female%	66.7	33.3	0.0	0.0	33.3	0.0	0.0	0.0	0.0

Maricopa County Community College District

District

Snapshot Date: 09/30/2017

Workforce Analysis

Organizational Unit: Strategic Business Operations

Job Code	JobTitle	Total		Total									
		EMP	MIN	EMP	W	AA	H	A	NA	PI	2+		
1201	Dir Facility Aux Operations	1	1	Male	1	0	1	0	0	0	0	0	0
				Female	0	0	0	0	0	0	0	0	0
5998	Base Record Non Exempt	1	1	Male	1	0	0	0	1	0	0	0	0
				Female	0	0	0	0	0	0	0	0	0
Grand Total #		2	2	Male #	2	0	1	0	1	0	0	0	0
Grand Total %			100.0	Male %	100.0	0.0	50.0	0.0	50.0	0.0	0.0	0.0	0.0
				Female #	0	0	0	0	0	0	0	0	0
				Female%	0.0	0.0	0.0	0.0	0.0	0.0	0.0	0.0	0.0

Maricopa County Community College District

District

Snapshot Date: 09/30/2017

Workforce Analysis

Organizational Unit: Strategic Staffing Team 3

Job Code	JobTitle	Total		Total								
		EMP	MIN	EMP	W	AA	H	A	NA	PI	2+	
2581	Sr Human Resources Analyst	2	0	Male	0	0	0	0	0	0	0	0
				Female	2	2	0	0	0	0	0	
5998	Base Record Non Exempt	1	1	Male	0	0	0	0	0	0	0	
				Female	1	0	0	1	0	0	0	
Grand Total #		3	1	Male #	0	0	0	0	0	0	0	
Grand Total %			33.3	Male %	0.0	0.0	0.0	0.0	0.0	0.0	0.0	
				Female #	3	2	0	1	0	0	0	
				Female%	100.0	66.7	0.0	33.3	0.0	0.0	0.0	

Maricopa County Community College District

District

Snapshot Date: 09/30/2017

Workforce Analysis

Organizational Unit: Student Affairs

Job Code	JobTitle	Total		Total								
		EMP	MIN	EMP	W	AA	H	A	NA	PI	2+	
1010	Project Coord	1	1	Male	0	0	0	0	0	0	0	0
				Female	1	0	0	1	0	0	0	0
1305	Admin Asst II	1	0	Male	0	0	0	0	0	0	0	0
				Female	1	1	0	0	0	0	0	0
225	Dist Dir Student Affairs	1	1	Male	1	0	0	1	0	0	0	0
				Female	0	0	0	0	0	0	0	0
445	Assoc Dean	1	1	Male	1	0	0	1	0	0	0	0
				Female	0	0	0	0	0	0	0	0
470	Asst Dir Strategic Info Tech	1	1	Male	0	0	0	0	0	0	0	0
				Female	1	0	0	1	0	0	0	0
5998	Base Record Non Exempt	1	0	Male	0	0	0	0	0	0	0	0
				Female	1	1	0	0	0	0	0	0
Grand Total #		6	4	Male #	2	0	0	2	0	0	0	0
Grand Total %			66.7	Male %	33.3	0.0	0.0	33.3	0.0	0.0	0.0	0.0
				Female #	4	2	0	2	0	0	0	0
				Female%	66.7	33.3	0.0	33.3	0.0	0.0	0.0	0.0

Maricopa County Community College District

District

Snapshot Date: 09/30/2017

Workforce Analysis

Organizational Unit: Student Financial Services

Job Code	JobTitle	Total		Total								
		EMP	MIN	EMP	W	AA	H	A	NA	PI	2+	
2705	Accounting Asst	2	1	Male	0	0	0	0	0	0	0	0
				Female	2	1	0	1	0	0	0	0
5998	Base Record Non Exempt	4	1	Male	1	1	0	0	0	0	0	0
				Female	3	2	0	1	0	0	0	0
Grand Total #		6	2	Male #	1	1	0	0	0	0	0	0
Grand Total %			33.3	Male %	16.7	16.7	0.0	0.0	0.0	0.0	0.0	0.0
				Female #	5	3	0	2	0	0	0	0
				Female%	83.3	50.0	0.0	33.3	0.0	0.0	0.0	0.0

Maricopa County Community College District

District

Snapshot Date: 09/30/2017

Workforce Analysis

Organizational Unit: Student Information Systems

Job Code	Job Title	Total		Total								
		EMP	MIN	EMP	W	AA	H	A	NA	PI	2+	
1010	Project Coord	1	1	Male	0	0	0	0	0	0	0	0
				Female	1	0	0	1	0	0	0	0
2710	Catalogue Asst II	1	0	Male	0	0	0	0	0	0	0	0
				Female	1	1	0	0	0	0	0	0
5998	Base Record Non Exempt	1	1	Male	0	0	0	0	0	0	0	0
				Female	1	0	0	1	0	0	0	0
850	Business Systems Analyst	8	5	Male	1	0	0	1	0	0	0	0
				Female	7	3	0	3	1	0	0	0
Grand Total #		11	7	Male #	1	0	0	1	0	0	0	0
Grand Total %			63.6	Male %	9.1	0.0	0.0	9.1	0.0	0.0	0.0	0.0
				Female #	10	4	0	5	1	0	0	0
				Female%	90.9	36.4	0.0	45.5	9.1	0.0	0.0	0.0

Maricopa County Community College District

District

Snapshot Date: 09/30/2017

Workforce Analysis

Organizational Unit: Student Loan Services

Job Code	JobTitle	Total		Total								
		EMP	MIN	EMP	W	AA	H	A	NA	PI	2+	
5998	Base Record Non Exempt	1	0	Male	0	0	0	0	0	0	0	0
				Female	1	1	0	0	0	0	0	0
Grand Total #		1	0	Male #	0	0	0	0	0	0	0	
Grand Total %			0.0	Male %	0.0	0.0	0.0	0.0	0.0	0.0	0.0	
				Female #	1	1	0	0	0	0	0	
				Female%	100.0	100.0	0.0	0.0	0.0	0.0	0.0	

Maricopa County Community College District

District

Snapshot Date: 09/30/2017

Workforce Analysis

Organizational Unit: Student Success Programs

Job Code	JobTitle	Total		Total								
		EMP	MIN	EMP	W	AA	H	A	NA	PI	2+	
146	Dir Early Outreach Prog	2	2	Male	0	0	0	0	0	0	0	0
				Female	2	0	0	1	0	1	0	0
2305	Admin Asst I	2	0	Male	0	0	0	0	0	0	0	0
				Female	2	2	0	0	0	0	0	0
5998	Base Record Non Exempt	1	1	Male	1	0	1	0	0	0	0	0
				Female	0	0	0	0	0	0	0	0
Grand Total #		5	3	Male #	1	0	1	0	0	0	0	0
Grand Total %			60.0	Male %	20.0	0.0	20.0	0.0	0.0	0.0	0.0	0.0
				Female #	4	2	0	1	0	1	0	0
				Female%	80.0	40.0	0.0	20.0	0.0	20.0	0.0	0.0

Maricopa County Community College District

District

Snapshot Date: 09/30/2017

Workforce Analysis

Organizational Unit: Sun Sounds

Job Code	JobTitle	Total		Total								
		EMP	MIN	EMP	W	AA	H	A	NA	PI	2+	
9618	Station Mgr Sun Sounds	2	1	Male	1	1	0	0	0	0	0	0
				Female	1	0	0	0	0	0	1	0
Grand Total #		2	1	Male #	1	1	0	0	0	0	0	0
Grand Total %			50.0	Male %	50.0	50.0	0.0	0.0	0.0	0.0	0.0	0.0
				Female #	1	0	0	0	0	0	1	0
				Female%	50.0	0.0	0.0	0.0	0.0	0.0	50.0	0.0

Maricopa County Community College District

District

Snapshot Date: 09/30/2017

Workforce Analysis

Organizational Unit: Sustainability

Job Code	JobTitle	Total		Total								
		EMP	MIN	EMP	W	AA	H	A	NA	PI	2+	
5998	Base Record Non Exempt	1	0	Male	1	1	0	0	0	0	0	0
				Female	0	0	0	0	0	0	0	0
Grand Total #		1	0	Male #	1	1	0	0	0	0	0	0
Grand Total %			0.0	Male %	100.0	100.0	0.0	0.0	0.0	0.0	0.0	0.0
				Female #	0	0	0	0	0	0	0	0
				Female%	0.0	0.0	0.0	0.0	0.0	0.0	0.0	0.0

Maricopa County Community College District

District

Snapshot Date: 09/30/2017

Workforce Analysis

Organizational Unit: Systems

Job Code	JobTitle	Total		Total								
		EMP	MIN	EMP	W	AA	H	A	NA	PI	2+	
1010	Project Coord	1	0	Male	0	0	0	0	0	0	0	0
				Female	1	1	0	0	0	0	0	0
1121	Systems Application Analyst	1	0	Male	0	0	0	0	0	0	0	0
				Female	1	1	0	0	0	0	0	0
5998	Base Record Non Exempt	1	1	Male	1	0	0	1	0	0	0	0
				Female	0	0	0	0	0	0	0	0
Grand Total #		3	1	Male #	1	0	0	1	0	0	0	0
Grand Total %			33.3	Male %	33.3	0.0	0.0	33.3	0.0	0.0	0.0	0.0
				Female #	2	2	0	0	0	0	0	0
				Female%	66.7	66.7	0.0	0.0	0.0	0.0	0.0	0.0

Maricopa County Community College District

District

Snapshot Date: 09/30/2017

Workforce Analysis

Organizational Unit: Telecommunications

Job Code	JobTitle	Total		Total								
		EMP	MIN	EMP	W	AA	H	A	NA	PI	2+	
1425	Telecommunications Tech	1	0	Male	0	0	0	0	0	0	0	0
				Female	1	1	0	0	0	0	0	0
5998	Base Record Non Exempt	1	0	Male	0	0	0	0	0	0	0	0
				Female	1	1	0	0	0	0	0	0
Grand Total #		2	0	Male #	0	0	0	0	0	0	0	0
Grand Total %			0.0	Male %	0.0	0.0	0.0	0.0	0.0	0.0	0.0	0.0
				Female #	2	2	0	0	0	0	0	0
				Female%	100.0	100.0	0.0	0.0	0.0	0.0	0.0	0.0

Maricopa County Community College District

District

Snapshot Date: 09/30/2017

Workforce Analysis

Organizational Unit: Training Services

Job Code	JobTitle	Total		Total								
		EMP	MIN	EMP	W	AA	H	A	NA	PI	2+	
1081	Coord Tech Develop Training	1	0	Male	1	1	0	0	0	0	0	0
				Female	0	0	0	0	0	0	0	
5998	Base Record Non Exempt	1	1	Male	0	0	0	0	0	0	0	
				Female	1	0	0	0	0	1	0	
Grand Total #		2	1	Male #	1	1	0	0	0	0	0	
Grand Total %			50.0	Male %	50.0	50.0	0.0	0.0	0.0	0.0	0.0	
				Female #	1	0	0	0	0	1	0	
				Female%	50.0	0.0	0.0	0.0	0.0	50.0	0.0	

Maricopa County Community College District

District

Snapshot Date: 09/30/2017

Workforce Analysis

Organizational Unit: Treasury

Job Code	JobTitle	Total		Total								
		EMP	MIN	EMP	W	AA	H	A	NA	PI	2+	
1300	Accountant I	1	1	Male	0	0	0	0	0	0	0	0
				Female	1	0	0	0	1	0	0	0
136	Accountant II	1	0	Male	0	0	0	0	0	0	0	0
				Female	1	1	0	0	0	0	0	0
2325	Fiscal Tech II	1	0	Male	0	0	0	0	0	0	0	0
				Female	1	1	0	0	0	0	0	0
2950	Fiscal Tech I	1	0	Male	0	0	0	0	0	0	0	0
				Female	1	1	0	0	0	0	0	0
5998	Base Record Non Exempt	1	0	Male	0	0	0	0	0	0	0	0
				Female	1	1	0	0	0	0	0	0
Grand Total #		5	1	Male #	0	0	0	0	0	0	0	0
Grand Total %			20.0	Male %	0.0	0.0	0.0	0.0	0.0	0.0	0.0	0.0
				Female #	5	4	0	0	1	0	0	0
				Female%	100.0	80.0	0.0	0.0	20.0	0.0	0.0	0.0

Maricopa County Community College District

District

Snapshot Date: 09/30/2017

Workforce Analysis

Organizational Unit: V.P. Administrative Services

Job Code	JobTitle	Total		Total								
		EMP	MIN	EMP	W	AA	H	A	NA	PI	2+	
2631	Enterprise Applic Designer	1	0	Male	0	0	0	0	0	0	0	0
				Female	1	1	0	0	0	0	0	0
Grand Total #		1	0	Male #	0	0	0	0	0	0	0	0
Grand Total %			0.0	Male %	0.0	0.0	0.0	0.0	0.0	0.0	0.0	0.0
				Female #	1	1	0	0	0	0	0	0
				Female%	100.0	100.0	0.0	0.0	0.0	0.0	0.0	0.0

Maricopa County Community College District

District

Snapshot Date: 09/30/2017

Workforce Analysis

Organizational Unit: VC Business Services

Job Code	JobTitle	Total		Total								
		EMP	MIN	EMP	W	AA	H	A	NA	PI	2+	
102	Assoc VC Capital Plan Spec P	1	0	Male	1	1	0	0	0	0	0	0
				Female	0	0	0	0	0	0	0	0
1104	Dir Internal Audit Mgmt Adv	1	0	Male	1	1	0	0	0	0	0	0
				Female	0	0	0	0	0	0	0	0
1202	Chief Sustainability Dir Dist	1	0	Male	1	1	0	0	0	0	0	0
				Female	0	0	0	0	0	0	0	0
148	Chief Strategy Officer	1	1	Male	0	0	0	0	0	0	0	0
				Female	1	0	0	1	0	0	0	0
184	Coord District Support Svc	1	1	Male	0	0	0	0	0	0	0	0
				Female	1	0	0	1	0	0	0	0
187	Assoc VC Bus Svcs Controller	1	0	Male	0	0	0	0	0	0	0	0
				Female	1	1	0	0	0	0	0	0
4882	Dist Public Safety Chief	1	0	Male	1	1	0	0	0	0	0	0
				Female	0	0	0	0	0	0	0	0
490	Mgr Budget	1	1	Male	0	0	0	0	0	0	0	0
				Female	1	0	0	0	1	0	0	0
5998	Base Record Non Exempt	1	1	Male	1	0	1	0	0	0	0	0
				Female	0	0	0	0	0	0	0	0
Grand Total #		9	4	Male #	5	4	1	0	0	0	0	0
Grand Total %			44.4	Male %	55.6	44.4	11.1	0.0	0.0	0.0	0.0	0.0
				Female #	4	1	0	2	1	0	0	0
				Female%	44.4	11.1	0.0	22.2	11.1	0.0	0.0	0.0

Maricopa County Community College District

District

Snapshot Date: 09/30/2017

Workforce Analysis

Organizational Unit: VC for Academic Affairs

Job Code	JobTitle	Total		Total								
		EMP	MIN	EMP	W	AA	H	A	NA	PI	2+	
5998	Base Record Non Exempt	1	0	Male	0	0	0	0	0	0	0	0
				Female	1	1	0	0	0	0	0	0
Grand Total #		1	0	Male #	0	0	0	0	0	0	0	0
Grand Total %			0.0	Male %	0.0	0.0	0.0	0.0	0.0	0.0	0.0	0.0
				Female #	1	1	0	0	0	0	0	0
				Female%	100.0	100.0	0.0	0.0	0.0	0.0	0.0	0.0

Maricopa County Community College District

District

Snapshot Date: 09/30/2017

Workforce Analysis

Organizational Unit: VC Human Resources

Job Code	JobTitle	Total		Total								
		EMP	MIN	EMP	W	AA	H	A	NA	PI	2+	
1002	Assoc VC HR Solutions Center	1	1	Male	0	0	0	0	0	0	0	0
				Female	1	0	0	0	0	1	0	0
116	Assoc VC Employee Org Dev	1	0	Male	0	0	0	0	0	0	0	0
				Female	1	1	0	0	0	0	0	0
188	Assoc VC Human Resources Admin	1	0	Male	0	0	0	0	0	0	0	0
				Female	1	1	0	0	0	0	0	0
2315	Admin Asst to VC	1	1	Male	0	0	0	0	0	0	0	0
				Female	1	0	1	0	0	0	0	0
4138	Special Asst to VC HR	1	0	Male	0	0	0	0	0	0	0	0
				Female	1	1	0	0	0	0	0	0
445	Assoc Dean	1	1	Male	0	0	0	0	0	0	0	0
				Female	1	0	1	0	0	0	0	0
5998	Base Record Non Exempt	1	1	Male	0	0	0	0	0	0	0	0
				Female	1	0	0	0	1	0	0	0
Grand Total #		7	4	Male #	0	0	0	0	0	0	0	0
Grand Total %			57.1	Male %	0.0	0.0	0.0	0.0	0.0	0.0	0.0	0.0
				Female #	7	3	2	0	1	1	0	0
				Female%	100.0	42.9	28.6	0.0	14.3	14.3	0.0	0.0

Maricopa County Community College District

District

Snapshot Date: 09/30/2017

Workforce Analysis

Organizational Unit: VC Res Develop & Comm Relation

Job Code	JobTitle	Total		Total								
		EMP	MIN	EMP	W	AA	H	A	NA	PI	2+	
445	Assoc Dean	1	1	Male	0	0	0	0	0	0	0	0
				Female	1	0	0	1	0	0	0	0
5998	Base Record Non Exempt	1	1	Male	0	0	0	0	0	0	0	0
				Female	1	0	0	1	0	0	0	0
Grand Total #		2	2	Male #	0	0	0	0	0	0	0	0
Grand Total %			100.0	Male %	0.0	0.0	0.0	0.0	0.0	0.0	0.0	0.0
				Female #	2	0	0	2	0	0	0	0
				Female%	100.0	0.0	0.0	100.0	0.0	0.0	0.0	0.0

Maricopa County Community College District

District

Snapshot Date: 09/30/2017

Workforce Analysis

Organizational Unit: VP Administrative Services

Job Code	JobTitle	Total		Total								
		EMP	MIN	EMP	W	AA	H	A	NA	PI	2+	
107	Assoc VC Information Tech	1	0	Male	1	1	0	0	0	0	0	0
				Female	0	0	0	0	0	0	0	0
Grand Total #		1	0	Male #	1	1	0	0	0	0	0	0
Grand Total %			0.0	Male %	100.0	100.0	0.0	0.0	0.0	0.0	0.0	0.0
				Female #	0	0	0	0	0	0	0	0
				Female%	0.0	0.0	0.0	0.0	0.0	0.0	0.0	0.0

Maricopa County Community College District

District

Snapshot Date: 09/30/2017

Workforce Analysis

Organizational Unit: Workforce Resolution/Complinc

Job Code	JobTitle	Total		Total									
		EMP	MIN	EMP	W	AA	H	A	NA	PI	2+		
5998	Base Record Non Exempt	1	1	Male	1	0	0	0	0	0	1	0	0
				Female	0	0	0	0	0	0	0	0	0
800	Coordinator Employee Relations	2	1	Male	0	0	0	0	0	0	0	0	0
				Female	2	1	0	0	0	0	1	0	0
Grand Total #		3	2	Male #	1	0	0	0	0	0	1	0	0
Grand Total %			66.7	Male %	33.3	0.0	0.0	0.0	0.0	0.0	33.3	0.0	0.0
				Female #	2	1	0	0	0	0	1	0	0
				Female%	66.7	33.3	0.0	0.0	0.0	0.0	33.3	0.0	0.0

Maricopa County Community College District
Estrella Mountain Community College
Workforce Analysis

Snapshot Date: 09/30/2017

Organizational Unit: Academic Advisement

Job Code	JobTitle	Total		Total								
		EMP	MIN	EMP	W	AA	H	A	NA	PI	2+	
1457	Student Svcs Spec	11	7	Male	1	0	0	1	0	0	0	0
				Female	10	4	1	5	0	0	0	
1458	Coord Student Svcs	3	3	Male	0	0	0	0	0	0	0	
				Female	3	0	1	2	0	0	0	
2590	Program Advisor	1	1	Male	0	0	0	0	0	0	0	
				Female	1	0	0	1	0	0	0	
3000	Testing Tech	1	1	Male	0	0	0	0	0	0	0	
				Female	1	0	0	1	0	0	0	
Grand Total #		16	12	Male #	1	0	0	1	0	0	0	
Grand Total %			75.0	Male %	6.3	0.0	0.0	6.3	0.0	0.0	0.0	
				Female #	15	4	2	9	0	0	0	
				Female%	93.8	25.0	12.5	56.3	0.0	0.0	0.0	

Maricopa County Community College District

Estrella Mountain Community College

Workforce Analysis

Snapshot Date: 09/30/2017

Organizational Unit: Academic Success Center

Job Code	JobTitle	Total		Total								
		EMP	MIN	EMP	W	AA	H	A	NA	PI	2+	
6451	Learning Assoc	1	1	Male	1	0	1	0	0	0	0	0
				Female	0	0	0	0	0	0	0	0
Grand Total #		1	1	Male #	1	0	1	0	0	0	0	0
Grand Total %			100.0	Male %	100.0	0.0	100.0	0.0	0.0	0.0	0.0	0.0
				Female #	0	0	0	0	0	0	0	0
				Female%	0.0	0.0	0.0	0.0	0.0	0.0	0.0	0.0

Maricopa County Community College District

Estrella Mountain Community College

Workforce Analysis

Snapshot Date: 09/30/2017

Organizational Unit: Accounts Payable

Job Code	JobTitle	Total		Total								
		EMP	MIN	EMP	W	AA	H	A	NA	PI	2+	
2705	Accounting Asst	1	1	Male	0	0	0	0	0	0	0	0
				Female	1	0	0	1	0	0	0	0
Grand Total #		1	1	Male #	0	0	0	0	0	0	0	0
Grand Total %			100.0	Male %	0.0	0.0	0.0	0.0	0.0	0.0	0.0	0.0
				Female #	1	0	0	1	0	0	0	0
				Female%	100.0	0.0	0.0	100.0	0.0	0.0	0.0	0.0

Maricopa County Community College District

Estrella Mountain Community College

Snapshot Date: 09/30/2017

Workforce Analysis

Organizational Unit: Adj Fac Rio Luke AFB OBSOLETE

Job Code	JobTitle	Total		Total								
		EMP	MIN	EMP	W	AA	H	A	NA	PI	2+	
4205	Adjunct Faculty Evening	20	9	Male	8	6	0	2	0	0	0	0
				Female	12	5	5	0	1	1	0	0
Grand Total #		20	9	Male #	8	6	0	2	0	0	0	0
Grand Total %			45.0	Male %	40.0	30.0	0.0	10.0	0.0	0.0	0.0	0.0
				Female #	12	5	5	0	1	1	0	0
				Female%	60.0	25.0	25.0	0.0	5.0	5.0	0.0	0.0

Maricopa County Community College District

Estrella Mountain Community College

Workforce Analysis

Snapshot Date: 09/30/2017

Organizational Unit: Admin of Justice

Job Code	JobTitle	Total		Total								
		EMP	MIN	EMP	W	AA	H	A	NA	PI	2+	
4029	Substitute Pay Evening Inst	1	0	Male	0	0	0	0	0	0	0	0
				Female	1	1	0	0	0	0	0	0
4204	Adjunct Faculty Day	33	8	Male	14	11	0	3	0	0	0	0
				Female	19	14	1	3	1	0	0	0
Grand Total #		34	8	Male #	14	11	0	3	0	0	0	0
Grand Total %			23.5	Male %	41.2	32.4	0.0	8.8	0.0	0.0	0.0	0.0
				Female #	20	15	1	3	1	0	0	0
				Female%	58.8	44.1	2.9	8.8	2.9	0.0	0.0	0.0

Maricopa County Community College District

Estrella Mountain Community College

Workforce Analysis

Snapshot Date: 09/30/2017

Organizational Unit: Administration of Justice

Job Code	JobTitle	Total		Total								
		EMP	MIN	EMP	W	AA	H	A	NA	PI	2+	
2730	Admin Secretary III	1	0	Male	0	0	0	0	0	0	0	0
				Female	1	1	0	0	0	0	0	0
Grand Total #		1	0	Male #	0	0	0	0	0	0	0	0
Grand Total %			0.0	Male %	0.0	0.0	0.0	0.0	0.0	0.0	0.0	0.0
				Female #	1	1	0	0	0	0	0	0
				Female%	100.0	100.0	0.0	0.0	0.0	0.0	0.0	0.0

Maricopa County Community College District

Estrella Mountain Community College

Snapshot Date: 09/30/2017

Workforce Analysis

Organizational Unit: Admissions & Records

Job Code	JobTitle	Total		Total									
		EMP	MIN	EMP	W	AA	H	A	NA	PI	2+		
1457	Student Svcs Spec	2	2	Male	0	0	0	0	0	0	0	0	0
				Female	2	0	0	2	0	0	0	0	
1458	Coord Student Svcs	1	1	Male	1	0	1	0	0	0	0	0	
				Female	0	0	0	0	0	0	0		
231	Mgr Student Svcs	1	0	Male	0	0	0	0	0	0	0	0	
				Female	1	1	0	0	0	0	0		
Grand Total #		4	3	Male #	1	0	1	0	0	0	0	0	
Grand Total %			75.0	Male %	25.0	0.0	25.0	0.0	0.0	0.0	0.0	0.0	
				Female #	3	1	0	2	0	0	0	0	
				Female%	75.0	25.0	0.0	50.0	0.0	0.0	0.0	0.0	

Maricopa County Community College District

Estrella Mountain Community College

Workforce Analysis

Snapshot Date: 09/30/2017

Organizational Unit: Advisement Center

Job Code	JobTitle	Total		Total								
		EMP	MIN	EMP	W	AA	H	A	NA	PI	2+	
2785	Office Coord II	1	1	Male	0	0	0	0	0	0	0	0
				Female	1	0	0	1	0	0	0	0
Grand Total #		1	1	Male #	0	0	0	0	0	0	0	0
Grand Total %			100.0	Male %	0.0	0.0	0.0	0.0	0.0	0.0	0.0	0.0
				Female #	1	0	0	1	0	0	0	0
				Female%	100.0	0.0	0.0	100.0	0.0	0.0	0.0	0.0

Maricopa County Community College District

Estrella Mountain Community College

Workforce Analysis

Snapshot Date: 09/30/2017

Organizational Unit: Anthropology

Job Code	JobTitle	Total		Total								
		EMP	MIN	EMP	W	AA	H	A	NA	PI	2+	
4205	Adjunct Faculty Evening	1	1	Male	0	0	0	0	0	0	0	0
				Female	1	0	1	0	0	0	0	0
Grand Total #		1	1	Male #	0	0	0	0	0	0	0	0
Grand Total %			100.0	Male %	0.0	0.0	0.0	0.0	0.0	0.0	0.0	0.0
				Female #	1	0	1	0	0	0	0	0
				Female%	100.0	0.0	100.0	0.0	0.0	0.0	0.0	0.0

Maricopa County Community College District

Estrella Mountain Community College

Workforce Analysis

Snapshot Date: 09/30/2017

Organizational Unit: Art

Job Code	JobTitle	Total		Total								
		EMP	MIN	EMP	W	AA	H	A	NA	PI	2+	
4028	Substitute Pay Day Inst	1	0	Male	1	1	0	0	0	0	0	0
				Female	0	0	0	0	0	0	0	0
Grand Total #		1	0	Male #	1	1	0	0	0	0	0	0
Grand Total %			0.0	Male %	100.0	100.0	0.0	0.0	0.0	0.0	0.0	0.0
				Female #	0	0	0	0	0	0	0	0
				Female%	0.0	0.0	0.0	0.0	0.0	0.0	0.0	0.0

Maricopa County Community College District

Estrella Mountain Community College

Workforce Analysis

Snapshot Date: 09/30/2017

Organizational Unit: Arts and Composition

Job Code	JobTitle	Total		Total									
		EMP	MIN	EMP	W	AA	H	A	NA	PI	2+		
2730	Admin Secretary III	1	0	Male	0	0	0	0	0	0	0	0	0
				Female	1	1	0	0	0	0	0	0	0
7040	Art	1	0	Male	1	1	0	0	0	0	0	0	0
				Female	0	0	0	0	0	0	0	0	0
7320	English	6	2	Male	1	1	0	0	0	0	0	0	0
				Female	5	3	0	1	1	0	0	0	0
8396	Dance	1	0	Male	0	0	0	0	0	0	0	0	0
				Female	1	1	0	0	0	0	0	0	0
Grand Total #		9	2	Male #	2	2	0	0	0	0	0	0	
Grand Total %			22.2	Male %	22.2	22.2	0.0	0.0	0.0	0.0	0.0	0.0	
				Female #	7	5	0	1	1	0	0	0	
				Female%	77.8	55.6	0.0	11.1	11.1	0.0	0.0	0.0	

Maricopa County Community College District

Estrella Mountain Community College

Snapshot Date: 09/30/2017

Workforce Analysis

Organizational Unit: Arts, Humanity Soc & Beh Sci

Job Code	JobTitle	Total		Total								
		EMP	MIN	EMP	W	AA	H	A	NA	PI	2+	
4204	Adjunct Faculty Day	1	0	Male	0	0	0	0	0	0	0	0
				Female	1	1	0	0	0	0	0	
7180	Communication	1	1	Male	0	0	0	0	0	0	0	
				Female	1	0	0	0	1	0	0	
8140	Psychology	1	0	Male	0	0	0	0	0	0	0	
				Female	1	1	0	0	0	0	0	
Grand Total #		3	1	Male #	0	0	0	0	0	0	0	
Grand Total %			33.3	Male %	0.0	0.0	0.0	0.0	0.0	0.0	0.0	
				Female #	3	2	0	0	1	0	0	
				Female%	100.0	66.7	0.0	0.0	33.3	0.0	0.0	

Maricopa County Community College District

Estrella Mountain Community College

Snapshot Date: 09/30/2017

Workforce Analysis

Organizational Unit: Assistant Prgm Mgr B&T/Trades

Job Code	JobTitle	Total		Total								
		EMP	MIN	EMP	W	AA	H	A	NA	PI	2+	
K120	Instructor	3	2	Male	1	1	0	0	0	0	0	0
				Female	2	0	1	1	0	0	0	0
Grand Total #		3	2	Male #	1	1	0	0	0	0	0	0
Grand Total %			66.7	Male %	33.3	33.3	0.0	0.0	0.0	0.0	0.0	0.0
				Female #	2	0	1	1	0	0	0	0
				Female%	66.7	0.0	33.3	33.3	0.0	0.0	0.0	0.0

Maricopa County Community College District

Estrella Mountain Community College

Snapshot Date: 09/30/2017

Workforce Analysis

Organizational Unit: Assoc Dean Instr (Occup)

Job Code	JobTitle	Total		Total								
		EMP	MIN	EMP	W	AA	H	A	NA	PI	2+	
7386	Clinical Nursing	2	0	Male	0	0	0	0	0	0	0	0
				Female	2	2	0	0	0	0	0	0
Grand Total #		2	0	Male #	0	0	0	0	0	0	0	
Grand Total %			0.0	Male %	0.0	0.0	0.0	0.0	0.0	0.0	0.0	
				Female #	2	2	0	0	0	0	0	
				Female%	100.0	100.0	0.0	0.0	0.0	0.0	0.0	

Maricopa County Community College District

Estrella Mountain Community College

Snapshot Date: 09/30/2017

Workforce Analysis

Organizational Unit: Athletics-Cross Country

Job Code	JobTitle	Total		Total								
		EMP	MIN	EMP	W	AA	H	A	NA	PI	2+	
4325	Head Cross Country Coach	2	0	Male	0	0	0	0	0	0	0	0
				Female	2	2	0	0	0	0	0	0
Grand Total #		2	0	Male #	0	0	0	0	0	0	0	
Grand Total %			0.0	Male %	0.0	0.0	0.0	0.0	0.0	0.0	0.0	
				Female #	2	2	0	0	0	0	0	
				Female%	100.0	100.0	0.0	0.0	0.0	0.0	0.0	

Maricopa County Community College District

Estrella Mountain Community College

Workforce Analysis

Snapshot Date: 09/30/2017

Organizational Unit: Athletics-Golf

Job Code	JobTitle	Total		Total								
		EMP	MIN	EMP	W	AA	H	A	NA	PI	2+	
4329	Head Golf Coach	2	0	Male	2	2	0	0	0	0	0	0
				Female	0	0	0	0	0	0	0	0
Grand Total #		2	0	Male #	2	2	0	0	0	0	0	
Grand Total %			0.0	Male %	100.0	100.0	0.0	0.0	0.0	0.0	0.0	
				Female #	0	0	0	0	0	0	0	
				Female%	0.0	0.0	0.0	0.0	0.0	0.0	0.0	

Maricopa County Community College District

Estrella Mountain Community College

Workforce Analysis

Snapshot Date: 09/30/2017

Organizational Unit: Audio Visual Technology

Job Code	JobTitle	Total		Total								
		EMP	MIN	EMP	W	AA	H	A	NA	PI	2+	
2525	Audiovisual Tech	1	0	Male	1	1	0	0	0	0	0	0
				Female	0	0	0	0	0	0	0	0
Grand Total #		1	0	Male #	1	1	0	0	0	0	0	0
Grand Total %			0.0	Male %	100.0	100.0	0.0	0.0	0.0	0.0	0.0	0.0
				Female #	0	0	0	0	0	0	0	0
				Female%	0.0	0.0	0.0	0.0	0.0	0.0	0.0	0.0

Maricopa County Community College District

Estrella Mountain Community College

Workforce Analysis

Snapshot Date: 09/30/2017

Organizational Unit: Auxiliary Programs

Job Code	JobTitle	Total		Total								
		EMP	MIN	EMP	W	AA	H	A	NA	PI	2+	
K401	Office Asst	1	1	Male	0	0	0	0	0	0	0	0
				Female	1	0	0	1	0	0	0	0
Grand Total #		1	1	Male #	0	0	0	0	0	0	0	0
Grand Total %			100.0	Male %	0.0	0.0	0.0	0.0	0.0	0.0	0.0	0.0
				Female #	1	0	0	1	0	0	0	0
				Female%	100.0	0.0	0.0	100.0	0.0	0.0	0.0	0.0

Maricopa County Community College District

Estrella Mountain Community College

Snapshot Date: 09/30/2017

Workforce Analysis

Organizational Unit: Beh. Sciences & Cultural Stud.

Job Code	JobTitle	Total		Total								
		EMP	MIN	EMP	W	AA	H	A	NA	PI	2+	
2730	Admin Secretary III	1	0	Male	0	0	0	0	0	0	0	0
				Female	1	1	0	0	0	0	0	0
7180	Communication	1	0	Male	0	0	0	0	0	0	0	0
				Female	1	1	0	0	0	0	0	0
7400	History	1	0	Male	1	1	0	0	0	0	0	0
				Female	0	0	0	0	0	0	0	0
8000	Philosophy	1	0	Male	1	1	0	0	0	0	0	0
				Female	0	0	0	0	0	0	0	0
8140	Psychology	4	2	Male	2	1	1	0	0	0	0	0
				Female	2	1	0	1	0	0	0	0
8190	Sociology	1	0	Male	0	0	0	0	0	0	0	0
				Female	1	1	0	0	0	0	0	0
Grand Total #		9	2	Male #	4	3	1	0	0	0	0	0
Grand Total %			22.2	Male %	44.4	33.3	11.1	0.0	0.0	0.0	0.0	0.0
				Female #	5	4	0	1	0	0	0	0
				Female%	55.6	44.4	0.0	11.1	0.0	0.0	0.0	0.0

Maricopa County Community College District

Estrella Mountain Community College

Snapshot Date: 09/30/2017

Workforce Analysis

Organizational Unit: Biology

Job Code	JobTitle	Total		Total									
		EMP	MIN	EMP	W	AA	H	A	NA	PI	2+		
2775	Science Lab Tech	1	0	Male	1	1	0	0	0	0	0	0	0
				Female	0	0	0	0	0	0	0	0	0
4205	Adjunct Faculty Evening	1	0	Male	1	1	0	0	0	0	0	0	0
				Female	0	0	0	0	0	0	0	0	0
Grand Total #		2	0	Male #	2	2	0	0	0	0	0	0	0
Grand Total %			0.0	Male %	100.0	100.0	0.0	0.0	0.0	0.0	0.0	0.0	0.0
				Female #	0	0	0	0	0	0	0	0	0
				Female%	0.0	0.0	0.0	0.0	0.0	0.0	0.0	0.0	0.0

Maricopa County Community College District

Estrella Mountain Community College

Snapshot Date: 09/30/2017

Workforce Analysis

Organizational Unit: Buckeye Ed Center-Occ Ed Instr

Job Code	JobTitle	Total		Total								
		EMP	MIN	EMP	W	AA	H	A	NA	PI	2+	
4204	Adjunct Faculty Day	1	0	Male	1	1	0	0	0	0	0	0
				Female	0	0	0	0	0	0	0	0
4205	Adjunct Faculty Evening	1	0	Male	1	1	0	0	0	0	0	0
				Female	0	0	0	0	0	0	0	0
6410	Business	1	0	Male	0	0	0	0	0	0	0	0
				Female	1	1	0	0	0	0	0	0
Grand Total #		3	0	Male #	2	2	0	0	0	0	0	0
Grand Total %			0.0	Male %	66.7	66.7	0.0	0.0	0.0	0.0	0.0	0.0
				Female #	1	1	0	0	0	0	0	0
				Female%	33.3	33.3	0.0	0.0	0.0	0.0	0.0	0.0

Maricopa County Community College District

Estrella Mountain Community College

Snapshot Date: 09/30/2017

Workforce Analysis

Organizational Unit: Buckeye Educational Cntr-Inst

Job Code	JobTitle	Total		Total									
		EMP	MIN	EMP	W	AA	H	A	NA	PI	2+		
4204	Adjunct Faculty Day	9	2	Male	4	4	0	0	0	0	0	0	0
				Female	5	3	0	2	0	0	0	0	0
4205	Adjunct Faculty Evening	5	1	Male	3	3	0	0	0	0	0	0	
				Female	2	1	0	1	0	0	0	0	
7320	English	1	0	Male	0	0	0	0	0	0	0	0	
				Female	1	1	0	0	0	0	0	0	
Grand Total #		15	3	Male #	7	7	0	0	0	0	0	0	
Grand Total %			20.0	Male %	46.7	46.7	0.0	0.0	0.0	0.0	0.0	0.0	
				Female #	8	5	0	3	0	0	0	0	
				Female%	53.3	33.3	0.0	20.0	0.0	0.0	0.0	0.0	

Maricopa County Community College District

Estrella Mountain Community College

Workforce Analysis

Snapshot Date: 09/30/2017

Organizational Unit: Buildings & Grounds

Job Code	JobTitle	Total		Total								
		EMP	MIN	EMP	W	AA	H	A	NA	PI	2+	
4900	Groundskeeper I	1	1	Male	1	0	0	1	0	0	0	0
				Female	0	0	0	0	0	0	0	
4915	Utility Worker	1	1	Male	1	0	0	1	0	0	0	0
				Female	0	0	0	0	0	0	0	
Grand Total #		2	2	Male #	2	0	0	2	0	0	0	0
Grand Total %			100.0	Male %	100.0	0.0	0.0	100.0	0.0	0.0	0.0	0.0
				Female #	0	0	0	0	0	0	0	0
				Female%	0.0	0.0	0.0	0.0	0.0	0.0	0.0	0.0

Maricopa County Community College District

Estrella Mountain Community College

Workforce Analysis

Snapshot Date: 09/30/2017

Organizational Unit: Business Office

Job Code	JobTitle	Total		Total								
		EMP	MIN	EMP	W	AA	H	A	NA	PI	2+	
1312	College Budget Analyst	1	0	Male	1	1	0	0	0	0	0	0
				Female	0	0	0	0	0	0	0	0
2335	Office Coord III	1	0	Male	0	0	0	0	0	0	0	0
				Female	1	1	0	0	0	0	0	0
2625	Property Cntrl Tech	1	1	Male	0	0	0	0	0	0	0	0
				Female	1	0	0	1	0	0	0	0
Grand Total #		3	1	Male #	1	1	0	0	0	0	0	0
Grand Total %			33.3	Male %	33.3	33.3	0.0	0.0	0.0	0.0	0.0	0.0
				Female #	2	1	0	1	0	0	0	0
				Female%	66.7	33.3	0.0	33.3	0.0	0.0	0.0	0.0

Maricopa County Community College District

Estrella Mountain Community College

Workforce Analysis

Snapshot Date: 09/30/2017

Organizational Unit: Business Services

Job Code	JobTitle	Total		Total								
		EMP	MIN	EMP	W	AA	H	A	NA	PI	2+	
1009	Dir College SWSC Fis Bud Svcs	2	1	Male	0	0	0	0	0	0	0	0
				Female	2	1	0	1	0	0	0	0
166	Sr Mgr Human Resources	1	1	Male	1	0	0	0	1	0	0	0
				Female	0	0	0	0	0	0	0	0
Grand Total #		3	2	Male #	1	0	0	0	1	0	0	0
Grand Total %			66.7	Male %	33.3	0.0	0.0	0.0	33.3	0.0	0.0	0.0
				Female #	2	1	0	1	0	0	0	0
				Female%	66.7	33.3	0.0	33.3	0.0	0.0	0.0	0.0

Maricopa County Community College District

Estrella Mountain Community College

Workforce Analysis

Snapshot Date: 09/30/2017

Organizational Unit: Business Services/College Safe

Job Code	JobTitle	Total		Total								
		EMP	MIN	EMP	W	AA	H	A	NA	PI	2+	
1006	Public Safety Commander	1	0	Male	1	1	0	0	0	0	0	0
				Female	0	0	0	0	0	0	0	0
Grand Total #		1	0	Male #	1	1	0	0	0	0	0	0
Grand Total %			0.0	Male %	100.0	100.0	0.0	0.0	0.0	0.0	0.0	0.0
				Female #	0	0	0	0	0	0	0	0
				Female%	0.0	0.0	0.0	0.0	0.0	0.0	0.0	0.0

Maricopa County Community College District

Estrella Mountain Community College

Snapshot Date: 09/30/2017

Workforce Analysis

Organizational Unit: Cashiers

Job Code	JobTitle	Total		Total								
		EMP	MIN	EMP	W	AA	H	A	NA	PI	2+	
2325	Fiscal Tech II	1	1	Male	0	0	0	0	0	0	0	0
				Female	1	0	0	1	0	0	0	0
2950	Fiscal Tech I	1	1	Male	0	0	0	0	0	0	0	0
				Female	1	0	0	1	0	0	0	0
Grand Total #		2	2	Male #	0	0	0	0	0	0	0	0
Grand Total %			100.0	Male %	0.0	0.0	0.0	0.0	0.0	0.0	0.0	0.0
				Female #	2	0	0	2	0	0	0	0
				Female%	100.0	0.0	0.0	100.0	0.0	0.0	0.0	0.0

Maricopa County Community College District

Estrella Mountain Community College

Snapshot Date: 09/30/2017

Workforce Analysis

Organizational Unit: Center for HR Innov Strat Plan

Job Code	JobTitle	Total		Total								
		EMP	MIN	EMP	W	AA	H	A	NA	PI	2+	
2305	Admin Asst I	1	0	Male	0	0	0	0	0	0	0	0
				Female	1	1	0	0	0	0	0	0
Grand Total #		1	0	Male #	0	0	0	0	0	0	0	0
Grand Total %			0.0	Male %	0.0	0.0	0.0	0.0	0.0	0.0	0.0	0.0
				Female #	1	1	0	0	0	0	0	0
				Female%	100.0	100.0	0.0	0.0	0.0	0.0	0.0	0.0

Maricopa County Community College District

Estrella Mountain Community College

Workforce Analysis

Snapshot Date: 09/30/2017

Organizational Unit: Center for Teaching & Learning

Job Code	JobTitle	Total		Total								
		EMP	MIN	EMP	W	AA	H	A	NA	PI	2+	
174	Course Production Spec II	1	0	Male	1	1	0	0	0	0	0	0
				Female	0	0	0	0	0	0	0	0
2525	Audiovisual Tech	1	0	Male	1	1	0	0	0	0	0	0
				Female	0	0	0	0	0	0	0	0
804	Web Tech	1	1	Male	1	0	0	0	0	1	0	0
				Female	0	0	0	0	0	0	0	0
Grand Total #		3	1	Male #	3	2	0	0	0	1	0	0
Grand Total %			33.3	Male %	100.0	66.7	0.0	0.0	0.0	33.3	0.0	0.0
				Female #	0	0	0	0	0	0	0	0
				Female%	0.0	0.0	0.0	0.0	0.0	0.0	0.0	0.0

Maricopa County Community College District

Estrella Mountain Community College

Snapshot Date: 09/30/2017

Workforce Analysis

Organizational Unit: CGPS-Pecos

Job Code	JobTitle	Total		Total								
		EMP	MIN	EMP	W	AA	H	A	NA	PI	2+	
4880	Public Safety Aide	1	0	Male	1	1	0	0	0	0	0	0
				Female	0	0	0	0	0	0	0	0
Grand Total #		1	0	Male #	1	1	0	0	0	0	0	0
Grand Total %			0.0	Male %	100.0	100.0	0.0	0.0	0.0	0.0	0.0	0.0
				Female #	0	0	0	0	0	0	0	0
				Female%	0.0	0.0	0.0	0.0	0.0	0.0	0.0	0.0

Maricopa County Community College District

Estrella Mountain Community College

Workforce Analysis

Snapshot Date: 09/30/2017

Organizational Unit: College Bridge Pathways Data

Job Code	JobTitle	Total		Total								
		EMP	MIN	EMP	W	AA	H	A	NA	PI	2+	
2730	Admin Secretary III	1	1	Male	0	0	0	0	0	0	0	0
				Female	1	0	0	0	1	0	0	0
Grand Total #		1	1	Male #	0	0	0	0	0	0	0	0
Grand Total %			100.0	Male %	0.0	0.0	0.0	0.0	0.0	0.0	0.0	0.0
				Female #	1	0	0	0	1	0	0	0
				Female%	100.0	0.0	0.0	0.0	100.0	0.0	0.0	0.0

Maricopa County Community College District

Estrella Mountain Community College

Snapshot Date: 09/30/2017

Workforce Analysis

Organizational Unit: Comm, Fine Arts & Social Scien

Job Code	JobTitle	Total		Total								
		EMP	MIN	EMP	W	AA	H	A	NA	PI	2+	
4205	Adjunct Faculty Evening	1	0	Male	1	1	0	0	0	0	0	0
				Female	0	0	0	0	0	0	0	0
7290	Education	1	0	Male	0	0	0	0	0	0	0	0
				Female	1	1	0	0	0	0	0	0
Grand Total #		2	0	Male #	1	1	0	0	0	0	0	0
Grand Total %			0.0	Male %	50.0	50.0	0.0	0.0	0.0	0.0	0.0	0.0
				Female #	1	1	0	0	0	0	0	0
				Female%	50.0	50.0	0.0	0.0	0.0	0.0	0.0	0.0

Maricopa County Community College District

Estrella Mountain Community College

Snapshot Date: 09/30/2017

Workforce Analysis

Organizational Unit: Communication

Job Code	JobTitle	Total		Total								
		EMP	MIN	EMP	W	AA	H	A	NA	PI	2+	
4204	Adjunct Faculty Day	1	0	Male	0	0	0	0	0	0	0	0
				Female	1	1	0	0	0	0	0	0
Grand Total #		1	0	Male #	0	0	0	0	0	0	0	0
Grand Total %			0.0	Male %	0.0	0.0	0.0	0.0	0.0	0.0	0.0	0.0
				Female #	1	1	0	0	0	0	0	0
				Female%	100.0	100.0	0.0	0.0	0.0	0.0	0.0	0.0

Maricopa County Community College District

Estrella Mountain Community College

Workforce Analysis

Snapshot Date: 09/30/2017

Organizational Unit: Communication-Humanities Div.

Job Code	JobTitle	Total		Total								
		EMP	MIN	EMP	W	AA	H	A	NA	PI	2+	
4204	Adjunct Faculty Day	1	1	Male	0	0	0	0	0	0	0	0
				Female	1	0	0	1	0	0	0	0
Grand Total #		1	1	Male #	0	0	0	0	0	0	0	0
Grand Total %			100.0	Male %	0.0	0.0	0.0	0.0	0.0	0.0	0.0	0.0
				Female #	1	0	0	1	0	0	0	0
				Female%	100.0	0.0	0.0	100.0	0.0	0.0	0.0	0.0

Maricopa County Community College District

Estrella Mountain Community College

Snapshot Date: 09/30/2017

Workforce Analysis

Organizational Unit: Communication-INT Trng-ASL

Job Code	JobTitle	Total		Total								
		EMP	MIN	EMP	W	AA	H	A	NA	PI	2+	
4075	Temp Level 2	1	1	Male	0	0	0	0	0	0	0	0
				Female	1	0	0	1	0	0	0	0
Grand Total #		1	1	Male #	0	0	0	0	0	0	0	0
Grand Total %			100.0	Male %	0.0	0.0	0.0	0.0	0.0	0.0	0.0	0.0
				Female #	1	0	0	1	0	0	0	0
				Female%	100.0	0.0	0.0	100.0	0.0	0.0	0.0	0.0

Maricopa County Community College District

Estrella Mountain Community College

Workforce Analysis

Snapshot Date: 09/30/2017

Organizational Unit: Communication/Fine Arts Div

Job Code	JobTitle	Total		Total								
		EMP	MIN	EMP	W	AA	H	A	NA	PI	2+	
4075	Temp Level 2	1	1	Male	0	0	0	0	0	0	0	0
				Female	1	0	0	1	0	0	0	0
Grand Total #		1	1	Male #	0	0	0	0	0	0	0	0
Grand Total %			100.0	Male %	0.0	0.0	0.0	0.0	0.0	0.0	0.0	0.0
				Female #	1	0	0	1	0	0	0	0
				Female%	100.0	0.0	0.0	100.0	0.0	0.0	0.0	0.0

Maricopa County Community College District

Estrella Mountain Community College

Snapshot Date: 09/30/2017

Workforce Analysis

Organizational Unit: Communication/Humanities Div.

Job Code	JobTitle	Total		Total								
		EMP	MIN	EMP	W	AA	H	A	NA	PI	2+	
4075	Temp Level 2	1	1	Male	1	0	0	1	0	0	0	0
				Female	0	0	0	0	0	0	0	
Grand Total #		1	1	Male #	1	0	0	1	0	0	0	0
Grand Total %			100.0	Male %	100.0	0.0	0.0	100.0	0.0	0.0	0.0	0.0
				Female #	0	0	0	0	0	0	0	0
				Female%	0.0	0.0	0.0	0.0	0.0	0.0	0.0	0.0

Maricopa County Community College District

Estrella Mountain Community College

Workforce Analysis

Snapshot Date: 09/30/2017

Organizational Unit: Communication/PR Team

Job Code	JobTitle	Total		Total								
		EMP	MIN	EMP	W	AA	H	A	NA	PI	2+	
4075	Temp Level 2	1	0	Male	0	0	0	0	0	0	0	0
				Female	1	1	0	0	0	0	0	0
Grand Total #		1	0	Male #	0	0	0	0	0	0	0	0
Grand Total %			0.0	Male %	0.0	0.0	0.0	0.0	0.0	0.0	0.0	0.0
				Female #	1	1	0	0	0	0	0	0
				Female%	100.0	100.0	0.0	0.0	0.0	0.0	0.0	0.0

Maricopa County Community College District

Estrella Mountain Community College

Workforce Analysis

Snapshot Date: 09/30/2017

Organizational Unit: Community Development Sites

Job Code	JobTitle	Total		Total								
		EMP	MIN	EMP	W	AA	H	A	NA	PI	2+	
4078	Temp MAT Equiv Grade 14	2	0	Male	1	1	0	0	0	0	0	0
				Female	1	1	0	0	0	0	0	0
4205	Adjunct Faculty Evening	2	2	Male	1	0	0	1	0	0	0	0
				Female	1	0	1	0	0	0	0	0
Grand Total #		4	2	Male #	2	1	0	1	0	0	0	0
Grand Total %			50.0	Male %	50.0	25.0	0.0	25.0	0.0	0.0	0.0	0.0
				Female #	2	1	1	0	0	0	0	0
				Female%	50.0	25.0	25.0	0.0	0.0	0.0	0.0	0.0

Maricopa County Community College District

Estrella Mountain Community College

Snapshot Date: 09/30/2017

Workforce Analysis

Organizational Unit: Comp Creative Writing and Lit

Job Code	JobTitle	Total		Total								
		EMP	MIN	EMP	W	AA	H	A	NA	PI	2+	
4037	Student Lrning Facilitator II	8	2	Male	2	1	0	1	0	0	0	0
				Female	6	5	0	0	1	0	0	
4076	Temp Level 3	13	7	Male	3	1	0	2	0	0	0	
				Female	10	5	0	5	0	0	0	
4204	Adjunct Faculty Day	1	1	Male	0	0	0	0	0	0	0	
				Female	1	0	1	0	0	0	0	
Grand Total #		22	10	Male #	5	2	0	3	0	0	0	
Grand Total %			45.5	Male %	22.7	9.1	0.0	13.6	0.0	0.0	0.0	
				Female #	17	10	1	5	1	0	0	
				Female%	77.3	45.5	4.5	22.7	4.5	0.0	0.0	

Maricopa County Community College District

Estrella Mountain Community College

Workforce Analysis

Snapshot Date: 09/30/2017

Organizational Unit: Computer Commons

Job Code	JobTitle	Total		Total								
		EMP	MIN	EMP	W	AA	H	A	NA	PI	2+	
2935	Computer Lab Tech	2	1	Male	1	0	0	1	0	0	0	0
				Female	1	1	0	0	0	0	0	
3000	Testing Tech	1	1	Male	0	0	0	0	0	0	0	
				Female	1	0	0	1	0	0	0	
Grand Total #		3	2	Male #	1	0	0	1	0	0	0	
Grand Total %			66.7	Male %	33.3	0.0	0.0	33.3	0.0	0.0	0.0	
				Female #	2	1	0	1	0	0	0	
				Female%	66.7	33.3	0.0	33.3	0.0	0.0	0.0	

Maricopa County Community College District

Estrella Mountain Community College

Workforce Analysis

Snapshot Date: 09/30/2017

Organizational Unit: Counseling

Job Code	JobTitle	Total		Total								
		EMP	MIN	EMP	W	AA	H	A	NA	PI	2+	
4027	Service Fac Hrly Evening	2	0	Male	1	1	0	0	0	0	0	0
				Female	1	1	0	0	0	0	0	0
4204	Adjunct Faculty Day	2	1	Male	0	0	0	0	0	0	0	0
				Female	2	1	1	0	0	0	0	0
Grand Total #		4	1	Male #	1	1	0	0	0	0	0	0
Grand Total %			25.0	Male %	25.0	25.0	0.0	0.0	0.0	0.0	0.0	0.0
				Female #	3	2	1	0	0	0	0	0
				Female%	75.0	50.0	25.0	0.0	0.0	0.0	0.0	0.0

Maricopa County Community College District

Estrella Mountain Community College

Workforce Analysis

Snapshot Date: 09/30/2017

Organizational Unit: Counseling Div

Job Code	JobTitle	Total		Total								
		EMP	MIN	EMP	W	AA	H	A	NA	PI	2+	
7200	Counselor	2	1	Male	0	0	0	0	0	0	0	0
				Female	2	1	0	1	0	0	0	0
Grand Total #		2	1	Male #	0	0	0	0	0	0	0	
Grand Total %			50.0	Male %	0.0	0.0	0.0	0.0	0.0	0.0	0.0	
				Female #	2	1	0	1	0	0	0	
				Female%	100.0	50.0	0.0	50.0	0.0	0.0	0.0	

Maricopa County Community College District

Estrella Mountain Community College

Snapshot Date: 09/30/2017

Workforce Analysis

Organizational Unit: Course Support

Job Code	JobTitle	Total		Total								
		EMP	MIN	EMP	W	AA	H	A	NA	PI	2+	
4058	Curriculum Designer	1	0	Male	0	0	0	0	0	0	0	0
				Female	1	1	0	0	0	0	0	0
Grand Total #		1	0	Male #	0	0	0	0	0	0	0	0
Grand Total %			0.0	Male %	0.0	0.0	0.0	0.0	0.0	0.0	0.0	0.0
				Female #	1	1	0	0	0	0	0	0
				Female%	100.0	100.0	0.0	0.0	0.0	0.0	0.0	0.0

Maricopa County Community College District

Estrella Mountain Community College

Workforce Analysis

Snapshot Date: 09/30/2017

Organizational Unit: Criminal Jus,ER Response&Legal

Job Code	JobTitle	Total		Total								
		EMP	MIN	EMP	W	AA	H	A	NA	PI	2+	
4081	Temp MAT Equiv Grade 17	1	0	Male	0	0	0	0	0	0	0	0
				Female	1	1	0	0	0	0	0	0
Grand Total #		1	0	Male #	0	0	0	0	0	0	0	0
Grand Total %			0.0	Male %	0.0	0.0	0.0	0.0	0.0	0.0	0.0	0.0
				Female #	1	1	0	0	0	0	0	0
				Female%	100.0	100.0	0.0	0.0	0.0	0.0	0.0	0.0

Maricopa County Community College District

Estrella Mountain Community College

Workforce Analysis

Snapshot Date: 09/30/2017

Organizational Unit: Ctr for Civic Participation

Job Code	JobTitle	Total		Total								
		EMP	MIN	EMP	W	AA	H	A	NA	PI	2+	
4075	Temp Level 2	2	1	Male	1	0	0	1	0	0	0	0
				Female	1	1	0	0	0	0	0	
Grand Total #		2	1	Male #	1	0	0	1	0	0	0	0
Grand Total %			50.0	Male %	50.0	0.0	0.0	50.0	0.0	0.0	0.0	0.0
				Female #	1	1	0	0	0	0	0	0
				Female%	50.0	50.0	0.0	0.0	0.0	0.0	0.0	0.0

Maricopa County Community College District

Estrella Mountain Community College

Workforce Analysis

Snapshot Date: 09/30/2017

Organizational Unit: Culinary Studies

Job Code	JobTitle	Total		Total								
		EMP	MIN	EMP	W	AA	H	A	NA	PI	2+	
2810	Culinary Arts Lab Tech	1	0	Male	0	0	0	0	0	0	0	0
				Female	1	1	0	0	0	0	0	0
Grand Total #		1	0	Male #	0	0	0	0	0	0	0	0
Grand Total %			0.0	Male %	0.0	0.0	0.0	0.0	0.0	0.0	0.0	0.0
				Female #	1	1	0	0	0	0	0	0
				Female%	100.0	100.0	0.0	0.0	0.0	0.0	0.0	0.0

Maricopa County Community College District

Estrella Mountain Community College

Workforce Analysis

Snapshot Date: 09/30/2017

Organizational Unit: Dean Academic Affairs

Job Code	JobTitle	Total		Total								
		EMP	MIN	EMP	W	AA	H	A	NA	PI	2+	
7500	Mathematics	1	1	Male	0	0	0	0	0	0	0	0
				Female	1	0	1	0	0	0	0	0
Grand Total #		1	1	Male #	0	0	0	0	0	0	0	0
Grand Total %			100.0	Male %	0.0	0.0	0.0	0.0	0.0	0.0	0.0	0.0
				Female #	1	0	1	0	0	0	0	0
				Female%	100.0	0.0	100.0	0.0	0.0	0.0	0.0	0.0

Maricopa County Community College District

Estrella Mountain Community College

Snapshot Date: 09/30/2017

Workforce Analysis

Organizational Unit: Dean Inst-Lib Arts and Inst

Job Code	JobTitle	Total		Total								
		EMP	MIN	EMP	W	AA	H	A	NA	PI	2+	
2730	Admin Secretary III	1	0	Male	0	0	0	0	0	0	0	0
				Female	1	1	0	0	0	0	0	
7320	English	2	1	Male	0	0	0	0	0	0	0	
				Female	2	1	0	1	0	0	0	
7400	History	1	1	Male	1	0	0	1	0	0	0	
				Female	0	0	0	0	0	0	0	
7480	Librarian	1	0	Male	1	1	0	0	0	0	0	
				Female	0	0	0	0	0	0	0	
8369	English as a Second Language	1	0	Male	0	0	0	0	0	0	0	
				Female	1	1	0	0	0	0	0	
Grand Total #		6	2	Male #	2	1	0	1	0	0	0	
Grand Total %			33.3	Male %	33.3	16.7	0.0	16.7	0.0	0.0	0.0	
				Female #	4	3	0	1	0	0	0	
				Female%	66.7	50.0	0.0	16.7	0.0	0.0	0.0	

Maricopa County Community College District

Estrella Mountain Community College

Snapshot Date: 09/30/2017

Workforce Analysis

Organizational Unit: Dean Inst-Workfc Math/Science

Job Code	JobTitle	Total		Total								
		EMP	MIN	EMP	W	AA	H	A	NA	PI	2+	
2305	Admin Asst I	1	1	Male	0	0	0	0	0	0	0	0
				Female	1	0	0	1	0	0	0	0
403	Dean	1	1	Male	0	0	0	0	0	0	0	0
				Female	1	0	1	0	0	0	0	0
7130	Chemistry	1	0	Male	1	1	0	0	0	0	0	0
				Female	0	0	0	0	0	0	0	0
7215	Culinary Arts	1	0	Male	1	1	0	0	0	0	0	0
				Female	0	0	0	0	0	0	0	0
7500	Mathematics	1	0	Male	1	1	0	0	0	0	0	0
				Female	0	0	0	0	0	0	0	0
7560	Nursing	1	1	Male	0	0	0	0	0	0	0	0
				Female	1	0	0	1	0	0	0	0
8052	Computer Science CIS	1	1	Male	0	0	0	0	0	0	0	0
				Female	1	0	0	0	1	0	0	0
8439	Manufacturing Tech	1	0	Male	1	1	0	0	0	0	0	0
				Female	0	0	0	0	0	0	0	0
Grand Total #		8	4	Male #	4	4	0	0	0	0	0	0
Grand Total %			50.0	Male %	50.0	50.0	0.0	0.0	0.0	0.0	0.0	0.0
				Female #	4	0	1	2	1	0	0	0
				Female%	50.0	0.0	12.5	25.0	12.5	0.0	0.0	0.0

Maricopa County Community College District

Estrella Mountain Community College

Workforce Analysis

Snapshot Date: 09/30/2017

Organizational Unit: Dean of Inst-Academic Supp

Job Code	JobTitle	Total		Total								
		EMP	MIN	EMP	W	AA	H	A	NA	PI	2+	
1335	Coord Learning Ctr	1	1	Male	0	0	0	0	0	0	0	0
				Female	1	0	0	1	0	0	0	0
2910	Admin Secretary II	1	0	Male	0	0	0	0	0	0	0	0
				Female	1	1	0	0	0	0	0	0
7320	English	1	1	Male	1	0	1	0	0	0	0	0
				Female	0	0	0	0	0	0	0	0
Grand Total #		3	2	Male #	1	0	1	0	0	0	0	0
Grand Total %			66.7	Male %	33.3	0.0	33.3	0.0	0.0	0.0	0.0	0.0
				Female #	2	1	0	1	0	0	0	0
				Female%	66.7	33.3	0.0	33.3	0.0	0.0	0.0	0.0

Maricopa County Community College District

Estrella Mountain Community College

Snapshot Date: 09/30/2017

Workforce Analysis

Organizational Unit: Dean of Institutional Planning

Job Code	JobTitle	Total		Total								
		EMP	MIN	EMP	W	AA	H	A	NA	PI	2+	
1146	Coord Student Success Programs	1	0	Male	1	1	0	0	0	0	0	0
				Female	0	0	0	0	0	0	0	0
895	Coord Institutional Effectiven	2	0	Male	1	1	0	0	0	0	0	0
				Female	1	1	0	0	0	0	0	0
Grand Total #		3	0	Male #	2	2	0	0	0	0	0	0
Grand Total %			0.0	Male %	66.7	66.7	0.0	0.0	0.0	0.0	0.0	0.0
				Female #	1	1	0	0	0	0	0	0
				Female%	33.3	33.3	0.0	0.0	0.0	0.0	0.0	0.0

Maricopa County Community College District

Estrella Mountain Community College

Workforce Analysis

Snapshot Date: 09/30/2017

Organizational Unit: Dean of Instruction - Arts&Sci

Job Code	JobTitle	Total		Total								
		EMP	MIN	EMP	W	AA	H	A	NA	PI	2+	
8110	Physics	1	0	Male	1	1	0	0	0	0	0	0
				Female	0	0	0	0	0	0	0	0
Grand Total #		1	0	Male #	1	1	0	0	0	0	0	
Grand Total %			0.0	Male %	100.0	100.0	0.0	0.0	0.0	0.0	0.0	
				Female #	0	0	0	0	0	0	0	
				Female%	0.0	0.0	0.0	0.0	0.0	0.0	0.0	

Maricopa County Community College District

Estrella Mountain Community College

Snapshot Date: 09/30/2017

Workforce Analysis

Organizational Unit: Dean of Students-Enrollment

Job Code	JobTitle	Total		Total								
		EMP	MIN	EMP	W	AA	H	A	NA	PI	2+	
149	Dir Community Partnership Prog	1	0	Male	1	1	0	0	0	0	0	0
				Female	0	0	0	0	0	0	0	0
590	Dir Financial Aid	1	0	Male	0	0	0	0	0	0	0	0
				Female	1	1	0	0	0	0	0	0
Grand Total #		2	0	Male #	1	1	0	0	0	0	0	0
Grand Total %			0.0	Male %	50.0	50.0	0.0	0.0	0.0	0.0	0.0	0.0
				Female #	1	1	0	0	0	0	0	0
				Female%	50.0	50.0	0.0	0.0	0.0	0.0	0.0	0.0

Maricopa County Community College District

Estrella Mountain Community College

Workforce Analysis

Snapshot Date: 09/30/2017

Organizational Unit: Dean Student Affairs-Retention

Job Code	JobTitle	Total		Total								
		EMP	MIN	EMP	W	AA	H	A	NA	PI	2+	
1119	Mgr Disability Resource Svcs	1	0	Male	0	0	0	0	0	0	0	0
				Female	1	1	0	0	0	0	0	0
1155	Coord Veterans Svcs	1	0	Male	1	1	0	0	0	0	0	0
				Female	0	0	0	0	0	0	0	0
510	Dir Career Educ Planning Svcs	1	0	Male	0	0	0	0	0	0	0	0
				Female	1	1	0	0	0	0	0	0
786	Dir Student Life Leader Ath	1	1	Male	1	0	1	0	0	0	0	0
				Female	0	0	0	0	0	0	0	0
K982	Mgr Internships SWSC	1	0	Male	0	0	0	0	0	0	0	0
				Female	1	1	0	0	0	0	0	0
Grand Total #		5	1	Male #	2	1	1	0	0	0	0	0
Grand Total %			20.0	Male %	40.0	20.0	20.0	0.0	0.0	0.0	0.0	0.0
				Female #	3	3	0	0	0	0	0	0
				Female%	60.0	60.0	0.0	0.0	0.0	0.0	0.0	0.0

Maricopa County Community College District

Estrella Mountain Community College

Workforce Analysis

Snapshot Date: 09/30/2017

Organizational Unit: Dental Assisting

Job Code	JobTitle	Total		Total								
		EMP	MIN	EMP	W	AA	H	A	NA	PI	2+	
4086	Non Credit	22	11	Male	13	5	2	6	0	0	0	0
				Female	9	6	1	2	0	0	0	0
Grand Total #		22	11	Male #	13	5	2	6	0	0	0	0
Grand Total %			50.0	Male %	59.1	22.7	9.1	27.3	0.0	0.0	0.0	0.0
				Female #	9	6	1	2	0	0	0	0
				Female%	40.9	27.3	4.5	9.1	0.0	0.0	0.0	0.0

Maricopa County Community College District

Estrella Mountain Community College

Workforce Analysis

Snapshot Date: 09/30/2017

Organizational Unit: Desktop Media Support

Job Code	JobTitle	Total		Total								
		EMP	MIN	EMP	W	AA	H	A	NA	PI	2+	
2707	Client Support Analyst	1	0	Male	1	1	0	0	0	0	0	0
				Female	0	0	0	0	0	0	0	0
Grand Total #		1	0	Male #	1	1	0	0	0	0	0	0
Grand Total %			0.0	Male %	100.0	100.0	0.0	0.0	0.0	0.0	0.0	0.0
				Female #	0	0	0	0	0	0	0	0
				Female%	0.0	0.0	0.0	0.0	0.0	0.0	0.0	0.0

Maricopa County Community College District

Estrella Mountain Community College

Workforce Analysis

Snapshot Date: 09/30/2017

Organizational Unit: Desktop Support Services

Job Code	JobTitle	Total		Total								
		EMP	MIN	EMP	W	AA	H	A	NA	PI	2+	
2395	Computer Equipment Bench Tech	1	1	Male	1	0	0	1	0	0	0	0
				Female	0	0	0	0	0	0	0	
K394	Network Tech	1	0	Male	1	1	0	0	0	0	0	
				Female	0	0	0	0	0	0	0	
Grand Total #		2	1	Male #	2	1	0	1	0	0	0	
Grand Total %			50.0	Male %	100.0	50.0	0.0	50.0	0.0	0.0	0.0	
				Female #	0	0	0	0	0	0	0	
				Female%	0.0	0.0	0.0	0.0	0.0	0.0	0.0	

Maricopa County Community College District

Estrella Mountain Community College

Workforce Analysis

Snapshot Date: 09/30/2017

Organizational Unit: Director - Skill Center

Job Code	JobTitle	Total		Total								
		EMP	MIN	EMP	W	AA	H	A	NA	PI	2+	
4359	Non Credit Instruction	4	2	Male	3	1	0	1	0	0	1	0
				Female	1	1	0	0	0	0	0	
Grand Total #		4	2	Male #	3	1	0	1	0	0	1	0
Grand Total %			50.0	Male %	75.0	25.0	0.0	25.0	0.0	0.0	25.0	0.0
				Female #	1	1	0	0	0	0	0	0
				Female%	25.0	25.0	0.0	0.0	0.0	0.0	0.0	0.0

Maricopa County Community College District

Estrella Mountain Community College

Workforce Analysis

Snapshot Date: 09/30/2017

Organizational Unit: Director SWSC

Job Code	JobTitle	Total		Total								
		EMP	MIN	EMP	W	AA	H	A	NA	PI	2+	
K110	Instructional Tech	1	0	Male	0	0	0	0	0	0	0	0
				Female	1	1	0	0	0	0	0	0
K344	Coord Community Education	1	0	Male	0	0	0	0	0	0	0	0
				Female	1	1	0	0	0	0	0	0
K395	Program Mgr	2	1	Male	0	0	0	0	0	0	0	0
				Female	2	1	0	1	0	0	0	0
K991	Student Svcs Spec	1	1	Male	0	0	0	0	0	0	0	0
				Female	1	0	0	1	0	0	0	0
Grand Total #		5	2	Male #	0	0	0	0	0	0	0	0
Grand Total %			40.0	Male %	0.0	0.0	0.0	0.0	0.0	0.0	0.0	0.0
				Female #	5	3	0	2	0	0	0	0
				Female%	100.0	60.0	0.0	40.0	0.0	0.0	0.0	0.0

Maricopa County Community College District

Estrella Mountain Community College

Workforce Analysis

Snapshot Date: 09/30/2017

Organizational Unit: DL Teaching & Learning

Job Code	JobTitle	Total		Total								
		EMP	MIN	EMP	W	AA	H	A	NA	PI	2+	
4028	Substitute Pay Day Inst	1	0	Male	1	1	0	0	0	0	0	0
				Female	0	0	0	0	0	0	0	0
4071	Specially Funded	1	1	Male	0	0	0	0	0	0	0	0
				Female	1	0	0	1	0	0	0	0
Grand Total #		2	1	Male #	1	1	0	0	0	0	0	0
Grand Total %			50.0	Male %	50.0	50.0	0.0	0.0	0.0	0.0	0.0	0.0
				Female #	1	0	0	1	0	0	0	0
				Female%	50.0	0.0	0.0	50.0	0.0	0.0	0.0	0.0

Maricopa County Community College District

Estrella Mountain Community College

Workforce Analysis

Snapshot Date: 09/30/2017

Organizational Unit: Economics

Job Code	JobTitle	Total		Total								
		EMP	MIN	EMP	W	AA	H	A	NA	PI	2+	
7280	Economics	1	0	Male	1	1	0	0	0	0	0	0
				Female	0	0	0	0	0	0	0	0
Grand Total #		1	0	Male #	1	1	0	0	0	0	0	
Grand Total %			0.0	Male %	100.0	100.0	0.0	0.0	0.0	0.0	0.0	
				Female #	0	0	0	0	0	0	0	
				Female%	0.0	0.0	0.0	0.0	0.0	0.0	0.0	

Maricopa County Community College District

Estrella Mountain Community College

Workforce Analysis

Snapshot Date: 09/30/2017

Organizational Unit: Educational Cntr-Inst

Job Code	JobTitle	Total		Total								
		EMP	MIN	EMP	W	AA	H	A	NA	PI	2+	
4077	Temp MAT Equiv Grade 13	1	1	Male	0	0	0	0	0	0	0	0
				Female	1	0	0	0	0	0	1	0
Grand Total #		1	1	Male #	0	0	0	0	0	0	0	0
Grand Total %			100.0	Male %	0.0	0.0	0.0	0.0	0.0	0.0	0.0	0.0
				Female #	1	0	0	0	0	0	1	0
				Female%	100.0	0.0	0.0	0.0	0.0	0.0	100.0	0.0

Maricopa County Community College District

Estrella Mountain Community College

Snapshot Date: 09/30/2017

Workforce Analysis

Organizational Unit: Educational Specialized Svcs

Job Code	JobTitle	Total		Total								
		EMP	MIN	EMP	W	AA	H	A	NA	PI	2+	
2595	Veterans Records Tech	1	0	Male	1	1	0	0	0	0	0	0
				Female	0	0	0	0	0	0	0	0
Grand Total #		1	0	Male #	1	1	0	0	0	0	0	0
Grand Total %			0.0	Male %	100.0	100.0	0.0	0.0	0.0	0.0	0.0	0.0
				Female #	0	0	0	0	0	0	0	0
				Female%	0.0	0.0	0.0	0.0	0.0	0.0	0.0	0.0

Maricopa County Community College District

Estrella Mountain Community College

Workforce Analysis

Snapshot Date: 09/30/2017

Organizational Unit: English-Reading-Journalism

Job Code	JobTitle	Total		Total								
		EMP	MIN	EMP	W	AA	H	A	NA	PI	2+	
7320	English	1	0	Male	0	0	0	0	0	0	0	0
				Female	1	1	0	0	0	0	0	0
Grand Total #		1	0	Male #	0	0	0	0	0	0	0	0
Grand Total %			0.0	Male %	0.0	0.0	0.0	0.0	0.0	0.0	0.0	0.0
				Female #	1	1	0	0	0	0	0	0
				Female%	100.0	100.0	0.0	0.0	0.0	0.0	0.0	0.0

Maricopa County Community College District

Estrella Mountain Community College

Snapshot Date: 09/30/2017

Workforce Analysis

Organizational Unit: Enrollment Management

Job Code	JobTitle	Total		Total								
		EMP	MIN	EMP	W	AA	H	A	NA	PI	2+	
4075	Temp Level 2	1	0	Male	0	0	0	0	0	0	0	0
				Female	1	1	0	0	0	0	0	0
Grand Total #		1	0	Male #	0	0	0	0	0	0	0	
Grand Total %			0.0	Male %	0.0	0.0	0.0	0.0	0.0	0.0	0.0	
				Female #	1	1	0	0	0	0	0	
				Female%	100.0	100.0	0.0	0.0	0.0	0.0	0.0	

Maricopa County Community College District

Estrella Mountain Community College

Snapshot Date: 09/30/2017

Workforce Analysis

Organizational Unit: Enrollment Management Services

Job Code	JobTitle	Total		Total								
		EMP	MIN	EMP	W	AA	H	A	NA	PI	2+	
4075	Temp Level 2	2	2	Male	0	0	0	0	0	0	0	0
				Female	2	0	0	2	0	0	0	0
Grand Total #		2	2	Male #	0	0	0	0	0	0	0	0
Grand Total %			100.0	Male %	0.0	0.0	0.0	0.0	0.0	0.0	0.0	0.0
				Female #	2	0	0	2	0	0	0	0
				Female%	100.0	0.0	0.0	100.0	0.0	0.0	0.0	0.0

Maricopa County Community College District

Estrella Mountain Community College

Workforce Analysis

Snapshot Date: 09/30/2017

Organizational Unit: Facilities Management

Job Code	JobTitle	Total		Total								
		EMP	MIN	EMP	W	AA	H	A	NA	PI	2+	
1152	Coord Furn Fix Equip Procure	1	1	Male	0	0	0	0	0	0	0	0
				Female	1	0	0	1	0	0	0	0
837	Mgr Building Grounds Cont Svcs	1	0	Male	1	1	0	0	0	0	0	0
				Female	0	0	0	0	0	0	0	0
Grand Total #		2	1	Male #	1	1	0	0	0	0	0	0
Grand Total %			50.0	Male %	50.0	50.0	0.0	0.0	0.0	0.0	0.0	0.0
				Female #	1	0	0	1	0	0	0	0
				Female%	50.0	0.0	0.0	50.0	0.0	0.0	0.0	0.0

Maricopa County Community College District

Estrella Mountain Community College

Snapshot Date: 09/30/2017

Workforce Analysis

Organizational Unit: Fin Aid Office

Job Code	JobTitle	Total		Total								
		EMP	MIN	EMP	W	AA	H	A	NA	PI	2+	
2582	Financial Aid Tech III	2	2	Male	0	0	0	0	0	0	0	0
				Female	2	0	0	2	0	0	0	0
K498	Financial Aid Tech II	1	1	Male	0	0	0	0	0	0	0	0
				Female	1	0	0	1	0	0	0	0
Grand Total #		3	3	Male #	0	0	0	0	0	0	0	0
Grand Total %			100.0	Male %	0.0	0.0	0.0	0.0	0.0	0.0	0.0	0.0
				Female #	3	0	0	3	0	0	0	0
				Female%	100.0	0.0	0.0	100.0	0.0	0.0	0.0	0.0

Maricopa County Community College District

Estrella Mountain Community College

Workforce Analysis

Snapshot Date: 09/30/2017

Organizational Unit: Fiscal Services

Job Code	JobTitle	Total		Total									
		EMP	MIN	EMP	W	AA	H	A	NA	PI	2+		
1311	Bursar	1	1	Male	1	0	1	0	0	0	0	0	0
				Female	0	0	0	0	0	0	0	0	0
2626	Property Receiving Tech	1	0	Male	1	1	0	0	0	0	0	0	
				Female	0	0	0	0	0	0	0	0	0
947	College Accounting Asst	1	0	Male	0	0	0	0	0	0	0	0	
				Female	1	1	0	0	0	0	0	0	0
Grand Total #		3	1	Male #	2	1	1	0	0	0	0	0	
Grand Total %			33.3	Male %	66.7	33.3	33.3	0.0	0.0	0.0	0.0	0.0	
				Female #	1	1	0	0	0	0	0	0	
				Female%	33.3	33.3	0.0	0.0	0.0	0.0	0.0	0.0	

Maricopa County Community College District

Estrella Mountain Community College

Workforce Analysis

Snapshot Date: 09/30/2017

Organizational Unit: Foreign Language

Job Code	JobTitle	Total		Total								
		EMP	MIN	EMP	W	AA	H	A	NA	PI	2+	
4204	Adjunct Faculty Day	1	1	Male	0	0	0	0	0	0	0	0
				Female	1	0	0	1	0	0	0	0
Grand Total #		1	1	Male #	0	0	0	0	0	0	0	0
Grand Total %			100.0	Male %	0.0	0.0	0.0	0.0	0.0	0.0	0.0	0.0
				Female #	1	0	0	1	0	0	0	0
				Female%	100.0	0.0	0.0	100.0	0.0	0.0	0.0	0.0

Maricopa County Community College District

Estrella Mountain Community College

Snapshot Date: 09/30/2017

Workforce Analysis

Organizational Unit: Grounds

Job Code	JobTitle	Total		Total								
		EMP	MIN	EMP	W	AA	H	A	NA	PI	2+	
4900	Groundskeeper I	3	2	Male	3	1	0	2	0	0	0	0
				Female	0	0	0	0	0	0	0	
Grand Total #		3	2	Male #	3	1	0	2	0	0	0	0
Grand Total %			66.7	Male %	100.0	33.3	0.0	66.7	0.0	0.0	0.0	0.0
				Female #	0	0	0	0	0	0	0	0
				Female%	0.0	0.0	0.0	0.0	0.0	0.0	0.0	0.0

Maricopa County Community College District

Estrella Mountain Community College

Workforce Analysis

Snapshot Date: 09/30/2017

Organizational Unit: Honors Program

Job Code	JobTitle	Total		Total								
		EMP	MIN	EMP	W	AA	H	A	NA	PI	2+	
2785	Office Coord II	1	0	Male	0	0	0	0	0	0	0	0
				Female	1	1	0	0	0	0	0	0
Grand Total #		1	0	Male #	0	0	0	0	0	0	0	0
Grand Total %			0.0	Male %	0.0	0.0	0.0	0.0	0.0	0.0	0.0	0.0
				Female #	1	1	0	0	0	0	0	0
				Female%	100.0	100.0	0.0	0.0	0.0	0.0	0.0	0.0

Maricopa County Community College District

Estrella Mountain Community College

Workforce Analysis

Snapshot Date: 09/30/2017

Organizational Unit: Human Resources

Job Code	JobTitle	Total		Total								
		EMP	MIN	EMP	W	AA	H	A	NA	PI	2+	
1325	Coord Human Resources Svcs	2	2	Male	0	0	0	0	0	0	0	0
				Female	2	0	0	2	0	0	0	0
Grand Total #		2	2	Male #	0	0	0	0	0	0	0	
Grand Total %			100.0	Male %	0.0	0.0	0.0	0.0	0.0	0.0	0.0	
				Female #	2	0	0	2	0	0	0	
				Female%	100.0	0.0	0.0	100.0	0.0	0.0	0.0	

Maricopa County Community College District

Estrella Mountain Community College

Workforce Analysis

Snapshot Date: 09/30/2017

Organizational Unit: HVAC-Crafts

Job Code	JobTitle	Total		Total								
		EMP	MIN	EMP	W	AA	H	A	NA	PI	2+	
4560	HVAC Maint Tech	1	1	Male	1	0	0	1	0	0	0	0
				Female	0	0	0	0	0	0	0	
Grand Total #		1	1	Male #	1	0	0	1	0	0	0	0
Grand Total %			100.0	Male %	100.0	0.0	0.0	100.0	0.0	0.0	0.0	0.0
				Female #	0	0	0	0	0	0	0	0
				Female%	0.0	0.0	0.0	0.0	0.0	0.0	0.0	0.0

Maricopa County Community College District

Estrella Mountain Community College

Snapshot Date: 09/30/2017

Workforce Analysis

Organizational Unit: Information Resources Div

Job Code	JobTitle	Total		Total								
		EMP	MIN	EMP	W	AA	H	A	NA	PI	2+	
2770	Library Asst II	3	0	Male	1	1	0	0	0	0	0	0
				Female	2	2	0	0	0	0	0	0
7480	Librarian	4	1	Male	1	1	0	0	0	0	0	
				Female	3	2	0	0	1	0	0	0
Grand Total #		7	1	Male #	2	2	0	0	0	0	0	
Grand Total %			14.3	Male %	28.6	28.6	0.0	0.0	0.0	0.0	0.0	
				Female #	5	4	0	0	1	0	0	
				Female%	71.4	57.1	0.0	0.0	14.3	0.0	0.0	

Maricopa County Community College District

Estrella Mountain Community College

Workforce Analysis

Snapshot Date: 09/30/2017

Organizational Unit: Information Technology

Job Code	JobTitle	Total		Total								
		EMP	MIN	EMP	W	AA	H	A	NA	PI	2+	
1102	Sr Systems Engineer	1	0	Male	1	1	0	0	0	0	0	0
				Female	0	0	0	0	0	0	0	0
980	Programmer Analyst III	1	1	Male	1	0	0	0	1	0	0	0
				Female	0	0	0	0	0	0	0	0
Grand Total #		2	1	Male #	2	1	0	0	1	0	0	0
Grand Total %			50.0	Male %	100.0	50.0	0.0	0.0	50.0	0.0	0.0	0.0
				Female #	0	0	0	0	0	0	0	0
				Female%	0.0	0.0	0.0	0.0	0.0	0.0	0.0	0.0

Maricopa County Community College District

Estrella Mountain Community College

Snapshot Date: 09/30/2017

Workforce Analysis

Organizational Unit: Institutional Advancement

Job Code	JobTitle	Total		Total								
		EMP	MIN	EMP	W	AA	H	A	NA	PI	2+	
1459	Student Life Ldrship Prog Spec	1	1	Male	0	0	0	0	0	0	0	0
				Female	1	0	0	1	0	0	0	0
Grand Total #		1	1	Male #	0	0	0	0	0	0	0	0
Grand Total %			100.0	Male %	0.0	0.0	0.0	0.0	0.0	0.0	0.0	0.0
				Female #	1	0	0	1	0	0	0	0
				Female%	100.0	0.0	0.0	100.0	0.0	0.0	0.0	0.0

Maricopa County Community College District

Estrella Mountain Community College

Workforce Analysis

Snapshot Date: 09/30/2017

Organizational Unit: Institutional Effectiveness

Job Code	JobTitle	Total		Total									
		EMP	MIN	EMP	W	AA	H	A	NA	PI	2+		
834	Coord Grants	1	0	Male	1	1	0	0	0	0	0	0	0
				Female	0	0	0	0	0	0	0	0	0
		Grand Total #	1	Male #	1	1	0	0	0	0	0	0	0
		Grand Total %		Male %	100.0	100.0	0.0	0.0	0.0	0.0	0.0	0.0	0.0
				Female #	0	0	0	0	0	0	0	0	0
				Female%	0.0	0.0	0.0	0.0	0.0	0.0	0.0	0.0	0.0

Maricopa County Community College District

Estrella Mountain Community College

Workforce Analysis

Snapshot Date: 09/30/2017

Organizational Unit: Institutional Effectiveness

Job Code	JobTitle	Total		Total								
		EMP	MIN	EMP	W	AA	H	A	NA	PI	2+	
2805	Research Asst	1	1	Male	0	0	0	0	0	0	0	0
				Female	1	0	0	1	0	0	0	0
Grand Total #		1	1	Male #	0	0	0	0	0	0	0	0
Grand Total %			100.0	Male %	0.0	0.0	0.0	0.0	0.0	0.0	0.0	0.0
				Female #	1	0	0	1	0	0	0	0
				Female%	100.0	0.0	0.0	100.0	0.0	0.0	0.0	0.0

Maricopa County Community College District

Estrella Mountain Community College

Snapshot Date: 09/30/2017

Workforce Analysis

Organizational Unit: Instructional - Day Reg Sem

Job Code	JobTitle	Total		Total								
		EMP	MIN	EMP	W	AA	H	A	NA	PI	2+	
1051	Coord Science Lab	1	1	Male	1	0	0	0	1	0	0	0
				Female	0	0	0	0	0	0	0	
1335	Coord Learning Ctr	1	1	Male	0	0	0	0	0	0	0	0
				Female	1	0	0	1	0	0	0	0
2311	Coord Fine Arts Instruc Tech	1	0	Male	1	1	0	0	0	0	0	0
				Female	0	0	0	0	0	0	0	0
4028	Substitute Pay Day Inst	1	0	Male	0	0	0	0	0	0	0	0
				Female	1	1	0	0	0	0	0	0
4029	Substitute Pay Evening Inst	1	1	Male	0	0	0	0	0	0	0	0
				Female	1	0	1	0	0	0	0	0
4204	Adjunct Faculty Day	96	26	Male	36	26	3	6	0	0	1	0
				Female	60	44	8	6	2	0	0	0
4205	Adjunct Faculty Evening	59	14	Male	25	19	0	5	1	0	0	0
				Female	34	26	4	1	2	0	1	0
4212	Service Fac Adjunct Day	2	1	Male	0	0	0	0	0	0	0	0
				Female	2	1	1	0	0	0	0	0
7090	Biology	3	0	Male	2	2	0	0	0	0	0	0
				Female	1	1	0	0	0	0	0	0
7130	Chemistry	1	0	Male	1	1	0	0	0	0	0	0
				Female	0	0	0	0	0	0	0	0
7320	English	1	0	Male	1	1	0	0	0	0	0	0
				Female	0	0	0	0	0	0	0	0
7500	Mathematics	2	1	Male	1	0	0	0	1	0	0	0
				Female	1	1	0	0	0	0	0	0

Maricopa County Community College District

Estrella Mountain Community College

Workforce Analysis

Snapshot Date: 09/30/2017

Organizational Unit: Instructional - Day Reg Sem

Job Code	JobTitle	Total		Total								
		EMP	MIN	EMP	W	AA	H	A	NA	PI	2+	
	Grand Total #	169	45	Male #	68	50	3	11	3	0	1	0
	Grand Total %		26.6	Male %	40.2	29.6	1.8	6.5	1.8	0.0	0.6	0.0
				Female #	101	74	14	8	4	0	1	0
				Female%	59.8	43.8	8.3	4.7	2.4	0.0	0.6	0.0

Maricopa County Community College District

Estrella Mountain Community College

Snapshot Date: 09/30/2017

Workforce Analysis

Organizational Unit: Instructional - Occ Ed

Job Code	JobTitle	Total		Total								
		EMP	MIN	EMP	W	AA	H	A	NA	PI	2+	
1211	Systems Admin II	1	0	Male	1	1	0	0	0	0	0	0
				Female	0	0	0	0	0	0	0	0
1286	Coord Media Svcs	1	0	Male	1	1	0	0	0	0	0	0
				Female	0	0	0	0	0	0	0	0
1305	Admin Asst II	1	0	Male	0	0	0	0	0	0	0	0
				Female	1	1	0	0	0	0	0	0
1457	Student Svcs Spec	1	1	Male	1	0	0	1	0	0	0	0
				Female	0	0	0	0	0	0	0	0
2707	Client Support Analyst	1	1	Male	1	0	0	1	0	0	0	0
				Female	0	0	0	0	0	0	0	0
4028	Substitute Pay Day Inst	1	0	Male	1	1	0	0	0	0	0	0
				Female	0	0	0	0	0	0	0	0
4204	Adjunct Faculty Day	38	8	Male	17	11	3	3	0	0	0	0
				Female	21	19	0	2	0	0	0	0
4205	Adjunct Faculty Evening	14	4	Male	11	7	1	3	0	0	0	0
				Female	3	3	0	0	0	0	0	0
575	Instructional Tech	1	1	Male	0	0	0	0	0	0	0	0
				Female	1	0	1	0	0	0	0	0
7386	Clinical Nursing	1	0	Male	0	0	0	0	0	0	0	0
				Female	1	1	0	0	0	0	0	0
870	Coord Computer Svcs	1	0	Male	0	0	0	0	0	0	0	0
				Female	1	1	0	0	0	0	0	0
Grand Total #		61	15	Male #	33	21	4	8	0	0	0	0
Grand Total %			24.6	Male %	54.1	34.4	6.6	13.1	0.0	0.0	0.0	0.0
				Female #	28	25	1	2	0	0	0	0
				Female%	45.9	41.0	1.6	3.3	0.0	0.0	0.0	0.0

Maricopa County Community College District

Estrella Mountain Community College

Workforce Analysis

Snapshot Date: 09/30/2017

Organizational Unit: Instructional - Summer

Job Code	JobTitle	Total		Total								
		EMP	MIN	EMP	W	AA	H	A	NA	PI	2+	
7180	Communication	1	1	Male	0	0	0	0	0	0	0	0
				Female	1	0	1	0	0	0	0	0
Grand Total #		1	1	Male #	0	0	0	0	0	0	0	0
Grand Total %			100.0	Male %	0.0	0.0	0.0	0.0	0.0	0.0	0.0	0.0
				Female #	1	0	1	0	0	0	0	0
				Female%	100.0	0.0	100.0	0.0	0.0	0.0	0.0	0.0

Maricopa County Community College District

Estrella Mountain Community College

Workforce Analysis

Snapshot Date: 09/30/2017

Organizational Unit: Instructional Computing Div

Job Code	JobTitle	Total		Total								
		EMP	MIN	EMP	W	AA	H	A	NA	PI	2+	
1108	Systems Admin I	1	0	Male	1	1	0	0	0	0	0	0
				Female	0	0	0	0	0	0	0	0
2730	Admin Secretary III	1	0	Male	0	0	0	0	0	0	0	0
				Female	1	1	0	0	0	0	0	0
6410	Business	1	0	Male	0	0	0	0	0	0	0	0
				Female	1	1	0	0	0	0	0	0
7205	Computer Information Systems	5	0	Male	5	5	0	0	0	0	0	0
				Female	0	0	0	0	0	0	0	0
Grand Total #		8	0	Male #	6	6	0	0	0	0	0	0
Grand Total %			0.0	Male %	75.0	75.0	0.0	0.0	0.0	0.0	0.0	0.0
				Female #	2	2	0	0	0	0	0	0
				Female%	25.0	25.0	0.0	0.0	0.0	0.0	0.0	0.0

Maricopa County Community College District

Estrella Mountain Community College

Workforce Analysis

Snapshot Date: 09/30/2017

Organizational Unit: IT App Web Development

Job Code	JobTitle	Total		Total								
		EMP	MIN	EMP	W	AA	H	A	NA	PI	2+	
4075	Temp Level 2	2	2	Male	1	0	0	1	0	0	0	0
				Female	1	0	0	1	0	0	0	0
Grand Total #		2	2	Male #	1	0	0	1	0	0	0	0
Grand Total %			100.0	Male %	50.0	0.0	0.0	50.0	0.0	0.0	0.0	0.0
				Female #	1	0	0	1	0	0	0	0
				Female%	50.0	0.0	0.0	50.0	0.0	0.0	0.0	0.0

Maricopa County Community College District

Estrella Mountain Community College

Workforce Analysis

Snapshot Date: 09/30/2017

Organizational Unit: IT Help Desk

Job Code	JobTitle	Total		Total								
		EMP	MIN	EMP	W	AA	H	A	NA	PI	2+	
4075	Temp Level 2	2	1	Male	1	1	0	0	0	0	0	0
				Female	1	0	0	1	0	0	0	0
Grand Total #		2	1	Male #	1	1	0	0	0	0	0	0
Grand Total %			50.0	Male %	50.0	50.0	0.0	0.0	0.0	0.0	0.0	0.0
				Female #	1	0	0	1	0	0	0	0
				Female%	50.0	0.0	0.0	50.0	0.0	0.0	0.0	0.0

Maricopa County Community College District

Estrella Mountain Community College

Workforce Analysis

Snapshot Date: 09/30/2017

Organizational Unit: IT Operations Center

Job Code	JobTitle	Total		Total								
		EMP	MIN	EMP	W	AA	H	A	NA	PI	2+	
4075	Temp Level 2	1	1	Male	1	0	0	1	0	0	0	0
				Female	0	0	0	0	0	0	0	
Grand Total #		1	1	Male #	1	0	0	1	0	0	0	0
Grand Total %			100.0	Male %	100.0	0.0	0.0	100.0	0.0	0.0	0.0	0.0
				Female #	0	0	0	0	0	0	0	0
				Female%	0.0	0.0	0.0	0.0	0.0	0.0	0.0	0.0

Maricopa County Community College District

Estrella Mountain Community College

Workforce Analysis

Snapshot Date: 09/30/2017

Organizational Unit: IT Tier 2 Services

Job Code	JobTitle	Total		Total								
		EMP	MIN	EMP	W	AA	H	A	NA	PI	2+	
4075	Temp Level 2	1	0	Male	0	0	0	0	0	0	0	0
				Female	1	1	0	0	0	0	0	0
Grand Total #		1	0	Male #	0	0	0	0	0	0	0	0
Grand Total %			0.0	Male %	0.0	0.0	0.0	0.0	0.0	0.0	0.0	0.0
				Female #	1	1	0	0	0	0	0	0
				Female%	100.0	100.0	0.0	0.0	0.0	0.0	0.0	0.0

Maricopa County Community College District

Estrella Mountain Community College

Workforce Analysis

Snapshot Date: 09/30/2017

Organizational Unit: ITS ERP Production & Support

Job Code	JobTitle	Total		Total								
		EMP	MIN	EMP	W	AA	H	A	NA	PI	2+	
4075	Temp Level 2	1	1	Male	1	0	0	1	0	0	0	0
				Female	0	0	0	0	0	0	0	
Grand Total #		1	1	Male #	1	0	0	1	0	0	0	0
Grand Total %			100.0	Male %	100.0	0.0	0.0	100.0	0.0	0.0	0.0	0.0
				Female #	0	0	0	0	0	0	0	0
				Female%	0.0	0.0	0.0	0.0	0.0	0.0	0.0	0.0

Maricopa County Community College District

Estrella Mountain Community College

Snapshot Date: 09/30/2017

Workforce Analysis

Organizational Unit: ITS Infrastructure

Job Code	JobTitle	Total		Total									
		EMP	MIN	EMP	W	AA	H	A	NA	PI	2+		
4075	Temp Level 2	2	1	Male	1	0	0	0	0	0	0	1	0
				Female	1	1	0	0	0	0	0	0	0
Grand Total #		2	1	Male #	1	0	0	0	0	0	0	1	0
Grand Total %			50.0	Male %	50.0	0.0	0.0	0.0	0.0	0.0	0.0	50.0	0.0
				Female #	1	1	0	0	0	0	0	0	0
				Female%	50.0	50.0	0.0	0.0	0.0	0.0	0.0	0.0	0.0

Maricopa County Community College District

Estrella Mountain Community College

Workforce Analysis

Snapshot Date: 09/30/2017

Organizational Unit: ITS Project Management Office

Job Code	JobTitle	Total		Total								
		EMP	MIN	EMP	W	AA	H	A	NA	PI	2+	
4075	Temp Level 2	2	1	Male	0	0	0	0	0	0	0	0
				Female	2	1	0	1	0	0	0	0
Grand Total #		2	1	Male #	0	0	0	0	0	0	0	0
Grand Total %			50.0	Male %	0.0	0.0	0.0	0.0	0.0	0.0	0.0	0.0
				Female #	2	1	0	1	0	0	0	0
				Female%	100.0	50.0	0.0	50.0	0.0	0.0	0.0	0.0

Maricopa County Community College District

Estrella Mountain Community College

Snapshot Date: 09/30/2017

Workforce Analysis

Organizational Unit: ITS-Communication and Govern

Job Code	JobTitle	Total		Total								
		EMP	MIN	EMP	W	AA	H	A	NA	PI	2+	
4075	Temp Level 2	2	1	Male	1	1	0	0	0	0	0	0
				Female	1	0	0	1	0	0	0	0
Grand Total #		2	1	Male #	1	1	0	0	0	0	0	0
Grand Total %			50.0	Male %	50.0	50.0	0.0	0.0	0.0	0.0	0.0	0.0
				Female #	1	0	0	1	0	0	0	0
				Female%	50.0	0.0	0.0	50.0	0.0	0.0	0.0	0.0

Maricopa County Community College District

Estrella Mountain Community College

Workforce Analysis

Snapshot Date: 09/30/2017

Organizational Unit: Learning Assist Center

Job Code	JobTitle	Total		Total									
		EMP	MIN	EMP	W	AA	H	A	NA	PI	2+		
4075	Temp Level 2	1	0	Male	0	0	0	0	0	0	0	0	0
				Female	1	1	0	0	0	0	0	0	0
Grand Total #		1	0	Male #	0	0	0	0	0	0	0	0	0
Grand Total %			0.0	Male %	0.0	0.0	0.0	0.0	0.0	0.0	0.0	0.0	0.0
				Female #	1	1	0	0	0	0	0	0	0
				Female%	100.0	100.0	0.0	0.0	0.0	0.0	0.0	0.0	0.0

Maricopa County Community College District

Estrella Mountain Community College

Workforce Analysis

Snapshot Date: 09/30/2017

Organizational Unit: Learning Center

Job Code	JobTitle	Total		Total								
		EMP	MIN	EMP	W	AA	H	A	NA	PI	2+	
4075	Temp Level 2	1	1	Male	1	0	0	1	0	0	0	0
				Female	0	0	0	0	0	0	0	
Grand Total #		1	1	Male #	1	0	0	1	0	0	0	0
Grand Total %			100.0	Male %	100.0	0.0	0.0	100.0	0.0	0.0	0.0	0.0
				Female #	0	0	0	0	0	0	0	0
				Female%	0.0	0.0	0.0	0.0	0.0	0.0	0.0	0.0

Maricopa County Community College District

Estrella Mountain Community College

Workforce Analysis

Snapshot Date: 09/30/2017

Organizational Unit: Learning Enhancement Center

Job Code	JobTitle	Total		Total								
		EMP	MIN	EMP	W	AA	H	A	NA	PI	2+	
4075	Temp Level 2	1	1	Male	0	0	0	0	0	0	0	0
				Female	1	0	0	1	0	0	0	0
Grand Total #		1	1	Male #	0	0	0	0	0	0	0	0
Grand Total %			100.0	Male %	0.0	0.0	0.0	0.0	0.0	0.0	0.0	0.0
				Female #	1	0	0	1	0	0	0	0
				Female%	100.0	0.0	0.0	100.0	0.0	0.0	0.0	0.0

Maricopa County Community College District

Estrella Mountain Community College

Workforce Analysis

Snapshot Date: 09/30/2017

Organizational Unit: Legal Studies

Job Code	JobTitle	Total		Total									
		EMP	MIN	EMP	W	AA	H	A	NA	PI	2+		
4075	Temp Level 2	1	1	Male	0	0	0	0	0	0	0	0	0
				Female	1	0	0	1	0	0	0	0	
4083	Temp MAT Equiv Grade 19	2	2	Male	2	0	0	2	0	0	0	0	
				Female	0	0	0	0	0	0	0		
4084	Temp MAT Equiv Grade 20	1	0	Male	0	0	0	0	0	0	0	0	
				Female	1	1	0	0	0	0	0		
Grand Total #		4	3	Male #	2	0	0	2	0	0	0	0	
Grand Total %			75.0	Male %	50.0	0.0	0.0	50.0	0.0	0.0	0.0	0.0	
				Female #	2	1	0	1	0	0	0	0	
				Female%	50.0	25.0	0.0	25.0	0.0	0.0	0.0	0.0	

Maricopa County Community College District

Estrella Mountain Community College

Workforce Analysis

Snapshot Date: 09/30/2017

Organizational Unit: Library

Job Code	JobTitle	Total		Total								
		EMP	MIN	EMP	W	AA	H	A	NA	PI	2+	
4075	Temp Level 2	2	2	Male	1	0	0	1	0	0	0	0
				Female	1	0	0	1	0	0	0	0
Grand Total #		2	2	Male #	1	0	0	1	0	0	0	0
Grand Total %			100.0	Male %	50.0	0.0	0.0	50.0	0.0	0.0	0.0	0.0
				Female #	1	0	0	1	0	0	0	0
				Female%	50.0	0.0	0.0	50.0	0.0	0.0	0.0	0.0

Maricopa County Community College District

Estrella Mountain Community College

Workforce Analysis

Snapshot Date: 09/30/2017

Organizational Unit: Library Public Services

Job Code	JobTitle	Total		Total								
		EMP	MIN	EMP	W	AA	H	A	NA	PI	2+	
4075	Temp Level 2	1	1	Male	1	0	0	1	0	0	0	0
				Female	0	0	0	0	0	0	0	
Grand Total #		1	1	Male #	1	0	0	1	0	0	0	0
Grand Total %			100.0	Male %	100.0	0.0	0.0	100.0	0.0	0.0	0.0	0.0
				Female #	0	0	0	0	0	0	0	0
				Female%	0.0	0.0	0.0	0.0	0.0	0.0	0.0	0.0

Maricopa County Community College District

Estrella Mountain Community College

Workforce Analysis

Snapshot Date: 09/30/2017

Organizational Unit: Library Resource Center

Job Code	JobTitle	Total		Total								
		EMP	MIN	EMP	W	AA	H	A	NA	PI	2+	
4075	Temp Level 2	1	1	Male	0	0	0	0	0	0	0	0
				Female	1	0	0	1	0	0	0	0
Grand Total #		1	1	Male #	0	0	0	0	0	0	0	0
Grand Total %			100.0	Male %	0.0	0.0	0.0	0.0	0.0	0.0	0.0	0.0
				Female #	1	0	0	1	0	0	0	0
				Female%	100.0	0.0	0.0	100.0	0.0	0.0	0.0	0.0

Maricopa County Community College District

Estrella Mountain Community College

Snapshot Date: 09/30/2017

Workforce Analysis

Organizational Unit: Library Technical Services

Job Code	JobTitle	Total		Total								
		EMP	MIN	EMP	W	AA	H	A	NA	PI	2+	
4075	Temp Level 2	2	0	Male	0	0	0	0	0	0	0	0
				Female	2	2	0	0	0	0	0	0
Grand Total #		2	0	Male #	0	0	0	0	0	0	0	
Grand Total %			0.0	Male %	0.0	0.0	0.0	0.0	0.0	0.0	0.0	
				Female #	2	2	0	0	0	0	0	
				Female%	100.0	100.0	0.0	0.0	0.0	0.0	0.0	

Maricopa County Community College District

Estrella Mountain Community College

Snapshot Date: 09/30/2017

Workforce Analysis

Organizational Unit: Library, Learning Ctr&Counsel

Job Code	JobTitle	Total		Total								
		EMP	MIN	EMP	W	AA	H	A	NA	PI	2+	
4027	Service Fac Hrly Evening	1	0	Male	0	0	0	0	0	0	0	0
				Female	1	1	0	0	0	0	0	0
4075	Temp Level 2	1	1	Male	0	0	0	0	0	0	0	0
				Female	1	0	0	1	0	0	0	0
Grand Total #		2	1	Male #	0	0	0	0	0	0	0	0
Grand Total %			50.0	Male %	0.0	0.0	0.0	0.0	0.0	0.0	0.0	0.0
				Female #	2	1	0	1	0	0	0	0
				Female%	100.0	50.0	0.0	50.0	0.0	0.0	0.0	0.0

Maricopa County Community College District

Estrella Mountain Community College

Snapshot Date: 09/30/2017

Workforce Analysis

Organizational Unit: Maintenance

Job Code	JobTitle	Total		Total								
		EMP	MIN	EMP	W	AA	H	A	NA	PI	2+	
4550	Carpenter	1	0	Male	1	1	0	0	0	0	0	0
				Female	0	0	0	0	0	0	0	0
4555	Electrician	1	0	Male	1	1	0	0	0	0	0	0
				Female	0	0	0	0	0	0	0	0
4560	HVAC Maint Tech	1	1	Male	1	0	0	1	0	0	0	0
				Female	0	0	0	0	0	0	0	0
4840	Building Maint Tech	1	1	Male	1	0	0	1	0	0	0	0
				Female	0	0	0	0	0	0	0	0
4890	Lead Custodian I	1	0	Male	0	0	0	0	0	0	0	0
				Female	1	1	0	0	0	0	0	0
4891	Lead Custodian II	1	1	Male	1	0	0	1	0	0	0	0
				Female	0	0	0	0	0	0	0	0
4895	Custodian I	6	4	Male	1	1	0	0	0	0	0	0
				Female	5	1	0	4	0	0	0	0
Grand Total #		12	7	Male #	6	3	0	3	0	0	0	0
Grand Total %			58.3	Male %	50.0	25.0	0.0	25.0	0.0	0.0	0.0	0.0
				Female #	6	2	0	4	0	0	0	0
				Female%	50.0	16.7	0.0	33.3	0.0	0.0	0.0	0.0

Maricopa County Community College District

Estrella Mountain Community College

Workforce Analysis

Snapshot Date: 09/30/2017

Organizational Unit: Maintenance & Operations

Job Code	JobTitle	Total		Total								
		EMP	MIN	EMP	W	AA	H	A	NA	PI	2+	
4075	Temp Level 2	1	0	Male	1	1	0	0	0	0	0	0
				Female	0	0	0	0	0	0	0	0
Grand Total #		1	0	Male #	1	1	0	0	0	0	0	
Grand Total %			0.0	Male %	100.0	100.0	0.0	0.0	0.0	0.0	0.0	
				Female #	0	0	0	0	0	0	0	
				Female%	0.0	0.0	0.0	0.0	0.0	0.0	0.0	

Maricopa County Community College District

Estrella Mountain Community College

Workforce Analysis

Snapshot Date: 09/30/2017

Organizational Unit: Marketing & Communication

Job Code	JobTitle	Total		Total								
		EMP	MIN	EMP	W	AA	H	A	NA	PI	2+	
4075	Temp Level 2	1	0	Male	0	0	0	0	0	0	0	0
				Female	1	1	0	0	0	0	0	0
Grand Total #		1	0	Male #	0	0	0	0	0	0	0	0
Grand Total %			0.0	Male %	0.0	0.0	0.0	0.0	0.0	0.0	0.0	0.0
				Female #	1	1	0	0	0	0	0	0
				Female%	100.0	100.0	0.0	0.0	0.0	0.0	0.0	0.0

Maricopa County Community College District

Estrella Mountain Community College

Workforce Analysis

Snapshot Date: 09/30/2017

Organizational Unit: Marketing & Operations

Job Code	JobTitle	Total		Total								
		EMP	MIN	EMP	W	AA	H	A	NA	PI	2+	
4075	Temp Level 2	2	1	Male	1	0	0	1	0	0	0	0
				Female	1	1	0	0	0	0	0	
Grand Total #		2	1	Male #	1	0	0	1	0	0	0	0
Grand Total %			50.0	Male %	50.0	0.0	0.0	50.0	0.0	0.0	0.0	0.0
				Female #	1	1	0	0	0	0	0	0
				Female%	50.0	50.0	0.0	0.0	0.0	0.0	0.0	0.0

Maricopa County Community College District

Estrella Mountain Community College

Workforce Analysis

Snapshot Date: 09/30/2017

Organizational Unit: Marketing & Public Relations

Job Code	JobTitle	Total		Total								
		EMP	MIN	EMP	W	AA	H	A	NA	PI	2+	
4075	Temp Level 2	1	1	Male	0	0	0	0	0	0	0	0
				Female	1	0	0	0	1	0	0	0
Grand Total #		1	1	Male #	0	0	0	0	0	0	0	0
Grand Total %			100.0	Male %	0.0	0.0	0.0	0.0	0.0	0.0	0.0	0.0
				Female #	1	0	0	0	1	0	0	0
				Female%	100.0	0.0	0.0	0.0	100.0	0.0	0.0	0.0

Maricopa County Community College District

Estrella Mountain Community College

Snapshot Date: 09/30/2017

Workforce Analysis

Organizational Unit: Marketing, Comm & Creative Svc

Job Code	JobTitle	Total		Total								
		EMP	MIN	EMP	W	AA	H	A	NA	PI	2+	
4075	Temp Level 2	1	1	Male	0	0	0	0	0	0	0	0
				Female	1	0	0	0	1	0	0	0
Grand Total #		1	1	Male #	0	0	0	0	0	0	0	0
Grand Total %			100.0	Male %	0.0	0.0	0.0	0.0	0.0	0.0	0.0	0.0
				Female #	1	0	0	0	1	0	0	0
				Female%	100.0	0.0	0.0	0.0	100.0	0.0	0.0	0.0

Maricopa County Community College District

Estrella Mountain Community College

Workforce Analysis

Snapshot Date: 09/30/2017

Organizational Unit: Marketing, PR & Sales

Job Code	JobTitle	Total		Total								
		EMP	MIN	EMP	W	AA	H	A	NA	PI	2+	
4075	Temp Level 2	3	2	Male	1	1	0	0	0	0	0	0
				Female	2	0	0	2	0	0	0	0
Grand Total #		3	2	Male #	1	1	0	0	0	0	0	0
Grand Total %			66.7	Male %	33.3	33.3	0.0	0.0	0.0	0.0	0.0	0.0
				Female #	2	0	0	2	0	0	0	0
				Female%	66.7	0.0	0.0	66.7	0.0	0.0	0.0	0.0

Maricopa County Community College District

Estrella Mountain Community College

Workforce Analysis

Snapshot Date: 09/30/2017

Organizational Unit: Marketing-Creative

Job Code	JobTitle	Total		Total								
		EMP	MIN	EMP	W	AA	H	A	NA	PI	2+	
4075	Temp Level 2	3	3	Male	1	0	0	1	0	0	0	0
				Female	2	0	1	0	0	1	0	0
Grand Total #		3	3	Male #	1	0	0	1	0	0	0	0
Grand Total %			100.0	Male %	33.3	0.0	0.0	33.3	0.0	0.0	0.0	0.0
				Female #	2	0	1	0	0	1	0	0
				Female%	66.7	0.0	33.3	0.0	0.0	33.3	0.0	0.0

Maricopa County Community College District

Estrella Mountain Community College

Workforce Analysis

Snapshot Date: 09/30/2017

Organizational Unit: Math, Engineering & Physics

Job Code	JobTitle	Total		Total								
		EMP	MIN	EMP	W	AA	H	A	NA	PI	2+	
2730	Admin Secretary III	1	0	Male	0	0	0	0	0	0	0	0
				Female	1	1	0	0	0	0	0	0
7315	Engineering	1	1	Male	1	0	0	1	0	0	0	0
				Female	0	0	0	0	0	0	0	0
7500	Mathematics	8	3	Male	1	0	0	1	0	0	0	0
				Female	7	5	0	2	0	0	0	0
8110	Physics	3	1	Male	2	2	0	0	0	0	0	0
				Female	1	0	0	1	0	0	0	0
Grand Total #		13	5	Male #	4	2	0	2	0	0	0	0
Grand Total %			38.5	Male %	30.8	15.4	0.0	15.4	0.0	0.0	0.0	0.0
				Female #	9	6	0	3	0	0	0	0
				Female%	69.2	46.2	0.0	23.1	0.0	0.0	0.0	0.0

Maricopa County Community College District

Estrella Mountain Community College

Workforce Analysis

Snapshot Date: 09/30/2017

Organizational Unit: Mathematics

Job Code	JobTitle	Total		Total								
		EMP	MIN	EMP	W	AA	H	A	NA	PI	2+	
4204	Adjunct Faculty Day	2	1	Male	2	1	0	0	1	0	0	0
				Female	0	0	0	0	0	0	0	
Grand Total #		2	1	Male #	2	1	0	0	1	0	0	0
Grand Total %			50.0	Male %	100.0	50.0	0.0	0.0	50.0	0.0	0.0	0.0
				Female #	0	0	0	0	0	0	0	0
				Female%	0.0	0.0	0.0	0.0	0.0	0.0	0.0	0.0

Maricopa County Community College District

Estrella Mountain Community College

Snapshot Date: 09/30/2017

Workforce Analysis

Organizational Unit: Medical Billing & Coding

Job Code	JobTitle	Total		Total								
		EMP	MIN	EMP	W	AA	H	A	NA	PI	2+	
K120	Instructor	1	0	Male	0	0	0	0	0	0	0	0
				Female	1	1	0	0	0	0	0	0
Grand Total #		1	0	Male #	0	0	0	0	0	0	0	0
Grand Total %			0.0	Male %	0.0	0.0	0.0	0.0	0.0	0.0	0.0	0.0
				Female #	1	1	0	0	0	0	0	0
				Female%	100.0	100.0	0.0	0.0	0.0	0.0	0.0	0.0

Maricopa County Community College District

Estrella Mountain Community College

Workforce Analysis

Snapshot Date: 09/30/2017

Organizational Unit: Modern Languages

Job Code	JobTitle	Total		Total								
		EMP	MIN	EMP	W	AA	H	A	NA	PI	2+	
2730	Admin Secretary III	1	1	Male	0	0	0	0	0	0	0	0
				Female	1	0	0	1	0	0	0	0
8150	Reading	3	2	Male	1	0	0	1	0	0	0	0
				Female	2	1	0	1	0	0	0	0
8200	Spanish	1	1	Male	0	0	0	0	0	0	0	0
				Female	1	0	0	1	0	0	0	0
8369	English as a Second Language	1	0	Male	1	1	0	0	0	0	0	0
				Female	0	0	0	0	0	0	0	0
Grand Total #		6	4	Male #	2	1	0	1	0	0	0	0
Grand Total %			66.7	Male %	33.3	16.7	0.0	16.7	0.0	0.0	0.0	0.0
				Female #	4	1	0	3	0	0	0	0
				Female%	66.7	16.7	0.0	50.0	0.0	0.0	0.0	0.0

Maricopa County Community College District

Estrella Mountain Community College

Snapshot Date: 09/30/2017

Workforce Analysis

Organizational Unit: MSC Admissions & Records

Job Code	JobTitle	Total		Total								
		EMP	MIN	EMP	W	AA	H	A	NA	PI	2+	
K399	Student Svcs Coord	1	1	Male	1	0	0	1	0	0	0	0
				Female	0	0	0	0	0	0	0	0
Grand Total #		1	1	Male #	1	0	0	1	0	0	0	0
Grand Total %			100.0	Male %	100.0	0.0	0.0	100.0	0.0	0.0	0.0	0.0
				Female #	0	0	0	0	0	0	0	0
				Female%	0.0	0.0	0.0	0.0	0.0	0.0	0.0	0.0

Maricopa County Community College District

Estrella Mountain Community College

Snapshot Date: 09/30/2017

Workforce Analysis

Organizational Unit: Mth, Sci, Engin, & Counseling

Job Code	JobTitle	Total		Total								
		EMP	MIN	EMP	W	AA	H	A	NA	PI	2+	
4036	Student Lrning Facilitator I	38	26	Male	19	6	3	9	1	0	0	0
				Female	19	6	0	12	0	1	0	0
Grand Total #		38	26	Male #	19	6	3	9	1	0	0	0
Grand Total %			68.4	Male %	50.0	15.8	7.9	23.7	2.6	0.0	0.0	0.0
				Female #	19	6	0	12	0	1	0	0
				Female%	50.0	15.8	0.0	31.6	0.0	2.6	0.0	0.0

Maricopa County Community College District

Estrella Mountain Community College

Workforce Analysis

Snapshot Date: 09/30/2017

Organizational Unit: My Career, Library & CTL

Job Code	JobTitle	Total		Total								
		EMP	MIN	EMP	W	AA	H	A	NA	PI	2+	
7205	Computer Information Systems	1	0	Male	1	1	0	0	0	0	0	0
				Female	0	0	0	0	0	0	0	0
Grand Total #		1	0	Male #	1	1	0	0	0	0	0	0
Grand Total %			0.0	Male %	100.0	100.0	0.0	0.0	0.0	0.0	0.0	0.0
				Female #	0	0	0	0	0	0	0	0
				Female%	0.0	0.0	0.0	0.0	0.0	0.0	0.0	0.0

Maricopa County Community College District

Estrella Mountain Community College

Snapshot Date: 09/30/2017

Workforce Analysis

Organizational Unit: Network Support Services

Job Code	JobTitle	Total		Total								
		EMP	MIN	EMP	W	AA	H	A	NA	PI	2+	
1108	Systems Admin I	1	0	Male	1	1	0	0	0	0	0	0
				Female	0	0	0	0	0	0	0	0
Grand Total #		1	0	Male #	1	1	0	0	0	0	0	0
Grand Total %			0.0	Male %	100.0	100.0	0.0	0.0	0.0	0.0	0.0	0.0
				Female #	0	0	0	0	0	0	0	0
				Female%	0.0	0.0	0.0	0.0	0.0	0.0	0.0	0.0

Maricopa County Community College District

Estrella Mountain Community College

Workforce Analysis

Snapshot Date: 09/30/2017

Organizational Unit: Nursing & Allied Health

Job Code	JobTitle	Total		Total									
		EMP	MIN	EMP	W	AA	H	A	NA	PI	2+		
7386	Clinical Nursing	2	0	Male	0	0	0	0	0	0	0	0	0
				Female	2	2	0	0	0	0	0	0	0
Grand Total #		2	0	Male #	0	0	0	0	0	0	0	0	
Grand Total %			0.0	Male %	0.0	0.0	0.0	0.0	0.0	0.0	0.0	0.0	
				Female #	2	2	0	0	0	0	0	0	
				Female%	100.0	100.0	0.0	0.0	0.0	0.0	0.0	0.0	

Maricopa County Community College District

Estrella Mountain Community College

Snapshot Date: 09/30/2017

Workforce Analysis

Organizational Unit: Occupational Education Div

Job Code	JobTitle	Total		Total								
		EMP	MIN	EMP	W	AA	H	A	NA	PI	2+	
2730	Admin Secretary III	1	1	Male	0	0	0	0	0	0	0	0
				Female	1	0	0	1	0	0	0	0
6410	Business	2	2	Male	0	0	0	0	0	0	0	0
				Female	2	0	1	0	1	0	0	0
7000	Admin of Justice	2	1	Male	1	1	0	0	0	0	0	0
				Female	1	0	1	0	0	0	0	0
7215	Culinary Arts	1	0	Male	1	1	0	0	0	0	0	0
				Female	0	0	0	0	0	0	0	0
7290	Education	1	1	Male	0	0	0	0	0	0	0	0
				Female	1	0	0	1	0	0	0	0
7522	Speech Language Pathology	1	0	Male	0	0	0	0	0	0	0	0
				Female	1	1	0	0	0	0	0	0
Grand Total #		8	5	Male #	2	2	0	0	0	0	0	0
Grand Total %			62.5	Male %	25.0	25.0	0.0	0.0	0.0	0.0	0.0	0.0
				Female #	6	1	2	2	1	0	0	0
				Female%	75.0	12.5	25.0	25.0	12.5	0.0	0.0	0.0

Maricopa County Community College District

Estrella Mountain Community College

Workforce Analysis

Snapshot Date: 09/30/2017

Organizational Unit: Office of Dean Info Technology

Job Code	JobTitle	Total		Total								
		EMP	MIN	EMP	W	AA	H	A	NA	PI	2+	
4366	Instructional Project Develop	1	0	Male	0	0	0	0	0	0	0	0
				Female	1	1	0	0	0	0	0	0
Grand Total #		1	0	Male #	0	0	0	0	0	0	0	0
Grand Total %			0.0	Male %	0.0	0.0	0.0	0.0	0.0	0.0	0.0	0.0
				Female #	1	1	0	0	0	0	0	0
				Female%	100.0	100.0	0.0	0.0	0.0	0.0	0.0	0.0

Maricopa County Community College District

Estrella Mountain Community College

Workforce Analysis

Snapshot Date: 09/30/2017

Organizational Unit: Office of the Chancellor

Job Code	JobTitle	Total		Total								
		EMP	MIN	EMP	W	AA	H	A	NA	PI	2+	
50	College President	1	1	Male	1	0	0	1	0	0	0	0
				Female	0	0	0	0	0	0	0	
Grand Total #		1	1	Male #	1	0	0	1	0	0	0	0
Grand Total %			100.0	Male %	100.0	0.0	0.0	100.0	0.0	0.0	0.0	0.0
				Female #	0	0	0	0	0	0	0	0
				Female%	0.0	0.0	0.0	0.0	0.0	0.0	0.0	0.0

Maricopa County Community College District

Estrella Mountain Community College

Snapshot Date: 09/30/2017

Workforce Analysis

Organizational Unit: Office of the President CGC

Job Code	JobTitle	Total		Total								
		EMP	MIN	EMP	W	AA	H	A	NA	PI	2+	
403	Dean	1	0	Male	0	0	0	0	0	0	0	0
				Female	1	1	0	0	0	0	0	0
		Grand Total #	1	Male #	0	0	0	0	0	0	0	0
		Grand Total %		Male %	0.0	0.0	0.0	0.0	0.0	0.0	0.0	0.0
				Female #	1	1	0	0	0	0	0	0
				Female%	100.0	100.0	0.0	0.0	0.0	0.0	0.0	0.0

Maricopa County Community College District

Estrella Mountain Community College

Workforce Analysis

Snapshot Date: 09/30/2017

Organizational Unit: Office of the President EMCC

Job Code	JobTitle	Total		Total								
		EMP	MIN	EMP	W	AA	H	A	NA	PI	2+	
140	VP Occupational Education	1	1	Male	1	0	0	1	0	0	0	0
				Female	0	0	0	0	0	0	0	
145	VP Student Affairs	1	1	Male	0	0	0	0	0	0	0	0
				Female	1	0	0	1	0	0	0	0
403	Dean	1	1	Male	1	0	0	1	0	0	0	0
				Female	0	0	0	0	0	0	0	0
455	Exec Asst	1	0	Male	0	0	0	0	0	0	0	0
				Female	1	1	0	0	0	0	0	0
492	Dir Corp Foun Rel Dev Op	1	1	Male	1	0	0	1	0	0	0	0
				Female	0	0	0	0	0	0	0	0
9940	Coord Workforce Development	1	1	Male	0	0	0	0	0	0	0	0
				Female	1	0	0	1	0	0	0	0
Grand Total #		6	5	Male #	3	0	0	3	0	0	0	0
Grand Total %			83.3	Male %	50.0	0.0	0.0	50.0	0.0	0.0	0.0	0.0
				Female #	3	1	0	2	0	0	0	0
				Female%	50.0	16.7	0.0	33.3	0.0	0.0	0.0	0.0

Maricopa County Community College District

Estrella Mountain Community College

Workforce Analysis

Snapshot Date: 09/30/2017

Organizational Unit: Office of the President GCC

Job Code	JobTitle	Total		Total								
		EMP	MIN	EMP	W	AA	H	A	NA	PI	2+	
1116	VP Proj Dir	1	1	Male	0	0	0	0	0	0	0	0
				Female	1	0	0	0	1	0	0	0
Grand Total #		1	1	Male #	0	0	0	0	0	0	0	0
Grand Total %			100.0	Male %	0.0	0.0	0.0	0.0	0.0	0.0	0.0	0.0
				Female #	1	0	0	0	1	0	0	0
				Female%	100.0	0.0	0.0	0.0	100.0	0.0	0.0	0.0

Maricopa County Community College District
Estrella Mountain Community College
Workforce Analysis

Snapshot Date: 09/30/2017

Organizational Unit: Operations

Job Code	JobTitle	Total		Total								
		EMP	MIN	EMP	W	AA	H	A	NA	PI	2+	
2550	Curriculum Tech	1	1	Male	0	0	0	0	0	0	0	0
				Female	1	0	0	1	0	0	0	0
2730	Admin Secretary III	1	1	Male	1	0	0	1	0	0	0	0
				Female	0	0	0	0	0	0	0	0
Grand Total #		2	2	Male #	1	0	0	1	0	0	0	0
Grand Total %			100.0	Male %	50.0	0.0	0.0	50.0	0.0	0.0	0.0	0.0
				Female #	1	0	0	1	0	0	0	0
				Female%	50.0	0.0	0.0	50.0	0.0	0.0	0.0	0.0

Maricopa County Community College District

Estrella Mountain Community College

Workforce Analysis

Snapshot Date: 09/30/2017

Organizational Unit: Performing Arts Center

Job Code	JobTitle	Total		Total								
		EMP	MIN	EMP	W	AA	H	A	NA	PI	2+	
3006	Theatre Tech Coord	1	0	Male	1	1	0	0	0	0	0	0
				Female	0	0	0	0	0	0	0	0
Grand Total #		1	0	Male #	1	1	0	0	0	0	0	0
Grand Total %			0.0	Male %	100.0	100.0	0.0	0.0	0.0	0.0	0.0	0.0
				Female #	0	0	0	0	0	0	0	0
				Female%	0.0	0.0	0.0	0.0	0.0	0.0	0.0	0.0

Maricopa County Community College District

Estrella Mountain Community College

Workforce Analysis

Snapshot Date: 09/30/2017

Organizational Unit: Physical Science

Job Code	JobTitle	Total		Total								
		EMP	MIN	EMP	W	AA	H	A	NA	PI	2+	
4205	Adjunct Faculty Evening	1	0	Male	1	1	0	0	0	0	0	0
				Female	0	0	0	0	0	0	0	0
Grand Total #		1	0	Male #	1	1	0	0	0	0	0	0
Grand Total %			0.0	Male %	100.0	100.0	0.0	0.0	0.0	0.0	0.0	0.0
				Female #	0	0	0	0	0	0	0	0
				Female%	0.0	0.0	0.0	0.0	0.0	0.0	0.0	0.0

Maricopa County Community College District

Estrella Mountain Community College

Workforce Analysis

Snapshot Date: 09/30/2017

Organizational Unit: Public Safety

Job Code	JobTitle	Total		Total								
		EMP	MIN	EMP	W	AA	H	A	NA	PI	2+	
1007	Public Safety Police Officer	2	1	Male	2	1	1	0	0	0	0	0
				Female	0	0	0	0	0	0	0	
4885	Public Safety Dispatcher	1	1	Male	0	0	0	0	0	0	0	0
				Female	1	0	1	0	0	0	0	0
Grand Total #		3	2	Male #	2	1	1	0	0	0	0	0
Grand Total %			66.7	Male %	66.7	33.3	33.3	0.0	0.0	0.0	0.0	0.0
				Female #	1	0	1	0	0	0	0	0
				Female%	33.3	0.0	33.3	0.0	0.0	0.0	0.0	0.0

Maricopa County Community College District

Estrella Mountain Community College

Workforce Analysis

Snapshot Date: 09/30/2017

Organizational Unit: Public Safety Lieutenant

Job Code	JobTitle	Total		Total								
		EMP	MIN	EMP	W	AA	H	A	NA	PI	2+	
4880	Public Safety Aide	1	0	Male	0	0	0	0	0	0	0	0
				Female	1	1	0	0	0	0	0	0
Grand Total #		1	0	Male #	0	0	0	0	0	0	0	0
Grand Total %			0.0	Male %	0.0	0.0	0.0	0.0	0.0	0.0	0.0	0.0
				Female #	1	1	0	0	0	0	0	0
				Female%	100.0	100.0	0.0	0.0	0.0	0.0	0.0	0.0

Maricopa County Community College District

Estrella Mountain Community College

Snapshot Date: 09/30/2017

Workforce Analysis

Organizational Unit: Science

Job Code	JobTitle	Total		Total								
		EMP	MIN	EMP	W	AA	H	A	NA	PI	2+	
7090	Biology	8	2	Male	2	2	0	0	0	0	0	0
				Female	6	4	0	0	1	1	0	0
7130	Chemistry	2	1	Male	0	0	0	0	0	0	0	0
				Female	2	1	1	0	0	0	0	0
Grand Total #		10	3	Male #	2	2	0	0	0	0	0	0
Grand Total %			30.0	Male %	20.0	20.0	0.0	0.0	0.0	0.0	0.0	0.0
				Female #	8	5	1	0	1	1	0	0
				Female%	80.0	50.0	10.0	0.0	10.0	10.0	0.0	0.0

Maricopa County Community College District

Estrella Mountain Community College

Workforce Analysis

Snapshot Date: 09/30/2017

Organizational Unit: Science Lab Division

Job Code	JobTitle	Total		Total								
		EMP	MIN	EMP	W	AA	H	A	NA	PI	2+	
2775	Science Lab Tech	3	2	Male	2	1	0	0	1	0	0	0
				Female	1	0	0	1	0	0	0	
Grand Total #		3	2	Male #	2	1	0	0	1	0	0	0
Grand Total %			66.7	Male %	66.7	33.3	0.0	0.0	33.3	0.0	0.0	0.0
				Female #	1	0	0	1	0	0	0	0
				Female%	33.3	0.0	0.0	33.3	0.0	0.0	0.0	0.0

Maricopa County Community College District

Estrella Mountain Community College

Snapshot Date: 09/30/2017

Workforce Analysis

Organizational Unit: Student Activities

Job Code	JobTitle	Total		Total								
		EMP	MIN	EMP	W	AA	H	A	NA	PI	2+	
4075	Temp Level 2	2	2	Male	2	0	0	2	0	0	0	0
				Female	0	0	0	0	0	0	0	
Grand Total #		2	2	Male #	2	0	0	2	0	0	0	
Grand Total %			100.0	Male %	100.0	0.0	0.0	100.0	0.0	0.0	0.0	
				Female #	0	0	0	0	0	0	0	
				Female%	0.0	0.0	0.0	0.0	0.0	0.0	0.0	

Maricopa County Community College District

Estrella Mountain Community College

Workforce Analysis

Snapshot Date: 09/30/2017

Organizational Unit: Student Activities Admin

Job Code	JobTitle	Total		Total								
		EMP	MIN	EMP	W	AA	H	A	NA	PI	2+	
4075	Temp Level 2	1	1	Male	0	0	0	0	0	0	0	0
				Female	1	0	0	1	0	0	0	0
Grand Total #		1	1	Male #	0	0	0	0	0	0	0	0
Grand Total %			100.0	Male %	0.0	0.0	0.0	0.0	0.0	0.0	0.0	0.0
				Female #	1	0	0	1	0	0	0	0
				Female%	100.0	0.0	0.0	100.0	0.0	0.0	0.0	0.0

Maricopa County Community College District

Estrella Mountain Community College

Workforce Analysis

Snapshot Date: 09/30/2017

Organizational Unit: Student Affairs

Job Code	JobTitle	Total		Total								
		EMP	MIN	EMP	W	AA	H	A	NA	PI	2+	
4075	Temp Level 2	1	1	Male	0	0	0	0	0	0	0	0
				Female	1	0	0	1	0	0	0	0
Grand Total #		1	1	Male #	0	0	0	0	0	0	0	0
Grand Total %			100.0	Male %	0.0	0.0	0.0	0.0	0.0	0.0	0.0	0.0
				Female #	1	0	0	1	0	0	0	0
				Female%	100.0	0.0	0.0	100.0	0.0	0.0	0.0	0.0

Maricopa County Community College District

Estrella Mountain Community College

Workforce Analysis

Snapshot Date: 09/30/2017

Organizational Unit: Student Affairs QA & Trn

Job Code	JobTitle	Total		Total								
		EMP	MIN	EMP	W	AA	H	A	NA	PI	2+	
4075	Temp Level 2	1	1	Male	1	0	0	1	0	0	0	0
				Female	0	0	0	0	0	0	0	
Grand Total #		1	1	Male #	1	0	0	1	0	0	0	0
Grand Total %			100.0	Male %	100.0	0.0	0.0	100.0	0.0	0.0	0.0	0.0
				Female #	0	0	0	0	0	0	0	0
				Female%	0.0	0.0	0.0	0.0	0.0	0.0	0.0	0.0

Maricopa County Community College District

Estrella Mountain Community College

Workforce Analysis

Snapshot Date: 09/30/2017

Organizational Unit: Student Dev - Early College

Job Code	JobTitle	Total		Total								
		EMP	MIN	EMP	W	AA	H	A	NA	PI	2+	
4075	Temp Level 2	1	1	Male	0	0	0	0	0	0	0	0
				Female	1	0	0	1	0	0	0	0
Grand Total #		1	1	Male #	0	0	0	0	0	0	0	0
Grand Total %			100.0	Male %	0.0	0.0	0.0	0.0	0.0	0.0	0.0	0.0
				Female #	1	0	0	1	0	0	0	0
				Female%	100.0	0.0	0.0	100.0	0.0	0.0	0.0	0.0

Maricopa County Community College District

Estrella Mountain Community College

Workforce Analysis

Snapshot Date: 09/30/2017

Organizational Unit: Student Development Center

Job Code	JobTitle	Total		Total								
		EMP	MIN	EMP	W	AA	H	A	NA	PI	2+	
4075	Temp Level 2	3	2	Male	0	0	0	0	0	0	0	0
				Female	3	1	1	1	0	0	0	0
Grand Total #		3	2	Male #	0	0	0	0	0	0	0	0
Grand Total %			66.7	Male %	0.0	0.0	0.0	0.0	0.0	0.0	0.0	0.0
				Female #	3	1	1	1	0	0	0	0
				Female%	100.0	33.3	33.3	33.3	0.0	0.0	0.0	0.0

Maricopa County Community College District

Estrella Mountain Community College

Snapshot Date: 09/30/2017

Workforce Analysis

Organizational Unit: Student Financial Services

Job Code	JobTitle	Total		Total								
		EMP	MIN	EMP	W	AA	H	A	NA	PI	2+	
4075	Temp Level 2	1	1	Male	0	0	0	0	0	0	0	0
				Female	1	0	0	0	0	0	1	0
Grand Total #		1	1	Male #	0	0	0	0	0	0	0	0
Grand Total %			100.0	Male %	0.0	0.0	0.0	0.0	0.0	0.0	0.0	0.0
				Female #	1	0	0	0	0	1	0	0
				Female%	100.0	0.0	0.0	0.0	0.0	100.0	0.0	0.0

Maricopa County Community College District

Estrella Mountain Community College

Workforce Analysis

Snapshot Date: 09/30/2017

Organizational Unit: Student Information Systems

Job Code	JobTitle	Total		Total								
		EMP	MIN	EMP	W	AA	H	A	NA	PI	2+	
4075	Temp Level 2	2	2	Male	1	0	0	0	0	1	0	0
				Female	1	0	0	1	0	0	0	0
Grand Total #		2	2	Male #	1	0	0	0	0	1	0	0
Grand Total %			100.0	Male %	50.0	0.0	0.0	0.0	0.0	50.0	0.0	0.0
				Female #	1	0	0	1	0	0	0	0
				Female%	50.0	0.0	0.0	50.0	0.0	0.0	0.0	0.0

Maricopa County Community College District

Estrella Mountain Community College

Snapshot Date: 09/30/2017

Workforce Analysis

Organizational Unit: Student Leadership Center

Job Code	JobTitle	Total		Total								
		EMP	MIN	EMP	W	AA	H	A	NA	PI	2+	
4075	Temp Level 2	2	2	Male	1	0	1	0	0	0	0	0
				Female	1	0	0	1	0	0	0	0
Grand Total #		2	2	Male #	1	0	1	0	0	0	0	
Grand Total %			100.0	Male %	50.0	0.0	50.0	0.0	0.0	0.0	0.0	
				Female #	1	0	0	1	0	0	0	
				Female%	50.0	0.0	0.0	50.0	0.0	0.0	0.0	

Maricopa County Community College District

Estrella Mountain Community College

Workforce Analysis

Snapshot Date: 09/30/2017

Organizational Unit: Student Life

Job Code	JobTitle	Total		Total								
		EMP	MIN	EMP	W	AA	H	A	NA	PI	2+	
4075	Temp Level 2	2	1	Male	0	0	0	0	0	0	0	0
				Female	2	1	0	1	0	0	0	0
Grand Total #		2	1	Male #	0	0	0	0	0	0	0	0
Grand Total %			50.0	Male %	0.0	0.0	0.0	0.0	0.0	0.0	0.0	0.0
				Female #	2	1	0	1	0	0	0	0
				Female%	100.0	50.0	0.0	50.0	0.0	0.0	0.0	0.0

Maricopa County Community College District

Estrella Mountain Community College

Snapshot Date: 09/30/2017

Workforce Analysis

Organizational Unit: Student Life-Svc Learning

Job Code	JobTitle	Total		Total								
		EMP	MIN	EMP	W	AA	H	A	NA	PI	2+	
4075	Temp Level 2	1	0	Male	1	1	0	0	0	0	0	0
				Female	0	0	0	0	0	0	0	0
Grand Total #		1	0	Male #	1	1	0	0	0	0	0	0
Grand Total %			0.0	Male %	100.0	100.0	0.0	0.0	0.0	0.0	0.0	0.0
				Female #	0	0	0	0	0	0	0	0
				Female%	0.0	0.0	0.0	0.0	0.0	0.0	0.0	0.0

Maricopa County Community College District

Estrella Mountain Community College

Workforce Analysis

Snapshot Date: 09/30/2017

Organizational Unit: Student Life/Leadership&Athl.

Job Code	JobTitle	Total		Total								
		EMP	MIN	EMP	W	AA	H	A	NA	PI	2+	
1101	Mgr Fitness Wellness	1	0	Male	1	1	0	0	0	0	0	0
				Female	0	0	0	0	0	0	0	0
1146	Coord Student Success Programs	1	1	Male	1	0	1	0	0	0	0	0
				Female	0	0	0	0	0	0	0	0
1458	Coord Student Svcs	1	1	Male	0	0	0	0	0	0	0	0
				Female	1	0	1	0	0	0	0	0
4075	Temp Level 2	1	1	Male	0	0	0	0	0	0	0	0
				Female	1	0	0	0	0	1	0	0
Grand Total #		4	3	Male #	2	1	1	0	0	0	0	0
Grand Total %			75.0	Male %	50.0	25.0	25.0	0.0	0.0	0.0	0.0	0.0
				Female #	2	0	1	0	0	1	0	0
				Female%	50.0	0.0	25.0	0.0	0.0	25.0	0.0	0.0

**Maricopa County Community College District
Estrella Mountain Community College
Workforce Analysis**

Snapshot Date: 09/30/2017

Organizational Unit: Student Recruitment

Job Code	JobTitle	Total		Total								
		EMP	MIN	EMP	W	AA	H	A	NA	PI	2+	
1022	Dir Academic Enrichment Prog	1	1	Male	1	0	1	0	0	0	0	0
				Female	0	0	0	0	0	0	0	
1457	Student Svcs Spec	1	1	Male	0	0	0	0	0	0	0	
				Female	1	0	1	0	0	0	0	
4075	Temp Level 2	1	1	Male	0	0	0	0	0	0	0	
				Female	1	0	0	1	0	0	0	
9938	Student Support Spec	1	1	Male	0	0	0	0	0	0	0	
				Female	1	0	0	1	0	0	0	
Grand Total #		4	4	Male #	1	0	1	0	0	0	0	
Grand Total %			100.0	Male %	25.0	0.0	25.0	0.0	0.0	0.0	0.0	
				Female #	3	0	1	2	0	0	0	
				Female%	75.0	0.0	25.0	50.0	0.0	0.0	0.0	

Maricopa County Community College District

Estrella Mountain Community College

Workforce Analysis

Snapshot Date: 09/30/2017

Organizational Unit: Student Success Center

Job Code	JobTitle	Total		Total								
		EMP	MIN	EMP	W	AA	H	A	NA	PI	2+	
4075	Temp Level 2	3	2	Male	1	0	0	1	0	0	0	0
				Female	2	1	0	1	0	0	0	
Grand Total #		3	2	Male #	1	0	0	1	0	0	0	0
Grand Total %			66.7	Male %	33.3	0.0	0.0	33.3	0.0	0.0	0.0	0.0
				Female #	2	1	0	1	0	0	0	0
				Female%	66.7	33.3	0.0	33.3	0.0	0.0	0.0	0.0

Maricopa County Community College District

Estrella Mountain Community College

Snapshot Date: 09/30/2017

Workforce Analysis

Organizational Unit: Student Success Initiative

Job Code	JobTitle	Total		Total								
		EMP	MIN	EMP	W	AA	H	A	NA	PI	2+	
4075	Temp Level 2	2	2	Male	2	0	1	1	0	0	0	0
				Female	0	0	0	0	0	0	0	
Grand Total #		2	2	Male #	2	0	1	1	0	0	0	
Grand Total %			100.0	Male %	100.0	0.0	50.0	50.0	0.0	0.0	0.0	
				Female #	0	0	0	0	0	0	0	
				Female%	0.0	0.0	0.0	0.0	0.0	0.0	0.0	

Maricopa County Community College District

Estrella Mountain Community College

Workforce Analysis

Snapshot Date: 09/30/2017

Organizational Unit: Student Success Programs

Job Code	JobTitle	Total		Total								
		EMP	MIN	EMP	W	AA	H	A	NA	PI	2+	
4075	Temp Level 2	2	1	Male	1	1	0	0	0	0	0	0
				Female	1	0	1	0	0	0	0	0
Grand Total #		2	1	Male #	1	1	0	0	0	0	0	0
Grand Total %			50.0	Male %	50.0	50.0	0.0	0.0	0.0	0.0	0.0	0.0
				Female #	1	0	1	0	0	0	0	0
				Female%	50.0	0.0	50.0	0.0	0.0	0.0	0.0	0.0

Maricopa County Community College District

Estrella Mountain Community College

Workforce Analysis

Snapshot Date: 09/30/2017

Organizational Unit: Student Support Services

Job Code	JobTitle	Total		Total								
		EMP	MIN	EMP	W	AA	H	A	NA	PI	2+	
4075	Temp Level 2	1	1	Male	1	0	0	1	0	0	0	0
				Female	0	0	0	0	0	0	0	
Grand Total #		1	1	Male #	1	0	0	1	0	0	0	
Grand Total %			100.0	Male %	100.0	0.0	0.0	100.0	0.0	0.0	0.0	
				Female #	0	0	0	0	0	0	0	
				Female%	0.0	0.0	0.0	0.0	0.0	0.0	0.0	

Maricopa County Community College District

Estrella Mountain Community College

Workforce Analysis

Snapshot Date: 09/30/2017

Organizational Unit: SWSC Admissions & Records

Job Code	JobTitle	Total		Total								
		EMP	MIN	EMP	W	AA	H	A	NA	PI	2+	
K381	Tech Asst	1	1	Male	0	0	0	0	0	0	0	0
				Female	1	0	0	1	0	0	0	0
Grand Total #		1	1	Male #	0	0	0	0	0	0	0	0
Grand Total %			100.0	Male %	0.0	0.0	0.0	0.0	0.0	0.0	0.0	0.0
				Female #	1	0	0	1	0	0	0	0
				Female%	100.0	0.0	0.0	100.0	0.0	0.0	0.0	0.0

Maricopa County Community College District

Estrella Mountain Community College

Snapshot Date: 09/30/2017

Workforce Analysis

Organizational Unit: SWSC Emergency Medical Technic

Job Code	JobTitle	Total		Total								
		EMP	MIN	EMP	W	AA	H	A	NA	PI	2+	
K979	Asst Program Mgr	2	0	Male	0	0	0	0	0	0	0	0
				Female	2	2	0	0	0	0	0	0
Grand Total #		2	0	Male #	0	0	0	0	0	0	0	
Grand Total %			0.0	Male %	0.0	0.0	0.0	0.0	0.0	0.0	0.0	
				Female #	2	2	0	0	0	0	0	
				Female%	100.0	100.0	0.0	0.0	0.0	0.0	0.0	

Maricopa County Community College District

Estrella Mountain Community College

Workforce Analysis

Snapshot Date: 09/30/2017

Organizational Unit: SWSC Medical Assistant

Job Code	JobTitle	Total		Total								
		EMP	MIN	EMP	W	AA	H	A	NA	PI	2+	
K120	Instructor	1	1	Male	0	0	0	0	0	0	0	0
				Female	1	0	0	1	0	0	0	0
Grand Total #		1	1	Male #	0	0	0	0	0	0	0	0
Grand Total %			100.0	Male %	0.0	0.0	0.0	0.0	0.0	0.0	0.0	0.0
				Female #	1	0	0	1	0	0	0	0
				Female%	100.0	0.0	0.0	100.0	0.0	0.0	0.0	0.0

Maricopa County Community College District

Estrella Mountain Community College

Snapshot Date: 09/30/2017

Workforce Analysis

Organizational Unit: SWSC Ops & Admin Svcs

Job Code	JobTitle	Total		Total								
		EMP	MIN	EMP	W	AA	H	A	NA	PI	2+	
K395	Program Mgr	1	0	Male	1	1	0	0	0	0	0	0
				Female	0	0	0	0	0	0	0	0
		Grand Total #	1	0	Male #	1	1	0	0	0	0	0
		Grand Total %		0.0	Male %	100.0	100.0	0.0	0.0	0.0	0.0	0.0
					Female #	0	0	0	0	0	0	0
					Female%	0.0	0.0	0.0	0.0	0.0	0.0	0.0

Maricopa County Community College District

Estrella Mountain Community College

Workforce Analysis

Snapshot Date: 09/30/2017

Organizational Unit: SWSC Phlebotomy

Job Code	JobTitle	Total		Total								
		EMP	MIN	EMP	W	AA	H	A	NA	PI	2+	
K120	Instructor	1	1	Male	0	0	0	0	0	0	0	0
				Female	1	0	0	1	0	0	0	0
Grand Total #		1	1	Male #	0	0	0	0	0	0	0	0
Grand Total %			100.0	Male %	0.0	0.0	0.0	0.0	0.0	0.0	0.0	0.0
				Female #	1	0	0	1	0	0	0	0
				Female%	100.0	0.0	0.0	100.0	0.0	0.0	0.0	0.0

Maricopa County Community College District

Estrella Mountain Community College

Snapshot Date: 09/30/2017

Workforce Analysis

Organizational Unit: V.P. Academic Affairs

Job Code	JobTitle	Total		Total								
		EMP	MIN	EMP	W	AA	H	A	NA	PI	2+	
9010	Title V Prog Dir	1	1	Male	1	0	0	1	0	0	0	0
				Female	0	0	0	0	0	0	0	
Grand Total #		1	1	Male #	1	0	0	1	0	0	0	0
Grand Total %			100.0	Male %	100.0	0.0	0.0	100.0	0.0	0.0	0.0	0.0
				Female #	0	0	0	0	0	0	0	0
				Female%	0.0	0.0	0.0	0.0	0.0	0.0	0.0	0.0

Maricopa County Community College District

Estrella Mountain Community College

Workforce Analysis

Snapshot Date: 09/30/2017

Organizational Unit: Veteran's Services

Job Code	JobTitle	Total		Total								
		EMP	MIN	EMP	W	AA	H	A	NA	PI	2+	
1457	Student Svcs Spec	1	0	Male	0	0	0	0	0	0	0	0
				Female	1	1	0	0	0	0	0	0
Grand Total #		1	0	Male #	0	0	0	0	0	0	0	0
Grand Total %			0.0	Male %	0.0	0.0	0.0	0.0	0.0	0.0	0.0	0.0
				Female #	1	1	0	0	0	0	0	0
				Female%	100.0	100.0	0.0	0.0	0.0	0.0	0.0	0.0

Maricopa County Community College District

Estrella Mountain Community College

Workforce Analysis

Snapshot Date: 09/30/2017

Organizational Unit: VP of Administrative Svcs

Job Code	JobTitle	Total		Total									
		EMP	MIN	EMP	W	AA	H	A	NA	PI	2+		
2305	Admin Asst I	1	1	Male	0	0	0	0	0	0	0	0	0
				Female	1	0	0	1	0	0	0	0	0
2602	Dir Information Tech	1	0	Male	1	1	0	0	0	0	0	0	0
				Female	0	0	0	0	0	0	0	0	0
465	Dir Coll Facilities Plan Dev	1	0	Male	1	1	0	0	0	0	0	0	0
				Female	0	0	0	0	0	0	0	0	0
Grand Total #		3	1	Male #	2	2	0	0	0	0	0	0	0
Grand Total %			33.3	Male %	66.7	66.7	0.0	0.0	0.0	0.0	0.0	0.0	0.0
				Female #	1	0	0	1	0	0	0	0	0
				Female%	33.3	0.0	0.0	33.3	0.0	0.0	0.0	0.0	0.0

Maricopa County Community College District

Estrella Mountain Community College

Snapshot Date: 09/30/2017

Workforce Analysis

Organizational Unit: VP of Instruction

Job Code	JobTitle	Total		Total								
		EMP	MIN	EMP	W	AA	H	A	NA	PI	2+	
130	VP Admin Svcs	1	0	Male	0	0	0	0	0	0	0	0
				Female	1	1	0	0	0	0	0	0
403	Dean	1	0	Male	0	0	0	0	0	0	0	0
				Female	1	1	0	0	0	0	0	0
Grand Total #		2	0	Male #	0	0	0	0	0	0	0	0
Grand Total %			0.0	Male %	0.0	0.0	0.0	0.0	0.0	0.0	0.0	0.0
				Female #	2	2	0	0	0	0	0	0
				Female%	100.0	100.0	0.0	0.0	0.0	0.0	0.0	0.0

Maricopa County Community College District

Estrella Mountain Community College

Workforce Analysis

Snapshot Date: 09/30/2017

Organizational Unit: VP of Instructional Services

Job Code	JobTitle	Total		Total								
		EMP	MIN	EMP	W	AA	H	A	NA	PI	2+	
403	Dean	1	0	Male	0	0	0	0	0	0	0	0
				Female	1	1	0	0	0	0	0	0
Grand Total #		1	0	Male #	0	0	0	0	0	0	0	0
Grand Total %			0.0	Male %	0.0	0.0	0.0	0.0	0.0	0.0	0.0	0.0
				Female #	1	1	0	0	0	0	0	0
				Female%	100.0	100.0	0.0	0.0	0.0	0.0	0.0	0.0

Maricopa County Community College District

Estrella Mountain Community College

Workforce Analysis

Snapshot Date: 09/30/2017

Organizational Unit: VP of Learning

Job Code	JobTitle	Total		Total								
		EMP	MIN	EMP	W	AA	H	A	NA	PI	2+	
2306	Admin Asst to College Pres	1	1	Male	0	0	0	0	0	0	0	0
				Female	1	0	0	1	0	0	0	0
Grand Total #		1	1	Male #	0	0	0	0	0	0	0	0
Grand Total %			100.0	Male %	0.0	0.0	0.0	0.0	0.0	0.0	0.0	0.0
				Female #	1	0	0	1	0	0	0	0
				Female%	100.0	0.0	0.0	100.0	0.0	0.0	0.0	0.0

Maricopa County Community College District

Estrella Mountain Community College

Workforce Analysis

Snapshot Date: 09/30/2017

Organizational Unit: VP of Student Affairs

Job Code	JobTitle	Total		Total								
		EMP	MIN	EMP	W	AA	H	A	NA	PI	2+	
403	Dean	1	0	Male	0	0	0	0	0	0	0	0
				Female	1	1	0	0	0	0	0	0
Grand Total #		1	0	Male #	0	0	0	0	0	0	0	0
Grand Total %			0.0	Male %	0.0	0.0	0.0	0.0	0.0	0.0	0.0	0.0
				Female #	1	1	0	0	0	0	0	0
				Female%	100.0	100.0	0.0	0.0	0.0	0.0	0.0	0.0

Maricopa County Community College District

GateWay Community College

Workforce Analysis

Snapshot Date: 09/30/2017

Organizational Unit: Academic Advisement

Job Code	JobTitle	Total		Total								
		EMP	MIN	EMP	W	AA	H	A	NA	PI	2+	
1457	Student Svcs Spec	1	1	Male	0	0	0	0	0	0	0	0
				Female	1	0	1	0	0	0	0	0
1458	Coord Student Svcs	1	1	Male	1	0	0	0	0	1	0	0
				Female	0	0	0	0	0	0	0	0
Grand Total #		2	2	Male #	1	0	0	0	0	1	0	0
Grand Total %			100.0	Male %	50.0	0.0	0.0	0.0	0.0	50.0	0.0	0.0
				Female #	1	0	1	0	0	0	0	0
				Female%	50.0	0.0	50.0	0.0	0.0	0.0	0.0	0.0

Maricopa County Community College District

GateWay Community College

Workforce Analysis

Snapshot Date: 09/30/2017

Organizational Unit: Accounts Payable

Job Code	JobTitle	Total		Total								
		EMP	MIN	EMP	W	AA	H	A	NA	PI	2+	
2325	Fiscal Tech II	1	1	Male	0	0	0	0	0	0	0	0
				Female	1	0	0	1	0	0	0	0
2705	Accounting Asst	2	2	Male	1	0	0	0	0	1	0	0
				Female	1	0	0	0	1	0	0	0
Grand Total #		3	3	Male #	1	0	0	0	0	1	0	0
Grand Total %			100.0	Male %	33.3	0.0	0.0	0.0	0.0	33.3	0.0	0.0
				Female #	2	0	0	1	1	0	0	0
				Female%	66.7	0.0	0.0	33.3	33.3	0.0	0.0	0.0

Maricopa County Community College District

GateWay Community College

Workforce Analysis

Snapshot Date: 09/30/2017

Organizational Unit: Adj Fac Rio Luke AFB OBSOLETE

Job Code	JobTitle	Total		Total								
		EMP	MIN	EMP	W	AA	H	A	NA	PI	2+	
4205	Adjunct Faculty Evening	11	4	Male	2	1	0	1	0	0	0	0
				Female	9	6	2	1	0	0	0	0
Grand Total #		11	4	Male #	2	1	0	1	0	0	0	0
Grand Total %			36.4	Male %	18.2	9.1	0.0	9.1	0.0	0.0	0.0	0.0
				Female #	9	6	2	1	0	0	0	0
				Female%	81.8	54.5	18.2	9.1	0.0	0.0	0.0	0.0

Maricopa County Community College District

GateWay Community College

Workforce Analysis

Snapshot Date: 09/30/2017

Organizational Unit: Admin of Justice

Job Code	JobTitle	Total		Total								
		EMP	MIN	EMP	W	AA	H	A	NA	PI	2+	
4029	Substitute Pay Evening Inst	2	0	Male	1	1	0	0	0	0	0	0
				Female	1	1	0	0	0	0	0	0
4204	Adjunct Faculty Day	14	3	Male	10	8	0	1	1	0	0	0
				Female	4	3	0	1	0	0	0	0
Grand Total #		16	3	Male #	11	9	0	1	1	0	0	0
Grand Total %			18.8	Male %	68.8	56.3	0.0	6.3	6.3	0.0	0.0	0.0
				Female #	5	4	0	1	0	0	0	0
				Female%	31.3	25.0	0.0	6.3	0.0	0.0	0.0	0.0

Maricopa County Community College District

GateWay Community College

Workforce Analysis

Snapshot Date: 09/30/2017

Organizational Unit: Administration of Justice

Job Code	JobTitle	Total		Total								
		EMP	MIN	EMP	W	AA	H	A	NA	PI	2+	
2730	Admin Secretary III	6	4	Male	1	0	0	1	0	0	0	0
				Female	5	2	2	1	0	0	0	
Grand Total #		6	4	Male #	1	0	0	1	0	0	0	0
Grand Total %			66.7	Male %	16.7	0.0	0.0	16.7	0.0	0.0	0.0	0.0
				Female #	5	2	2	1	0	0	0	0
				Female%	83.3	33.3	33.3	16.7	0.0	0.0	0.0	0.0

Maricopa County Community College District

GateWay Community College

Workforce Analysis

Snapshot Date: 09/30/2017

Organizational Unit: Admissions & Records

Job Code	JobTitle	Total		Total								
		EMP	MIN	EMP	W	AA	H	A	NA	PI	2+	
9716	Coord Customer Svcs	1	1	Male	0	0	0	0	0	0	0	0
				Female	1	0	0	1	0	0	0	0
Grand Total #		1	1	Male #	0	0	0	0	0	0	0	0
Grand Total %			100.0	Male %	0.0	0.0	0.0	0.0	0.0	0.0	0.0	0.0
				Female #	1	0	0	1	0	0	0	0
				Female%	100.0	0.0	0.0	100.0	0.0	0.0	0.0	0.0

Maricopa County Community College District

GateWay Community College

Snapshot Date: 09/30/2017

Workforce Analysis

Organizational Unit: Advisement

Job Code	JobTitle	Total		Total								
		EMP	MIN	EMP	W	AA	H	A	NA	PI	2+	
1457	Student Svcs Spec	5	3	Male	1	0	0	0	1	0	0	0
				Female	4	2	1	1	0	0	0	
9012	Student Svcs Spec	1	1	Male	0	0	0	0	0	0	0	0
				Female	1	0	0	1	0	0	0	0
Grand Total #		6	4	Male #	1	0	0	0	1	0	0	0
Grand Total %			66.7	Male %	16.7	0.0	0.0	0.0	16.7	0.0	0.0	0.0
				Female #	5	2	1	2	0	0	0	0
				Female%	83.3	33.3	16.7	33.3	0.0	0.0	0.0	0.0

Maricopa County Community College District

GateWay Community College

Workforce Analysis

Snapshot Date: 09/30/2017

Organizational Unit: Advisement Center

Job Code	JobTitle	Total		Total								
		EMP	MIN	EMP	W	AA	H	A	NA	PI	2+	
1456	Student Svcs Tech	1	1	Male	0	0	0	0	0	0	0	0
				Female	1	0	0	1	0	0	0	0
Grand Total #		1	1	Male #	0	0	0	0	0	0	0	0
Grand Total %			100.0	Male %	0.0	0.0	0.0	0.0	0.0	0.0	0.0	0.0
				Female #	1	0	0	1	0	0	0	0
				Female%	100.0	0.0	0.0	100.0	0.0	0.0	0.0	0.0

Maricopa County Community College District

GateWay Community College

Workforce Analysis

Snapshot Date: 09/30/2017

Organizational Unit: Apprenticeships

Job Code	JobTitle	Total		Total								
		EMP	MIN	EMP	W	AA	H	A	NA	PI	2+	
4204	Adjunct Faculty Day	1	0	Male	1	1	0	0	0	0	0	0
				Female	0	0	0	0	0	0	0	0
Grand Total #		1	0	Male #	1	1	0	0	0	0	0	0
Grand Total %			0.0	Male %	100.0	100.0	0.0	0.0	0.0	0.0	0.0	0.0
				Female #	0	0	0	0	0	0	0	0
				Female%	0.0	0.0	0.0	0.0	0.0	0.0	0.0	0.0

Maricopa County Community College District

GateWay Community College

Workforce Analysis

Snapshot Date: 09/30/2017

Organizational Unit: Art

Job Code	JobTitle	Total		Total								
		EMP	MIN	EMP	W	AA	H	A	NA	PI	2+	
4062	Life Drawing Model	1	1	Male	0	0	0	0	0	0	0	0
				Female	1	0	1	0	0	0	0	0
Grand Total #		1	1	Male #	0	0	0	0	0	0	0	0
Grand Total %			100.0	Male %	0.0	0.0	0.0	0.0	0.0	0.0	0.0	0.0
				Female #	1	0	1	0	0	0	0	0
				Female%	100.0	0.0	100.0	0.0	0.0	0.0	0.0	0.0

Maricopa County Community College District

GateWay Community College

Snapshot Date: 09/30/2017

Workforce Analysis

Organizational Unit: Arts, Humanity Soc & Beh Sci

Job Code	JobTitle	Total		Total								
		EMP	MIN	EMP	W	AA	H	A	NA	PI	2+	
4204	Adjunct Faculty Day	4	2	Male	1	1	0	0	0	0	0	0
				Female	3	1	2	0	0	0	0	
4205	Adjunct Faculty Evening	1	1	Male	0	0	0	0	0	0	0	
				Female	1	0	1	0	0	0	0	
7180	Communication	3	1	Male	2	1	1	0	0	0	0	
				Female	1	1	0	0	0	0	0	
8140	Psychology	2	0	Male	2	2	0	0	0	0	0	
				Female	0	0	0	0	0	0	0	
8332	Humanities	1	0	Male	1	1	0	0	0	0	0	
				Female	0	0	0	0	0	0	0	
Grand Total #		11	4	Male #	6	5	1	0	0	0	0	
Grand Total %			36.4	Male %	54.5	45.5	9.1	0.0	0.0	0.0	0.0	
				Female #	5	2	3	0	0	0	0	
				Female%	45.5	18.2	27.3	0.0	0.0	0.0	0.0	

Maricopa County Community College District

GateWay Community College

Snapshot Date: 09/30/2017

Workforce Analysis

Organizational Unit: Assessment

Job Code	JobTitle	Total		Total								
		EMP	MIN	EMP	W	AA	H	A	NA	PI	2+	
2335	Office Coord III	1	0	Male	0	0	0	0	0	0	0	0
				Female	1	1	0	0	0	0	0	0
3000	Testing Tech	1	1	Male	0	0	0	0	0	0	0	0
				Female	1	0	0	1	0	0	0	0
Grand Total #		2	1	Male #	0	0	0	0	0	0	0	0
Grand Total %			50.0	Male %	0.0	0.0	0.0	0.0	0.0	0.0	0.0	0.0
				Female #	2	1	0	1	0	0	0	0
				Female%	100.0	50.0	0.0	50.0	0.0	0.0	0.0	0.0

Maricopa County Community College District

GateWay Community College

Snapshot Date: 09/30/2017

Workforce Analysis

Organizational Unit: Assistant Prgm Mgr B&T/Trades

Job Code	JobTitle	Total		Total								
		EMP	MIN	EMP	W	AA	H	A	NA	PI	2+	
K050	Assoc Instructor	4	2	Male	2	1	0	1	0	0	0	0
				Female	2	1	0	0	1	0	0	
K120	Instructor	2	1	Male	1	0	1	0	0	0	0	
				Female	1	1	0	0	0	0		
Grand Total #		6	3	Male #	3	1	1	1	0	0	0	
Grand Total %			50.0	Male %	50.0	16.7	16.7	16.7	0.0	0.0	0.0	
				Female #	3	2	0	0	1	0	0	
				Female%	50.0	33.3	0.0	0.0	16.7	0.0	0.0	

Maricopa County Community College District

GateWay Community College

Snapshot Date: 09/30/2017

Workforce Analysis

Organizational Unit: Assoc Dean Instr (Occup)

Job Code	JobTitle	Total		Total								
		EMP	MIN	EMP	W	AA	H	A	NA	PI	2+	
7386	Clinical Nursing	2	0	Male	0	0	0	0	0	0	0	0
				Female	2	2	0	0	0	0	0	0
Grand Total #		2	0	Male #	0	0	0	0	0	0	0	
Grand Total %			0.0	Male %	0.0	0.0	0.0	0.0	0.0	0.0	0.0	
				Female #	2	2	0	0	0	0	0	
				Female%	100.0	100.0	0.0	0.0	0.0	0.0	0.0	

Maricopa County Community College District

GateWay Community College

Snapshot Date: 09/30/2017

Workforce Analysis

Organizational Unit: Athletics

Job Code	JobTitle	Total		Total									
		EMP	MIN	EMP	W	AA	H	A	NA	PI	2+		
1930	Athletic Spec	1	1	Male	0	0	0	0	0	0	0	0	0
				Female	1	0	1	0	0	0	0	0	0
4321	Asst Baseball Softball Coach	3	0	Male	3	3	0	0	0	0	0	0	
				Female	0	0	0	0	0	0	0	0	
4331	Asst Soccer Coach	1	1	Male	1	0	0	1	0	0	0	0	
				Female	0	0	0	0	0	0	0	0	
Grand Total #		5	2	Male #	4	3	0	1	0	0	0	0	
Grand Total %			40.0	Male %	80.0	60.0	0.0	20.0	0.0	0.0	0.0	0.0	
				Female #	1	0	1	0	0	0	0	0	
				Female%	20.0	0.0	20.0	0.0	0.0	0.0	0.0	0.0	

Maricopa County Community College District

GateWay Community College

Workforce Analysis

Snapshot Date: 09/30/2017

Organizational Unit: Automotive

Job Code	JobTitle	Total		Total								
		EMP	MIN	EMP	W	AA	H	A	NA	PI	2+	
2530	Automotive Lab Tech	1	0	Male	1	1	0	0	0	0	0	0
				Female	0	0	0	0	0	0	0	0
4205	Adjunct Faculty Evening	2	0	Male	2	2	0	0	0	0	0	0
				Female	0	0	0	0	0	0	0	0
Grand Total #		3	0	Male #	3	3	0	0	0	0	0	0
Grand Total %			0.0	Male %	100.0	100.0	0.0	0.0	0.0	0.0	0.0	0.0
				Female #	0	0	0	0	0	0	0	0
				Female%	0.0	0.0	0.0	0.0	0.0	0.0	0.0	0.0

Maricopa County Community College District

GateWay Community College

Workforce Analysis

Snapshot Date: 09/30/2017

Organizational Unit: Auxiliary Services Operationa

Job Code	JobTitle	Total		Total								
		EMP	MIN	EMP	W	AA	H	A	NA	PI	2+	
1287	Coord Media Rel Publications	1	1	Male	0	0	0	0	0	0	0	0
				Female	1	0	0	1	0	0	0	0
Grand Total #		1	1	Male #	0	0	0	0	0	0	0	0
Grand Total %			100.0	Male %	0.0	0.0	0.0	0.0	0.0	0.0	0.0	0.0
				Female #	1	0	0	1	0	0	0	0
				Female%	100.0	0.0	0.0	100.0	0.0	0.0	0.0	0.0

Maricopa County Community College District
GateWay Community College
Workforce Analysis

Snapshot Date: 09/30/2017

Organizational Unit: Buildings & Grounds

Job Code	JobTitle	Total		Total								
		EMP	MIN	EMP	W	AA	H	A	NA	PI	2+	
2730	Admin Secretary III	1	0	Male	0	0	0	0	0	0	0	0
				Female	1	1	0	0	0	0	0	
4890	Lead Custodian I	1	1	Male	1	0	0	1	0	0	0	0
				Female	0	0	0	0	0	0	0	
4895	Custodian I	1	1	Male	0	0	0	0	0	0	0	0
				Female	1	0	0	1	0	0	0	
4930	Utility Asst	1	1	Male	1	0	1	0	0	0	0	0
				Female	0	0	0	0	0	0	0	
835	Mgr Building Operations	1	1	Male	1	0	0	1	0	0	0	0
				Female	0	0	0	0	0	0	0	
K140	Maint Supv	1	0	Male	1	1	0	0	0	0	0	0
				Female	0	0	0	0	0	0	0	
Grand Total #		6	4	Male #	4	1	1	2	0	0	0	0
Grand Total %			66.7	Male %	66.7	16.7	16.7	33.3	0.0	0.0	0.0	0.0
				Female #	2	1	0	1	0	0	0	0
				Female%	33.3	16.7	0.0	16.7	0.0	0.0	0.0	0.0

Maricopa County Community College District
GateWay Community College
Workforce Analysis

Snapshot Date: 09/30/2017

Organizational Unit: Bursar

Job Code	JobTitle	Total		Total								
		EMP	MIN	EMP	W	AA	H	A	NA	PI	2+	
2785	Office Coord II	1	0	Male	0	0	0	0	0	0	0	0
				Female	1	1	0	0	0	0	0	
2950	Fiscal Tech I	1	1	Male	1	0	0	1	0	0	0	0
				Female	0	0	0	0	0	0	0	
948	Coord Fiscal Svcs	1	1	Male	1	0	0	0	0	1	0	0
				Female	0	0	0	0	0	0	0	
K400	Fiscal Spec	1	1	Male	0	0	0	0	0	0	0	0
				Female	1	0	0	1	0	0	0	
Grand Total #		4	3	Male #	2	0	0	1	0	1	0	0
Grand Total %			75.0	Male %	50.0	0.0	0.0	25.0	0.0	25.0	0.0	0.0
				Female #	2	1	0	1	0	0	0	0
				Female%	50.0	25.0	0.0	25.0	0.0	0.0	0.0	0.0

Maricopa County Community College District

GateWay Community College

Workforce Analysis

Snapshot Date: 09/30/2017

Organizational Unit: Business & Industry

Job Code	JobTitle	Total		Total								
		EMP	MIN	EMP	W	AA	H	A	NA	PI	2+	
2785	Office Coord II	1	0	Male	0	0	0	0	0	0	0	0
				Female	1	1	0	0	0	0	0	0
K983	Workforce Development Mgr	1	1	Male	1	0	0	1	0	0	0	0
				Female	0	0	0	0	0	0	0	0
Grand Total #		2	1	Male #	1	0	0	1	0	0	0	0
Grand Total %			50.0	Male %	50.0	0.0	0.0	50.0	0.0	0.0	0.0	0.0
				Female #	1	1	0	0	0	0	0	0
				Female%	50.0	50.0	0.0	0.0	0.0	0.0	0.0	0.0

Maricopa County Community College District
GateWay Community College
Workforce Analysis

Snapshot Date: 09/30/2017

Organizational Unit: Business & Information Tech

Job Code	JobTitle	Total		Total								
		EMP	MIN	EMP	W	AA	H	A	NA	PI	2+	
6410	Business	1	0	Male	0	0	0	0	0	0	0	0
				Female	1	1	0	0	0	0	0	0
7205	Computer Information Systems	1	0	Male	1	1	0	0	0	0	0	0
				Female	0	0	0	0	0	0	0	0
7210	Court Reporting	1	0	Male	0	0	0	0	0	0	0	0
				Female	1	1	0	0	0	0	0	0
8128	Business Accounting	1	1	Male	0	0	0	0	0	0	0	0
				Female	1	0	1	0	0	0	0	0
Grand Total #		4	1	Male #	1	1	0	0	0	0	0	0
Grand Total %			25.0	Male %	25.0	25.0	0.0	0.0	0.0	0.0	0.0	0.0
				Female #	3	2	1	0	0	0	0	0
				Female%	75.0	50.0	25.0	0.0	0.0	0.0	0.0	0.0

Maricopa County Community College District

GateWay Community College

Workforce Analysis

Snapshot Date: 09/30/2017

Organizational Unit: Business-CIS Dept

Job Code	JobTitle	Total		Total								
		EMP	MIN	EMP	W	AA	H	A	NA	PI	2+	
1459	Student Life Ldrship Prog Spec	1	0	Male	0	0	0	0	0	0	0	0
				Female	1	1	0	0	0	0	0	0
4038	Student Lrning Facilitator III	4	0	Male	1	1	0	0	0	0	0	0
				Female	3	3	0	0	0	0	0	0
Grand Total #		5	0	Male #	1	1	0	0	0	0	0	0
Grand Total %			0.0	Male %	20.0	20.0	0.0	0.0	0.0	0.0	0.0	0.0
				Female #	4	4	0	0	0	0	0	0
				Female%	80.0	80.0	0.0	0.0	0.0	0.0	0.0	0.0

Maricopa County Community College District

GateWay Community College

Workforce Analysis

Snapshot Date: 09/30/2017

Organizational Unit: Career & Edu Planning Services

Job Code	JobTitle	Total		Total								
		EMP	MIN	EMP	W	AA	H	A	NA	PI	2+	
886	Coord Enrollment Svcs	1	0	Male	1	1	0	0	0	0	0	0
				Female	0	0	0	0	0	0	0	0
Grand Total #		1	0	Male #	1	1	0	0	0	0	0	
Grand Total %			0.0	Male %	100.0	100.0	0.0	0.0	0.0	0.0	0.0	
				Female #	0	0	0	0	0	0	0	
				Female%	0.0	0.0	0.0	0.0	0.0	0.0	0.0	

Maricopa County Community College District

GateWay Community College

Workforce Analysis

Snapshot Date: 09/30/2017

Organizational Unit: Career & Re-Entry Services

Job Code	JobTitle	Total		Total								
		EMP	MIN	EMP	W	AA	H	A	NA	PI	2+	
K382	Career Center Coord	1	1	Male	0	0	0	0	0	0	0	0
				Female	1	0	0	1	0	0	0	0
		Grand Total #	1	1	Male #	0	0	0	0	0	0	0
		Grand Total %		100.0	Male %	0.0	0.0	0.0	0.0	0.0	0.0	0.0
					Female #	1	0	0	1	0	0	0
					Female%	100.0	0.0	0.0	100.0	0.0	0.0	0.0

Maricopa County Community College District

GateWay Community College

Workforce Analysis

Snapshot Date: 09/30/2017

Organizational Unit: Center for HR Innov Strat Plan

Job Code	JobTitle	Total		Total								
		EMP	MIN	EMP	W	AA	H	A	NA	PI	2+	
2305	Admin Asst I	1	1	Male	0	0	0	0	0	0	0	0
				Female	1	0	0	1	0	0	0	0
Grand Total #		1	1	Male #	0	0	0	0	0	0	0	0
Grand Total %			100.0	Male %	0.0	0.0	0.0	0.0	0.0	0.0	0.0	0.0
				Female #	1	0	0	1	0	0	0	0
				Female%	100.0	0.0	0.0	100.0	0.0	0.0	0.0	0.0

Maricopa County Community College District

GateWay Community College

Workforce Analysis

Snapshot Date: 09/30/2017

Organizational Unit: Chemistry

Job Code	JobTitle	Total		Total								
		EMP	MIN	EMP	W	AA	H	A	NA	PI	2+	
4204	Adjunct Faculty Day	2	0	Male	2	2	0	0	0	0	0	0
				Female	0	0	0	0	0	0	0	0
4205	Adjunct Faculty Evening	3	1	Male	2	1	0	0	1	0	0	0
				Female	1	1	0	0	0	0	0	0
Grand Total #		5	1	Male #	4	3	0	0	1	0	0	0
Grand Total %			20.0	Male %	80.0	60.0	0.0	0.0	20.0	0.0	0.0	0.0
				Female #	1	1	0	0	0	0	0	0
				Female%	20.0	20.0	0.0	0.0	0.0	0.0	0.0	0.0

Maricopa County Community College District

GateWay Community College

Workforce Analysis

Snapshot Date: 09/30/2017

Organizational Unit: Child Care Center

Job Code	JobTitle	Total		Total								
		EMP	MIN	EMP	W	AA	H	A	NA	PI	2+	
2925	Early Childhood Teacher II	1	1	Male	0	0	0	0	0	0	0	0
				Female	1	0	1	0	0	0	0	0
3120	Early Childhood Teacher I	1	1	Male	0	0	0	0	0	0	0	0
				Female	1	0	0	1	0	0	0	0
Grand Total #		2	2	Male #	0	0	0	0	0	0	0	0
Grand Total %			100.0	Male %	0.0	0.0	0.0	0.0	0.0	0.0	0.0	0.0
				Female #	2	0	1	1	0	0	0	0
				Female%	100.0	0.0	50.0	50.0	0.0	0.0	0.0	0.0

Maricopa County Community College District

GateWay Community College

Workforce Analysis

Snapshot Date: 09/30/2017

Organizational Unit: Classified Staff Officers

Job Code	JobTitle	Total		Total								
		EMP	MIN	EMP	W	AA	H	A	NA	PI	2+	
K355	Asst Dir Student Svcs	1	0	Male	0	0	0	0	0	0	0	0
				Female	1	1	0	0	0	0	0	0
Grand Total #		1	0	Male #	0	0	0	0	0	0	0	0
Grand Total %			0.0	Male %	0.0	0.0	0.0	0.0	0.0	0.0	0.0	0.0
				Female #	1	1	0	0	0	0	0	0
				Female%	100.0	100.0	0.0	0.0	0.0	0.0	0.0	0.0

Maricopa County Community College District

GateWay Community College

Snapshot Date: 09/30/2017

Workforce Analysis

Organizational Unit: Cntr for Entrepreneurial Innov

Job Code	JobTitle	Total		Total								
		EMP	MIN	EMP	W	AA	H	A	NA	PI	2+	
735	Economic Developmt Spec	1	0	Male	0	0	0	0	0	0	0	0
				Female	1	1	0	0	0	0	0	0
9044	Coord Ctr Entrepreneur Innovat	1	1	Male	0	0	0	0	0	0	0	0
				Female	1	0	0	1	0	0	0	0
Grand Total #		2	1	Male #	0	0	0	0	0	0	0	0
Grand Total %			50.0	Male %	0.0	0.0	0.0	0.0	0.0	0.0	0.0	0.0
				Female #	2	1	0	1	0	0	0	0
				Female%	100.0	50.0	0.0	50.0	0.0	0.0	0.0	0.0

Maricopa County Community College District

GateWay Community College

Workforce Analysis

Snapshot Date: 09/30/2017

Organizational Unit: College HR - Strategic Staffin

Job Code	JobTitle	Total		Total								
		EMP	MIN	EMP	W	AA	H	A	NA	PI	2+	
2956	Human Resources Asst III	1	1	Male	0	0	0	0	0	0	0	0
				Female	1	0	1	0	0	0	0	0
Grand Total #		1	1	Male #	0	0	0	0	0	0	0	0
Grand Total %			100.0	Male %	0.0	0.0	0.0	0.0	0.0	0.0	0.0	0.0
				Female #	1	0	1	0	0	0	0	0
				Female%	100.0	0.0	100.0	0.0	0.0	0.0	0.0	0.0

Maricopa County Community College District

GateWay Community College

Workforce Analysis

Snapshot Date: 09/30/2017

Organizational Unit: College Safety

Job Code	JobTitle	Total		Total								
		EMP	MIN	EMP	W	AA	H	A	NA	PI	2+	
1007	Public Safety Police Officer	1	1	Male	1	0	0	0	1	0	0	0
				Female	0	0	0	0	0	0	0	0
	Grand Total #	1	1	Male #	1	0	0	0	1	0	0	0
	Grand Total %		100.0	Male %	100.0	0.0	0.0	0.0	100.0	0.0	0.0	0.0
				Female #	0	0	0	0	0	0	0	0
				Female%	0.0	0.0	0.0	0.0	0.0	0.0	0.0	0.0

Maricopa County Community College District

GateWay Community College

Snapshot Date: 09/30/2017

Workforce Analysis

Organizational Unit: Communication

Job Code	JobTitle	Total		Total									
		EMP	MIN	EMP	W	AA	H	A	NA	PI	2+		
1146	Coord Student Success Programs	1	0	Male	1	1	0	0	0	0	0	0	0
				Female	0	0	0	0	0	0	0	0	0
4029	Substitute Pay Evening Inst	1	0	Male	0	0	0	0	0	0	0	0	0
				Female	1	1	0	0	0	0	0	0	0
4077	Temp MAT Equiv Grade 13	1	0	Male	0	0	0	0	0	0	0	0	0
				Female	1	1	0	0	0	0	0	0	0
4204	Adjunct Faculty Day	13	4	Male	8	7	0	0	0	1	0	0	0
				Female	5	2	1	2	0	0	0	0	0
4205	Adjunct Faculty Evening	7	1	Male	2	2	0	0	0	0	0	0	0
				Female	5	4	1	0	0	0	0	0	0
6451	Learning Assoc	1	0	Male	1	1	0	0	0	0	0	0	0
				Female	0	0	0	0	0	0	0	0	0
7320	English	4	1	Male	2	1	1	0	0	0	0	0	0
				Female	2	2	0	0	0	0	0	0	0
7776	English ESL	1	0	Male	0	0	0	0	0	0	0	0	0
				Female	1	1	0	0	0	0	0	0	0
8150	Reading	2	0	Male	0	0	0	0	0	0	0	0	0
				Female	2	2	0	0	0	0	0	0	0
Grand Total #		31	6	Male #	14	12	1	0	0	1	0	0	0
Grand Total %			19.4	Male %	45.2	38.7	3.2	0.0	0.0	3.2	0.0	0.0	0.0
				Female #	17	13	2	2	0	0	0	0	0
				Female%	54.8	41.9	6.5	6.5	0.0	0.0	0.0	0.0	0.0

Maricopa County Community College District

GateWay Community College

Workforce Analysis

Snapshot Date: 09/30/2017

Organizational Unit: Communication/INT Trng/ASL

Job Code	JobTitle	Total		Total								
		EMP	MIN	EMP	W	AA	H	A	NA	PI	2+	
4075	Temp Level 2	1	0	Male	0	0	0	0	0	0	0	0
				Female	1	1	0	0	0	0	0	0
Grand Total #		1	0	Male #	0	0	0	0	0	0	0	0
Grand Total %			0.0	Male %	0.0	0.0	0.0	0.0	0.0	0.0	0.0	0.0
				Female #	1	1	0	0	0	0	0	0
				Female%	100.0	100.0	0.0	0.0	0.0	0.0	0.0	0.0

Maricopa County Community College District

GateWay Community College

Snapshot Date: 09/30/2017

Workforce Analysis

Organizational Unit: Comp Creative Writing and Lit

Job Code	JobTitle	Total		Total								
		EMP	MIN	EMP	W	AA	H	A	NA	PI	2+	
4037	Student Lrning Facilitator II	6	1	Male	2	1	0	1	0	0	0	0
				Female	4	4	0	0	0	0	0	
4076	Temp Level 3	42	23	Male	18	11	2	3	1	1	0	0
				Female	24	8	1	14	0	1	0	0
4367	Temp Level 4	1	0	Male	1	1	0	0	0	0	0	0
				Female	0	0	0	0	0	0	0	0
Grand Total #		49	24	Male #	21	13	2	4	1	1	0	0
Grand Total %			49.0	Male %	42.9	26.5	4.1	8.2	2.0	2.0	0.0	0.0
				Female #	28	12	1	14	0	1	0	0
				Female%	57.1	24.5	2.0	28.6	0.0	2.0	0.0	0.0

Maricopa County Community College District

GateWay Community College

Workforce Analysis

Snapshot Date: 09/30/2017

Organizational Unit: Counseling

Job Code	JobTitle	Total		Total								
		EMP	MIN	EMP	W	AA	H	A	NA	PI	2+	
2730	Admin Secretary III	1	1	Male	0	0	0	0	0	0	0	0
				Female	1	0	0	1	0	0	0	0
4204	Adjunct Faculty Day	2	1	Male	1	1	0	0	0	0	0	0
				Female	1	0	0	1	0	0	0	0
4205	Adjunct Faculty Evening	1	0	Male	0	0	0	0	0	0	0	0
				Female	1	1	0	0	0	0	0	0
7200	Counselor	2	1	Male	0	0	0	0	0	0	0	0
				Female	2	1	0	1	0	0	0	0
Grand Total #		6	3	Male #	1	1	0	0	0	0	0	0
Grand Total %			50.0	Male %	16.7	16.7	0.0	0.0	0.0	0.0	0.0	0.0
				Female #	5	2	0	3	0	0	0	0
				Female%	83.3	33.3	0.0	50.0	0.0	0.0	0.0	0.0

Maricopa County Community College District

GateWay Community College

Workforce Analysis

Snapshot Date: 09/30/2017

Organizational Unit: Counseling & Guidance

Job Code	JobTitle	Total		Total								
		EMP	MIN	EMP	W	AA	H	A	NA	PI	2+	
4205	Adjunct Faculty Evening	1	1	Male	0	0	0	0	0	0	0	0
				Female	1	0	0	0	0	0	1	0
Grand Total #		1	1	Male #	0	0	0	0	0	0	0	0
Grand Total %			100.0	Male %	0.0	0.0	0.0	0.0	0.0	0.0	0.0	0.0
				Female #	1	0	0	0	0	1	0	0
				Female%	100.0	0.0	0.0	0.0	0.0	100.0	0.0	0.0

**Maricopa County Community College District
 GateWay Community College
 Workforce Analysis**

Snapshot Date: 09/30/2017

Organizational Unit: Court Reporting

Job Code	JobTitle	Total		Total								
		EMP	MIN	EMP	W	AA	H	A	NA	PI	2+	
4204	Adjunct Faculty Day	3	0	Male	1	1	0	0	0	0	0	0
				Female	2	2	0	0	0	0	0	0
7210	Court Reporting	1	0	Male	0	0	0	0	0	0	0	0
				Female	1	1	0	0	0	0	0	0
Grand Total #		4	0	Male #	1	1	0	0	0	0	0	0
Grand Total %			0.0	Male %	25.0	25.0	0.0	0.0	0.0	0.0	0.0	0.0
				Female #	3	3	0	0	0	0	0	0
				Female%	75.0	75.0	0.0	0.0	0.0	0.0	0.0	0.0

Maricopa County Community College District

GateWay Community College

Workforce Analysis

Snapshot Date: 09/30/2017

Organizational Unit: Creative Services

Job Code	JobTitle	Total		Total								
		EMP	MIN	EMP	W	AA	H	A	NA	PI	2+	
K001	Graphic Designer II	1	1	Male	0	0	0	0	0	0	0	0
				Female	1	0	0	1	0	0	0	0
Grand Total #		1	1	Male #	0	0	0	0	0	0	0	0
Grand Total %			100.0	Male %	0.0	0.0	0.0	0.0	0.0	0.0	0.0	0.0
				Female #	1	0	0	1	0	0	0	0
				Female%	100.0	0.0	0.0	100.0	0.0	0.0	0.0	0.0

Maricopa County Community College District

GateWay Community College

Snapshot Date: 09/30/2017

Workforce Analysis

Organizational Unit: Criminal Jus,ER Response&Legal

Job Code	JobTitle	Total		Total								
		EMP	MIN	EMP	W	AA	H	A	NA	PI	2+	
4081	Temp MAT Equiv Grade 17	1	0	Male	1	1	0	0	0	0	0	0
				Female	0	0	0	0	0	0	0	0
Grand Total #		1	0	Male #	1	1	0	0	0	0	0	
Grand Total %			0.0	Male %	100.0	100.0	0.0	0.0	0.0	0.0	0.0	
				Female #	0	0	0	0	0	0	0	
				Female%	0.0	0.0	0.0	0.0	0.0	0.0	0.0	

Maricopa County Community College District

GateWay Community College

Workforce Analysis

Snapshot Date: 09/30/2017

Organizational Unit: Ctr for Teach,Lng, Engagement2

Job Code	JobTitle	Total		Total								
		EMP	MIN	EMP	W	AA	H	A	NA	PI	2+	
4075	Temp Level 2	1	0	Male	0	0	0	0	0	0	0	0
				Female	1	1	0	0	0	0	0	0
Grand Total #		1	0	Male #	0	0	0	0	0	0	0	0
Grand Total %			0.0	Male %	0.0	0.0	0.0	0.0	0.0	0.0	0.0	0.0
				Female #	1	1	0	0	0	0	0	0
				Female%	100.0	100.0	0.0	0.0	0.0	0.0	0.0	0.0

Maricopa County Community College District

GateWay Community College

Workforce Analysis

Snapshot Date: 09/30/2017

Organizational Unit: Cultural Science

Job Code	JobTitle	Total		Total								
		EMP	MIN	EMP	W	AA	H	A	NA	PI	2+	
4204	Adjunct Faculty Day	1	0	Male	0	0	0	0	0	0	0	0
				Female	1	1	0	0	0	0	0	0
Grand Total #		1	0	Male #	0	0	0	0	0	0	0	0
Grand Total %			0.0	Male %	0.0	0.0	0.0	0.0	0.0	0.0	0.0	0.0
				Female #	1	1	0	0	0	0	0	0
				Female%	100.0	100.0	0.0	0.0	0.0	0.0	0.0	0.0

Maricopa County Community College District

GateWay Community College

Workforce Analysis

Snapshot Date: 09/30/2017

Organizational Unit: Cutting Edge

Job Code	JobTitle	Total		Total								
		EMP	MIN	EMP	W	AA	H	A	NA	PI	2+	
K050	Assoc Instructor	3	0	Male	0	0	0	0	0	0	0	0
				Female	3	3	0	0	0	0	0	0
Grand Total #		3	0	Male #	0	0	0	0	0	0	0	0
Grand Total %			0.0	Male %	0.0	0.0	0.0	0.0	0.0	0.0	0.0	0.0
				Female #	3	3	0	0	0	0	0	0
				Female%	100.0	100.0	0.0	0.0	0.0	0.0	0.0	0.0

Maricopa County Community College District

GateWay Community College

Workforce Analysis

Snapshot Date: 09/30/2017

Organizational Unit: Dean Acad Planning & Projects

Job Code	JobTitle	Total		Total								
		EMP	MIN	EMP	W	AA	H	A	NA	PI	2+	
4139	Special Asst to Prj Dr Prj Mgr	1	1	Male	1	0	0	1	0	0	0	0
				Female	0	0	0	0	0	0	0	
Grand Total #		1	1	Male #	1	0	0	1	0	0	0	0
Grand Total %			100.0	Male %	100.0	0.0	0.0	100.0	0.0	0.0	0.0	0.0
				Female #	0	0	0	0	0	0	0	0
				Female%	0.0	0.0	0.0	0.0	0.0	0.0	0.0	0.0

Maricopa County Community College District

GateWay Community College

Workforce Analysis

Snapshot Date: 09/30/2017

Organizational Unit: Dean Enrollment Services

Job Code	JobTitle	Total		Total								
		EMP	MIN	EMP	W	AA	H	A	NA	PI	2+	
1155	Coord Veterans Svcs	1	1	Male	1	0	0	1	0	0	0	0
				Female	0	0	0	0	0	0	0	
229	Dir Enrollment Svcs	1	0	Male	0	0	0	0	0	0	0	0
				Female	1	1	0	0	0	0	0	0
590	Dir Financial Aid	1	0	Male	0	0	0	0	0	0	0	0
				Female	1	1	0	0	0	0	0	0
791	Dir Advisement Svcs	1	0	Male	0	0	0	0	0	0	0	0
				Female	1	1	0	0	0	0	0	0
Grand Total #		4	1	Male #	1	0	0	1	0	0	0	0
Grand Total %			25.0	Male %	25.0	0.0	0.0	25.0	0.0	0.0	0.0	0.0
				Female #	3	3	0	0	0	0	0	0
				Female%	75.0	75.0	0.0	0.0	0.0	0.0	0.0	0.0

Maricopa County Community College District

GateWay Community College

Workforce Analysis

Snapshot Date: 09/30/2017

Organizational Unit: Dean Industry & Public Service

Job Code	JobTitle	Total		Total								
		EMP	MIN	EMP	W	AA	H	A	NA	PI	2+	
7560	Nursing	1	0	Male	1	1	0	0	0	0	0	0
				Female	0	0	0	0	0	0	0	0
Grand Total #		1	0	Male #	1	1	0	0	0	0	0	
Grand Total %			0.0	Male %	100.0	100.0	0.0	0.0	0.0	0.0	0.0	
				Female #	0	0	0	0	0	0	0	
				Female%	0.0	0.0	0.0	0.0	0.0	0.0	0.0	

**Maricopa County Community College District
 GateWay Community College
 Workforce Analysis**

Snapshot Date: 09/30/2017

Organizational Unit: Dean of Lib Arts & Learn Supp

Job Code	JobTitle	Total		Total								
		EMP	MIN	EMP	W	AA	H	A	NA	PI	2+	
7090	Biology	1	0	Male	0	0	0	0	0	0	0	0
				Female	1	1	0	0	0	0	0	0
7320	English	1	0	Male	0	0	0	0	0	0	0	0
				Female	1	1	0	0	0	0	0	0
7563	Humanities Art Drawing	1	0	Male	0	0	0	0	0	0	0	0
				Female	1	1	0	0	0	0	0	0
925	Dir Learning Ctr	1	1	Male	0	0	0	0	0	0	0	0
				Female	1	0	0	0	1	0	0	0
9938	Student Support Spec	1	0	Male	0	0	0	0	0	0	0	0
				Female	1	1	0	0	0	0	0	0
Grand Total #		5	1	Male #	0	0	0	0	0	0	0	0
Grand Total %			20.0	Male %	0.0	0.0	0.0	0.0	0.0	0.0	0.0	0.0
				Female #	5	4	0	0	1	0	0	0
				Female%	100.0	80.0	0.0	0.0	20.0	0.0	0.0	0.0

Maricopa County Community College District

GateWay Community College

Snapshot Date: 09/30/2017

Workforce Analysis

Organizational Unit: Dean of Profession & Tech Ed

Job Code	JobTitle	Total		Total									
		EMP	MIN	EMP	W	AA	H	A	NA	PI	2+		
7070	Automotives	1	1	Male	1	0	0	0	0	0	1	0	0
				Female	0	0	0	0	0	0	0	0	0
7205	Computer Information Systems	1	0	Male	1	1	0	0	0	0	0	0	0
				Female	0	0	0	0	0	0	0	0	0
7541	Medical Ultrasound	1	0	Male	1	1	0	0	0	0	0	0	0
				Female	0	0	0	0	0	0	0	0	0
7560	Nursing	1	0	Male	0	0	0	0	0	0	0	0	0
				Female	1	1	0	0	0	0	0	0	0
Grand Total #		4	1	Male #	3	2	0	0	0	0	1	0	0
Grand Total %			25.0	Male %	75.0	50.0	0.0	0.0	0.0	0.0	25.0	0.0	0.0
				Female #	1	1	0	0	0	0	0	0	0
				Female%	25.0	25.0	0.0	0.0	0.0	0.0	0.0	0.0	0.0

Maricopa County Community College District

GateWay Community College

Workforce Analysis

Snapshot Date: 09/30/2017

Organizational Unit: Dean of Student Success

Job Code	JobTitle	Total		Total								
		EMP	MIN	EMP	W	AA	H	A	NA	PI	2+	
230	Dir College Student Educ Svcs	1	1	Male	1	0	0	1	0	0	0	0
				Female	0	0	0	0	0	0	0	
785	Dir Student Life Leadership	1	1	Male	0	0	0	0	0	0	0	0
				Female	1	0	0	1	0	0	0	0
Grand Total #		2	2	Male #	1	0	0	1	0	0	0	0
Grand Total %			100.0	Male %	50.0	0.0	0.0	50.0	0.0	0.0	0.0	0.0
				Female #	1	0	0	1	0	0	0	0
				Female%	50.0	0.0	0.0	50.0	0.0	0.0	0.0	0.0

Maricopa County Community College District

GateWay Community College

Workforce Analysis

Snapshot Date: 09/30/2017

Organizational Unit: Dean Student Affairs-Retention

Job Code	JobTitle	Total		Total								
		EMP	MIN	EMP	W	AA	H	A	NA	PI	2+	
1119	Mgr Disability Resource Svcs	1	0	Male	0	0	0	0	0	0	0	0
				Female	1	1	0	0	0	0	0	0
Grand Total #		1	0	Male #	0	0	0	0	0	0	0	0
Grand Total %			0.0	Male %	0.0	0.0	0.0	0.0	0.0	0.0	0.0	0.0
				Female #	1	1	0	0	0	0	0	0
				Female%	100.0	100.0	0.0	0.0	0.0	0.0	0.0	0.0

Maricopa County Community College District

GateWay Community College

Workforce Analysis

Snapshot Date: 09/30/2017

Organizational Unit: Dental Assisting

Job Code	JobTitle	Total		Total								
		EMP	MIN	EMP	W	AA	H	A	NA	PI	2+	
4086	Non Credit	17	9	Male	4	1	0	3	0	0	0	0
				Female	13	7	2	3	0	1	0	0
Grand Total #		17	9	Male #	4	1	0	3	0	0	0	0
Grand Total %			52.9	Male %	23.5	5.9	0.0	17.6	0.0	0.0	0.0	0.0
				Female #	13	7	2	3	0	1	0	0
				Female%	76.5	41.2	11.8	17.6	0.0	5.9	0.0	0.0

Maricopa County Community College District

GateWay Community College

Workforce Analysis

Snapshot Date: 09/30/2017

Organizational Unit: Desktop Media Support

Job Code	JobTitle	Total		Total								
		EMP	MIN	EMP	W	AA	H	A	NA	PI	2+	
2707	Client Support Analyst	1	0	Male	1	1	0	0	0	0	0	0
				Female	0	0	0	0	0	0	0	0
Grand Total #		1	0	Male #	1	1	0	0	0	0	0	0
Grand Total %			0.0	Male %	100.0	100.0	0.0	0.0	0.0	0.0	0.0	0.0
				Female #	0	0	0	0	0	0	0	0
				Female%	0.0	0.0	0.0	0.0	0.0	0.0	0.0	0.0

Maricopa County Community College District

GateWay Community College

Snapshot Date: 09/30/2017

Workforce Analysis

Organizational Unit: Director - Skill Center

Job Code	JobTitle	Total		Total								
		EMP	MIN	EMP	W	AA	H	A	NA	PI	2+	
4359	Non Credit Instruction	3	1	Male	1	1	0	0	0	0	0	0
				Female	2	1	1	0	0	0	0	0
5613	Non Credit Instr Non Catalog	1	0	Male	0	0	0	0	0	0	0	0
				Female	1	1	0	0	0	0	0	0
K120	Instructor	1	0	Male	1	1	0	0	0	0	0	0
				Female	0	0	0	0	0	0	0	0
K395	Program Mgr	3	1	Male	2	2	0	0	0	0	0	0
				Female	1	0	1	0	0	0	0	0
Grand Total #		8	2	Male #	4	4	0	0	0	0	0	0
Grand Total %			25.0	Male %	50.0	50.0	0.0	0.0	0.0	0.0	0.0	0.0
				Female #	4	2	2	0	0	0	0	0
				Female%	50.0	25.0	25.0	0.0	0.0	0.0	0.0	0.0

Maricopa County Community College District

GateWay Community College

Workforce Analysis

Snapshot Date: 09/30/2017

Organizational Unit: Director SWSC

Job Code	JobTitle	Total		Total								
		EMP	MIN	EMP	W	AA	H	A	NA	PI	2+	
K991	Student Svcs Spec	1	1	Male	0	0	0	0	0	0	0	0
				Female	1	0	0	1	0	0	0	0
Grand Total #		1	1	Male #	0	0	0	0	0	0	0	0
Grand Total %			100.0	Male %	0.0	0.0	0.0	0.0	0.0	0.0	0.0	0.0
				Female #	1	0	0	1	0	0	0	0
				Female%	100.0	0.0	0.0	100.0	0.0	0.0	0.0	0.0

Maricopa County Community College District

GateWay Community College

Workforce Analysis

Snapshot Date: 09/30/2017

Organizational Unit: DL Teaching & Learning

Job Code	JobTitle	Total		Total								
		EMP	MIN	EMP	W	AA	H	A	NA	PI	2+	
149	Dir Community Partnership Prog	1	0	Male	0	0	0	0	0	0	0	0
				Female	1	1	0	0	0	0	0	0
4071	Specially Funded	11	7	Male	5	1	0	4	0	0	0	0
				Female	6	3	0	3	0	0	0	0
Grand Total #		12	7	Male #	5	1	0	4	0	0	0	0
Grand Total %			58.3	Male %	41.7	8.3	0.0	33.3	0.0	0.0	0.0	0.0
				Female #	7	4	0	3	0	0	0	0
				Female%	58.3	33.3	0.0	25.0	0.0	0.0	0.0	0.0

Maricopa County Community College District
GateWay Community College
Workforce Analysis

Snapshot Date: 09/30/2017

Organizational Unit: Early Outreach & Retention

Job Code	JobTitle	Total		Total								
		EMP	MIN	EMP	W	AA	H	A	NA	PI	2+	
1024	Coord Recruit Program	1	1	Male	0	0	0	0	0	0	0	0
				Female	1	0	0	1	0	0	0	0
9506	Dual Enrollment Spec	1	0	Male	0	0	0	0	0	0	0	0
				Female	1	1	0	0	0	0	0	0
9859	Project Dir Std Support Svcs	2	2	Male	0	0	0	0	0	0	0	0
				Female	2	0	1	1	0	0	0	0
K989	Student Advisor	1	1	Male	1	0	1	0	0	0	0	0
				Female	0	0	0	0	0	0	0	0
Grand Total #		5	4	Male #	1	0	1	0	0	0	0	0
Grand Total %			80.0	Male %	20.0	0.0	20.0	0.0	0.0	0.0	0.0	0.0
				Female #	4	1	1	2	0	0	0	0
				Female%	80.0	20.0	20.0	40.0	0.0	0.0	0.0	0.0

Maricopa County Community College District

GateWay Community College

Workforce Analysis

Snapshot Date: 09/30/2017

Organizational Unit: Educational Specialized Svcs

Job Code	JobTitle	Total		Total								
		EMP	MIN	EMP	W	AA	H	A	NA	PI	2+	
2595	Veterans Records Tech	1	0	Male	1	1	0	0	0	0	0	0
				Female	0	0	0	0	0	0	0	0
Grand Total #		1	0	Male #	1	1	0	0	0	0	0	0
Grand Total %			0.0	Male %	100.0	100.0	0.0	0.0	0.0	0.0	0.0	0.0
				Female #	0	0	0	0	0	0	0	0
				Female%	0.0	0.0	0.0	0.0	0.0	0.0	0.0	0.0

Maricopa County Community College District

GateWay Community College

Workforce Analysis

Snapshot Date: 09/30/2017

Organizational Unit: English Division

Job Code	JobTitle	Total		Total								
		EMP	MIN	EMP	W	AA	H	A	NA	PI	2+	
1457	Student Svcs Spec	1	0	Male	0	0	0	0	0	0	0	0
				Female	1	1	0	0	0	0	0	0
Grand Total #		1	0	Male #	0	0	0	0	0	0	0	0
Grand Total %			0.0	Male %	0.0	0.0	0.0	0.0	0.0	0.0	0.0	0.0
				Female #	1	1	0	0	0	0	0	0
				Female%	100.0	100.0	0.0	0.0	0.0	0.0	0.0	0.0

Maricopa County Community College District

GateWay Community College

Workforce Analysis

Snapshot Date: 09/30/2017

Organizational Unit: Enrollment Management

Job Code	JobTitle	Total		Total								
		EMP	MIN	EMP	W	AA	H	A	NA	PI	2+	
4075	Temp Level 2	1	1	Male	0	0	0	0	0	0	0	0
				Female	1	0	0	1	0	0	0	0
Grand Total #		1	1	Male #	0	0	0	0	0	0	0	0
Grand Total %			100.0	Male %	0.0	0.0	0.0	0.0	0.0	0.0	0.0	0.0
				Female #	1	0	0	1	0	0	0	0
				Female%	100.0	0.0	0.0	100.0	0.0	0.0	0.0	0.0

Maricopa County Community College District
GateWay Community College
Workforce Analysis

Snapshot Date: 09/30/2017

Organizational Unit: Enrollment Services

Job Code	JobTitle	Total		Total								
		EMP	MIN	EMP	W	AA	H	A	NA	PI	2+	
1457	Student Svcs Spec	4	2	Male	0	0	0	0	0	0	0	0
				Female	4	2	0	2	0	0	0	
1458	Coord Student Svcs	1	0	Male	0	0	0	0	0	0	0	
				Female	1	1	0	0	0	0	0	
2730	Admin Secretary III	1	1	Male	0	0	0	0	0	0	0	
				Female	1	0	0	1	0	0	0	
4075	Temp Level 2	2	1	Male	2	1	0	1	0	0	0	
				Female	0	0	0	0	0	0	0	
K411	Admissions Records Coord	1	1	Male	0	0	0	0	0	0	0	
				Female	1	0	1	0	0	0	0	
Grand Total #		9	5	Male #	2	1	0	1	0	0	0	
Grand Total %			55.6	Male %	22.2	11.1	0.0	11.1	0.0	0.0	0.0	
				Female #	7	3	1	3	0	0	0	
				Female%	77.8	33.3	11.1	33.3	0.0	0.0	0.0	

Maricopa County Community College District

GateWay Community College

Workforce Analysis

Snapshot Date: 09/30/2017

Organizational Unit: Essential Skills Manager

Job Code	JobTitle	Total		Total								
		EMP	MIN	EMP	W	AA	H	A	NA	PI	2+	
K002	Instructional Asst	1	1	Male	0	0	0	0	0	0	0	0
				Female	1	0	0	1	0	0	0	0
Grand Total #		1	1	Male #	0	0	0	0	0	0	0	0
Grand Total %			100.0	Male %	0.0	0.0	0.0	0.0	0.0	0.0	0.0	0.0
				Female #	1	0	0	1	0	0	0	0
				Female%	100.0	0.0	0.0	100.0	0.0	0.0	0.0	0.0

Maricopa County Community College District
GateWay Community College
Workforce Analysis

Snapshot Date: 09/30/2017

Organizational Unit: Executive Director

Job Code	JobTitle	Total		Total								
		EMP	MIN	EMP	W	AA	H	A	NA	PI	2+	
403	Dean	1	0	Male	1	1	0	0	0	0	0	0
				Female	0	0	0	0	0	0	0	0
510	Dir Career Educ Planning Svcs	1	0	Male	0	0	0	0	0	0	0	0
				Female	1	1	0	0	0	0	0	0
9024	Dir Bus Ind Gov Trg Prog	1	1	Male	0	0	0	0	0	0	0	0
				Female	1	0	0	1	0	0	0	0
K010	Admin Asst	1	1	Male	0	0	0	0	0	0	0	0
				Female	1	0	1	0	0	0	0	0
K900	Dir Skill Ctr Dir	1	0	Male	0	0	0	0	0	0	0	0
				Female	1	1	0	0	0	0	0	0
Grand Total #		5	2	Male #	1	1	0	0	0	0	0	0
Grand Total %			40.0	Male %	20.0	20.0	0.0	0.0	0.0	0.0	0.0	0.0
				Female #	4	2	1	1	0	0	0	0
				Female%	80.0	40.0	20.0	20.0	0.0	0.0	0.0	0.0

Maricopa County Community College District

GateWay Community College

Workforce Analysis

Snapshot Date: 09/30/2017

Organizational Unit: Facilities-HVAC

Job Code	JobTitle	Total		Total								
		EMP	MIN	EMP	W	AA	H	A	NA	PI	2+	
4205	Adjunct Faculty Evening	1	0	Male	1	1	0	0	0	0	0	0
				Female	0	0	0	0	0	0	0	0
Grand Total #		1	0	Male #	1	1	0	0	0	0	0	0
Grand Total %			0.0	Male %	100.0	100.0	0.0	0.0	0.0	0.0	0.0	0.0
				Female #	0	0	0	0	0	0	0	0
				Female%	0.0	0.0	0.0	0.0	0.0	0.0	0.0	0.0

Maricopa County Community College District

GateWay Community College

Snapshot Date: 09/30/2017

Workforce Analysis

Organizational Unit: Financial Aid

Job Code	JobTitle	Total		Total									
		EMP	MIN	EMP	W	AA	H	A	NA	PI	2+		
1457	Student Svcs Spec	2	1	Male	0	0	0	0	0	0	0	0	0
				Female	2	1	0	0	0	0	1	0	0
1458	Coord Student Svcs	1	0	Male	0	0	0	0	0	0	0	0	0
				Female	1	1	0	0	0	0	0	0	0
9012	Student Svcs Spec	1	0	Male	0	0	0	0	0	0	0	0	0
				Female	1	1	0	0	0	0	0	0	0
K100	Financial Aid Coord	1	1	Male	0	0	0	0	0	0	0	0	0
				Female	1	0	1	0	0	0	0	0	0
Grand Total #		5	2	Male #	0	0	0	0	0	0	0	0	
Grand Total %			40.0	Male %	0.0	0.0	0.0	0.0	0.0	0.0	0.0	0.0	
				Female #	5	3	1	0	0	1	0	0	
				Female%	100.0	60.0	20.0	0.0	0.0	20.0	0.0	0.0	

Maricopa County Community College District

GateWay Community College

Workforce Analysis

Snapshot Date: 09/30/2017

Organizational Unit: Fiscal Office

Job Code	JobTitle	Total		Total								
		EMP	MIN	EMP	W	AA	H	A	NA	PI	2+	
1312	College Budget Analyst	1	0	Male	0	0	0	0	0	0	0	0
				Female	1	1	0	0	0	0	0	0
601	Mgr College Cashier Svcs	1	1	Male	0	0	0	0	0	0	0	0
				Female	1	0	0	1	0	0	0	0
Grand Total #		2	1	Male #	0	0	0	0	0	0	0	0
Grand Total %			50.0	Male %	0.0	0.0	0.0	0.0	0.0	0.0	0.0	0.0
				Female #	2	1	0	1	0	0	0	0
				Female%	100.0	50.0	0.0	50.0	0.0	0.0	0.0	0.0

Maricopa County Community College District

GateWay Community College

Workforce Analysis

Snapshot Date: 09/30/2017

Organizational Unit: Fitness-Health-P.E.

Job Code	JobTitle	Total		Total								
		EMP	MIN	EMP	W	AA	H	A	NA	PI	2+	
1930	Athletic Spec	2	0	Male	2	2	0	0	0	0	0	0
				Female	0	0	0	0	0	0	0	0
Grand Total #		2	0	Male #	2	2	0	0	0	0	0	
Grand Total %			0.0	Male %	100.0	100.0	0.0	0.0	0.0	0.0	0.0	
				Female #	0	0	0	0	0	0	0	
				Female%	0.0	0.0	0.0	0.0	0.0	0.0	0.0	

Maricopa County Community College District

GateWay Community College

Snapshot Date: 09/30/2017

Workforce Analysis

Organizational Unit: GateWay Early College

Job Code	JobTitle	Total		Total								
		EMP	MIN	EMP	W	AA	H	A	NA	PI	2+	
2305	Admin Asst I	1	1	Male	0	0	0	0	0	0	0	0
				Female	1	0	0	1	0	0	0	0
9015	Title I Parap Drop Out Prv Crd	1	1	Male	1	0	0	1	0	0	0	0
				Female	0	0	0	0	0	0	0	0
9505	Tech Prep Fed Proj Coord	1	1	Male	1	0	1	0	0	0	0	0
				Female	0	0	0	0	0	0	0	0
9570	Academic Support Asst	1	0	Male	0	0	0	0	0	0	0	0
				Female	1	1	0	0	0	0	0	0
9839	Coord Early Coll HS Adm Rec	1	0	Male	0	0	0	0	0	0	0	0
				Female	1	1	0	0	0	0	0	0
9989	High School Counselor	1	0	Male	1	1	0	0	0	0	0	0
				Female	0	0	0	0	0	0	0	0
9998	High School Teacher	9	3	Male	4	4	0	0	0	0	0	0
				Female	5	2	2	1	0	0	0	0
Grand Total #		15	6	Male #	7	5	1	1	0	0	0	0
Grand Total %			40.0	Male %	46.7	33.3	6.7	6.7	0.0	0.0	0.0	0.0
				Female #	8	4	2	2	0	0	0	0
				Female%	53.3	26.7	13.3	13.3	0.0	0.0	0.0	0.0

Maricopa County Community College District

GateWay Community College

Workforce Analysis

Snapshot Date: 09/30/2017

Organizational Unit: General Business

Job Code	JobTitle	Total		Total								
		EMP	MIN	EMP	W	AA	H	A	NA	PI	2+	
4204	Adjunct Faculty Day	3	0	Male	1	1	0	0	0	0	0	0
				Female	2	2	0	0	0	0	0	0
4205	Adjunct Faculty Evening	2	0	Male	0	0	0	0	0	0	0	0
				Female	2	2	0	0	0	0	0	0
7110	General Business	1	0	Male	1	1	0	0	0	0	0	0
				Female	0	0	0	0	0	0	0	0
Grand Total #		6	0	Male #	2	2	0	0	0	0	0	0
Grand Total %			0.0	Male %	33.3	33.3	0.0	0.0	0.0	0.0	0.0	0.0
				Female #	4	4	0	0	0	0	0	0
				Female%	66.7	66.7	0.0	0.0	0.0	0.0	0.0	0.0

Maricopa County Community College District

GateWay Community College

Snapshot Date: 09/30/2017

Workforce Analysis

Organizational Unit: Health Care Core

Job Code	JobTitle	Total		Total								
		EMP	MIN	EMP	W	AA	H	A	NA	PI	2+	
4204	Adjunct Faculty Day	4	1	Male	2	1	1	0	0	0	0	0
				Female	2	2	0	0	0	0	0	0
4205	Adjunct Faculty Evening	1	0	Male	0	0	0	0	0	0	0	0
				Female	1	1	0	0	0	0	0	0
Grand Total #		5	1	Male #	2	1	1	0	0	0	0	0
Grand Total %			20.0	Male %	40.0	20.0	20.0	0.0	0.0	0.0	0.0	0.0
				Female #	3	3	0	0	0	0	0	0
				Female%	60.0	60.0	0.0	0.0	0.0	0.0	0.0	0.0

Maricopa County Community College District

GateWay Community College

Workforce Analysis

Snapshot Date: 09/30/2017

Organizational Unit: Health Continuing Education

Job Code	JobTitle	Total		Total								
		EMP	MIN	EMP	W	AA	H	A	NA	PI	2+	
4204	Adjunct Faculty Day	1	0	Male	0	0	0	0	0	0	0	0
				Female	1	1	0	0	0	0	0	0
4205	Adjunct Faculty Evening	2	0	Male	2	2	0	0	0	0	0	
				Female	0	0	0	0	0	0	0	
Grand Total #		3	0	Male #	2	2	0	0	0	0	0	
Grand Total %			0.0	Male %	66.7	66.7	0.0	0.0	0.0	0.0	0.0	
				Female #	1	1	0	0	0	0	0	
				Female%	33.3	33.3	0.0	0.0	0.0	0.0	0.0	

Maricopa County Community College District
GateWay Community College
Workforce Analysis

Snapshot Date: 09/30/2017

Organizational Unit: Health Sciences

Job Code	JobTitle	Total		Total								
		EMP	MIN	EMP	W	AA	H	A	NA	PI	2+	
2305	Admin Asst I	1	1	Male	0	0	0	0	0	0	0	0
				Female	1	0	1	0	0	0	0	0
4029	Substitute Pay Evening Inst	1	0	Male	0	0	0	0	0	0	0	0
				Female	1	1	0	0	0	0	0	0
4204	Adjunct Faculty Day	7	3	Male	2	1	1	0	0	0	0	0
				Female	5	3	1	1	0	0	0	0
4205	Adjunct Faculty Evening	3	0	Male	2	2	0	0	0	0	0	0
				Female	1	1	0	0	0	0	0	0
7385	Health Unit Coord	2	1	Male	0	0	0	0	0	0	0	0
				Female	2	1	0	0	1	0	0	0
7541	Medical Ultrasound	1	0	Male	0	0	0	0	0	0	0	0
				Female	1	1	0	0	0	0	0	0
7575	Physical Therapist Asst Inst	1	0	Male	1	1	0	0	0	0	0	0
				Female	0	0	0	0	0	0	0	0
8068	Perioperative Nurs Surg Tech	1	0	Male	0	0	0	0	0	0	0	0
				Female	1	1	0	0	0	0	0	0
8131	Health Svcs Management	1	0	Male	0	0	0	0	0	0	0	0
				Female	1	1	0	0	0	0	0	0
8299	Nuclear Medicine	2	0	Male	0	0	0	0	0	0	0	0
				Female	2	2	0	0	0	0	0	0
Grand Total #		20	5	Male #	5	4	1	0	0	0	0	0
Grand Total %			25.0	Male %	25.0	20.0	5.0	0.0	0.0	0.0	0.0	0.0
				Female #	15	11	2	1	1	0	0	0
				Female%	75.0	55.0	10.0	5.0	5.0	0.0	0.0	0.0

Maricopa County Community College District

GateWay Community College

Workforce Analysis

Snapshot Date: 09/30/2017

Organizational Unit: Health Services Management

Job Code	JobTitle	Total		Total								
		EMP	MIN	EMP	W	AA	H	A	NA	PI	2+	
1427	Head Athletic Trainer	1	0	Male	0	0	0	0	0	0	0	0
				Female	1	1	0	0	0	0	0	0
Grand Total #		1	0	Male #	0	0	0	0	0	0	0	0
Grand Total %			0.0	Male %	0.0	0.0	0.0	0.0	0.0	0.0	0.0	0.0
				Female #	1	1	0	0	0	0	0	0
				Female%	100.0	100.0	0.0	0.0	0.0	0.0	0.0	0.0

Maricopa County Community College District

GateWay Community College

Workforce Analysis

Snapshot Date: 09/30/2017

Organizational Unit: Helpdesk

Job Code	JobTitle	Total		Total								
		EMP	MIN	EMP	W	AA	H	A	NA	PI	2+	
2335	Office Coord III	1	0	Male	0	0	0	0	0	0	0	0
				Female	1	1	0	0	0	0	0	0
Grand Total #		1	0	Male #	0	0	0	0	0	0	0	0
Grand Total %			0.0	Male %	0.0	0.0	0.0	0.0	0.0	0.0	0.0	0.0
				Female #	1	1	0	0	0	0	0	0
				Female%	100.0	100.0	0.0	0.0	0.0	0.0	0.0	0.0

Maricopa County Community College District

GateWay Community College

Workforce Analysis

Snapshot Date: 09/30/2017

Organizational Unit: Hlth Profns,Fitness&Wellness

Job Code	JobTitle	Total		Total									
		EMP	MIN	EMP	W	AA	H	A	NA	PI	2+		
4357	Instructional Consultant	1	0	Male	1	1	0	0	0	0	0	0	0
				Female	0	0	0	0	0	0	0	0	0
Grand Total #		1	0	Male #	1	1	0	0	0	0	0	0	0
Grand Total %			0.0	Male %	100.0	100.0	0.0	0.0	0.0	0.0	0.0	0.0	0.0
				Female #	0	0	0	0	0	0	0	0	0
				Female%	0.0	0.0	0.0	0.0	0.0	0.0	0.0	0.0	0.0

Maricopa County Community College District

GateWay Community College

Workforce Analysis

Snapshot Date: 09/30/2017

Organizational Unit: Human Resources

Job Code	JobTitle	Total		Total								
		EMP	MIN	EMP	W	AA	H	A	NA	PI	2+	
1436	Mgr College Employee Svcs	1	1	Male	0	0	0	0	0	0	0	0
				Female	1	0	0	1	0	0	0	0
Grand Total #		1	1	Male #	0	0	0	0	0	0	0	0
Grand Total %			100.0	Male %	0.0	0.0	0.0	0.0	0.0	0.0	0.0	0.0
				Female #	1	0	0	1	0	0	0	0
				Female%	100.0	0.0	0.0	100.0	0.0	0.0	0.0	0.0

Maricopa County Community College District

GateWay Community College

Workforce Analysis

Snapshot Date: 09/30/2017

Organizational Unit: Human Resources Payroll

Job Code	JobTitle	Total		Total								
		EMP	MIN	EMP	W	AA	H	A	NA	PI	2+	
K080	HR Generalist	1	0	Male	0	0	0	0	0	0	0	0
				Female	1	1	0	0	0	0	0	0
Grand Total #		1	0	Male #	0	0	0	0	0	0	0	0
Grand Total %			0.0	Male %	0.0	0.0	0.0	0.0	0.0	0.0	0.0	0.0
				Female #	1	1	0	0	0	0	0	0
				Female%	100.0	100.0	0.0	0.0	0.0	0.0	0.0	0.0

Maricopa County Community College District

GateWay Community College

Workforce Analysis

Snapshot Date: 09/30/2017

Organizational Unit: Human Resources Recruiting

Job Code	JobTitle	Total		Total								
		EMP	MIN	EMP	W	AA	H	A	NA	PI	2+	
K080	HR Generalist	1	0	Male	0	0	0	0	0	0	0	0
				Female	1	1	0	0	0	0	0	0
Grand Total #		1	0	Male #	0	0	0	0	0	0	0	0
Grand Total %			0.0	Male %	0.0	0.0	0.0	0.0	0.0	0.0	0.0	0.0
				Female #	1	1	0	0	0	0	0	0
				Female%	100.0	100.0	0.0	0.0	0.0	0.0	0.0	0.0

Maricopa County Community College District

GateWay Community College

Snapshot Date: 09/30/2017

Workforce Analysis

Organizational Unit: HVAC/Crafts

Job Code	JobTitle	Total		Total									
		EMP	MIN	EMP	W	AA	H	A	NA	PI	2+		
4560	HVAC Maint Tech	1	0	Male	1	1	0	0	0	0	0	0	0
				Female	0	0	0	0	0	0	0	0	0
4840	Building Maint Tech	1	0	Male	1	1	0	0	0	0	0	0	0
				Female	0	0	0	0	0	0	0	0	0
4900	Groundskeeper I	2	2	Male	2	0	1	1	0	0	0	0	0
				Female	0	0	0	0	0	0	0	0	0
Grand Total #		4	2	Male #	4	2	1	1	0	0	0	0	
Grand Total %			50.0	Male %	100.0	50.0	25.0	25.0	0.0	0.0	0.0	0.0	
				Female #	0	0	0	0	0	0	0	0	
				Female%	0.0	0.0	0.0	0.0	0.0	0.0	0.0	0.0	

Maricopa County Community College District

GateWay Community College

Snapshot Date: 09/30/2017

Workforce Analysis

Organizational Unit: Industrial Technology

Job Code	JobTitle	Total		Total								
		EMP	MIN	EMP	W	AA	H	A	NA	PI	2+	
4205	Adjunct Faculty Evening	1	1	Male	1	0	0	1	0	0	0	0
				Female	0	0	0	0	0	0	0	
7070	Automotives	2	0	Male	2	2	0	0	0	0	0	0
				Female	0	0	0	0	0	0	0	0
7080	Automotive Tech	1	0	Male	1	1	0	0	0	0	0	0
				Female	0	0	0	0	0	0	0	0
8164	HVAC Facilities Tech	2	0	Male	2	2	0	0	0	0	0	0
				Female	0	0	0	0	0	0	0	0
8188	HVAC	1	0	Male	1	1	0	0	0	0	0	0
				Female	0	0	0	0	0	0	0	0
8288	Occupational Safety Health	2	1	Male	2	1	1	0	0	0	0	0
				Female	0	0	0	0	0	0	0	0
8439	Manufacturing Tech	1	1	Male	1	0	0	1	0	0	0	0
				Female	0	0	0	0	0	0	0	0
Grand Total #		10	3	Male #	10	7	1	2	0	0	0	0
Grand Total %			30.0	Male %	100.0	70.0	10.0	20.0	0.0	0.0	0.0	0.0
				Female #	0	0	0	0	0	0	0	0
				Female%	0.0	0.0	0.0	0.0	0.0	0.0	0.0	0.0

Maricopa County Community College District

GateWay Community College

Workforce Analysis

Snapshot Date: 09/30/2017

Organizational Unit: Information Resources Div

Job Code	JobTitle	Total		Total								
		EMP	MIN	EMP	W	AA	H	A	NA	PI	2+	
2770	Library Asst II	1	1	Male	1	0	0	0	1	0	0	0
				Female	0	0	0	0	0	0	0	
Grand Total #		1	1	Male #	1	0	0	0	1	0	0	0
Grand Total %			100.0	Male %	100.0	0.0	0.0	0.0	100.0	0.0	0.0	0.0
				Female #	0	0	0	0	0	0	0	0
				Female%	0.0	0.0	0.0	0.0	0.0	0.0	0.0	0.0

Maricopa County Community College District

GateWay Community College

Snapshot Date: 09/30/2017

Workforce Analysis

Organizational Unit: Institutional Effectiveness

Job Code	JobTitle	Total		Total									
		EMP	MIN	EMP	W	AA	H	A	NA	PI	2+		
834	Coord Grants	1	0	Male	0	0	0	0	0	0	0	0	0
				Female	1	1	0	0	0	0	0	0	0
951	Asst Dir Financial Aid	1	0	Male	0	0	0	0	0	0	0	0	0
				Female	1	1	0	0	0	0	0	0	0
Grand Total #		2	0	Male #	0	0	0	0	0	0	0	0	
Grand Total %			0.0	Male %	0.0	0.0	0.0	0.0	0.0	0.0	0.0	0.0	
				Female #	2	2	0	0	0	0	0	0	
				Female%	100.0	100.0	0.0	0.0	0.0	0.0	0.0	0.0	

Maricopa County Community College District

GateWay Community College

Snapshot Date: 09/30/2017

Workforce Analysis

Organizational Unit: Instructional - Day Reg Sem

Job Code	JobTitle	Total		Total								
		EMP	MIN	EMP	W	AA	H	A	NA	PI	2+	
4205	Adjunct Faculty Evening	1	1	Male	1	0	0	1	0	0	0	0
				Female	0	0	0	0	0	0	0	
9998	High School Teacher	1	0	Male	1	1	0	0	0	0	0	0
				Female	0	0	0	0	0	0	0	0
Grand Total #		2	1	Male #	2	1	0	1	0	0	0	0
Grand Total %			50.0	Male %	100.0	50.0	0.0	50.0	0.0	0.0	0.0	0.0
				Female #	0	0	0	0	0	0	0	0
				Female%	0.0	0.0	0.0	0.0	0.0	0.0	0.0	0.0

Maricopa County Community College District
GateWay Community College
Workforce Analysis

Snapshot Date: 09/30/2017

Organizational Unit: Instructional Computing

Job Code	JobTitle	Total		Total								
		EMP	MIN	EMP	W	AA	H	A	NA	PI	2+	
1015	Coord Employee Org Learning	1	0	Male	0	0	0	0	0	0	0	0
				Female	1	1	0	0	0	0	0	
1170	Institutional Research Analyst	1	1	Male	0	0	0	0	0	0	0	
				Female	1	0	0	0	1	0	0	
4028	Substitute Pay Day Inst	1	0	Male	1	1	0	0	0	0	0	
				Female	0	0	0	0	0	0	0	
4204	Adjunct Faculty Day	1	1	Male	1	0	1	0	0	0	0	
				Female	0	0	0	0	0	0	0	
4205	Adjunct Faculty Evening	1	0	Male	1	1	0	0	0	0	0	
				Female	0	0	0	0	0	0	0	
Grand Total #		5	2	Male #	3	2	1	0	0	0	0	
Grand Total %			40.0	Male %	60.0	40.0	20.0	0.0	0.0	0.0	0.0	
				Female #	2	1	0	0	1	0	0	
				Female%	40.0	20.0	0.0	0.0	20.0	0.0	0.0	

Maricopa County Community College District

GateWay Community College

Workforce Analysis

Snapshot Date: 09/30/2017

Organizational Unit: IT App Web Development

Job Code	JobTitle	Total		Total								
		EMP	MIN	EMP	W	AA	H	A	NA	PI	2+	
1211	Systems Admin II	1	0	Male	1	1	0	0	0	0	0	0
				Female	0	0	0	0	0	0	0	0
Grand Total #		1	0	Male #	1	1	0	0	0	0	0	
Grand Total %			0.0	Male %	100.0	100.0	0.0	0.0	0.0	0.0	0.0	
				Female #	0	0	0	0	0	0	0	
				Female%	0.0	0.0	0.0	0.0	0.0	0.0	0.0	

Maricopa County Community College District

GateWay Community College

Workforce Analysis

Snapshot Date: 09/30/2017

Organizational Unit: IT Help Desk

Job Code	JobTitle	Total		Total								
		EMP	MIN	EMP	W	AA	H	A	NA	PI	2+	
4075	Temp Level 2	1	1	Male	1	0	1	0	0	0	0	0
				Female	0	0	0	0	0	0	0	
Grand Total #		1	1	Male #	1	0	1	0	0	0	0	0
Grand Total %			100.0	Male %	100.0	0.0	100.0	0.0	0.0	0.0	0.0	0.0
				Female #	0	0	0	0	0	0	0	0
				Female%	0.0	0.0	0.0	0.0	0.0	0.0	0.0	0.0

Maricopa County Community College District

GateWay Community College

Workforce Analysis

Snapshot Date: 09/30/2017

Organizational Unit: IT Operations Center

Job Code	JobTitle	Total		Total								
		EMP	MIN	EMP	W	AA	H	A	NA	PI	2+	
4075	Temp Level 2	2	2	Male	0	0	0	0	0	0	0	0
				Female	2	0	0	1	0	1	0	0
Grand Total #		2	2	Male #	0	0	0	0	0	0	0	0
Grand Total %			100.0	Male %	0.0	0.0	0.0	0.0	0.0	0.0	0.0	0.0
				Female #	2	0	0	1	0	1	0	0
				Female%	100.0	0.0	0.0	50.0	0.0	50.0	0.0	0.0

Maricopa County Community College District

GateWay Community College

Snapshot Date: 09/30/2017

Workforce Analysis

Organizational Unit: IT Tier 2 Services

Job Code	JobTitle	Total		Total									
		EMP	MIN	EMP	W	AA	H	A	NA	PI	2+		
2601	Network Tech	1	0	Male	1	1	0	0	0	0	0	0	0
				Female	0	0	0	0	0	0	0	0	0
2707	Client Support Analyst	2	1	Male	2	1	0	1	0	0	0	0	
				Female	0	0	0	0	0	0	0	0	
581	Mgr Media Help Desk	1	0	Male	1	1	0	0	0	0	0	0	
				Female	0	0	0	0	0	0	0	0	
Grand Total #		4	1	Male #	4	3	0	1	0	0	0	0	
Grand Total %			25.0	Male %	100.0	75.0	0.0	25.0	0.0	0.0	0.0	0.0	
				Female #	0	0	0	0	0	0	0	0	
				Female%	0.0	0.0	0.0	0.0	0.0	0.0	0.0	0.0	

Maricopa County Community College District

GateWay Community College

Workforce Analysis

Snapshot Date: 09/30/2017

Organizational Unit: IT Tier 3 Services

Job Code	JobTitle	Total		Total									
		EMP	MIN	EMP	W	AA	H	A	NA	PI	2+		
1117	Sr Network Tech	1	0	Male	1	1	0	0	0	0	0	0	0
				Female	0	0	0	0	0	0	0	0	0
Grand Total #		1	0	Male #	1	1	0	0	0	0	0	0	0
Grand Total %			0.0	Male %	100.0	100.0	0.0	0.0	0.0	0.0	0.0	0.0	0.0
				Female #	0	0	0	0	0	0	0	0	0
				Female%	0.0	0.0	0.0	0.0	0.0	0.0	0.0	0.0	0.0

Maricopa County Community College District

GateWay Community College

Workforce Analysis

Snapshot Date: 09/30/2017

Organizational Unit: ITS ERP Production & Support

Job Code	JobTitle	Total		Total								
		EMP	MIN	EMP	W	AA	H	A	NA	PI	2+	
4075	Temp Level 2	1	1	Male	0	0	0	0	0	0	0	0
				Female	1	0	0	1	0	0	0	0
Grand Total #		1	1	Male #	0	0	0	0	0	0	0	0
Grand Total %			100.0	Male %	0.0	0.0	0.0	0.0	0.0	0.0	0.0	0.0
				Female #	1	0	0	1	0	0	0	0
				Female%	100.0	0.0	0.0	100.0	0.0	0.0	0.0	0.0

Maricopa County Community College District

GateWay Community College

Workforce Analysis

Snapshot Date: 09/30/2017

Organizational Unit: ITS Infrastructure

Job Code	JobTitle	Total		Total								
		EMP	MIN	EMP	W	AA	H	A	NA	PI	2+	
4075	Temp Level 2	1	1	Male	0	0	0	0	0	0	0	0
				Female	1	0	0	1	0	0	0	0
Grand Total #		1	1	Male #	0	0	0	0	0	0	0	0
Grand Total %			100.0	Male %	0.0	0.0	0.0	0.0	0.0	0.0	0.0	0.0
				Female #	1	0	0	1	0	0	0	0
				Female%	100.0	0.0	0.0	100.0	0.0	0.0	0.0	0.0

Maricopa County Community College District

GateWay Community College

Workforce Analysis

Snapshot Date: 09/30/2017

Organizational Unit: Lab Support

Job Code	JobTitle	Total		Total								
		EMP	MIN	EMP	W	AA	H	A	NA	PI	2+	
K370	Lab Tech	1	0	Male	1	1	0	0	0	0	0	0
				Female	0	0	0	0	0	0	0	0
Grand Total #		1	0	Male #	1	1	0	0	0	0	0	0
Grand Total %			0.0	Male %	100.0	100.0	0.0	0.0	0.0	0.0	0.0	0.0
				Female #	0	0	0	0	0	0	0	0
				Female%	0.0	0.0	0.0	0.0	0.0	0.0	0.0	0.0

Maricopa County Community College District

GateWay Community College

Workforce Analysis

Snapshot Date: 09/30/2017

Organizational Unit: Language Arts

Job Code	JobTitle	Total		Total								
		EMP	MIN	EMP	W	AA	H	A	NA	PI	2+	
1457	Student Svcs Spec	1	1	Male	0	0	0	0	0	0	0	0
				Female	1	0	0	1	0	0	0	0
Grand Total #		1	1	Male #	0	0	0	0	0	0	0	0
Grand Total %			100.0	Male %	0.0	0.0	0.0	0.0	0.0	0.0	0.0	0.0
				Female #	1	0	0	1	0	0	0	0
				Female%	100.0	0.0	0.0	100.0	0.0	0.0	0.0	0.0

Maricopa County Community College District

GateWay Community College

Workforce Analysis

Snapshot Date: 09/30/2017

Organizational Unit: Law Enforcement

Job Code	JobTitle	Total		Total								
		EMP	MIN	EMP	W	AA	H	A	NA	PI	2+	
4348	Other Paid from Fund 3 Hrly	2	0	Male	1	1	0	0	0	0	0	0
				Female	1	1	0	0	0	0	0	0
Grand Total #		2	0	Male #	1	1	0	0	0	0	0	
Grand Total %			0.0	Male %	50.0	50.0	0.0	0.0	0.0	0.0	0.0	
				Female #	1	1	0	0	0	0	0	
				Female%	50.0	50.0	0.0	0.0	0.0	0.0	0.0	

Maricopa County Community College District

GateWay Community College

Workforce Analysis

Snapshot Date: 09/30/2017

Organizational Unit: Learning Center

Job Code	JobTitle	Total		Total									
		EMP	MIN	EMP	W	AA	H	A	NA	PI	2+		
2335	Office Coord III	1	0	Male	0	0	0	0	0	0	0	0	0
				Female	1	1	0	0	0	0	0	0	0
2765	Learning Ctr Tech	1	1	Male	0	0	0	0	0	0	0	0	0
				Female	1	0	0	1	0	0	0	0	0
6451	Learning Assoc	1	1	Male	0	0	0	0	0	0	0	0	0
				Female	1	0	0	1	0	0	0	0	0
Grand Total #		3	2	Male #	0	0	0	0	0	0	0	0	0
Grand Total %			66.7	Male %	0.0	0.0	0.0	0.0	0.0	0.0	0.0	0.0	0.0
				Female #	3	1	0	2	0	0	0	0	0
				Female%	100.0	33.3	0.0	66.7	0.0	0.0	0.0	0.0	0.0

Maricopa County Community College District

GateWay Community College

Workforce Analysis

Snapshot Date: 09/30/2017

Organizational Unit: Learning Enhancement Center

Job Code	JobTitle	Total		Total								
		EMP	MIN	EMP	W	AA	H	A	NA	PI	2+	
4075	Temp Level 2	1	1	Male	0	0	0	0	0	0	0	0
				Female	1	0	0	1	0	0	0	0
Grand Total #		1	1	Male #	0	0	0	0	0	0	0	0
Grand Total %			100.0	Male %	0.0	0.0	0.0	0.0	0.0	0.0	0.0	0.0
				Female #	1	0	0	1	0	0	0	0
				Female%	100.0	0.0	0.0	100.0	0.0	0.0	0.0	0.0

Maricopa County Community College District

GateWay Community College

Workforce Analysis

Snapshot Date: 09/30/2017

Organizational Unit: Learning Support Center

Job Code	JobTitle	Total		Total								
		EMP	MIN	EMP	W	AA	H	A	NA	PI	2+	
4075	Temp Level 2	4	2	Male	1	0	0	1	0	0	0	0
				Female	3	2	0	0	0	1	0	0
Grand Total #		4	2	Male #	1	0	0	1	0	0	0	0
Grand Total %			50.0	Male %	25.0	0.0	0.0	25.0	0.0	0.0	0.0	0.0
				Female #	3	2	0	0	0	1	0	0
				Female%	75.0	50.0	0.0	0.0	0.0	25.0	0.0	0.0

Maricopa County Community College District
GateWay Community College
Workforce Analysis

Snapshot Date: 09/30/2017

Organizational Unit: Library Resource Center

Job Code	JobTitle	Total		Total									
		EMP	MIN	EMP	W	AA	H	A	NA	PI	2+		
4075	Temp Level 2	1	0	Male	0	0	0	0	0	0	0	0	0
				Female	1	1	0	0	0	0	0	0	0
4212	Service Fac Adjunct Day	1	1	Male	0	0	0	0	0	0	0	0	0
				Female	1	0	0	0	0	1	0	0	0
4218	Svcs Fac Adj Evening	1	0	Male	1	1	0	0	0	0	0	0	0
				Female	0	0	0	0	0	0	0	0	0
7480	Librarian	2	1	Male	0	0	0	0	0	0	0	0	0
				Female	2	1	0	0	1	0	0	0	0
Grand Total #		5	2	Male #	1	1	0	0	0	0	0	0	0
Grand Total %			40.0	Male %	20.0	20.0	0.0	0.0	0.0	0.0	0.0	0.0	0.0
				Female #	4	2	0	0	1	1	0	0	
				Female%	80.0	40.0	0.0	0.0	20.0	20.0	0.0	0.0	

Maricopa County Community College District

GateWay Community College

Workforce Analysis

Snapshot Date: 09/30/2017

Organizational Unit: Life Science

Job Code	JobTitle	Total		Total								
		EMP	MIN	EMP	W	AA	H	A	NA	PI	2+	
2775	Science Lab Tech	1	0	Male	0	0	0	0	0	0	0	0
				Female	1	1	0	0	0	0	0	
4204	Adjunct Faculty Day	7	2	Male	4	3	0	1	0	0	0	
				Female	3	2	0	0	1	0	0	
4205	Adjunct Faculty Evening	2	0	Male	1	1	0	0	0	0	0	
				Female	1	1	0	0	0	0	0	
Grand Total #		10	2	Male #	5	4	0	1	0	0	0	
Grand Total %			20.0	Male %	50.0	40.0	0.0	10.0	0.0	0.0	0.0	
				Female #	5	4	0	0	1	0	0	
				Female%	50.0	40.0	0.0	0.0	10.0	0.0	0.0	

Maricopa County Community College District
GateWay Community College
Workforce Analysis

Snapshot Date: 09/30/2017

Organizational Unit: Literacy Language & Literature

Job Code	JobTitle	Total		Total								
		EMP	MIN	EMP	W	AA	H	A	NA	PI	2+	
2730	Admin Secretary III	1	1	Male	0	0	0	0	0	0	0	0
				Female	1	0	0	0	1	0	0	0
8150	Reading	1	0	Male	0	0	0	0	0	0	0	0
				Female	1	1	0	0	0	0	0	0
Grand Total #		2	1	Male #	0	0	0	0	0	0	0	0
Grand Total %			50.0	Male %	0.0	0.0	0.0	0.0	0.0	0.0	0.0	0.0
				Female #	2	1	0	0	1	0	0	0
				Female%	100.0	50.0	0.0	0.0	50.0	0.0	0.0	0.0

Maricopa County Community College District

GateWay Community College

Workforce Analysis

Snapshot Date: 09/30/2017

Organizational Unit: Maintenance

Job Code	JobTitle	Total		Total									
		EMP	MIN	EMP	W	AA	H	A	NA	PI	2+		
K390	Maint Asst I	1	0	Male	1	1	0	0	0	0	0	0	0
				Female	0	0	0	0	0	0	0	0	0
K391	Maint Asst II	1	1	Male	1	0	0	1	0	0	0	0	0
				Female	0	0	0	0	0	0	0	0	0
Grand Total #		2	1	Male #	2	1	0	1	0	0	0	0	
Grand Total %			50.0	Male %	100.0	50.0	0.0	50.0	0.0	0.0	0.0	0.0	
				Female #	0	0	0	0	0	0	0	0	
				Female%	0.0	0.0	0.0	0.0	0.0	0.0	0.0	0.0	

Maricopa County Community College District

GateWay Community College

Workforce Analysis

Snapshot Date: 09/30/2017

Organizational Unit: Maintenance & Operations

Job Code	JobTitle	Total		Total								
		EMP	MIN	EMP	W	AA	H	A	NA	PI	2+	
4075	Temp Level 2	1	0	Male	0	0	0	0	0	0	0	0
				Female	1	1	0	0	0	0	0	0
Grand Total #		1	0	Male #	0	0	0	0	0	0	0	0
Grand Total %			0.0	Male %	0.0	0.0	0.0	0.0	0.0	0.0	0.0	0.0
				Female #	1	1	0	0	0	0	0	0
				Female%	100.0	100.0	0.0	0.0	0.0	0.0	0.0	0.0

Maricopa County Community College District

GateWay Community College

Workforce Analysis

Snapshot Date: 09/30/2017

Organizational Unit: Manufacturing Technology

Job Code	JobTitle	Total		Total								
		EMP	MIN	EMP	W	AA	H	A	NA	PI	2+	
8439	Manufacturing Tech	1	0	Male	1	1	0	0	0	0	0	0
				Female	0	0	0	0	0	0	0	0
Grand Total #		1	0	Male #	1	1	0	0	0	0	0	
Grand Total %			0.0	Male %	100.0	100.0	0.0	0.0	0.0	0.0	0.0	
				Female #	0	0	0	0	0	0	0	
				Female%	0.0	0.0	0.0	0.0	0.0	0.0	0.0	

Maricopa County Community College District

GateWay Community College

Workforce Analysis

Snapshot Date: 09/30/2017

Organizational Unit: Marketing & Communication

Job Code	JobTitle	Total		Total									
		EMP	MIN	EMP	W	AA	H	A	NA	PI	2+		
4075	Temp Level 2	1	1	Male	1	0	0	0	0	0	0	1	0
				Female	0	0	0	0	0	0	0	0	0
Grand Total #		1	1	Male #	1	0	0	0	0	0	0	1	0
Grand Total %			100.0	Male %	100.0	0.0	0.0	0.0	0.0	0.0	0.0	100.0	0.0
				Female #	0	0	0	0	0	0	0	0	0
				Female%	0.0	0.0	0.0	0.0	0.0	0.0	0.0	0.0	0.0

Maricopa County Community College District

GateWay Community College

Workforce Analysis

Snapshot Date: 09/30/2017

Organizational Unit: Marketing, PR & Sales

Job Code	JobTitle	Total		Total								
		EMP	MIN	EMP	W	AA	H	A	NA	PI	2+	
1458	Coord Student Svcs	1	1	Male	0	0	0	0	0	0	0	0
				Female	1	0	0	1	0	0	0	0
2730	Admin Secretary III	1	1	Male	0	0	0	0	0	0	0	0
				Female	1	0	1	0	0	0	0	0
4075	Temp Level 2	1	1	Male	0	0	0	0	0	0	0	0
				Female	1	0	0	0	1	0	0	0
496	Mgr College Recruitment	1	1	Male	1	0	0	1	0	0	0	0
				Female	0	0	0	0	0	0	0	0
Grand Total #		4	4	Male #	1	0	0	1	0	0	0	0
Grand Total %			100.0	Male %	25.0	0.0	0.0	25.0	0.0	0.0	0.0	0.0
				Female #	3	0	1	1	1	0	0	0
				Female%	75.0	0.0	25.0	25.0	25.0	0.0	0.0	0.0

Maricopa County Community College District

GateWay Community College

Workforce Analysis

Snapshot Date: 09/30/2017

Organizational Unit: Math Division

Job Code	JobTitle	Total		Total								
		EMP	MIN	EMP	W	AA	H	A	NA	PI	2+	
4204	Adjunct Faculty Day	1	1	Male	1	0	0	1	0	0	0	0
				Female	0	0	0	0	0	0	0	
4205	Adjunct Faculty Evening	1	0	Male	1	1	0	0	0	0	0	0
				Female	0	0	0	0	0	0	0	0
Grand Total #		2	1	Male #	2	1	0	1	0	0	0	0
Grand Total %			50.0	Male %	100.0	50.0	0.0	50.0	0.0	0.0	0.0	0.0
				Female #	0	0	0	0	0	0	0	0
				Female%	0.0	0.0	0.0	0.0	0.0	0.0	0.0	0.0

Maricopa County Community College District

GateWay Community College

Snapshot Date: 09/30/2017

Workforce Analysis

Organizational Unit: Mathematics

Job Code	JobTitle	Total		Total								
		EMP	MIN	EMP	W	AA	H	A	NA	PI	2+	
4038	Student Lrning Facilitator III	1	0	Male	0	0	0	0	0	0	0	0
				Female	1	1	0	0	0	0	0	0
4204	Adjunct Faculty Day	2	0	Male	1	1	0	0	0	0	0	0
				Female	1	1	0	0	0	0	0	0
4205	Adjunct Faculty Evening	1	0	Male	1	1	0	0	0	0	0	0
				Female	0	0	0	0	0	0	0	0
7500	Mathematics	1	0	Male	1	1	0	0	0	0	0	0
				Female	0	0	0	0	0	0	0	0
Grand Total #		5	0	Male #	3	3	0	0	0	0	0	0
Grand Total %			0.0	Male %	60.0	60.0	0.0	0.0	0.0	0.0	0.0	0.0
				Female #	2	2	0	0	0	0	0	0
				Female%	40.0	40.0	0.0	0.0	0.0	0.0	0.0	0.0

Maricopa County Community College District

GateWay Community College

Workforce Analysis

Snapshot Date: 09/30/2017

Organizational Unit: Mathematics & Sciences

Job Code	JobTitle	Total		Total								
		EMP	MIN	EMP	W	AA	H	A	NA	PI	2+	
2730	Admin Secretary III	1	1	Male	0	0	0	0	0	0	0	0
				Female	1	0	0	1	0	0	0	0
7090	Biology	5	1	Male	4	3	0	0	1	0	0	0
				Female	1	1	0	0	0	0	0	0
7135	Chemistry Biology	1	1	Male	0	0	0	0	0	0	0	0
				Female	1	0	0	0	1	0	0	0
7500	Mathematics	4	1	Male	3	2	0	1	0	0	0	0
				Female	1	1	0	0	0	0	0	0
Grand Total #		11	4	Male #	7	5	0	1	1	0	0	0
Grand Total %			36.4	Male %	63.6	45.5	0.0	9.1	9.1	0.0	0.0	0.0
				Female #	4	2	0	1	1	0	0	0
				Female%	36.4	18.2	0.0	9.1	9.1	0.0	0.0	0.0

Maricopa County Community College District

GateWay Community College

Workforce Analysis

Snapshot Date: 09/30/2017

Organizational Unit: Medical Radiography

Job Code	JobTitle	Total		Total								
		EMP	MIN	EMP	W	AA	H	A	NA	PI	2+	
8365	Medical Radiography	2	1	Male	1	1	0	0	0	0	0	0
				Female	1	0	1	0	0	0	0	0
Grand Total #		2	1	Male #	1	1	0	0	0	0	0	
Grand Total %			50.0	Male %	50.0	50.0	0.0	0.0	0.0	0.0	0.0	
				Female #	1	0	1	0	0	0	0	
				Female%	50.0	0.0	50.0	0.0	0.0	0.0	0.0	

Maricopa County Community College District

GateWay Community College

Workforce Analysis

Snapshot Date: 09/30/2017

Organizational Unit: Medical Ultrasound

Job Code	JobTitle	Total		Total								
		EMP	MIN	EMP	W	AA	H	A	NA	PI	2+	
4204	Adjunct Faculty Day	3	0	Male	0	0	0	0	0	0	0	0
				Female	3	3	0	0	0	0	0	0
8666	Health Care Education	1	0	Male	0	0	0	0	0	0	0	0
				Female	1	1	0	0	0	0	0	0
Grand Total #		4	0	Male #	0	0	0	0	0	0	0	0
Grand Total %			0.0	Male %	0.0	0.0	0.0	0.0	0.0	0.0	0.0	0.0
				Female #	4	4	0	0	0	0	0	0
				Female%	100.0	100.0	0.0	0.0	0.0	0.0	0.0	0.0

Maricopa County Community College District

GateWay Community College

Workforce Analysis

Snapshot Date: 09/30/2017

Organizational Unit: MSC Admissions & Records

Job Code	JobTitle	Total		Total								
		EMP	MIN	EMP	W	AA	H	A	NA	PI	2+	
K991	Student Svcs Spec	1	0	Male	0	0	0	0	0	0	0	0
				Female	1	1	0	0	0	0	0	0
Grand Total #		1	0	Male #	0	0	0	0	0	0	0	0
Grand Total %			0.0	Male %	0.0	0.0	0.0	0.0	0.0	0.0	0.0	0.0
				Female #	1	1	0	0	0	0	0	0
				Female%	100.0	100.0	0.0	0.0	0.0	0.0	0.0	0.0

Maricopa County Community College District

GateWay Community College

Snapshot Date: 09/30/2017

Workforce Analysis

Organizational Unit: MSC Cosmetology

Job Code	JobTitle	Total		Total								
		EMP	MIN	EMP	W	AA	H	A	NA	PI	2+	
K050	Assoc Instructor	1	1	Male	0	0	0	0	0	0	0	0
				Female	1	0	0	1	0	0	0	0
K120	Instructor	1	0	Male	0	0	0	0	0	0	0	0
				Female	1	1	0	0	0	0	0	0
Grand Total #		2	1	Male #	0	0	0	0	0	0	0	0
Grand Total %			50.0	Male %	0.0	0.0	0.0	0.0	0.0	0.0	0.0	0.0
				Female #	2	1	0	1	0	0	0	0
				Female%	100.0	50.0	0.0	50.0	0.0	0.0	0.0	0.0

Maricopa County Community College District

GateWay Community College

Snapshot Date: 09/30/2017

Workforce Analysis

Organizational Unit: Mth, Sci, Engin, & Counseling

Job Code	JobTitle	Total		Total								
		EMP	MIN	EMP	W	AA	H	A	NA	PI	2+	
1135	Coord Research Development	1	1	Male	0	0	0	0	0	0	0	0
				Female	1	0	0	1	0	0	0	0
4036	Student Lrning Facilitator I	18	6	Male	11	8	0	2	0	1	0	0
				Female	7	4	2	0	1	0	0	0
Grand Total #		19	7	Male #	11	8	0	2	0	1	0	0
Grand Total %			36.8	Male %	57.9	42.1	0.0	10.5	0.0	5.3	0.0	0.0
				Female #	8	4	2	1	1	0	0	0
				Female%	42.1	21.1	10.5	5.3	5.3	0.0	0.0	0.0

Maricopa County Community College District

GateWay Community College

Workforce Analysis

Snapshot Date: 09/30/2017

Organizational Unit: Nuclear Medicine

Job Code	JobTitle	Total		Total								
		EMP	MIN	EMP	W	AA	H	A	NA	PI	2+	
4204	Adjunct Faculty Day	2	0	Male	0	0	0	0	0	0	0	0
				Female	2	2	0	0	0	0	0	0
4205	Adjunct Faculty Evening	1	0	Male	1	1	0	0	0	0	0	0
				Female	0	0	0	0	0	0	0	0
8299	Nuclear Medicine	1	0	Male	0	0	0	0	0	0	0	0
				Female	1	1	0	0	0	0	0	0
Grand Total #		4	0	Male #	1	1	0	0	0	0	0	0
Grand Total %			0.0	Male %	25.0	25.0	0.0	0.0	0.0	0.0	0.0	0.0
				Female #	3	3	0	0	0	0	0	0
				Female%	75.0	75.0	0.0	0.0	0.0	0.0	0.0	0.0

Maricopa County Community College District

GateWay Community College

Workforce Analysis

Snapshot Date: 09/30/2017

Organizational Unit: Nursing

Job Code	JobTitle	Total		Total								
		EMP	MIN	EMP	W	AA	H	A	NA	PI	2+	
1370	Coord Nursing Lab	1	0	Male	0	0	0	0	0	0	0	0
				Female	1	1	0	0	0	0	0	0
7386	Clinical Nursing	11	2	Male	1	1	0	0	0	0	0	
				Female	10	8	1	1	0	0	0	
7560	Nursing	5	0	Male	0	0	0	0	0	0	0	
				Female	5	5	0	0	0	0	0	
Grand Total #		17	2	Male #	1	1	0	0	0	0	0	
Grand Total %			11.8	Male %	5.9	5.9	0.0	0.0	0.0	0.0	0.0	
				Female #	16	14	1	1	0	0	0	
				Female%	94.1	82.4	5.9	5.9	0.0	0.0	0.0	

Maricopa County Community College District

GateWay Community College

Workforce Analysis

Snapshot Date: 09/30/2017

Organizational Unit: Nursing Continuing Education

Job Code	JobTitle	Total		Total								
		EMP	MIN	EMP	W	AA	H	A	NA	PI	2+	
7560	Nursing	1	0	Male	0	0	0	0	0	0	0	0
				Female	1	1	0	0	0	0	0	0
Grand Total #		1	0	Male #	0	0	0	0	0	0	0	0
Grand Total %			0.0	Male %	0.0	0.0	0.0	0.0	0.0	0.0	0.0	0.0
				Female #	1	1	0	0	0	0	0	0
				Female%	100.0	100.0	0.0	0.0	0.0	0.0	0.0	0.0

Maricopa County Community College District

GateWay Community College

Workforce Analysis

Snapshot Date: 09/30/2017

Organizational Unit: NWSC - Cosmetology

Job Code	JobTitle	Total		Total									
		EMP	MIN	EMP	W	AA	H	A	NA	PI	2+		
K020	Admin Secretary	1	1	Male	0	0	0	0	0	0	0	0	0
				Female	1	0	0	1	0	0	0	0	
K050	Assoc Instructor	1	0	Male	0	0	0	0	0	0	0	0	
				Female	1	1	0	0	0	0	0		
K395	Program Mgr	1	0	Male	0	0	0	0	0	0	0	0	
				Female	1	1	0	0	0	0	0		
Grand Total #		3	1	Male #	0	0	0	0	0	0	0	0	
Grand Total %			33.3	Male %	0.0	0.0	0.0	0.0	0.0	0.0	0.0	0.0	
				Female #	3	2	0	1	0	0	0	0	
				Female%	100.0	66.7	0.0	33.3	0.0	0.0	0.0	0.0	

Maricopa County Community College District

GateWay Community College

Snapshot Date: 09/30/2017

Workforce Analysis

Organizational Unit: Office of the President GWCC

Job Code	JobTitle	Total		Total								
		EMP	MIN	EMP	W	AA	H	A	NA	PI	2+	
100	VP Academic Affairs	1	0	Male	0	0	0	0	0	0	0	0
				Female	1	1	0	0	0	0	0	0
1010	Project Coord	1	0	Male	0	0	0	0	0	0	0	0
				Female	1	1	0	0	0	0	0	0
1099	Dir Inst Plan Res Effective	1	0	Male	0	0	0	0	0	0	0	0
				Female	1	1	0	0	0	0	0	0
179	Dir Inst Advance Entrep Prog	1	0	Male	0	0	0	0	0	0	0	0
				Female	1	1	0	0	0	0	0	0
2306	Admin Asst to College Pres	1	1	Male	0	0	0	0	0	0	0	0
				Female	1	0	0	1	0	0	0	0
9402	Exec Dir Ctr Entr Innovation	1	0	Male	1	1	0	0	0	0	0	0
				Female	0	0	0	0	0	0	0	0
9853	Principal	1	0	Male	0	0	0	0	0	0	0	0
				Female	1	1	0	0	0	0	0	0
Grand Total #		7	1	Male #	1	1	0	0	0	0	0	0
Grand Total %			14.3	Male %	14.3	14.3	0.0	0.0	0.0	0.0	0.0	0.0
				Female #	6	5	0	1	0	0	0	0
				Female%	85.7	71.4	0.0	14.3	0.0	0.0	0.0	0.0

Maricopa County Community College District

GateWay Community College

Workforce Analysis

Snapshot Date: 09/30/2017

Organizational Unit: Philosophy

Job Code	JobTitle	Total		Total									
		EMP	MIN	EMP	W	AA	H	A	NA	PI	2+		
8000	Philosophy	1	0	Male	1	1	0	0	0	0	0	0	0
				Female	0	0	0	0	0	0	0	0	0
		Grand Total #	1	Male #	1	1	0	0	0	0	0	0	0
		Grand Total %		Male %	100.0	100.0	0.0	0.0	0.0	0.0	0.0	0.0	0.0
				Female #	0	0	0	0	0	0	0	0	0
				Female%	0.0	0.0	0.0	0.0	0.0	0.0	0.0	0.0	0.0

Maricopa County Community College District

GateWay Community College

Workforce Analysis

Snapshot Date: 09/30/2017

Organizational Unit: Physical Education

Job Code	JobTitle	Total		Total								
		EMP	MIN	EMP	W	AA	H	A	NA	PI	2+	
4076	Temp Level 3	1	0	Male	0	0	0	0	0	0	0	0
				Female	1	1	0	0	0	0	0	0
Grand Total #		1	0	Male #	0	0	0	0	0	0	0	0
Grand Total %			0.0	Male %	0.0	0.0	0.0	0.0	0.0	0.0	0.0	0.0
				Female #	1	1	0	0	0	0	0	0
				Female%	100.0	100.0	0.0	0.0	0.0	0.0	0.0	0.0

Maricopa County Community College District

GateWay Community College

Workforce Analysis

Snapshot Date: 09/30/2017

Organizational Unit: Physical Therapy

Job Code	JobTitle	Total		Total								
		EMP	MIN	EMP	W	AA	H	A	NA	PI	2+	
4204	Adjunct Faculty Day	2	1	Male	1	0	1	0	0	0	0	0
				Female	1	1	0	0	0	0	0	
4205	Adjunct Faculty Evening	1	0	Male	0	0	0	0	0	0	0	
				Female	1	1	0	0	0	0	0	
7498	Physical Therapist	2	0	Male	0	0	0	0	0	0	0	
				Female	2	2	0	0	0	0	0	
7575	Physical Therapist Asst Inst	1	0	Male	0	0	0	0	0	0	0	
				Female	1	1	0	0	0	0	0	
Grand Total #		6	1	Male #	1	0	1	0	0	0	0	
Grand Total %			16.7	Male %	16.7	0.0	16.7	0.0	0.0	0.0	0.0	
				Female #	5	5	0	0	0	0	0	
				Female%	83.3	83.3	0.0	0.0	0.0	0.0	0.0	

Maricopa County Community College District

GateWay Community College

Workforce Analysis

Snapshot Date: 09/30/2017

Organizational Unit: Planning & Technology

Job Code	JobTitle	Total		Total								
		EMP	MIN	EMP	W	AA	H	A	NA	PI	2+	
495	Dir College Tech	1	1	Male	1	0	0	1	0	0	0	0
				Female	0	0	0	0	0	0	0	
Grand Total #		1	1	Male #	1	0	0	1	0	0	0	0
Grand Total %			100.0	Male %	100.0	0.0	0.0	100.0	0.0	0.0	0.0	0.0
				Female #	0	0	0	0	0	0	0	0
				Female%	0.0	0.0	0.0	0.0	0.0	0.0	0.0	0.0

Maricopa County Community College District

GateWay Community College

Workforce Analysis

Snapshot Date: 09/30/2017

Organizational Unit: PMO-Business Analysts

Job Code	JobTitle	Total		Total								
		EMP	MIN	EMP	W	AA	H	A	NA	PI	2+	
815	Sr Org Process Analyst	1	1	Male	1	0	0	0	1	0	0	0
				Female	0	0	0	0	0	0	0	
Grand Total #		1	1	Male #	1	0	0	0	1	0	0	0
Grand Total %			100.0	Male %	100.0	0.0	0.0	0.0	100.0	0.0	0.0	0.0
				Female #	0	0	0	0	0	0	0	0
				Female%	0.0	0.0	0.0	0.0	0.0	0.0	0.0	0.0

Maricopa County Community College District

GateWay Community College

Workforce Analysis

Snapshot Date: 09/30/2017

Organizational Unit: Practical Nursing

Job Code	JobTitle	Total		Total									
		EMP	MIN	EMP	W	AA	H	A	NA	PI	2+		
7386	Clinical Nursing	1	0	Male	0	0	0	0	0	0	0	0	0
				Female	1	1	0	0	0	0	0	0	0
7560	Nursing	1	0	Male	0	0	0	0	0	0	0	0	0
				Female	1	1	0	0	0	0	0	0	0
Grand Total #		2	0	Male #	0	0	0	0	0	0	0	0	
Grand Total %			0.0	Male %	0.0	0.0	0.0	0.0	0.0	0.0	0.0	0.0	
				Female #	2	2	0	0	0	0	0	0	
				Female%	100.0	100.0	0.0	0.0	0.0	0.0	0.0	0.0	

Maricopa County Community College District

GateWay Community College

Workforce Analysis

Snapshot Date: 09/30/2017

Organizational Unit: Respiratory Therapy

Job Code	JobTitle	Total		Total									
		EMP	MIN	EMP	W	AA	H	A	NA	PI	2+		
4204	Adjunct Faculty Day	4	0	Male	0	0	0	0	0	0	0	0	0
				Female	4	4	0	0	0	0	0	0	0
8651	Respiratory Care Ins	4	2	Male	0	0	0	0	0	0	0	0	
				Female	4	2	1	0	0	1	0	0	
Grand Total #		8	2	Male #	0	0	0	0	0	0	0	0	
Grand Total %			25.0	Male %	0.0	0.0	0.0	0.0	0.0	0.0	0.0	0.0	
				Female #	8	6	1	0	0	1	0	0	
				Female%	100.0	75.0	12.5	0.0	0.0	12.5	0.0	0.0	

Maricopa County Community College District

GateWay Community College

Workforce Analysis

Snapshot Date: 09/30/2017

Organizational Unit: Social & Behavioral Sciences

Job Code	JobTitle	Total		Total									
		EMP	MIN	EMP	W	AA	H	A	NA	PI	2+		
1458	Coord Student Svcs	1	0	Male	0	0	0	0	0	0	0	0	0
				Female	1	1	0	0	0	0	0	0	0
4064	Program Advisors	3	2	Male	1	0	1	0	0	0	0	0	
				Female	2	1	0	1	0	0	0	0	
4205	Adjunct Faculty Evening	1	1	Male	0	0	0	0	0	0	0	0	
				Female	1	0	0	1	0	0	0	0	
Grand Total #		5	3	Male #	1	0	1	0	0	0	0	0	
Grand Total %			60.0	Male %	20.0	0.0	20.0	0.0	0.0	0.0	0.0	0.0	
				Female #	4	2	0	2	0	0	0	0	
				Female%	80.0	40.0	0.0	40.0	0.0	0.0	0.0	0.0	

Maricopa County Community College District

GateWay Community College

Workforce Analysis

Snapshot Date: 09/30/2017

Organizational Unit: Student Activities

Job Code	JobTitle	Total		Total								
		EMP	MIN	EMP	W	AA	H	A	NA	PI	2+	
2305	Admin Asst I	1	1	Male	0	0	0	0	0	0	0	0
				Female	1	0	0	1	0	0	0	0
Grand Total #		1	1	Male #	0	0	0	0	0	0	0	0
Grand Total %			100.0	Male %	0.0	0.0	0.0	0.0	0.0	0.0	0.0	0.0
				Female #	1	0	0	1	0	0	0	0
				Female%	100.0	0.0	0.0	100.0	0.0	0.0	0.0	0.0

Maricopa County Community College District

GateWay Community College

Workforce Analysis

Snapshot Date: 09/30/2017

Organizational Unit: Student Activities Admin

Job Code	JobTitle	Total		Total								
		EMP	MIN	EMP	W	AA	H	A	NA	PI	2+	
4075	Temp Level 2	2	1	Male	1	0	0	1	0	0	0	0
				Female	1	1	0	0	0	0	0	
Grand Total #		2	1	Male #	1	0	0	1	0	0	0	0
Grand Total %			50.0	Male %	50.0	0.0	0.0	50.0	0.0	0.0	0.0	0.0
				Female #	1	1	0	0	0	0	0	0
				Female%	50.0	50.0	0.0	0.0	0.0	0.0	0.0	0.0

Maricopa County Community College District

GateWay Community College

Workforce Analysis

Snapshot Date: 09/30/2017

Organizational Unit: Student Affairs

Job Code	JobTitle	Total		Total								
		EMP	MIN	EMP	W	AA	H	A	NA	PI	2+	
4075	Temp Level 2	1	1	Male	1	0	0	1	0	0	0	0
				Female	0	0	0	0	0	0	0	0
		Grand Total #	1	1	Male #	1	0	0	1	0	0	0
		Grand Total %		100.0	Male %	100.0	0.0	0.0	100.0	0.0	0.0	0.0
					Female #	0	0	0	0	0	0	0
					Female%	0.0	0.0	0.0	0.0	0.0	0.0	0.0

Maricopa County Community College District

GateWay Community College

Workforce Analysis

Snapshot Date: 09/30/2017

Organizational Unit: Student Development Center

Job Code	JobTitle	Total		Total								
		EMP	MIN	EMP	W	AA	H	A	NA	PI	2+	
4075	Temp Level 2	1	1	Male	0	0	0	0	0	0	0	0
				Female	1	0	1	0	0	0	0	0
Grand Total #		1	1	Male #	0	0	0	0	0	0	0	0
Grand Total %			100.0	Male %	0.0	0.0	0.0	0.0	0.0	0.0	0.0	0.0
				Female #	1	0	1	0	0	0	0	0
				Female%	100.0	0.0	100.0	0.0	0.0	0.0	0.0	0.0

Maricopa County Community College District

GateWay Community College

Workforce Analysis

Snapshot Date: 09/30/2017

Organizational Unit: Student Financial Services

Job Code	JobTitle	Total		Total								
		EMP	MIN	EMP	W	AA	H	A	NA	PI	2+	
4075	Temp Level 2	2	1	Male	1	1	0	0	0	0	0	0
				Female	1	0	0	1	0	0	0	0
Grand Total #		2	1	Male #	1	1	0	0	0	0	0	
Grand Total %			50.0	Male %	50.0	50.0	0.0	0.0	0.0	0.0	0.0	
				Female #	1	0	0	1	0	0	0	
				Female%	50.0	0.0	0.0	50.0	0.0	0.0	0.0	

Maricopa County Community College District

GateWay Community College

Workforce Analysis

Snapshot Date: 09/30/2017

Organizational Unit: Student Information Systems

Job Code	JobTitle	Total		Total								
		EMP	MIN	EMP	W	AA	H	A	NA	PI	2+	
4075	Temp Level 2	1	1	Male	0	0	0	0	0	0	0	0
				Female	1	0	0	1	0	0	0	0
Grand Total #		1	1	Male #	0	0	0	0	0	0	0	0
Grand Total %			100.0	Male %	0.0	0.0	0.0	0.0	0.0	0.0	0.0	0.0
				Female #	1	0	0	1	0	0	0	0
				Female%	100.0	0.0	0.0	100.0	0.0	0.0	0.0	0.0

Maricopa County Community College District

GateWay Community College

Workforce Analysis

Snapshot Date: 09/30/2017

Organizational Unit: Student Life-Svc Learning

Job Code	JobTitle	Total		Total								
		EMP	MIN	EMP	W	AA	H	A	NA	PI	2+	
4075	Temp Level 2	2	2	Male	2	0	0	2	0	0	0	0
				Female	0	0	0	0	0	0	0	
Grand Total #		2	2	Male #	2	0	0	2	0	0	0	0
Grand Total %			100.0	Male %	100.0	0.0	0.0	100.0	0.0	0.0	0.0	0.0
				Female #	0	0	0	0	0	0	0	0
				Female%	0.0	0.0	0.0	0.0	0.0	0.0	0.0	0.0

Maricopa County Community College District

GateWay Community College

Workforce Analysis

Snapshot Date: 09/30/2017

Organizational Unit: Student Success Center

Job Code	JobTitle	Total		Total								
		EMP	MIN	EMP	W	AA	H	A	NA	PI	2+	
4075	Temp Level 2	1	1	Male	0	0	0	0	0	0	0	0
				Female	1	0	0	1	0	0	0	0
Grand Total #		1	1	Male #	0	0	0	0	0	0	0	0
Grand Total %			100.0	Male %	0.0	0.0	0.0	0.0	0.0	0.0	0.0	0.0
				Female #	1	0	0	1	0	0	0	0
				Female%	100.0	0.0	0.0	100.0	0.0	0.0	0.0	0.0

Maricopa County Community College District

GateWay Community College

Workforce Analysis

Snapshot Date: 09/30/2017

Organizational Unit: Student Support Services

Job Code	JobTitle	Total		Total								
		EMP	MIN	EMP	W	AA	H	A	NA	PI	2+	
1458	Coord Student Svcs	1	1	Male	0	0	0	0	0	0	0	0
				Female	1	0	0	1	0	0	0	0
Grand Total #		1	1	Male #	0	0	0	0	0	0	0	0
Grand Total %			100.0	Male %	0.0	0.0	0.0	0.0	0.0	0.0	0.0	0.0
				Female #	1	0	0	1	0	0	0	0
				Female%	100.0	0.0	0.0	100.0	0.0	0.0	0.0	0.0

Maricopa County Community College District

GateWay Community College

Workforce Analysis

Snapshot Date: 09/30/2017

Organizational Unit: Supv Library Access Services

Job Code	JobTitle	Total		Total								
		EMP	MIN	EMP	W	AA	H	A	NA	PI	2+	
2936	Library Info Tech Spec II	1	1	Male	0	0	0	0	0	0	0	0
				Female	1	0	0	1	0	0	0	0
Grand Total #		1	1	Male #	0	0	0	0	0	0	0	0
Grand Total %			100.0	Male %	0.0	0.0	0.0	0.0	0.0	0.0	0.0	0.0
				Female #	1	0	0	1	0	0	0	0
				Female%	100.0	0.0	0.0	100.0	0.0	0.0	0.0	0.0

Maricopa County Community College District

GateWay Community College

Workforce Analysis

Snapshot Date: 09/30/2017

Organizational Unit: Testing Operation

Job Code	JobTitle	Total		Total								
		EMP	MIN	EMP	W	AA	H	A	NA	PI	2+	
K991	Student Svcs Spec	1	1	Male	1	0	0	1	0	0	0	0
				Female	0	0	0	0	0	0	0	0
		Grand Total #	1	1	Male #	1	0	0	1	0	0	0
		Grand Total %		100.0	Male %	100.0	0.0	0.0	100.0	0.0	0.0	0.0
					Female #	0	0	0	0	0	0	0
					Female%	0.0	0.0	0.0	0.0	0.0	0.0	0.0

Maricopa County Community College District

GateWay Community College

Workforce Analysis

Snapshot Date: 09/30/2017

Organizational Unit: Title V

Job Code	JobTitle	Total		Total								
		EMP	MIN	EMP	W	AA	H	A	NA	PI	2+	
1458	Coord Student Svcs	1	1	Male	0	0	0	0	0	0	0	0
				Female	1	0	1	0	0	0	0	0
Grand Total #		1	1	Male #	0	0	0	0	0	0	0	0
Grand Total %			100.0	Male %	0.0	0.0	0.0	0.0	0.0	0.0	0.0	0.0
				Female #	1	0	1	0	0	0	0	0
				Female%	100.0	0.0	100.0	0.0	0.0	0.0	0.0	0.0

Maricopa County Community College District
GateWay Community College
Workforce Analysis

Snapshot Date: 09/30/2017

Organizational Unit: Trade Services

Job Code	JobTitle	Total		Total								
		EMP	MIN	EMP	W	AA	H	A	NA	PI	2+	
4545	HVAC Lab Tech	1	0	Male	1	1	0	0	0	0	0	0
				Female	0	0	0	0	0	0	0	0
K050	Assoc Instructor	3	2	Male	3	1	0	2	0	0	0	0
				Female	0	0	0	0	0	0	0	0
K120	Instructor	6	2	Male	5	3	0	2	0	0	0	0
				Female	1	1	0	0	0	0	0	0
K979	Asst Program Mgr	1	0	Male	1	1	0	0	0	0	0	0
				Female	0	0	0	0	0	0	0	0
Grand Total #		11	4	Male #	10	6	0	4	0	0	0	0
Grand Total %			36.4	Male %	90.9	54.5	0.0	36.4	0.0	0.0	0.0	0.0
				Female #	1	1	0	0	0	0	0	0
				Female%	9.1	9.1	0.0	0.0	0.0	0.0	0.0	0.0

Maricopa County Community College District

GateWay Community College

Workforce Analysis

Snapshot Date: 09/30/2017

Organizational Unit: Transportation-Industrial

Job Code	JobTitle	Total		Total								
		EMP	MIN	EMP	W	AA	H	A	NA	PI	2+	
8063	Manufacturing	1	0	Male	1	1	0	0	0	0	0	0
				Female	0	0	0	0	0	0	0	0
Grand Total #		1	0	Male #	1	1	0	0	0	0	0	0
Grand Total %			0.0	Male %	100.0	100.0	0.0	0.0	0.0	0.0	0.0	0.0
				Female #	0	0	0	0	0	0	0	0
				Female%	0.0	0.0	0.0	0.0	0.0	0.0	0.0	0.0

Maricopa County Community College District

GateWay Community College

Snapshot Date: 09/30/2017

Workforce Analysis

Organizational Unit: Upward Bound

Job Code	JobTitle	Total		Total								
		EMP	MIN	EMP	W	AA	H	A	NA	PI	2+	
1458	Coord Student Svcs	1	1	Male	0	0	0	0	0	0	0	0
				Female	1	0	1	0	0	0	0	0
2730	Admin Secretary III	1	0	Male	1	1	0	0	0	0	0	0
				Female	0	0	0	0	0	0	0	0
Grand Total #		2	1	Male #	1	1	0	0	0	0	0	0
Grand Total %			50.0	Male %	50.0	50.0	0.0	0.0	0.0	0.0	0.0	0.0
				Female #	1	0	1	0	0	0	0	0
				Female%	50.0	0.0	50.0	0.0	0.0	0.0	0.0	0.0

Maricopa County Community College District
GateWay Community College
Workforce Analysis

Snapshot Date: 09/30/2017

Organizational Unit: VP Academic Affairs

Job Code	JobTitle	Total		Total								
		EMP	MIN	EMP	W	AA	H	A	NA	PI	2+	
1116	VP Proj Dir	1	1	Male	0	0	0	0	0	0	0	0
				Female	1	0	0	1	0	0	0	0
2305	Admin Asst I	1	0	Male	0	0	0	0	0	0	0	0
				Female	1	1	0	0	0	0	0	0
403	Dean	2	0	Male	0	0	0	0	0	0	0	0
				Female	2	2	0	0	0	0	0	0
7480	Librarian	1	0	Male	0	0	0	0	0	0	0	0
				Female	1	1	0	0	0	0	0	0
9010	Title V Prog Dir	1	1	Male	0	0	0	0	0	0	0	0
				Female	1	0	0	1	0	0	0	0
Grand Total #		6	2	Male #	0	0	0	0	0	0	0	0
Grand Total %			33.3	Male %	0.0	0.0	0.0	0.0	0.0	0.0	0.0	0.0
				Female #	6	4	0	2	0	0	0	0
				Female%	100.0	66.7	0.0	33.3	0.0	0.0	0.0	0.0

Maricopa County Community College District

GateWay Community College

Snapshot Date: 09/30/2017

Workforce Analysis

Organizational Unit: VP Administrative Services

Job Code	JobTitle	Total		Total								
		EMP	MIN	EMP	W	AA	H	A	NA	PI	2+	
112	Dir Sales Mktg Public Rel	1	0	Male	0	0	0	0	0	0	0	0
				Female	1	1	0	0	0	0	0	0
2305	Admin Asst I	1	1	Male	0	0	0	0	0	0	0	0
				Female	1	0	0	1	0	0	0	0
2602	Dir Information Tech	1	1	Male	1	0	0	1	0	0	0	0
				Female	0	0	0	0	0	0	0	0
465	Dir Coll Facilities Plan Dev	1	1	Male	1	0	0	1	0	0	0	0
				Female	0	0	0	0	0	0	0	0
655	Dir College Business Svcs	1	1	Male	0	0	0	0	0	0	0	0
				Female	1	0	0	1	0	0	0	0
Grand Total #		5	4	Male #	2	0	0	2	0	0	0	0
Grand Total %			80.0	Male %	40.0	0.0	0.0	40.0	0.0	0.0	0.0	0.0
				Female #	3	1	0	2	0	0	0	0
				Female%	60.0	20.0	0.0	40.0	0.0	0.0	0.0	0.0

Maricopa County Community College District

GateWay Community College

Workforce Analysis

Snapshot Date: 09/30/2017

Organizational Unit: VP Student Services

Job Code	JobTitle	Total		Total								
		EMP	MIN	EMP	W	AA	H	A	NA	PI	2+	
2305	Admin Asst I	1	1	Male	0	0	0	0	0	0	0	0
				Female	1	0	0	1	0	0	0	0
2925	Early Childhood Teacher II	1	1	Male	0	0	0	0	0	0	0	0
				Female	1	0	0	0	1	0	0	0
403	Dean	2	2	Male	1	0	0	1	0	0	0	0
				Female	1	0	0	1	0	0	0	0
7200	Counselor	1	1	Male	1	0	0	1	0	0	0	0
				Female	0	0	0	0	0	0	0	0
Grand Total #		5	5	Male #	2	0	0	2	0	0	0	0
Grand Total %			100.0	Male %	40.0	0.0	0.0	40.0	0.0	0.0	0.0	0.0
				Female #	3	0	0	2	1	0	0	0
				Female%	60.0	0.0	0.0	40.0	20.0	0.0	0.0	0.0

Maricopa County Community College District
GateWay Community College
Workforce Analysis

Snapshot Date: 09/30/2017

Organizational Unit: Water Resource Technology

Job Code	JobTitle	Total		Total								
		EMP	MIN	EMP	W	AA	H	A	NA	PI	2+	
4204	Adjunct Faculty Day	1	0	Male	0	0	0	0	0	0	0	0
				Female	1	1	0	0	0	0	0	
4205	Adjunct Faculty Evening	1	1	Male	1	0	1	0	0	0	0	
				Female	0	0	0	0	0	0	0	
4206	Adjunct Faculty Summer Day	1	0	Male	1	1	0	0	0	0	0	
				Female	0	0	0	0	0	0	0	
8263	Water Tech	1	1	Male	1	0	0	1	0	0	0	
				Female	0	0	0	0	0	0	0	
Grand Total #		4	2	Male #	3	1	1	1	0	0	0	
Grand Total %			50.0	Male %	75.0	25.0	25.0	25.0	0.0	0.0	0.0	
				Female #	1	1	0	0	0	0	0	
				Female%	25.0	25.0	0.0	0.0	0.0	0.0	0.0	

Maricopa County Community College District

GateWay Community College

Workforce Analysis

Snapshot Date: 09/30/2017

Organizational Unit: Workforce Development

Job Code	JobTitle	Total		Total								
		EMP	MIN	EMP	W	AA	H	A	NA	PI	2+	
K010	Admin Asst	1	0	Male	0	0	0	0	0	0	0	0
				Female	1	1	0	0	0	0	0	0
K982	Mgr Internships SWSC	1	1	Male	0	0	0	0	0	0	0	
				Female	1	0	1	0	0	0	0	
Grand Total #		2	1	Male #	0	0	0	0	0	0	0	
Grand Total %			50.0	Male %	0.0	0.0	0.0	0.0	0.0	0.0	0.0	
				Female #	2	1	1	0	0	0	0	
				Female%	100.0	50.0	50.0	0.0	0.0	0.0	0.0	

Maricopa County Community College District

Glendale Community College - Williams Campus

Snapshot Date: 09/30/2017

Workforce Analysis

Organizational Unit: Bldgs/Grounds - Williams

Job Code	JobTitle	Total		Total								
		EMP	MIN	EMP	W	AA	H	A	NA	PI	2+	
4560	HVAC Maint Tech	1	1	Male	1	0	0	1	0	0	0	0
				Female	0	0	0	0	0	0	0	
Grand Total #		1	1	Male #	1	0	0	1	0	0	0	0
Grand Total %			100.0	Male %	100.0	0.0	0.0	100.0	0.0	0.0	0.0	0.0
				Female #	0	0	0	0	0	0	0	0
				Female%	0.0	0.0	0.0	0.0	0.0	0.0	0.0	0.0

Maricopa County Community College District

Glendale Community College - Williams Campus

Snapshot Date: 09/30/2017

Workforce Analysis

Organizational Unit: College Safety - Williams

Job Code	JobTitle	Total		Total								
		EMP	MIN	EMP	W	AA	H	A	NA	PI	2+	
4880	Public Safety Aide	2	1	Male	1	1	0	0	0	0	0	0
				Female	1	0	1	0	0	0	0	0
Grand Total #		2	1	Male #	1	1	0	0	0	0	0	0
Grand Total %			50.0	Male %	50.0	50.0	0.0	0.0	0.0	0.0	0.0	0.0
				Female #	1	0	1	0	0	0	0	0
				Female%	50.0	0.0	50.0	0.0	0.0	0.0	0.0	0.0

Maricopa County Community College District

Glendale Community College - Williams Campus

Snapshot Date: 09/30/2017

Workforce Analysis

Organizational Unit: Comp Creative Writing and Lit

Job Code	JobTitle	Total		Total								
		EMP	MIN	EMP	W	AA	H	A	NA	PI	2+	
4076	Temp Level 3	2	1	Male	0	0	0	0	0	0	0	0
				Female	2	1	0	1	0	0	0	0
Grand Total #		2	1	Male #	0	0	0	0	0	0	0	
Grand Total %			50.0	Male %	0.0	0.0	0.0	0.0	0.0	0.0	0.0	
				Female #	2	1	0	1	0	0	0	
				Female%	100.0	50.0	0.0	50.0	0.0	0.0	0.0	

Maricopa County Community College District

Glendale Community College - Williams Campus

Snapshot Date: 09/30/2017

Workforce Analysis

Organizational Unit: Ctr Crrcim/Trnsfr Articulation

Job Code	JobTitle	Total		Total								
		EMP	MIN	EMP	W	AA	H	A	NA	PI	2+	
4075	Temp Level 2	1	0	Male	0	0	0	0	0	0	0	0
				Female	1	1	0	0	0	0	0	0
Grand Total #		1	0	Male #	0	0	0	0	0	0	0	
Grand Total %			0.0	Male %	0.0	0.0	0.0	0.0	0.0	0.0	0.0	
				Female #	1	1	0	0	0	0	0	
				Female%	100.0	100.0	0.0	0.0	0.0	0.0	0.0	

Maricopa County Community College District

Glendale Community College - Williams Campus

Snapshot Date: 09/30/2017

Workforce Analysis

Organizational Unit: Custodial/Services

Job Code	JobTitle	Total		Total									
		EMP	MIN	EMP	W	AA	H	A	NA	PI	2+		
4890	Lead Custodian I	1	0	Male	1	1	0	0	0	0	0	0	0
				Female	0	0	0	0	0	0	0	0	0
4891	Lead Custodian II	1	1	Male	1	0	1	0	0	0	0	0	
				Female	0	0	0	0	0	0	0	0	0
4895	Custodian I	11	9	Male	7	2	1	4	0	0	0	0	
				Female	4	0	0	4	0	0	0	0	0
4905	Custodian II	1	1	Male	0	0	0	0	0	0	0	0	
				Female	1	0	0	1	0	0	0	0	0
Grand Total #		14	11	Male #	9	3	2	4	0	0	0	0	
Grand Total %			78.6	Male %	64.3	21.4	14.3	28.6	0.0	0.0	0.0	0.0	
				Female #	5	0	0	5	0	0	0	0	
				Female%	35.7	0.0	0.0	35.7	0.0	0.0	0.0	0.0	

Maricopa County Community College District
Glendale Community College - Williams Campus
Workforce Analysis

Snapshot Date: 09/30/2017

Organizational Unit: Legal Studies

Job Code	JobTitle	Total		Total								
		EMP	MIN	EMP	W	AA	H	A	NA	PI	2+	
4075	Temp Level 2	1	1	Male	1	0	0	1	0	0	0	0
				Female	0	0	0	0	0	0	0	
Grand Total #		1	1	Male #	1	0	0	1	0	0	0	0
Grand Total %			100.0	Male %	100.0	0.0	0.0	100.0	0.0	0.0	0.0	0.0
				Female #	0	0	0	0	0	0	0	0
				Female%	0.0	0.0	0.0	0.0	0.0	0.0	0.0	0.0

Maricopa County Community College District

Glendale Community College - Williams Campus

Snapshot Date: 09/30/2017

Workforce Analysis

Organizational Unit: Marketing & Operations

Job Code	JobTitle	Total		Total									
		EMP	MIN	EMP	W	AA	H	A	NA	PI	2+		
4075	Temp Level 2	1	1	Male	1	0	0	0	0	0	0	1	0
				Female	0	0	0	0	0	0	0	0	0
Grand Total #		1	1	Male #	1	0	0	0	0	0	0	1	0
Grand Total %			100.0	Male %	100.0	0.0	0.0	0.0	0.0	0.0	0.0	100.0	0.0
				Female #	0	0	0	0	0	0	0	0	0
				Female%	0.0	0.0	0.0	0.0	0.0	0.0	0.0	0.0	0.0

Maricopa County Community College District

Glendale Community College - Williams Campus

Snapshot Date: 09/30/2017

Workforce Analysis

Organizational Unit: Marketing, Comm & Creative Svc

Job Code	JobTitle	Total		Total								
		EMP	MIN	EMP	W	AA	H	A	NA	PI	2+	
4075	Temp Level 2	1	0	Male	1	1	0	0	0	0	0	0
				Female	0	0	0	0	0	0	0	0
Grand Total #		1	0	Male #	1	1	0	0	0	0	0	
Grand Total %			0.0	Male %	100.0	100.0	0.0	0.0	0.0	0.0	0.0	
				Female #	0	0	0	0	0	0	0	
				Female%	0.0	0.0	0.0	0.0	0.0	0.0	0.0	

**Maricopa County Community College District
Glendale Community College - Williams Campus
Workforce Analysis**

Snapshot Date: 09/30/2017

Organizational Unit: Student Leadership Center

Job Code	JobTitle	Total		Total								
		EMP	MIN	EMP	W	AA	H	A	NA	PI	2+	
4075	Temp Level 2	1	1	Male	0	0	0	0	0	0	0	0
				Female	1	0	0	1	0	0	0	0
Grand Total #		1	1	Male #	0	0	0	0	0	0	0	0
Grand Total %			100.0	Male %	0.0	0.0	0.0	0.0	0.0	0.0	0.0	0.0
				Female #	1	0	0	1	0	0	0	0
				Female%	100.0	0.0	0.0	100.0	0.0	0.0	0.0	0.0

**Maricopa County Community College District
Glendale Community College - Williams Campus
Workforce Analysis**

Snapshot Date: 09/30/2017

Organizational Unit: Student Support Services

Job Code	JobTitle	Total		Total								
		EMP	MIN	EMP	W	AA	H	A	NA	PI	2+	
4075	Temp Level 2	1	0	Male	0	0	0	0	0	0	0	0
				Female	1	1	0	0	0	0	0	0
Grand Total #		1	0	Male #	0	0	0	0	0	0	0	0
Grand Total %			0.0	Male %	0.0	0.0	0.0	0.0	0.0	0.0	0.0	0.0
				Female #	1	1	0	0	0	0	0	0
				Female%	100.0	100.0	0.0	0.0	0.0	0.0	0.0	0.0

Maricopa County Community College District

Glendale Community College

Workforce Analysis

Snapshot Date: 09/30/2017

Organizational Unit: Academic Advisement

Job Code	JobTitle	Total		Total								
		EMP	MIN	EMP	W	AA	H	A	NA	PI	2+	
1457	Student Svcs Spec	7	4	Male	1	0	0	1	0	0	0	0
				Female	6	3	1	1	1	0	0	
2590	Program Advisor	2	2	Male	1	0	0	1	0	0	0	0
				Female	1	0	0	1	0	0	0	0
510	Dir Career Educ Planning Svcs	1	1	Male	0	0	0	0	0	0	0	0
				Female	1	0	0	1	0	0	0	0
Grand Total #		10	7	Male #	2	0	0	2	0	0	0	0
Grand Total %			70.0	Male %	20.0	0.0	0.0	20.0	0.0	0.0	0.0	0.0
				Female #	8	3	1	3	1	0	0	0
				Female%	80.0	30.0	10.0	30.0	10.0	0.0	0.0	0.0

Maricopa County Community College District

Glendale Community College

Workforce Analysis

Snapshot Date: 09/30/2017

Organizational Unit: Academic Technical Services

Job Code	JobTitle	Total		Total								
		EMP	MIN	EMP	W	AA	H	A	NA	PI	2+	
1211	Systems Admin II	1	0	Male	1	1	0	0	0	0	0	0
				Female	0	0	0	0	0	0	0	0
Grand Total #		1	0	Male #	1	1	0	0	0	0	0	
Grand Total %			0.0	Male %	100.0	100.0	0.0	0.0	0.0	0.0	0.0	
				Female #	0	0	0	0	0	0	0	
				Female%	0.0	0.0	0.0	0.0	0.0	0.0	0.0	

Maricopa County Community College District

Glendale Community College

Snapshot Date: 09/30/2017

Workforce Analysis

Organizational Unit: Adj Fac Rio Luke AFB OBSOLETE

Job Code	JobTitle	Total		Total								
		EMP	MIN	EMP	W	AA	H	A	NA	PI	2+	
4205	Adjunct Faculty Evening	18	7	Male	13	8	0	4	0	1	0	0
				Female	5	3	0	1	0	0	1	0
Grand Total #		18	7	Male #	13	8	0	4	0	1	0	0
Grand Total %			38.9	Male %	72.2	44.4	0.0	22.2	0.0	5.6	0.0	0.0
				Female #	5	3	0	1	0	0	1	0
				Female%	27.8	16.7	0.0	5.6	0.0	0.0	5.6	0.0

Maricopa County Community College District

Glendale Community College

Workforce Analysis

Snapshot Date: 09/30/2017

Organizational Unit: Admin of Justice

Job Code	JobTitle	Total		Total								
		EMP	MIN	EMP	W	AA	H	A	NA	PI	2+	
4029	Substitute Pay Evening Inst	1	1	Male	1	0	1	0	0	0	0	0
				Female	0	0	0	0	0	0	0	
4204	Adjunct Faculty Day	37	13	Male	11	8	0	2	0	1	0	0
				Female	26	16	3	4	2	1	0	0
Grand Total #		38	14	Male #	12	8	1	2	0	1	0	0
Grand Total %			36.8	Male %	31.6	21.1	2.6	5.3	0.0	2.6	0.0	0.0
				Female #	26	16	3	4	2	1	0	0
				Female%	68.4	42.1	7.9	10.5	5.3	2.6	0.0	0.0

Maricopa County Community College District

Glendale Community College

Snapshot Date: 09/30/2017

Workforce Analysis

Organizational Unit: Admin Support - Office of VCIT

Job Code	JobTitle	Total		Total								
		EMP	MIN	EMP	W	AA	H	A	NA	PI	2+	
2335	Office Coord III	1	0	Male	0	0	0	0	0	0	0	0
				Female	1	1	0	0	0	0	0	0
Grand Total #		1	0	Male #	0	0	0	0	0	0	0	0
Grand Total %			0.0	Male %	0.0	0.0	0.0	0.0	0.0	0.0	0.0	0.0
				Female #	1	1	0	0	0	0	0	0
				Female%	100.0	100.0	0.0	0.0	0.0	0.0	0.0	0.0

Maricopa County Community College District

Glendale Community College

Workforce Analysis

Snapshot Date: 09/30/2017

Organizational Unit: Administration of Justice

Job Code	JobTitle	Total		Total								
		EMP	MIN	EMP	W	AA	H	A	NA	PI	2+	
2730	Admin Secretary III	4	2	Male	0	0	0	0	0	0	0	0
				Female	4	2	0	2	0	0	0	0
Grand Total #		4	2	Male #	0	0	0	0	0	0	0	0
Grand Total %			50.0	Male %	0.0	0.0	0.0	0.0	0.0	0.0	0.0	0.0
				Female #	4	2	0	2	0	0	0	0
				Female%	100.0	50.0	0.0	50.0	0.0	0.0	0.0	0.0

Maricopa County Community College District

Glendale Community College

Workforce Analysis

Snapshot Date: 09/30/2017

Organizational Unit: Administrative & Employee Serv

Job Code	JobTitle	Total		Total								
		EMP	MIN	EMP	W	AA	H	A	NA	PI	2+	
403	Dean	1	1	Male	0	0	0	0	0	0	0	0
				Female	1	0	0	1	0	0	0	0
Grand Total #		1	1	Male #	0	0	0	0	0	0	0	0
Grand Total %			100.0	Male %	0.0	0.0	0.0	0.0	0.0	0.0	0.0	0.0
				Female #	1	0	0	1	0	0	0	0
				Female%	100.0	0.0	0.0	100.0	0.0	0.0	0.0	0.0

Maricopa County Community College District

Glendale Community College

Workforce Analysis

Snapshot Date: 09/30/2017

Organizational Unit: Admissions & Records

Job Code	JobTitle	Total		Total								
		EMP	MIN	EMP	W	AA	H	A	NA	PI	2+	
2510	Admissions Records Tech II	1	1	Male	1	0	0	0	1	0	0	0
				Female	0	0	0	0	0	0	0	
Grand Total #		1	1	Male #	1	0	0	0	1	0	0	0
Grand Total %			100.0	Male %	100.0	0.0	0.0	0.0	100.0	0.0	0.0	0.0
				Female #	0	0	0	0	0	0	0	0
				Female%	0.0	0.0	0.0	0.0	0.0	0.0	0.0	0.0

Maricopa County Community College District

Glendale Community College

Snapshot Date: 09/30/2017

Workforce Analysis

Organizational Unit: Admissions/Records/Registr

Job Code	JobTitle	Total		Total								
		EMP	MIN	EMP	W	AA	H	A	NA	PI	2+	
2511	Admissions Reg Rec Svc Rep	1	0	Male	0	0	0	0	0	0	0	0
				Female	1	1	0	0	0	0	0	0
Grand Total #		1	0	Male #	0	0	0	0	0	0	0	0
Grand Total %			0.0	Male %	0.0	0.0	0.0	0.0	0.0	0.0	0.0	0.0
				Female #	1	1	0	0	0	0	0	0
				Female%	100.0	100.0	0.0	0.0	0.0	0.0	0.0	0.0

**Maricopa County Community College District
Glendale Community College
Workforce Analysis**

Snapshot Date: 09/30/2017

Organizational Unit: Advisement Center

Job Code	JobTitle	Total		Total								
		EMP	MIN	EMP	W	AA	H	A	NA	PI	2+	
1456	Student Svcs Tech	5	5	Male	0	0	0	0	0	0	0	0
				Female	5	0	0	5	0	0	0	0
1457	Student Svcs Spec	5	4	Male	3	0	1	1	1	0	0	0
				Female	2	1	0	1	0	0	0	0
1458	Coord Student Svcs	1	0	Male	0	0	0	0	0	0	0	0
				Female	1	1	0	0	0	0	0	0
2590	Program Advisor	2	1	Male	1	0	1	0	0	0	0	0
				Female	1	1	0	0	0	0	0	0
2785	Office Coord II	1	1	Male	1	0	0	1	0	0	0	0
				Female	0	0	0	0	0	0	0	0
Grand Total #		14	11	Male #	5	0	2	2	1	0	0	0
Grand Total %			78.6	Male %	35.7	0.0	14.3	14.3	7.1	0.0	0.0	0.0
				Female #	9	3	0	6	0	0	0	0
				Female%	64.3	21.4	0.0	42.9	0.0	0.0	0.0	0.0

Maricopa County Community College District

Glendale Community College

Snapshot Date: 09/30/2017

Workforce Analysis

Organizational Unit: Art

Job Code	JobTitle	Total		Total								
		EMP	MIN	EMP	W	AA	H	A	NA	PI	2+	
4028	Substitute Pay Day Inst	6	1	Male	2	2	0	0	0	0	0	0
				Female	4	3	1	0	0	0	0	0
4062	Life Drawing Model	5	1	Male	3	3	0	0	0	0	0	0
				Female	2	1	1	0	0	0	0	0
Grand Total #		11	2	Male #	5	5	0	0	0	0	0	0
Grand Total %			18.2	Male %	45.5	45.5	0.0	0.0	0.0	0.0	0.0	0.0
				Female #	6	4	2	0	0	0	0	0
				Female%	54.5	36.4	18.2	0.0	0.0	0.0	0.0	0.0

Maricopa County Community College District

Glendale Community College

Snapshot Date: 09/30/2017

Workforce Analysis

Organizational Unit: Art-Photography

Job Code	JobTitle	Total		Total								
		EMP	MIN	EMP	W	AA	H	A	NA	PI	2+	
4204	Adjunct Faculty Day	7	0	Male	4	4	0	0	0	0	0	0
				Female	3	3	0	0	0	0	0	0
4205	Adjunct Faculty Evening	5	0	Male	4	4	0	0	0	0	0	0
				Female	1	1	0	0	0	0	0	0
Grand Total #		12	0	Male #	8	8	0	0	0	0	0	0
Grand Total %			0.0	Male %	66.7	66.7	0.0	0.0	0.0	0.0	0.0	0.0
				Female #	4	4	0	0	0	0	0	0
				Female%	33.3	33.3	0.0	0.0	0.0	0.0	0.0	0.0

**Maricopa County Community College District
Glendale Community College
Workforce Analysis**

Snapshot Date: 09/30/2017

Organizational Unit: Art/Photography

Job Code	JobTitle	Total		Total								
		EMP	MIN	EMP	W	AA	H	A	NA	PI	2+	
2335	Office Coord III	1	0	Male	1	1	0	0	0	0	0	0
				Female	0	0	0	0	0	0	0	0
2730	Admin Secretary III	1	0	Male	0	0	0	0	0	0	0	0
				Female	1	1	0	0	0	0	0	0
2815	Audiovisual Video Tech	1	0	Male	1	1	0	0	0	0	0	0
				Female	0	0	0	0	0	0	0	0
3110	Admin Secretary I	2	1	Male	0	0	0	0	0	0	0	0
				Female	2	1	0	0	0	1	0	0
7040	Art	3	0	Male	1	1	0	0	0	0	0	0
				Female	2	2	0	0	0	0	0	0
7764	Motion Picture TV Production	1	0	Male	0	0	0	0	0	0	0	0
				Female	1	1	0	0	0	0	0	0
8010	Photography	2	1	Male	2	1	0	0	1	0	0	0
				Female	0	0	0	0	0	0	0	0
8332	Humanities	1	0	Male	0	0	0	0	0	0	0	0
				Female	1	1	0	0	0	0	0	0
8363	Religious Studies	2	2	Male	1	0	0	1	0	0	0	0
				Female	1	0	0	0	0	1	0	0
8407	Graphic Arts	1	0	Male	0	0	0	0	0	0	0	0
				Female	1	1	0	0	0	0	0	0
8483	Art History	1	0	Male	1	1	0	0	0	0	0	0
				Female	0	0	0	0	0	0	0	0
Grand Total #		16	4	Male #	7	5	0	1	1	0	0	0
Grand Total %			25.0	Male %	43.8	31.3	0.0	6.3	6.3	0.0	0.0	0.0
				Female #	9	7	0	0	0	2	0	0
				Female%	56.3	43.8	0.0	0.0	0.0	12.5	0.0	0.0

Maricopa County Community College District

Glendale Community College

Workforce Analysis

Snapshot Date: 09/30/2017

Organizational Unit: Arts and Composition

Job Code	JobTitle	Total		Total								
		EMP	MIN	EMP	W	AA	H	A	NA	PI	2+	
7320	English	2	0	Male	0	0	0	0	0	0	0	0
				Female	2	2	0	0	0	0	0	0
Grand Total #		2	0	Male #	0	0	0	0	0	0	0	0
Grand Total %			0.0	Male %	0.0	0.0	0.0	0.0	0.0	0.0	0.0	0.0
				Female #	2	2	0	0	0	0	0	0
				Female%	100.0	100.0	0.0	0.0	0.0	0.0	0.0	0.0

Maricopa County Community College District

Glendale Community College

Snapshot Date: 09/30/2017

Workforce Analysis

Organizational Unit: Arts, Humanity Soc & Beh Sci

Job Code	JobTitle	Total		Total								
		EMP	MIN	EMP	W	AA	H	A	NA	PI	2+	
4205	Adjunct Faculty Evening	1	0	Male	0	0	0	0	0	0	0	0
				Female	1	1	0	0	0	0	0	0
Grand Total #		1	0	Male #	0	0	0	0	0	0	0	0
Grand Total %			0.0	Male %	0.0	0.0	0.0	0.0	0.0	0.0	0.0	0.0
				Female #	1	1	0	0	0	0	0	0
				Female%	100.0	100.0	0.0	0.0	0.0	0.0	0.0	0.0

Maricopa County Community College District

Glendale Community College

Snapshot Date: 09/30/2017

Workforce Analysis

Organizational Unit: ASL

Job Code	JobTitle	Total		Total								
		EMP	MIN	EMP	W	AA	H	A	NA	PI	2+	
2910	Admin Secretary II	1	0	Male	0	0	0	0	0	0	0	0
				Female	1	1	0	0	0	0	0	0
8908	American Sign Language	1	0	Male	1	1	0	0	0	0	0	0
				Female	0	0	0	0	0	0	0	0
Grand Total #		2	0	Male #	1	1	0	0	0	0	0	0
Grand Total %			0.0	Male %	50.0	50.0	0.0	0.0	0.0	0.0	0.0	0.0
				Female #	1	1	0	0	0	0	0	0
				Female%	50.0	50.0	0.0	0.0	0.0	0.0	0.0	0.0

Maricopa County Community College District

Glendale Community College

Snapshot Date: 09/30/2017

Workforce Analysis

Organizational Unit: Assoc Dean Instr (Occup)

Job Code	JobTitle	Total		Total								
		EMP	MIN	EMP	W	AA	H	A	NA	PI	2+	
7386	Clinical Nursing	1	0	Male	0	0	0	0	0	0	0	0
				Female	1	1	0	0	0	0	0	0
Grand Total #		1	0	Male #	0	0	0	0	0	0	0	0
Grand Total %			0.0	Male %	0.0	0.0	0.0	0.0	0.0	0.0	0.0	0.0
				Female #	1	1	0	0	0	0	0	0
				Female%	100.0	100.0	0.0	0.0	0.0	0.0	0.0	0.0

Maricopa County Community College District

Glendale Community College

Snapshot Date: 09/30/2017

Workforce Analysis

Organizational Unit: Athletics

Job Code	JobTitle	Total		Total								
		EMP	MIN	EMP	W	AA	H	A	NA	PI	2+	
1930	Athletic Spec	1	0	Male	1	1	0	0	0	0	0	0
				Female	0	0	0	0	0	0	0	0
2520	Athletic Trainer	1	0	Male	0	0	0	0	0	0	0	0
				Female	1	1	0	0	0	0	0	0
4276	Pom Cheer Advisor	1	0	Male	0	0	0	0	0	0	0	0
				Female	1	1	0	0	0	0	0	0
4321	Asst Baseball Softball Coach	1	0	Male	1	1	0	0	0	0	0	0
				Female	0	0	0	0	0	0	0	0
4323	Asst Basketball Coach	2	1	Male	1	0	1	0	0	0	0	0
				Female	1	1	0	0	0	0	0	0
4327	Asst Football Coach	4	2	Male	4	2	2	0	0	0	0	0
				Female	0	0	0	0	0	0	0	0
4331	Asst Soccer Coach	3	3	Male	3	0	0	3	0	0	0	0
				Female	0	0	0	0	0	0	0	0
4334	Asst Track Coach	1	1	Male	1	0	1	0	0	0	0	0
				Female	0	0	0	0	0	0	0	0
4336	Asst Volleyball Coach	2	0	Male	1	1	0	0	0	0	0	0
				Female	1	1	0	0	0	0	0	0
Grand Total #		16	7	Male #	12	5	4	3	0	0	0	0
Grand Total %			43.8	Male %	75.0	31.3	25.0	18.8	0.0	0.0	0.0	0.0
				Female #	4	4	0	0	0	0	0	0
				Female%	25.0	25.0	0.0	0.0	0.0	0.0	0.0	0.0

Maricopa County Community College District

Glendale Community College

Snapshot Date: 09/30/2017

Workforce Analysis

Organizational Unit: Athletics General

Job Code	JobTitle	Total		Total									
		EMP	MIN	EMP	W	AA	H	A	NA	PI	2+		
1427	Head Athletic Trainer	1	0	Male	1	1	0	0	0	0	0	0	0
				Female	0	0	0	0	0	0	0	0	0
1461	Coord Student Athlete Supp Svc	1	1	Male	1	0	0	1	0	0	0	0	0
				Female	0	0	0	0	0	0	0	0	0
3210	Equipment Clerk	2	0	Male	1	1	0	0	0	0	0	0	0
				Female	1	1	0	0	0	0	0	0	0
Grand Total #		4	1	Male #	3	2	0	1	0	0	0	0	
Grand Total %			25.0	Male %	75.0	50.0	0.0	25.0	0.0	0.0	0.0	0.0	
				Female #	1	1	0	0	0	0	0	0	
				Female%	25.0	25.0	0.0	0.0	0.0	0.0	0.0	0.0	

Maricopa County Community College District

Glendale Community College

Snapshot Date: 09/30/2017

Workforce Analysis

Organizational Unit: Athletics-Baseball/Softball

Job Code	JobTitle	Total		Total								
		EMP	MIN	EMP	W	AA	H	A	NA	PI	2+	
4322	Head Baseball Softball Coach	1	1	Male	1	0	0	1	0	0	0	0
				Female	0	0	0	0	0	0	0	
Grand Total #		1	1	Male #	1	0	0	1	0	0	0	0
Grand Total %			100.0	Male %	100.0	0.0	0.0	100.0	0.0	0.0	0.0	0.0
				Female #	0	0	0	0	0	0	0	0
				Female%	0.0	0.0	0.0	0.0	0.0	0.0	0.0	0.0

Maricopa County Community College District

Glendale Community College

Snapshot Date: 09/30/2017

Workforce Analysis

Organizational Unit: Athletics-Cross Country

Job Code	JobTitle	Total		Total								
		EMP	MIN	EMP	W	AA	H	A	NA	PI	2+	
4325	Head Cross Country Coach	1	1	Male	1	0	0	1	0	0	0	0
				Female	0	0	0	0	0	0	0	0
Grand Total #		1	1	Male #	1	0	0	1	0	0	0	0
Grand Total %			100.0	Male %	100.0	0.0	0.0	100.0	0.0	0.0	0.0	0.0
				Female #	0	0	0	0	0	0	0	0
				Female%	0.0	0.0	0.0	0.0	0.0	0.0	0.0	0.0

Maricopa County Community College District

Glendale Community College

Workforce Analysis

Snapshot Date: 09/30/2017

Organizational Unit: Athletics-Golf

Job Code	JobTitle	Total		Total								
		EMP	MIN	EMP	W	AA	H	A	NA	PI	2+	
4329	Head Golf Coach	1	0	Male	1	1	0	0	0	0	0	0
				Female	0	0	0	0	0	0	0	0
Grand Total #		1	0	Male #	1	1	0	0	0	0	0	0
Grand Total %			0.0	Male %	100.0	100.0	0.0	0.0	0.0	0.0	0.0	0.0
				Female #	0	0	0	0	0	0	0	0
				Female%	0.0	0.0	0.0	0.0	0.0	0.0	0.0	0.0

Maricopa County Community College District

Glendale Community College

Workforce Analysis

Snapshot Date: 09/30/2017

Organizational Unit: Athletics-Soccer

Job Code	JobTitle	Total		Total								
		EMP	MIN	EMP	W	AA	H	A	NA	PI	2+	
4332	Head Soccer Coach	1	1	Male	1	0	0	1	0	0	0	0
				Female	0	0	0	0	0	0	0	
Grand Total #		1	1	Male #	1	0	0	1	0	0	0	0
Grand Total %			100.0	Male %	100.0	0.0	0.0	100.0	0.0	0.0	0.0	0.0
				Female #	0	0	0	0	0	0	0	0
				Female%	0.0	0.0	0.0	0.0	0.0	0.0	0.0	0.0

Maricopa County Community College District

Glendale Community College

Workforce Analysis

Snapshot Date: 09/30/2017

Organizational Unit: Athletics-Tennis

Job Code	JobTitle	Total		Total								
		EMP	MIN	EMP	W	AA	H	A	NA	PI	2+	
4333	Head Tennis Coach	1	0	Male	1	1	0	0	0	0	0	0
				Female	0	0	0	0	0	0	0	0
Grand Total #		1	0	Male #	1	1	0	0	0	0	0	0
Grand Total %			0.0	Male %	100.0	100.0	0.0	0.0	0.0	0.0	0.0	0.0
				Female #	0	0	0	0	0	0	0	0
				Female%	0.0	0.0	0.0	0.0	0.0	0.0	0.0	0.0

Maricopa County Community College District

Glendale Community College

Snapshot Date: 09/30/2017

Workforce Analysis

Organizational Unit: Athletics-Track

Job Code	JobTitle	Total		Total								
		EMP	MIN	EMP	W	AA	H	A	NA	PI	2+	
4335	Head Track Coach	1	1	Male	1	0	1	0	0	0	0	0
				Female	0	0	0	0	0	0	0	0
Grand Total #		1	1	Male #	1	0	1	0	0	0	0	0
Grand Total %			100.0	Male %	100.0	0.0	100.0	0.0	0.0	0.0	0.0	0.0
				Female #	0	0	0	0	0	0	0	0
				Female%	0.0	0.0	0.0	0.0	0.0	0.0	0.0	0.0

Maricopa County Community College District

Glendale Community College

Snapshot Date: 09/30/2017

Workforce Analysis

Organizational Unit: Automotives

Job Code	JobTitle	Total		Total								
		EMP	MIN	EMP	W	AA	H	A	NA	PI	2+	
4028	Substitute Pay Day Inst	1	0	Male	1	1	0	0	0	0	0	0
				Female	0	0	0	0	0	0	0	0
4204	Adjunct Faculty Day	1	0	Male	1	1	0	0	0	0	0	0
				Female	0	0	0	0	0	0	0	0
Grand Total #		2	0	Male #	2	2	0	0	0	0	0	
Grand Total %			0.0	Male %	100.0	100.0	0.0	0.0	0.0	0.0	0.0	
				Female #	0	0	0	0	0	0	0	
				Female%	0.0	0.0	0.0	0.0	0.0	0.0	0.0	

Maricopa County Community College District

Glendale Community College

Snapshot Date: 09/30/2017

Workforce Analysis

Organizational Unit: Automotives Perm Staff

Job Code	JobTitle	Total		Total								
		EMP	MIN	EMP	W	AA	H	A	NA	PI	2+	
7070	Automotives	4	1	Male	4	3	0	1	0	0	0	0
				Female	0	0	0	0	0	0	0	
7080	Automotive Tech	1	0	Male	1	1	0	0	0	0	0	0
				Female	0	0	0	0	0	0	0	0
Grand Total #		5	1	Male #	5	4	0	1	0	0	0	0
Grand Total %			20.0	Male %	100.0	80.0	0.0	20.0	0.0	0.0	0.0	0.0
				Female #	0	0	0	0	0	0	0	0
				Female%	0.0	0.0	0.0	0.0	0.0	0.0	0.0	0.0

Maricopa County Community College District

Glendale Community College

Snapshot Date: 09/30/2017

Workforce Analysis

Organizational Unit: Auxiliary Programs

Job Code	JobTitle	Total		Total								
		EMP	MIN	EMP	W	AA	H	A	NA	PI	2+	
2970	Office Coord I	1	0	Male	0	0	0	0	0	0	0	0
				Female	1	1	0	0	0	0	0	0
Grand Total #		1	0	Male #	0	0	0	0	0	0	0	0
Grand Total %			0.0	Male %	0.0	0.0	0.0	0.0	0.0	0.0	0.0	0.0
				Female #	1	1	0	0	0	0	0	0
				Female%	100.0	100.0	0.0	0.0	0.0	0.0	0.0	0.0

Maricopa County Community College District

Glendale Community College

Workforce Analysis

Snapshot Date: 09/30/2017

Organizational Unit: Aviation & Applied Technology

Job Code	JobTitle	Total		Total								
		EMP	MIN	EMP	W	AA	H	A	NA	PI	2+	
7315	Engineering	1	1	Male	1	0	0	0	1	0	0	0
				Female	0	0	0	0	0	0	0	
Grand Total #		1	1	Male #	1	0	0	0	1	0	0	0
Grand Total %			100.0	Male %	100.0	0.0	0.0	0.0	100.0	0.0	0.0	0.0
				Female #	0	0	0	0	0	0	0	0
				Female%	0.0	0.0	0.0	0.0	0.0	0.0	0.0	0.0

Maricopa County Community College District

Glendale Community College

Workforce Analysis

Snapshot Date: 09/30/2017

Organizational Unit: Benefits

Job Code	JobTitle	Total		Total								
		EMP	MIN	EMP	W	AA	H	A	NA	PI	2+	
2581	Sr Human Resources Analyst	1	1	Male	0	0	0	0	0	0	0	0
				Female	1	0	1	0	0	0	0	0
Grand Total #		1	1	Male #	0	0	0	0	0	0	0	0
Grand Total %			100.0	Male %	0.0	0.0	0.0	0.0	0.0	0.0	0.0	0.0
				Female #	1	0	1	0	0	0	0	0
				Female%	100.0	0.0	100.0	0.0	0.0	0.0	0.0	0.0

**Maricopa County Community College District
Glendale Community College
Workforce Analysis**

Snapshot Date: 09/30/2017

Organizational Unit: Biology

Job Code	JobTitle	Total		Total								
		EMP	MIN	EMP	W	AA	H	A	NA	PI	2+	
1051	Coord Science Lab	2	1	Male	1	1	0	0	0	0	0	0
				Female	1	0	0	0	1	0	0	0
2730	Admin Secretary III	1	0	Male	1	1	0	0	0	0	0	0
				Female	0	0	0	0	0	0	0	0
2775	Science Lab Tech	2	1	Male	1	1	0	0	0	0	0	0
				Female	1	0	0	0	0	1	0	0
4204	Adjunct Faculty Day	1	0	Male	0	0	0	0	0	0	0	0
				Female	1	1	0	0	0	0	0	0
4205	Adjunct Faculty Evening	6	0	Male	1	1	0	0	0	0	0	0
				Female	5	5	0	0	0	0	0	0
7090	Biology	15	2	Male	9	8	0	1	0	0	0	0
				Female	6	5	0	0	1	0	0	0
Grand Total #		27	4	Male #	13	12	0	1	0	0	0	0
Grand Total %			14.8	Male %	48.1	44.4	0.0	3.7	0.0	0.0	0.0	0.0
				Female #	14	11	0	0	2	1	0	0
				Female%	51.9	40.7	0.0	0.0	7.4	3.7	0.0	0.0

Maricopa County Community College District

Glendale Community College

Workforce Analysis

Snapshot Date: 09/30/2017

Organizational Unit: Biology Sciences

Job Code	JobTitle	Total		Total								
		EMP	MIN	EMP	W	AA	H	A	NA	PI	2+	
4236	Other Paid from Fund 2 Stipend	1	0	Male	0	0	0	0	0	0	0	0
				Female	1	1	0	0	0	0	0	0
Grand Total #		1	0	Male #	0	0	0	0	0	0	0	
Grand Total %			0.0	Male %	0.0	0.0	0.0	0.0	0.0	0.0	0.0	
				Female #	1	1	0	0	0	0	0	
				Female%	100.0	100.0	0.0	0.0	0.0	0.0	0.0	

Maricopa County Community College District

Glendale Community College

Snapshot Date: 09/30/2017

Workforce Analysis

Organizational Unit: Buildings & Grounds

Job Code	JobTitle	Total		Total								
		EMP	MIN	EMP	W	AA	H	A	NA	PI	2+	
4895	Custodian I	2	2	Male	2	0	1	1	0	0	0	0
				Female	0	0	0	0	0	0	0	
Grand Total #		2	2	Male #	2	0	1	1	0	0	0	0
Grand Total %			100.0	Male %	100.0	0.0	50.0	50.0	0.0	0.0	0.0	0.0
				Female #	0	0	0	0	0	0	0	0
				Female%	0.0	0.0	0.0	0.0	0.0	0.0	0.0	0.0

Maricopa County Community College District

Glendale Community College

Snapshot Date: 09/30/2017

Workforce Analysis

Organizational Unit: Business

Job Code	JobTitle	Total		Total								
		EMP	MIN	EMP	W	AA	H	A	NA	PI	2+	
4204	Adjunct Faculty Day	1	0	Male	0	0	0	0	0	0	0	0
				Female	1	1	0	0	0	0	0	0
7205	Computer Information Systems	1	0	Male	0	0	0	0	0	0	0	0
				Female	1	1	0	0	0	0	0	0
Grand Total #		2	0	Male #	0	0	0	0	0	0	0	0
Grand Total %			0.0	Male %	0.0	0.0	0.0	0.0	0.0	0.0	0.0	0.0
				Female #	2	2	0	0	0	0	0	0
				Female%	100.0	100.0	0.0	0.0	0.0	0.0	0.0	0.0

Maricopa County Community College District

Glendale Community College

Workforce Analysis

Snapshot Date: 09/30/2017

Organizational Unit: Business & Computing Studies

Job Code	JobTitle	Total		Total								
		EMP	MIN	EMP	W	AA	H	A	NA	PI	2+	
8128	Business Accounting	1	0	Male	1	1	0	0	0	0	0	0
				Female	0	0	0	0	0	0	0	0
Grand Total #		1	0	Male #	1	1	0	0	0	0	0	
Grand Total %			0.0	Male %	100.0	100.0	0.0	0.0	0.0	0.0	0.0	
				Female #	0	0	0	0	0	0	0	
				Female%	0.0	0.0	0.0	0.0	0.0	0.0	0.0	

Maricopa County Community College District

Glendale Community College

Snapshot Date: 09/30/2017

Workforce Analysis

Organizational Unit: Business & Information Technol

Job Code	JobTitle	Total		Total								
		EMP	MIN	EMP	W	AA	H	A	NA	PI	2+	
1325	Coord Human Resources Svcs	1	0	Male	0	0	0	0	0	0	0	0
				Female	1	1	0	0	0	0	0	0
2390	Computer Equipment Lead Tech	1	0	Male	1	1	0	0	0	0	0	0
				Female	0	0	0	0	0	0	0	0
2730	Admin Secretary III	1	0	Male	0	0	0	0	0	0	0	0
				Female	1	1	0	0	0	0	0	0
3510	Clerk Typist	1	0	Male	0	0	0	0	0	0	0	0
				Female	1	1	0	0	0	0	0	0
4204	Adjunct Faculty Day	22	3	Male	14	11	1	2	0	0	0	0
				Female	8	8	0	0	0	0	0	0
4205	Adjunct Faculty Evening	17	2	Male	13	11	2	0	0	0	0	0
				Female	4	4	0	0	0	0	0	0
6410	Business	1	0	Male	0	0	0	0	0	0	0	0
				Female	1	1	0	0	0	0	0	0
7002	Accounting	2	0	Male	2	2	0	0	0	0	0	0
				Female	0	0	0	0	0	0	0	0
7110	General Business	2	0	Male	2	2	0	0	0	0	0	0
				Female	0	0	0	0	0	0	0	0
7205	Computer Information Systems	9	0	Male	7	7	0	0	0	0	0	0
				Female	2	2	0	0	0	0	0	0
8060	Business CIS	1	0	Male	1	1	0	0	0	0	0	0
				Female	0	0	0	0	0	0	0	0
8135	Accounting CIS	1	0	Male	0	0	0	0	0	0	0	0
				Female	1	1	0	0	0	0	0	0
825	Sr Network Admin	1	0	Male	1	1	0	0	0	0	0	0
				Female	0	0	0	0	0	0	0	0

Maricopa County Community College District

Glendale Community College

Workforce Analysis

Snapshot Date: 09/30/2017

Organizational Unit: Business & Information Technol

Job Code	JobTitle	Total		Total								
		EMP	MIN	EMP	W	AA	H	A	NA	PI	2+	
8387	Business Admin	1	0	Male	1	1	0	0	0	0	0	0
				Female	0	0	0	0	0	0	0	0
Grand Total #		61	5	Male #	42	37	3	2	0	0	0	0
Grand Total %			8.2	Male %	68.9	60.7	4.9	3.3	0.0	0.0	0.0	0.0
				Female #	19	19	0	0	0	0	0	0
				Female%	31.1	31.1	0.0	0.0	0.0	0.0	0.0	0.0

Maricopa County Community College District

Glendale Community College

Workforce Analysis

Snapshot Date: 09/30/2017

Organizational Unit: Business Services

Job Code	JobTitle	Total		Total									
		EMP	MIN	EMP	W	AA	H	A	NA	PI	2+		
1311	Bursar	1	1	Male	1	0	0	1	0	0	0	0	0
				Female	0	0	0	0	0	0	0	0	
1457	Student Svcs Spec	1	0	Male	0	0	0	0	0	0	0	0	
				Female	1	1	0	0	0	0	0	0	
948	Coord Fiscal Svcs	1	1	Male	0	0	0	0	0	0	0	0	
				Female	1	0	0	1	0	0	0	0	
Grand Total #		3	2	Male #	1	0	0	1	0	0	0	0	
Grand Total %			66.7	Male %	33.3	0.0	0.0	33.3	0.0	0.0	0.0	0.0	
				Female #	2	1	0	1	0	0	0	0	
				Female%	66.7	33.3	0.0	33.3	0.0	0.0	0.0	0.0	

Maricopa County Community College District

Glendale Community College

Snapshot Date: 09/30/2017

Workforce Analysis

Organizational Unit: Business Services/College Safe

Job Code	JobTitle	Total		Total								
		EMP	MIN	EMP	W	AA	H	A	NA	PI	2+	
1006	Public Safety Commander	1	0	Male	0	0	0	0	0	0	0	0
				Female	1	1	0	0	0	0	0	0
Grand Total #		1	0	Male #	0	0	0	0	0	0	0	0
Grand Total %			0.0	Male %	0.0	0.0	0.0	0.0	0.0	0.0	0.0	0.0
				Female #	1	1	0	0	0	0	0	0
				Female%	100.0	100.0	0.0	0.0	0.0	0.0	0.0	0.0

Maricopa County Community College District

Glendale Community College

Snapshot Date: 09/30/2017

Workforce Analysis

Organizational Unit: Cashiers

Job Code	JobTitle	Total		Total								
		EMP	MIN	EMP	W	AA	H	A	NA	PI	2+	
1457	Student Svcs Spec	3	1	Male	2	1	0	1	0	0	0	0
				Female	1	1	0	0	0	0	0	0
Grand Total #		3	1	Male #	2	1	0	1	0	0	0	0
Grand Total %			33.3	Male %	66.7	33.3	0.0	33.3	0.0	0.0	0.0	0.0
				Female #	1	1	0	0	0	0	0	0
				Female%	33.3	33.3	0.0	0.0	0.0	0.0	0.0	0.0

Maricopa County Community College District

Glendale Community College

Snapshot Date: 09/30/2017

Workforce Analysis

Organizational Unit: Center for Learning2

Job Code	JobTitle	Total		Total								
		EMP	MIN	EMP	W	AA	H	A	NA	PI	2+	
1456	Student Svcs Tech	2	2	Male	1	0	0	0	1	0	0	0
				Female	1	0	0	0	1	0	0	0
2335	Office Coord III	1	0	Male	0	0	0	0	0	0	0	0
				Female	1	1	0	0	0	0	0	0
Grand Total #		3	2	Male #	1	0	0	0	1	0	0	0
Grand Total %			66.7	Male %	33.3	0.0	0.0	0.0	33.3	0.0	0.0	0.0
				Female #	2	1	0	0	1	0	0	0
				Female%	66.7	33.3	0.0	0.0	33.3	0.0	0.0	0.0

Maricopa County Community College District

Glendale Community College

Snapshot Date: 09/30/2017

Workforce Analysis

Organizational Unit: Chemistry

Job Code	JobTitle	Total		Total								
		EMP	MIN	EMP	W	AA	H	A	NA	PI	2+	
2775	Science Lab Tech	2	0	Male	1	1	0	0	0	0	0	0
				Female	1	1	0	0	0	0	0	0
4028	Substitute Pay Day Inst	1	0	Male	0	0	0	0	0	0	0	0
				Female	1	1	0	0	0	0	0	0
4204	Adjunct Faculty Day	5	2	Male	2	1	0	1	0	0	0	0
				Female	3	2	0	0	0	1	0	0
4205	Adjunct Faculty Evening	6	0	Male	4	4	0	0	0	0	0	0
				Female	2	2	0	0	0	0	0	0
7130	Chemistry	9	1	Male	4	4	0	0	0	0	0	0
				Female	5	4	0	0	1	0	0	0
Grand Total #		23	3	Male #	11	10	0	1	0	0	0	0
Grand Total %			13.0	Male %	47.8	43.5	0.0	4.3	0.0	0.0	0.0	0.0
				Female #	12	10	0	0	1	1	0	0
				Female%	52.2	43.5	0.0	0.0	4.3	4.3	0.0	0.0

Maricopa County Community College District

Glendale Community College

Snapshot Date: 09/30/2017

Workforce Analysis

Organizational Unit: Child and Family Studies

Job Code	JobTitle	Total		Total								
		EMP	MIN	EMP	W	AA	H	A	NA	PI	2+	
4204	Adjunct Faculty Day	3	0	Male	1	1	0	0	0	0	0	0
				Female	2	2	0	0	0	0	0	0
8189	Child Family Studies	2	0	Male	0	0	0	0	0	0	0	0
				Female	2	2	0	0	0	0	0	0
819	Information Svcs Computer Tech	1	0	Male	1	1	0	0	0	0	0	0
				Female	0	0	0	0	0	0	0	0
8400	Early Childhood Education	1	0	Male	0	0	0	0	0	0	0	0
				Female	1	1	0	0	0	0	0	0
Grand Total #		7	0	Male #	2	2	0	0	0	0	0	0
Grand Total %			0.0	Male %	28.6	28.6	0.0	0.0	0.0	0.0	0.0	0.0
				Female #	5	5	0	0	0	0	0	0
				Female%	71.4	71.4	0.0	0.0	0.0	0.0	0.0	0.0

Maricopa County Community College District

Glendale Community College

Workforce Analysis

Snapshot Date: 09/30/2017

Organizational Unit: Cisco Networking

Job Code	JobTitle	Total		Total								
		EMP	MIN	EMP	W	AA	H	A	NA	PI	2+	
7305	Electronics	1	1	Male	1	0	0	1	0	0	0	0
				Female	0	0	0	0	0	0	0	
Grand Total #		1	1	Male #	1	0	0	1	0	0	0	0
Grand Total %			100.0	Male %	100.0	0.0	0.0	100.0	0.0	0.0	0.0	0.0
				Female #	0	0	0	0	0	0	0	0
				Female%	0.0	0.0	0.0	0.0	0.0	0.0	0.0	0.0

Maricopa County Community College District

Glendale Community College

Workforce Analysis

Snapshot Date: 09/30/2017

Organizational Unit: College Advancement Services

Job Code	JobTitle	Total		Total								
		EMP	MIN	EMP	W	AA	H	A	NA	PI	2+	
787	Web Tech II	1	1	Male	0	0	0	0	0	0	0	0
				Female	1	0	0	1	0	0	0	0
		Grand Total #	1	Male #	0	0	0	0	0	0	0	0
		Grand Total %	100.0	Male %	0.0	0.0	0.0	0.0	0.0	0.0	0.0	0.0
				Female #	1	0	0	1	0	0	0	0
				Female%	100.0	0.0	0.0	100.0	0.0	0.0	0.0	0.0

Maricopa County Community College District

Glendale Community College

Workforce Analysis

Snapshot Date: 09/30/2017

Organizational Unit: College Application Services

Job Code	JobTitle	Total		Total								
		EMP	MIN	EMP	W	AA	H	A	NA	PI	2+	
1170	Institutional Research Analyst	1	0	Male	0	0	0	0	0	0	0	0
				Female	1	1	0	0	0	0	0	0
1210	Programmer Analyst II	1	0	Male	1	1	0	0	0	0	0	0
				Female	0	0	0	0	0	0	0	0
796	Web Database Applications Dev	1	0	Male	1	1	0	0	0	0	0	0
				Female	0	0	0	0	0	0	0	0
Grand Total #		3	0	Male #	2	2	0	0	0	0	0	0
Grand Total %			0.0	Male %	66.7	66.7	0.0	0.0	0.0	0.0	0.0	0.0
				Female #	1	1	0	0	0	0	0	0
				Female%	33.3	33.3	0.0	0.0	0.0	0.0	0.0	0.0

Maricopa County Community College District

Glendale Community College

Workforce Analysis

Snapshot Date: 09/30/2017

Organizational Unit: College Development

Job Code	JobTitle	Total		Total								
		EMP	MIN	EMP	W	AA	H	A	NA	PI	2+	
2340	Public Relations Asst	1	0	Male	0	0	0	0	0	0	0	0
				Female	1	1	0	0	0	0	0	0
Grand Total #		1	0	Male #	0	0	0	0	0	0	0	
Grand Total %			0.0	Male %	0.0	0.0	0.0	0.0	0.0	0.0	0.0	
				Female #	1	1	0	0	0	0	0	
				Female%	100.0	100.0	0.0	0.0	0.0	0.0	0.0	

Maricopa County Community College District

Glendale Community College

Workforce Analysis

Snapshot Date: 09/30/2017

Organizational Unit: College Network Operations

Job Code	JobTitle	Total		Total								
		EMP	MIN	EMP	W	AA	H	A	NA	PI	2+	
560	Mgr Computer Operations	2	0	Male	1	1	0	0	0	0	0	0
				Female	1	1	0	0	0	0	0	0
Grand Total #		2	0	Male #	1	1	0	0	0	0	0	
Grand Total %			0.0	Male %	50.0	50.0	0.0	0.0	0.0	0.0	0.0	
				Female #	1	1	0	0	0	0	0	
				Female%	50.0	50.0	0.0	0.0	0.0	0.0	0.0	

Maricopa County Community College District

Glendale Community College

Snapshot Date: 09/30/2017

Workforce Analysis

Organizational Unit: College Technology Services

Job Code	JobTitle	Total		Total									
		EMP	MIN	EMP	W	AA	H	A	NA	PI	2+		
2335	Office Coord III	1	0	Male	0	0	0	0	0	0	0	0	0
				Female	1	1	0	0	0	0	0	0	0
2632	Enterprise Application Admin	1	0	Male	1	1	0	0	0	0	0	0	
				Female	0	0	0	0	0	0	0	0	
581	Mgr Media Help Desk	1	0	Male	1	1	0	0	0	0	0	0	
				Female	0	0	0	0	0	0	0	0	
Grand Total #		3	0	Male #	2	2	0	0	0	0	0	0	
Grand Total %			0.0	Male %	66.7	66.7	0.0	0.0	0.0	0.0	0.0	0.0	
				Female #	1	1	0	0	0	0	0	0	
				Female%	33.3	33.3	0.0	0.0	0.0	0.0	0.0	0.0	

Maricopa County Community College District

Glendale Community College

Snapshot Date: 09/30/2017

Workforce Analysis

Organizational Unit: Comm, Fine Arts & Social Scien

Job Code	JobTitle	Total		Total								
		EMP	MIN	EMP	W	AA	H	A	NA	PI	2+	
4028	Substitute Pay Day Inst	1	0	Male	0	0	0	0	0	0	0	0
				Female	1	1	0	0	0	0	0	0
4204	Adjunct Faculty Day	1	0	Male	1	1	0	0	0	0	0	0
				Female	0	0	0	0	0	0	0	0
Grand Total #		2	0	Male #	1	1	0	0	0	0	0	0
Grand Total %			0.0	Male %	50.0	50.0	0.0	0.0	0.0	0.0	0.0	0.0
				Female #	1	1	0	0	0	0	0	0
				Female%	50.0	50.0	0.0	0.0	0.0	0.0	0.0	0.0

Maricopa County Community College District

Glendale Community College

Snapshot Date: 09/30/2017

Workforce Analysis

Organizational Unit: Comm,Reading,ASL,Edu

Job Code	JobTitle	Total		Total								
		EMP	MIN	EMP	W	AA	H	A	NA	PI	2+	
4041	Sign Language INTP No Degree	3	0	Male	0	0	0	0	0	0	0	0
				Female	3	3	0	0	0	0	0	0
4042	Sign Language INTP AAS Degree	3	0	Male	0	0	0	0	0	0	0	0
				Female	3	3	0	0	0	0	0	0
4043	Sign Language INTP BA Degree	5	1	Male	0	0	0	0	0	0	0	0
				Female	5	4	0	0	1	0	0	0
4044	Sign Language INTP MA Degree	3	0	Male	0	0	0	0	0	0	0	0
				Female	3	3	0	0	0	0	0	0
4047	Sign Language INTP ProvisionB	1	1	Male	0	0	0	0	0	0	0	0
				Female	1	0	0	1	0	0	0	0
4204	Adjunct Faculty Day	1	0	Male	0	0	0	0	0	0	0	0
				Female	1	1	0	0	0	0	0	0
Grand Total #		16	2	Male #	0	0	0	0	0	0	0	0
Grand Total %			12.5	Male %	0.0	0.0	0.0	0.0	0.0	0.0	0.0	0.0
				Female #	16	14	0	1	1	0	0	0
				Female%	100.0	87.5	0.0	6.3	6.3	0.0	0.0	0.0

Maricopa County Community College District

Glendale Community College

Snapshot Date: 09/30/2017

Workforce Analysis

Organizational Unit: Communication

Job Code	JobTitle	Total		Total								
		EMP	MIN	EMP	W	AA	H	A	NA	PI	2+	
4028	Substitute Pay Day Inst	1	0	Male	1	1	0	0	0	0	0	0
				Female	0	0	0	0	0	0	0	0
4204	Adjunct Faculty Day	6	2	Male	0	0	0	0	0	0	0	0
				Female	6	4	2	0	0	0	0	0
4205	Adjunct Faculty Evening	10	1	Male	3	3	0	0	0	0	0	0
				Female	7	6	0	1	0	0	0	0
7180	Communication	11	3	Male	4	4	0	0	0	0	0	0
				Female	7	4	3	0	0	0	0	0
8205	Speech Communication	1	0	Male	0	0	0	0	0	0	0	0
				Female	1	1	0	0	0	0	0	0
Grand Total #		29	6	Male #	8	8	0	0	0	0	0	0
Grand Total %			20.7	Male %	27.6	27.6	0.0	0.0	0.0	0.0	0.0	0.0
				Female #	21	15	5	1	0	0	0	0
				Female%	72.4	51.7	17.2	3.4	0.0	0.0	0.0	0.0

Maricopa County Community College District

Glendale Community College

Workforce Analysis

Snapshot Date: 09/30/2017

Organizational Unit: Communication-Fine Arts Div

Job Code	JobTitle	Total		Total								
		EMP	MIN	EMP	W	AA	H	A	NA	PI	2+	
4075	Temp Level 2	1	1	Male	0	0	0	0	0	0	0	0
				Female	1	0	1	0	0	0	0	0
Grand Total #		1	1	Male #	0	0	0	0	0	0	0	0
Grand Total %			100.0	Male %	0.0	0.0	0.0	0.0	0.0	0.0	0.0	0.0
				Female #	1	0	1	0	0	0	0	0
				Female%	100.0	0.0	100.0	0.0	0.0	0.0	0.0	0.0

Maricopa County Community College District

Glendale Community College

Snapshot Date: 09/30/2017

Workforce Analysis

Organizational Unit: Communication-Humanities Div.

Job Code	JobTitle	Total		Total								
		EMP	MIN	EMP	W	AA	H	A	NA	PI	2+	
4075	Temp Level 2	2	2	Male	1	0	1	0	0	0	0	0
				Female	1	0	1	0	0	0	0	0
Grand Total #		2	2	Male #	1	0	1	0	0	0	0	
Grand Total %			100.0	Male %	50.0	0.0	50.0	0.0	0.0	0.0	0.0	
				Female #	1	0	1	0	0	0	0	
				Female%	50.0	0.0	50.0	0.0	0.0	0.0	0.0	

Maricopa County Community College District

Glendale Community College

Snapshot Date: 09/30/2017

Workforce Analysis

Organizational Unit: Communication-INT Trng-ASL

Job Code	JobTitle	Total		Total								
		EMP	MIN	EMP	W	AA	H	A	NA	PI	2+	
4075	Temp Level 2	1	1	Male	1	0	0	1	0	0	0	0
				Female	0	0	0	0	0	0	0	
Grand Total #		1	1	Male #	1	0	0	1	0	0	0	0
Grand Total %			100.0	Male %	100.0	0.0	0.0	100.0	0.0	0.0	0.0	0.0
				Female #	0	0	0	0	0	0	0	0
				Female%	0.0	0.0	0.0	0.0	0.0	0.0	0.0	0.0

Maricopa County Community College District

Glendale Community College

Snapshot Date: 09/30/2017

Workforce Analysis

Organizational Unit: Communication/Fine Arts Div

Job Code	JobTitle	Total		Total								
		EMP	MIN	EMP	W	AA	H	A	NA	PI	2+	
7550	Music	1	0	Male	1	1	0	0	0	0	0	0
				Female	0	0	0	0	0	0	0	0
Grand Total #		1	0	Male #	1	1	0	0	0	0	0	0
Grand Total %			0.0	Male %	100.0	100.0	0.0	0.0	0.0	0.0	0.0	0.0
				Female #	0	0	0	0	0	0	0	0
				Female%	0.0	0.0	0.0	0.0	0.0	0.0	0.0	0.0

Maricopa County Community College District

Glendale Community College

Workforce Analysis

Snapshot Date: 09/30/2017

Organizational Unit: Communication/Humanities Div.

Job Code	JobTitle	Total		Total								
		EMP	MIN	EMP	W	AA	H	A	NA	PI	2+	
4075	Temp Level 2	1	1	Male	1	0	0	0	1	0	0	0
				Female	0	0	0	0	0	0	0	
Grand Total #		1	1	Male #	1	0	0	0	1	0	0	0
Grand Total %			100.0	Male %	100.0	0.0	0.0	0.0	100.0	0.0	0.0	0.0
				Female #	0	0	0	0	0	0	0	0
				Female%	0.0	0.0	0.0	0.0	0.0	0.0	0.0	0.0

Maricopa County Community College District

Glendale Community College

Workforce Analysis

Snapshot Date: 09/30/2017

Organizational Unit: Communication/Performing Arts

Job Code	JobTitle	Total		Total								
		EMP	MIN	EMP	W	AA	H	A	NA	PI	2+	
4075	Temp Level 2	1	0	Male	1	1	0	0	0	0	0	0
				Female	0	0	0	0	0	0	0	0
Grand Total #		1	0	Male #	1	1	0	0	0	0	0	
Grand Total %			0.0	Male %	100.0	100.0	0.0	0.0	0.0	0.0	0.0	
				Female #	0	0	0	0	0	0	0	
				Female%	0.0	0.0	0.0	0.0	0.0	0.0	0.0	

Maricopa County Community College District

Glendale Community College

Workforce Analysis

Snapshot Date: 09/30/2017

Organizational Unit: Communication/PR Team

Job Code	JobTitle	Total		Total								
		EMP	MIN	EMP	W	AA	H	A	NA	PI	2+	
4075	Temp Level 2	1	1	Male	0	0	0	0	0	0	0	0
				Female	1	0	0	1	0	0	0	0
Grand Total #		1	1	Male #	0	0	0	0	0	0	0	0
Grand Total %			100.0	Male %	0.0	0.0	0.0	0.0	0.0	0.0	0.0	0.0
				Female #	1	0	0	1	0	0	0	0
				Female%	100.0	0.0	0.0	100.0	0.0	0.0	0.0	0.0

Maricopa County Community College District

Glendale Community College

Snapshot Date: 09/30/2017

Workforce Analysis

Organizational Unit: Comp Creative Writing and Lit

Job Code	JobTitle	Total		Total								
		EMP	MIN	EMP	W	AA	H	A	NA	PI	2+	
4037	Student Lrning Facilitator II	3	0	Male	1	1	0	0	0	0	0	0
				Female	2	2	0	0	0	0	0	0
4076	Temp Level 3	38	10	Male	8	6	0	1	1	0	0	0
				Female	30	22	1	6	1	0	0	0
4367	Temp Level 4	1	0	Male	1	1	0	0	0	0	0	0
				Female	0	0	0	0	0	0	0	0
Grand Total #		42	10	Male #	10	8	0	1	1	0	0	0
Grand Total %			23.8	Male %	23.8	19.0	0.0	2.4	2.4	0.0	0.0	0.0
				Female #	32	24	1	6	1	0	0	0
				Female%	76.2	57.1	2.4	14.3	2.4	0.0	0.0	0.0

Maricopa County Community College District

Glendale Community College

Workforce Analysis

Snapshot Date: 09/30/2017

Organizational Unit: Computer Information Systems

Job Code	JobTitle	Total		Total								
		EMP	MIN	EMP	W	AA	H	A	NA	PI	2+	
1108	Systems Admin I	1	0	Male	1	1	0	0	0	0	0	0
				Female	0	0	0	0	0	0	0	0
Grand Total #		1	0	Male #	1	1	0	0	0	0	0	
Grand Total %			0.0	Male %	100.0	100.0	0.0	0.0	0.0	0.0	0.0	
				Female #	0	0	0	0	0	0	0	
				Female%	0.0	0.0	0.0	0.0	0.0	0.0	0.0	

Maricopa County Community College District

Glendale Community College

Snapshot Date: 09/30/2017

Workforce Analysis

Organizational Unit: Counseling

Job Code	JobTitle	Total		Total								
		EMP	MIN	EMP	W	AA	H	A	NA	PI	2+	
2590	Program Advisor	1	1	Male	0	0	0	0	0	0	0	0
				Female	1	0	1	0	0	0	0	0
2730	Admin Secretary III	2	1	Male	0	0	0	0	0	0	0	0
				Female	2	1	0	1	0	0	0	0
4025	Service Fac Hrly Day	1	0	Male	0	0	0	0	0	0	0	0
				Female	1	1	0	0	0	0	0	0
4027	Service Fac Hrly Evening	11	2	Male	0	0	0	0	0	0	0	0
				Female	11	9	0	2	0	0	0	0
4204	Adjunct Faculty Day	15	2	Male	6	4	1	1	0	0	0	0
				Female	9	9	0	0	0	0	0	0
4205	Adjunct Faculty Evening	5	0	Male	1	1	0	0	0	0	0	0
				Female	4	4	0	0	0	0	0	0
7200	Counselor	7	4	Male	3	1	0	2	0	0	0	0
				Female	4	2	0	2	0	0	0	0
Grand Total #		42	10	Male #	10	6	1	3	0	0	0	0
Grand Total %			23.8	Male %	23.8	14.3	2.4	7.1	0.0	0.0	0.0	0.0
				Female #	32	26	1	5	0	0	0	0
				Female%	76.2	61.9	2.4	11.9	0.0	0.0	0.0	0.0

Maricopa County Community College District

Glendale Community College

Workforce Analysis

Snapshot Date: 09/30/2017

Organizational Unit: Counseling & Guidance

Job Code	JobTitle	Total		Total								
		EMP	MIN	EMP	W	AA	H	A	NA	PI	2+	
4204	Adjunct Faculty Day	1	0	Male	0	0	0	0	0	0	0	0
				Female	1	1	0	0	0	0	0	0
Grand Total #		1	0	Male #	0	0	0	0	0	0	0	0
Grand Total %			0.0	Male %	0.0	0.0	0.0	0.0	0.0	0.0	0.0	0.0
				Female #	1	1	0	0	0	0	0	0
				Female%	100.0	100.0	0.0	0.0	0.0	0.0	0.0	0.0

Maricopa County Community College District

Glendale Community College

Snapshot Date: 09/30/2017

Workforce Analysis

Organizational Unit: Criminal Jus,ER Response&Legal

Job Code	JobTitle	Total		Total									
		EMP	MIN	EMP	W	AA	H	A	NA	PI	2+		
4080	Temp MAT Equiv Grade 16	1	0	Male	1	1	0	0	0	0	0	0	0
				Female	0	0	0	0	0	0	0	0	0
4106	EMT Lab Tutor Paramdc Cert	17	3	Male	15	12	0	3	0	0	0	0	
				Female	2	2	0	0	0	0	0	0	
4109	Paramedic Class Lab Tutor	27	4	Male	22	19	1	2	0	0	0	0	
				Female	5	4	0	1	0	0	0	0	
4205	Adjunct Faculty Evening	1	0	Male	1	1	0	0	0	0	0	0	
				Female	0	0	0	0	0	0	0	0	
Grand Total #		46	7	Male #	39	33	1	5	0	0	0	0	
Grand Total %			15.2	Male %	84.8	71.7	2.2	10.9	0.0	0.0	0.0	0.0	
				Female #	7	6	0	1	0	0	0	0	
				Female%	15.2	13.0	0.0	2.2	0.0	0.0	0.0	0.0	

Maricopa County Community College District

Glendale Community College

Snapshot Date: 09/30/2017

Workforce Analysis

Organizational Unit: Ctr for Comm & Civic Engagemnt

Job Code	JobTitle	Total		Total								
		EMP	MIN	EMP	W	AA	H	A	NA	PI	2+	
4075	Temp Level 2	2	1	Male	2	1	0	0	1	0	0	0
				Female	0	0	0	0	0	0	0	
Grand Total #		2	1	Male #	2	1	0	0	1	0	0	0
Grand Total %			50.0	Male %	100.0	50.0	0.0	0.0	50.0	0.0	0.0	0.0
				Female #	0	0	0	0	0	0	0	0
				Female%	0.0	0.0	0.0	0.0	0.0	0.0	0.0	0.0

Maricopa County Community College District

Glendale Community College

Snapshot Date: 09/30/2017

Workforce Analysis

Organizational Unit: Ctr for Teach,Lng, Engagement2

Job Code	JobTitle	Total		Total								
		EMP	MIN	EMP	W	AA	H	A	NA	PI	2+	
4075	Temp Level 2	3	0	Male	3	3	0	0	0	0	0	0
				Female	0	0	0	0	0	0	0	0
7480	Librarian	1	1	Male	1	0	0	0	1	0	0	0
				Female	0	0	0	0	0	0	0	0
Grand Total #		4	1	Male #	4	3	0	0	1	0	0	0
Grand Total %			25.0	Male %	100.0	75.0	0.0	0.0	25.0	0.0	0.0	0.0
				Female #	0	0	0	0	0	0	0	0
				Female%	0.0	0.0	0.0	0.0	0.0	0.0	0.0	0.0

Maricopa County Community College District

Glendale Community College

Snapshot Date: 09/30/2017

Workforce Analysis

Organizational Unit: Ctr. Teaching, Learning/Tech.

Job Code	JobTitle	Total		Total								
		EMP	MIN	EMP	W	AA	H	A	NA	PI	2+	
4075	Temp Level 2	2	0	Male	2	2	0	0	0	0	0	0
				Female	0	0	0	0	0	0	0	0
Grand Total #		2	0	Male #	2	2	0	0	0	0	0	
Grand Total %			0.0	Male %	100.0	100.0	0.0	0.0	0.0	0.0	0.0	
				Female #	0	0	0	0	0	0	0	
				Female%	0.0	0.0	0.0	0.0	0.0	0.0	0.0	

Maricopa County Community College District

Glendale Community College

Snapshot Date: 09/30/2017

Workforce Analysis

Organizational Unit: Cultural Science

Job Code	JobTitle	Total		Total								
		EMP	MIN	EMP	W	AA	H	A	NA	PI	2+	
7370	Geography	1	0	Male	1	1	0	0	0	0	0	0
				Female	0	0	0	0	0	0	0	0
Grand Total #		1	0	Male #	1	1	0	0	0	0	0	
Grand Total %			0.0	Male %	100.0	100.0	0.0	0.0	0.0	0.0	0.0	
				Female #	0	0	0	0	0	0	0	
				Female%	0.0	0.0	0.0	0.0	0.0	0.0	0.0	

Maricopa County Community College District

Glendale Community College

Workforce Analysis

Snapshot Date: 09/30/2017

Organizational Unit: Curriculum Office

Job Code	JobTitle	Total		Total								
		EMP	MIN	EMP	W	AA	H	A	NA	PI	2+	
856	Coord College Curriculum	1	0	Male	0	0	0	0	0	0	0	0
				Female	1	1	0	0	0	0	0	0
Grand Total #		1	0	Male #	0	0	0	0	0	0	0	0
Grand Total %			0.0	Male %	0.0	0.0	0.0	0.0	0.0	0.0	0.0	0.0
				Female #	1	1	0	0	0	0	0	0
				Female%	100.0	100.0	0.0	0.0	0.0	0.0	0.0	0.0

Maricopa County Community College District

Glendale Community College

Workforce Analysis

Snapshot Date: 09/30/2017

Organizational Unit: Dance

Job Code	JobTitle	Total		Total								
		EMP	MIN	EMP	W	AA	H	A	NA	PI	2+	
4204	Adjunct Faculty Day	1	0	Male	0	0	0	0	0	0	0	0
				Female	1	1	0	0	0	0	0	0
Grand Total #		1	0	Male #	0	0	0	0	0	0	0	0
Grand Total %			0.0	Male %	0.0	0.0	0.0	0.0	0.0	0.0	0.0	0.0
				Female #	1	1	0	0	0	0	0	0
				Female%	100.0	100.0	0.0	0.0	0.0	0.0	0.0	0.0

Maricopa County Community College District

Glendale Community College

Snapshot Date: 09/30/2017

Workforce Analysis

Organizational Unit: Dean Acad Planning & Projects

Job Code	JobTitle	Total		Total									
		EMP	MIN	EMP	W	AA	H	A	NA	PI	2+		
1123	Coord Dual Enrollment	1	0	Male	0	0	0	0	0	0	0	0	0
				Female	1	1	0	0	0	0	0	0	0
2305	Admin Asst I	1	0	Male	0	0	0	0	0	0	0	0	
				Female	1	1	0	0	0	0	0	0	
6372	Instructional Media Developer	1	0	Male	0	0	0	0	0	0	0	0	
				Female	1	1	0	0	0	0	0	0	
Grand Total #		3	0	Male #	0	0	0	0	0	0	0	0	
Grand Total %			0.0	Male %	0.0	0.0	0.0	0.0	0.0	0.0	0.0	0.0	
				Female #	3	3	0	0	0	0	0	0	
				Female%	100.0	100.0	0.0	0.0	0.0	0.0	0.0	0.0	

**Maricopa County Community College District
Glendale Community College
Workforce Analysis**

Snapshot Date: 09/30/2017

Organizational Unit: Dean Academic Affairs

Job Code	JobTitle	Total		Total								
		EMP	MIN	EMP	W	AA	H	A	NA	PI	2+	
1055	Articulation Spec HS	1	0	Male	0	0	0	0	0	0	0	0
				Female	1	1	0	0	0	0	0	0
511	Dir Testing Svcs	1	0	Male	0	0	0	0	0	0	0	0
				Female	1	1	0	0	0	0	0	0
7030	Anthropology	1	0	Male	1	1	0	0	0	0	0	0
				Female	0	0	0	0	0	0	0	0
7500	Mathematics	2	0	Male	1	1	0	0	0	0	0	0
				Female	1	1	0	0	0	0	0	0
8000	Philosophy	1	0	Male	1	1	0	0	0	0	0	0
				Female	0	0	0	0	0	0	0	0
8319	English Humanities	1	0	Male	1	1	0	0	0	0	0	0
				Female	0	0	0	0	0	0	0	0
Grand Total #		7	0	Male #	4	4	0	0	0	0	0	0
Grand Total %			0.0	Male %	57.1	57.1	0.0	0.0	0.0	0.0	0.0	0.0
				Female #	3	3	0	0	0	0	0	0
				Female%	42.9	42.9	0.0	0.0	0.0	0.0	0.0	0.0

Maricopa County Community College District

Glendale Community College

Snapshot Date: 09/30/2017

Workforce Analysis

Organizational Unit: Dean of Instruction - Arts&Sci

Job Code	JobTitle	Total		Total								
		EMP	MIN	EMP	W	AA	H	A	NA	PI	2+	
2335	Office Coord III	1	1	Male	0	0	0	0	0	0	0	0
				Female	1	0	0	1	0	0	0	0
2565	Exec Secretary I	1	0	Male	0	0	0	0	0	0	0	0
				Female	1	1	0	0	0	0	0	0
2730	Admin Secretary III	1	0	Male	0	0	0	0	0	0	0	0
				Female	1	1	0	0	0	0	0	0
7090	Biology	1	0	Male	0	0	0	0	0	0	0	0
				Female	1	1	0	0	0	0	0	0
7130	Chemistry	1	0	Male	0	0	0	0	0	0	0	0
				Female	1	1	0	0	0	0	0	0
7200	Counselor	1	1	Male	0	0	0	0	0	0	0	0
				Female	1	0	0	1	0	0	0	0
7550	Music	1	0	Male	1	1	0	0	0	0	0	0
				Female	0	0	0	0	0	0	0	0
8110	Physics	1	0	Male	1	1	0	0	0	0	0	0
				Female	0	0	0	0	0	0	0	0
8140	Psychology	1	1	Male	1	0	0	1	0	0	0	0
				Female	0	0	0	0	0	0	0	0
8205	Speech Communication	1	1	Male	1	0	1	0	0	0	0	0
				Female	0	0	0	0	0	0	0	0
Grand Total #		10	4	Male #	4	2	1	1	0	0	0	0
Grand Total %			40.0	Male %	40.0	20.0	10.0	10.0	0.0	0.0	0.0	0.0
				Female #	6	4	0	2	0	0	0	0
				Female%	60.0	40.0	0.0	20.0	0.0	0.0	0.0	0.0

Maricopa County Community College District

Glendale Community College

Snapshot Date: 09/30/2017

Workforce Analysis

Organizational Unit: Dean of Instruction-Occupn Pgm

Job Code	JobTitle	Total		Total								
		EMP	MIN	EMP	W	AA	H	A	NA	PI	2+	
2730	Admin Secretary III	1	1	Male	0	0	0	0	0	0	0	0
				Female	1	0	0	0	0	0	1	0
7000	Admin of Justice	1	0	Male	1	1	0	0	0	0	0	0
				Female	0	0	0	0	0	0	0	0
7205	Computer Information Systems	1	0	Male	1	1	0	0	0	0	0	0
				Female	0	0	0	0	0	0	0	0
7560	Nursing	1	0	Male	0	0	0	0	0	0	0	0
				Female	1	1	0	0	0	0	0	0
8421	Nutrition	1	1	Male	0	0	0	0	0	0	0	0
				Female	1	0	0	1	0	0	0	0
8483	Art History	1	0	Male	0	0	0	0	0	0	0	0
				Female	1	1	0	0	0	0	0	0
8868	Health P E Recreation	1	0	Male	0	0	0	0	0	0	0	0
				Female	1	1	0	0	0	0	0	0
9020	Dir Community Partnership Prog	1	1	Male	0	0	0	0	0	0	0	0
				Female	1	0	0	1	0	0	0	0
Grand Total #		8	3	Male #	2	2	0	0	0	0	0	0
Grand Total %			37.5	Male %	25.0	25.0	0.0	0.0	0.0	0.0	0.0	0.0
				Female #	6	3	0	2	0	1	0	0
				Female%	75.0	37.5	0.0	25.0	0.0	12.5	0.0	0.0

Maricopa County Community College District

Glendale Community College

Snapshot Date: 09/30/2017

Workforce Analysis

Organizational Unit: Dean, Enrollment Services

Job Code	JobTitle	Total		Total								
		EMP	MIN	EMP	W	AA	H	A	NA	PI	2+	
951	Asst Dir Financial Aid	1	1	Male	0	0	0	0	0	0	0	0
				Female	1	0	0	1	0	0	0	0
9668	Dir Intl Educ Prog	1	1	Male	0	0	0	0	0	0	0	0
				Female	1	0	0	1	0	0	0	0
970	Supv Admissions Regist Records	1	0	Male	0	0	0	0	0	0	0	0
				Female	1	1	0	0	0	0	0	0
Grand Total #		3	2	Male #	0	0	0	0	0	0	0	0
Grand Total %			66.7	Male %	0.0	0.0	0.0	0.0	0.0	0.0	0.0	0.0
				Female #	3	1	0	2	0	0	0	0
				Female%	100.0	33.3	0.0	66.7	0.0	0.0	0.0	0.0

Maricopa County Community College District

Glendale Community College

Snapshot Date: 09/30/2017

Workforce Analysis

Organizational Unit: Desktop Media Support

Job Code	JobTitle	Total		Total								
		EMP	MIN	EMP	W	AA	H	A	NA	PI	2+	
2706	Help Desk Analyst	4	1	Male	2	2	0	0	0	0	0	0
				Female	2	1	0	0	1	0	0	0
Grand Total #		4	1	Male #	2	2	0	0	0	0	0	0
Grand Total %			25.0	Male %	50.0	50.0	0.0	0.0	0.0	0.0	0.0	0.0
				Female #	2	1	0	0	1	0	0	0
				Female%	50.0	25.0	0.0	0.0	25.0	0.0	0.0	0.0

Maricopa County Community College District

Glendale Community College

Snapshot Date: 09/30/2017

Workforce Analysis

Organizational Unit: Director - Skill Center

Job Code	JobTitle	Total		Total								
		EMP	MIN	EMP	W	AA	H	A	NA	PI	2+	
4022	Non Credit Instr Hrly	7	3	Male	1	0	0	1	0	0	0	0
				Female	6	4	0	2	0	0	0	0
4359	Non Credit Instruction	5	1	Male	1	1	0	0	0	0	0	0
				Female	4	3	1	0	0	0	0	0
Grand Total #		12	4	Male #	2	1	0	1	0	0	0	0
Grand Total %			33.3	Male %	16.7	8.3	0.0	8.3	0.0	0.0	0.0	0.0
				Female #	10	7	1	2	0	0	0	0
				Female%	83.3	58.3	8.3	16.7	0.0	0.0	0.0	0.0

Maricopa County Community College District

Glendale Community College

Snapshot Date: 09/30/2017

Workforce Analysis

Organizational Unit: Director Admissions, Reg&Rec

Job Code	JobTitle	Total		Total									
		EMP	MIN	EMP	W	AA	H	A	NA	PI	2+		
1457	Student Svcs Spec	2	1	Male	1	0	0	1	0	0	0	0	
				Female	1	1	0	0	0	0	0		
2335	Office Coord III	2	1	Male	1	0	0	1	0	0	0	0	
				Female	1	1	0	0	0	0	0		
2510	Admissions Records Tech II	2	0	Male	0	0	0	0	0	0	0	0	
				Female	2	2	0	0	0	0	0		
Grand Total #		6	2	Male #	2	0	0	2	0	0	0	0	
Grand Total %			33.3	Male %	33.3	0.0	0.0	33.3	0.0	0.0	0.0	0.0	
				Female #	4	4	0	0	0	0	0	0	
				Female%	66.7	66.7	0.0	0.0	0.0	0.0	0.0	0.0	

Maricopa County Community College District

Glendale Community College

Snapshot Date: 09/30/2017

Workforce Analysis

Organizational Unit: Disability Resources & Services

Job Code	Job Title	Total		Total								
		EMP	MIN	EMP	W	AA	H	A	NA	PI	2+	
1457	Student Svcs Spec	2	1	Male	0	0	0	0	0	0	0	0
				Female	2	1	0	1	0	0	0	0
178	Supv Interpret Svc for the Deaf	1	0	Male	0	0	0	0	0	0	0	0
				Female	1	1	0	0	0	0	0	0
Grand Total #		3	1	Male #	0	0	0	0	0	0	0	0
Grand Total %			33.3	Male %	0.0	0.0	0.0	0.0	0.0	0.0	0.0	0.0
				Female #	3	2	0	1	0	0	0	0
				Female%	100.0	66.7	0.0	33.3	0.0	0.0	0.0	0.0

Maricopa County Community College District

Glendale Community College

Workforce Analysis

Snapshot Date: 09/30/2017

Organizational Unit: DL Teaching & Learning

Job Code	JobTitle	Total		Total								
		EMP	MIN	EMP	W	AA	H	A	NA	PI	2+	
4071	Specially Funded	1	1	Male	1	0	0	1	0	0	0	0
				Female	0	0	0	0	0	0	0	
Grand Total #		1	1	Male #	1	0	0	1	0	0	0	0
Grand Total %			100.0	Male %	100.0	0.0	0.0	100.0	0.0	0.0	0.0	0.0
				Female #	0	0	0	0	0	0	0	0
				Female%	0.0	0.0	0.0	0.0	0.0	0.0	0.0	0.0

Maricopa County Community College District

Glendale Community College

Workforce Analysis

Snapshot Date: 09/30/2017

Organizational Unit: Drafting

Job Code	JobTitle	Total		Total									
		EMP	MIN	EMP	W	AA	H	A	NA	PI	2+		
4205	Adjunct Faculty Evening	4	0	Male	4	4	0	0	0	0	0	0	0
				Female	0	0	0	0	0	0	0	0	0
6421	Computer Aided Drafting Design	1	0	Male	0	0	0	0	0	0	0	0	0
				Female	1	1	0	0	0	0	0	0	0
6422	Comp Aided Draft Interior Des	1	0	Male	0	0	0	0	0	0	0	0	0
				Female	1	1	0	0	0	0	0	0	0
819	Information Svcs Computer Tech	1	1	Male	1	0	0	0	0	0	0	1	0
				Female	0	0	0	0	0	0	0	0	0
Grand Total #		7	1	Male #	5	4	0	0	0	0	0	1	0
Grand Total %			14.3	Male %	71.4	57.1	0.0	0.0	0.0	0.0	0.0	14.3	0.0
				Female #	2	2	0	0	0	0	0	0	0
				Female%	28.6	28.6	0.0	0.0	0.0	0.0	0.0	0.0	0.0

Maricopa County Community College District

Glendale Community College

Snapshot Date: 09/30/2017

Workforce Analysis

Organizational Unit: Early Outreach

Job Code	JobTitle	Total		Total								
		EMP	MIN	EMP	W	AA	H	A	NA	PI	2+	
1457	Student Svcs Spec	2	1	Male	1	1	0	0	0	0	0	0
				Female	1	0	0	1	0	0	0	0
2590	Program Advisor	2	2	Male	2	0	1	1	0	0	0	0
				Female	0	0	0	0	0	0	0	0
Grand Total #		4	3	Male #	3	1	1	1	0	0	0	0
Grand Total %			75.0	Male %	75.0	25.0	25.0	25.0	0.0	0.0	0.0	0.0
				Female #	1	0	0	1	0	0	0	0
				Female%	25.0	0.0	0.0	25.0	0.0	0.0	0.0	0.0

Maricopa County Community College District

Glendale Community College

Snapshot Date: 09/30/2017

Workforce Analysis

Organizational Unit: Educational Cntr-Inst

Job Code	JobTitle	Total		Total								
		EMP	MIN	EMP	W	AA	H	A	NA	PI	2+	
4077	Temp MAT Equiv Grade 13	1	0	Male	0	0	0	0	0	0	0	0
				Female	1	1	0	0	0	0	0	0
Grand Total #		1	0	Male #	0	0	0	0	0	0	0	0
Grand Total %			0.0	Male %	0.0	0.0	0.0	0.0	0.0	0.0	0.0	0.0
				Female #	1	1	0	0	0	0	0	0
				Female%	100.0	100.0	0.0	0.0	0.0	0.0	0.0	0.0

Maricopa County Community College District

Glendale Community College

Workforce Analysis

Snapshot Date: 09/30/2017

Organizational Unit: Educational Specialized Svcs

Job Code	JobTitle	Total		Total								
		EMP	MIN	EMP	W	AA	H	A	NA	PI	2+	
4035	Tutor	7	2	Male	3	3	0	0	0	0	0	0
				Female	4	2	0	2	0	0	0	0
Grand Total #		7	2	Male #	3	3	0	0	0	0	0	0
Grand Total %			28.6	Male %	42.9	42.9	0.0	0.0	0.0	0.0	0.0	0.0
				Female #	4	2	0	2	0	0	0	0
				Female%	57.1	28.6	0.0	28.6	0.0	0.0	0.0	0.0

**Maricopa County Community College District
Glendale Community College
Workforce Analysis**

Snapshot Date: 09/30/2017

Organizational Unit: Electronics

Job Code	JobTitle	Total		Total								
		EMP	MIN	EMP	W	AA	H	A	NA	PI	2+	
2535	Computer Maint Tech	1	0	Male	1	1	0	0	0	0	0	0
				Female	0	0	0	0	0	0	0	0
4204	Adjunct Faculty Day	1	0	Male	0	0	0	0	0	0	0	0
				Female	1	1	0	0	0	0	0	0
4205	Adjunct Faculty Evening	1	0	Male	1	1	0	0	0	0	0	0
				Female	0	0	0	0	0	0	0	0
7205	Computer Information Systems	1	0	Male	0	0	0	0	0	0	0	0
				Female	1	1	0	0	0	0	0	0
7305	Electronics	1	1	Male	1	0	0	0	1	0	0	0
				Female	0	0	0	0	0	0	0	0
8033	Engineering Electronics	1	0	Male	1	1	0	0	0	0	0	0
				Female	0	0	0	0	0	0	0	0
Grand Total #		6	1	Male #	4	3	0	0	1	0	0	0
Grand Total %			16.7	Male %	66.7	50.0	0.0	0.0	16.7	0.0	0.0	0.0
				Female #	2	2	0	0	0	0	0	0
				Female%	33.3	33.3	0.0	0.0	0.0	0.0	0.0	0.0

Maricopa County Community College District

Glendale Community College

Snapshot Date: 09/30/2017

Workforce Analysis

Organizational Unit: Emergency Medi Technology

Job Code	JobTitle	Total		Total								
		EMP	MIN	EMP	W	AA	H	A	NA	PI	2+	
4109	Paramedic Class Lab Tutor	1	0	Male	1	1	0	0	0	0	0	0
				Female	0	0	0	0	0	0	0	0
Grand Total #		1	0	Male #	1	1	0	0	0	0	0	0
Grand Total %			0.0	Male %	100.0	100.0	0.0	0.0	0.0	0.0	0.0	0.0
				Female #	0	0	0	0	0	0	0	0
				Female%	0.0	0.0	0.0	0.0	0.0	0.0	0.0	0.0

Maricopa County Community College District

Glendale Community College

Snapshot Date: 09/30/2017

Workforce Analysis

Organizational Unit: Emergency Medical Tech

Job Code	JobTitle	Total		Total								
		EMP	MIN	EMP	W	AA	H	A	NA	PI	2+	
2640	Public Safety Svcs Lab Tech	1	0	Male	0	0	0	0	0	0	0	0
				Female	1	1	0	0	0	0	0	0
4105	EMT Lab Tutor EMT Cert	7	1	Male	6	5	0	1	0	0	0	0
				Female	1	1	0	0	0	0	0	0
4106	EMT Lab Tutor Paramdc Cert	3	0	Male	1	1	0	0	0	0	0	0
				Female	2	2	0	0	0	0	0	0
4204	Adjunct Faculty Day	9	1	Male	8	7	0	1	0	0	0	0
				Female	1	1	0	0	0	0	0	0
4205	Adjunct Faculty Evening	2	0	Male	2	2	0	0	0	0	0	0
				Female	0	0	0	0	0	0	0	0
4347	Admin in Charge	1	0	Male	1	1	0	0	0	0	0	0
				Female	0	0	0	0	0	0	0	0
7310	Emergency Medical Tech	1	1	Male	1	0	0	1	0	0	0	0
				Female	0	0	0	0	0	0	0	0
Grand Total #		24	3	Male #	19	16	0	3	0	0	0	0
Grand Total %			12.5	Male %	79.2	66.7	0.0	12.5	0.0	0.0	0.0	0.0
				Female #	5	5	0	0	0	0	0	0
				Female%	20.8	20.8	0.0	0.0	0.0	0.0	0.0	0.0

Maricopa County Community College District

Glendale Community College

Snapshot Date: 09/30/2017

Workforce Analysis

Organizational Unit: EMT Perm Staff

Job Code	JobTitle	Total		Total									
		EMP	MIN	EMP	W	AA	H	A	NA	PI	2+		
7310	Emergency Medical Tech	1	0	Male	1	1	0	0	0	0	0	0	0
				Female	0	0	0	0	0	0	0	0	0
8056	Fire Science EMT	1	0	Male	1	1	0	0	0	0	0	0	0
				Female	0	0	0	0	0	0	0	0	0
Grand Total #		2	0	Male #	2	2	0	0	0	0	0	0	
Grand Total %			0.0	Male %	100.0	100.0	0.0	0.0	0.0	0.0	0.0	0.0	
				Female #	0	0	0	0	0	0	0	0	
				Female%	0.0	0.0	0.0	0.0	0.0	0.0	0.0	0.0	

Maricopa County Community College District

Glendale Community College

Snapshot Date: 09/30/2017

Workforce Analysis

Organizational Unit: EMT-Fire Science

Job Code	JobTitle	Total		Total								
		EMP	MIN	EMP	W	AA	H	A	NA	PI	2+	
4107	Fire Academy Lab Tutor	12	1	Male	12	11	1	0	0	0	0	0
				Female	0	0	0	0	0	0	0	
4108	Fire Recruit Instructor	23	8	Male	22	15	1	6	0	0	0	0
				Female	1	0	0	0	1	0	0	
4368	Fire Equipment Operator	10	2	Male	9	7	1	1	0	0	0	0
				Female	1	1	0	0	0	0	0	
Grand Total #		45	11	Male #	43	33	3	7	0	0	0	0
Grand Total %			24.4	Male %	95.6	73.3	6.7	15.6	0.0	0.0	0.0	0.0
				Female #	2	1	0	0	1	0	0	0
				Female%	4.4	2.2	0.0	0.0	2.2	0.0	0.0	0.0

Maricopa County Community College District

Glendale Community College

Snapshot Date: 09/30/2017

Workforce Analysis

Organizational Unit: English

Job Code	JobTitle	Total		Total								
		EMP	MIN	EMP	W	AA	H	A	NA	PI	2+	
4205	Adjunct Faculty Evening	2	1	Male	1	1	0	0	0	0	0	0
				Female	1	0	0	0	0	1	0	0
7320	English	1	0	Male	0	0	0	0	0	0	0	0
				Female	1	1	0	0	0	0	0	0
Grand Total #		3	1	Male #	1	1	0	0	0	0	0	0
Grand Total %			33.3	Male %	33.3	33.3	0.0	0.0	0.0	0.0	0.0	0.0
				Female #	2	1	0	0	0	1	0	0
				Female%	66.7	33.3	0.0	0.0	0.0	33.3	0.0	0.0

**Maricopa County Community College District
Glendale Community College
Workforce Analysis**

Snapshot Date: 09/30/2017

Organizational Unit: English-Reading-Journalism

Job Code	JobTitle	Total		Total									
		EMP	MIN	EMP	W	AA	H	A	NA	PI	2+		
4028	Substitute Pay Day Inst	1	0	Male	0	0	0	0	0	0	0	0	0
				Female	1	1	0	0	0	0	0	0	0
4204	Adjunct Faculty Day	37	5	Male	9	7	0	1	0	1	0	0	
				Female	28	25	0	3	0	0	0	0	
4205	Adjunct Faculty Evening	40	5	Male	12	11	0	1	0	0	0	0	
				Female	28	24	0	4	0	0	0	0	
530	Instructional Designer	1	0	Male	0	0	0	0	0	0	0	0	
				Female	1	1	0	0	0	0	0	0	
7320	English	3	0	Male	2	2	0	0	0	0	0	0	
				Female	1	1	0	0	0	0	0	0	
Grand Total #		82	10	Male #	23	20	0	2	0	1	0	0	
Grand Total %			12.2	Male %	28.0	24.4	0.0	2.4	0.0	1.2	0.0	0.0	
				Female #	59	52	0	7	0	0	0	0	
				Female%	72.0	63.4	0.0	8.5	0.0	0.0	0.0	0.0	

**Maricopa County Community College District
Glendale Community College
Workforce Analysis**

Snapshot Date: 09/30/2017

Organizational Unit: English/Reading/Journalism

Job Code	JobTitle	Total		Total									
		EMP	MIN	EMP	W	AA	H	A	NA	PI	2+		
3110	Admin Secretary I	1	0	Male	0	0	0	0	0	0	0	0	0
				Female	1	1	0	0	0	0	0	0	0
7320	English	20	5	Male	6	6	0	0	0	0	0	0	0
				Female	14	9	1	3	1	0	0	0	0
7776	English ESL	6	1	Male	2	1	0	1	0	0	0	0	0
				Female	4	4	0	0	0	0	0	0	0
8150	Reading	6	2	Male	1	1	0	0	0	0	0	0	0
				Female	5	3	0	1	1	0	0	0	0
8337	Journalism	1	0	Male	0	0	0	0	0	0	0	0	0
				Female	1	1	0	0	0	0	0	0	0
Grand Total #		34	8	Male #	9	8	0	1	0	0	0	0	0
Grand Total %			23.5	Male %	26.5	23.5	0.0	2.9	0.0	0.0	0.0	0.0	0.0
				Female #	25	18	1	4	2	0	0	0	0
				Female%	73.5	52.9	2.9	11.8	5.9	0.0	0.0	0.0	0.0

Maricopa County Community College District

Glendale Community College

Workforce Analysis

Snapshot Date: 09/30/2017

Organizational Unit: Enrollment Management

Job Code	JobTitle	Total		Total								
		EMP	MIN	EMP	W	AA	H	A	NA	PI	2+	
4075	Temp Level 2	4	2	Male	0	0	0	0	0	0	0	0
				Female	4	2	0	1	1	0	0	0
Grand Total #		4	2	Male #	0	0	0	0	0	0	0	0
Grand Total %			50.0	Male %	0.0	0.0	0.0	0.0	0.0	0.0	0.0	0.0
				Female #	4	2	0	1	1	0	0	0
				Female%	100.0	50.0	0.0	25.0	25.0	0.0	0.0	0.0

Maricopa County Community College District

Glendale Community College

Workforce Analysis

Snapshot Date: 09/30/2017

Organizational Unit: Enrollment Management Services

Job Code	JobTitle	Total		Total								
		EMP	MIN	EMP	W	AA	H	A	NA	PI	2+	
4075	Temp Level 2	3	2	Male	1	1	0	0	0	0	0	0
				Female	2	0	0	2	0	0	0	0
Grand Total #		3	2	Male #	1	1	0	0	0	0	0	0
Grand Total %			66.7	Male %	33.3	33.3	0.0	0.0	0.0	0.0	0.0	0.0
				Female #	2	0	0	2	0	0	0	0
				Female%	66.7	0.0	0.0	66.7	0.0	0.0	0.0	0.0

Maricopa County Community College District

Glendale Community College

Workforce Analysis

Snapshot Date: 09/30/2017

Organizational Unit: Enrollment Services

Job Code	JobTitle	Total		Total									
		EMP	MIN	EMP	W	AA	H	A	NA	PI	2+		
1456	Student Svcs Tech	1	0	Male	0	0	0	0	0	0	0	0	0
				Female	1	1	0	0	0	0	0	0	
1457	Student Svcs Spec	3	1	Male	1	1	0	0	0	0	0	0	
				Female	2	1	0	1	0	0	0		
4075	Temp Level 2	2	0	Male	2	2	0	0	0	0	0	0	
				Female	0	0	0	0	0	0	0		
Grand Total #		6	1	Male #	3	3	0	0	0	0	0	0	
Grand Total %			16.7	Male %	50.0	50.0	0.0	0.0	0.0	0.0	0.0	0.0	
				Female #	3	2	0	1	0	0	0	0	
				Female%	50.0	33.3	0.0	16.7	0.0	0.0	0.0	0.0	

Maricopa County Community College District

Glendale Community College

Snapshot Date: 09/30/2017

Workforce Analysis

Organizational Unit: Exercise Science

Job Code	JobTitle	Total		Total									
		EMP	MIN	EMP	W	AA	H	A	NA	PI	2+		
4012	Fitness Ctr Floor Supv	2	0	Male	1	1	0	0	0	0	0	0	0
				Female	1	1	0	0	0	0	0	0	0
Grand Total #		2	0	Male #	1	1	0	0	0	0	0	0	
Grand Total %			0.0	Male %	50.0	50.0	0.0	0.0	0.0	0.0	0.0	0.0	
				Female #	1	1	0	0	0	0	0	0	
				Female%	50.0	50.0	0.0	0.0	0.0	0.0	0.0	0.0	

Maricopa County Community College District

Glendale Community College

Workforce Analysis

Snapshot Date: 09/30/2017

Organizational Unit: Facilities Management

Job Code	JobTitle	Total		Total								
		EMP	MIN	EMP	W	AA	H	A	NA	PI	2+	
2335	Office Coord III	1	0	Male	0	0	0	0	0	0	0	0
				Female	1	1	0	0	0	0	0	0
2626	Property Receiving Tech	2	1	Male	1	1	0	0	0	0	0	
				Female	1	0	0	1	0	0	0	
Grand Total #		3	1	Male #	1	1	0	0	0	0	0	
Grand Total %			33.3	Male %	33.3	33.3	0.0	0.0	0.0	0.0	0.0	
				Female #	2	1	0	1	0	0	0	
				Female%	66.7	33.3	0.0	33.3	0.0	0.0	0.0	

Maricopa County Community College District

Glendale Community College

Snapshot Date: 09/30/2017

Workforce Analysis

Organizational Unit: Fin Aid Office

Job Code	JobTitle	Total		Total								
		EMP	MIN	EMP	W	AA	H	A	NA	PI	2+	
2570	Financial Aid Tech II	7	6	Male	2	0	0	2	0	0	0	0
				Female	5	1	0	4	0	0	0	0
2582	Financial Aid Tech III	4	3	Male	0	0	0	0	0	0	0	0
				Female	4	1	0	3	0	0	0	0
Grand Total #		11	9	Male #	2	0	0	2	0	0	0	0
Grand Total %			81.8	Male %	18.2	0.0	0.0	18.2	0.0	0.0	0.0	0.0
				Female #	9	2	0	7	0	0	0	0
				Female%	81.8	18.2	0.0	63.6	0.0	0.0	0.0	0.0

Maricopa County Community College District

Glendale Community College

Workforce Analysis

Snapshot Date: 09/30/2017

Organizational Unit: Fine Arts Div

Job Code	JobTitle	Total		Total								
		EMP	MIN	EMP	W	AA	H	A	NA	PI	2+	
3005	Theatre Tech	1	0	Male	1	1	0	0	0	0	0	0
				Female	0	0	0	0	0	0	0	0
Grand Total #		1	0	Male #	1	1	0	0	0	0	0	0
Grand Total %			0.0	Male %	100.0	100.0	0.0	0.0	0.0	0.0	0.0	0.0
				Female #	0	0	0	0	0	0	0	0
				Female%	0.0	0.0	0.0	0.0	0.0	0.0	0.0	0.0

Maricopa County Community College District

Glendale Community College

Workforce Analysis

Snapshot Date: 09/30/2017

Organizational Unit: Fire Science

Job Code	JobTitle	Total		Total								
		EMP	MIN	EMP	W	AA	H	A	NA	PI	2+	
2460	Public Safety Svcs Lab Tech	1	0	Male	1	1	0	0	0	0	0	0
				Female	0	0	0	0	0	0	0	0
4108	Fire Recruit Instructor	8	2	Male	8	6	1	1	0	0	0	0
				Female	0	0	0	0	0	0	0	0
4204	Adjunct Faculty Day	3	0	Male	3	3	0	0	0	0	0	0
				Female	0	0	0	0	0	0	0	0
4205	Adjunct Faculty Evening	9	0	Male	9	9	0	0	0	0	0	0
				Female	0	0	0	0	0	0	0	0
Grand Total #		21	2	Male #	21	19	1	1	0	0	0	0
Grand Total %			9.5	Male %	100.0	90.5	4.8	4.8	0.0	0.0	0.0	0.0
				Female #	0	0	0	0	0	0	0	0
				Female%	0.0	0.0	0.0	0.0	0.0	0.0	0.0	0.0

Maricopa County Community College District

Glendale Community College

Snapshot Date: 09/30/2017

Workforce Analysis

Organizational Unit: Fire Science Perm Staff

Job Code	JobTitle	Total		Total								
		EMP	MIN	EMP	W	AA	H	A	NA	PI	2+	
7312	Fire Science	1	1	Male	1	0	0	1	0	0	0	0
				Female	0	0	0	0	0	0	0	
Grand Total #		1	1	Male #	1	0	0	1	0	0	0	0
Grand Total %			100.0	Male %	100.0	0.0	0.0	100.0	0.0	0.0	0.0	0.0
				Female #	0	0	0	0	0	0	0	0
				Female%	0.0	0.0	0.0	0.0	0.0	0.0	0.0	0.0

**Maricopa County Community College District
Glendale Community College
Workforce Analysis**

Snapshot Date: 09/30/2017

Organizational Unit: Fiscal

Job Code	JobTitle	Total		Total								
		EMP	MIN	EMP	W	AA	H	A	NA	PI	2+	
1457	Student Svcs Spec	1	0	Male	0	0	0	0	0	0	0	0
				Female	1	1	0	0	0	0	0	0
2325	Fiscal Tech II	2	1	Male	0	0	0	0	0	0	0	
				Female	2	1	1	0	0	0	0	0
Grand Total #		3	1	Male #	0	0	0	0	0	0	0	
Grand Total %			33.3	Male %	0.0	0.0	0.0	0.0	0.0	0.0	0.0	
				Female #	3	2	1	0	0	0	0	
				Female%	100.0	66.7	33.3	0.0	0.0	0.0	0.0	

Maricopa County Community College District

Glendale Community College

Snapshot Date: 09/30/2017

Workforce Analysis

Organizational Unit: Fitness & Wellness

Job Code	JobTitle	Total		Total								
		EMP	MIN	EMP	W	AA	H	A	NA	PI	2+	
1101	Mgr Fitness Wellness	1	0	Male	0	0	0	0	0	0	0	0
				Female	1	1	0	0	0	0	0	0
1457	Student Svcs Spec	1	0	Male	0	0	0	0	0	0	0	0
				Female	1	1	0	0	0	0	0	0
1930	Athletic Spec	3	0	Male	2	2	0	0	0	0	0	0
				Female	1	1	0	0	0	0	0	0
2635	Aerobic Fitness HIC Tech	2	0	Male	0	0	0	0	0	0	0	0
				Female	2	2	0	0	0	0	0	0
2730	Admin Secretary III	1	0	Male	0	0	0	0	0	0	0	0
				Female	1	1	0	0	0	0	0	0
3510	Clerk Typist	1	1	Male	0	0	0	0	0	0	0	0
				Female	1	0	0	1	0	0	0	0
4002	Fitness Ctr Tech	1	1	Male	1	0	1	0	0	0	0	0
				Female	0	0	0	0	0	0	0	0
4011	Game Personnel	7	3	Male	6	3	1	1	0	1	0	0
				Female	1	1	0	0	0	0	0	0
4028	Substitute Pay Day Inst	1	0	Male	0	0	0	0	0	0	0	0
				Female	1	1	0	0	0	0	0	0
4204	Adjunct Faculty Day	19	2	Male	11	10	1	0	0	0	0	0
				Female	8	7	0	0	0	1	0	0
4205	Adjunct Faculty Evening	2	1	Male	0	0	0	0	0	0	0	0
				Female	2	1	0	1	0	0	0	0
7600	Physical Education	4	0	Male	2	2	0	0	0	0	0	0
				Female	2	2	0	0	0	0	0	0
8468	Fitness Wellness	1	0	Male	0	0	0	0	0	0	0	0
				Female	1	1	0	0	0	0	0	0

Maricopa County Community College District

Glendale Community College

Workforce Analysis

Snapshot Date: 09/30/2017

Organizational Unit: Fitness & Wellness

Job Code	JobTitle	Total		Total								
		EMP	MIN	EMP	W	AA	H	A	NA	PI	2+	
	Grand Total #	44	8	Male #	22	17	3	1	0	1	0	0
	Grand Total %		18.2	Male %	50.0	38.6	6.8	2.3	0.0	2.3	0.0	0.0
				Female #	22	19	0	2	0	1	0	0
				Female%	50.0	43.2	0.0	4.5	0.0	2.3	0.0	0.0

Maricopa County Community College District

Glendale Community College

Snapshot Date: 09/30/2017

Workforce Analysis

Organizational Unit: Foreign Language

Job Code	JobTitle	Total		Total								
		EMP	MIN	EMP	W	AA	H	A	NA	PI	2+	
4205	Adjunct Faculty Evening	9	4	Male	2	2	0	0	0	0	0	0
				Female	7	3	0	2	2	0	0	
8200	Spanish	3	2	Male	1	1	0	0	0	0	0	
				Female	2	0	0	2	0	0	0	
Grand Total #		12	6	Male #	3	3	0	0	0	0	0	
Grand Total %			50.0	Male %	25.0	25.0	0.0	0.0	0.0	0.0	0.0	
				Female #	9	3	0	4	2	0	0	
				Female%	75.0	25.0	0.0	33.3	16.7	0.0	0.0	

Maricopa County Community College District
Glendale Community College
Workforce Analysis

Snapshot Date: 09/30/2017

Organizational Unit: GC North Maintenance

Job Code	JobTitle	Total		Total								
		EMP	MIN	EMP	W	AA	H	A	NA	PI	2+	
4840	Building Maint Tech	1	1	Male	1	0	0	1	0	0	0	0
				Female	0	0	0	0	0	0	0	
4895	Custodian I	1	1	Male	1	0	0	0	1	0	0	0
				Female	0	0	0	0	0	0	0	
4905	Custodian II	1	1	Male	1	0	0	1	0	0	0	0
				Female	0	0	0	0	0	0	0	
4915	Utility Worker	1	1	Male	1	0	0	1	0	0	0	0
				Female	0	0	0	0	0	0	0	
Grand Total #		4	4	Male #	4	0	0	3	1	0	0	0
Grand Total %			100.0	Male %	100.0	0.0	0.0	75.0	25.0	0.0	0.0	0.0
				Female #	0	0	0	0	0	0	0	0
				Female%	0.0	0.0	0.0	0.0	0.0	0.0	0.0	0.0

**Maricopa County Community College District
Glendale Community College
Workforce Analysis**

Snapshot Date: 09/30/2017

Organizational Unit: GCC North Administration

Job Code	JobTitle	Total		Total								
		EMP	MIN	EMP	W	AA	H	A	NA	PI	2+	
1051	Coord Science Lab	1	0	Male	1	1	0	0	0	0	0	0
				Female	0	0	0	0	0	0	0	0
1145	Coord Testing	1	0	Male	1	1	0	0	0	0	0	0
				Female	0	0	0	0	0	0	0	0
1290	Coord Instructional Info Tech	1	0	Male	1	1	0	0	0	0	0	0
				Female	0	0	0	0	0	0	0	0
2525	Audiovisual Tech	1	1	Male	1	0	0	1	0	0	0	0
				Female	0	0	0	0	0	0	0	0
2730	Admin Secretary III	1	1	Male	0	0	0	0	0	0	0	0
				Female	1	0	0	0	0	1	0	0
886	Coord Enrollment Svcs	1	1	Male	0	0	0	0	0	0	0	0
				Female	1	0	0	1	0	0	0	0
Grand Total #		6	3	Male #	4	3	0	1	0	0	0	0
Grand Total %			50.0	Male %	66.7	50.0	0.0	16.7	0.0	0.0	0.0	0.0
				Female #	2	0	0	1	0	1	0	0
				Female%	33.3	0.0	0.0	16.7	0.0	16.7	0.0	0.0

**Maricopa County Community College District
Glendale Community College
Workforce Analysis**

Snapshot Date: 09/30/2017

Organizational Unit: Global Education Services

Job Code	JobTitle	Total		Total								
		EMP	MIN	EMP	W	AA	H	A	NA	PI	2+	
1457	Student Svcs Spec	2	2	Male	0	0	0	0	0	0	0	0
				Female	2	0	0	1	1	0	0	
2785	Office Coord II	1	1	Male	0	0	0	0	0	0	0	
				Female	1	0	1	0	0	0	0	
Grand Total #		3	3	Male #	0	0	0	0	0	0	0	
Grand Total %			100.0	Male %	0.0	0.0	0.0	0.0	0.0	0.0	0.0	
				Female #	3	0	1	1	1	0	0	
				Female%	100.0	0.0	33.3	33.3	33.3	0.0	0.0	

Maricopa County Community College District

Glendale Community College

Snapshot Date: 09/30/2017

Workforce Analysis

Organizational Unit: Graphic Arts

Job Code	JobTitle	Total		Total								
		EMP	MIN	EMP	W	AA	H	A	NA	PI	2+	
4028	Substitute Pay Day Inst	1	0	Male	1	1	0	0	0	0	0	0
				Female	0	0	0	0	0	0	0	0
4204	Adjunct Faculty Day	1	0	Male	1	1	0	0	0	0	0	0
				Female	0	0	0	0	0	0	0	0
7040	Art	1	0	Male	1	1	0	0	0	0	0	0
				Female	0	0	0	0	0	0	0	0
Grand Total #		3	0	Male #	3	3	0	0	0	0	0	0
Grand Total %			0.0	Male %	100.0	100.0	0.0	0.0	0.0	0.0	0.0	0.0
				Female #	0	0	0	0	0	0	0	0
				Female%	0.0	0.0	0.0	0.0	0.0	0.0	0.0	0.0

Maricopa County Community College District

Glendale Community College

Workforce Analysis

Snapshot Date: 09/30/2017

Organizational Unit: Health & Exercise Science Div.

Job Code	JobTitle	Total		Total								
		EMP	MIN	EMP	W	AA	H	A	NA	PI	2+	
4205	Adjunct Faculty Evening	1	0	Male	0	0	0	0	0	0	0	0
				Female	1	1	0	0	0	0	0	0
Grand Total #		1	0	Male #	0	0	0	0	0	0	0	0
Grand Total %			0.0	Male %	0.0	0.0	0.0	0.0	0.0	0.0	0.0	0.0
				Female #	1	1	0	0	0	0	0	0
				Female%	100.0	100.0	0.0	0.0	0.0	0.0	0.0	0.0

Maricopa County Community College District

Glendale Community College

Snapshot Date: 09/30/2017

Workforce Analysis

Organizational Unit: Honors Program Admin

Job Code	JobTitle	Total		Total								
		EMP	MIN	EMP	W	AA	H	A	NA	PI	2+	
9832	Honors Prog Asst	1	0	Male	0	0	0	0	0	0	0	0
				Female	1	1	0	0	0	0	0	0
Grand Total #		1	0	Male #	0	0	0	0	0	0	0	0
Grand Total %			0.0	Male %	0.0	0.0	0.0	0.0	0.0	0.0	0.0	0.0
				Female #	1	1	0	0	0	0	0	0
				Female%	100.0	100.0	0.0	0.0	0.0	0.0	0.0	0.0

Maricopa County Community College District

Glendale Community College

Workforce Analysis

Snapshot Date: 09/30/2017

Organizational Unit: Human Resources

Job Code	JobTitle	Total		Total								
		EMP	MIN	EMP	W	AA	H	A	NA	PI	2+	
1325	Coord Human Resources Svcs	1	1	Male	0	0	0	0	0	0	0	0
				Female	1	0	0	1	0	0	0	0
Grand Total #		1	1	Male #	0	0	0	0	0	0	0	0
Grand Total %			100.0	Male %	0.0	0.0	0.0	0.0	0.0	0.0	0.0	0.0
				Female #	1	0	0	1	0	0	0	0
				Female%	100.0	0.0	0.0	100.0	0.0	0.0	0.0	0.0

Maricopa County Community College District

Glendale Community College

Snapshot Date: 09/30/2017

Workforce Analysis

Organizational Unit: Human Resources Onboarding

Job Code	JobTitle	Total		Total								
		EMP	MIN	EMP	W	AA	H	A	NA	PI	2+	
2580	Human Resources Analyst	1	1	Male	1	0	1	0	0	0	0	0
				Female	0	0	0	0	0	0	0	
2910	Admin Secretary II	1	0	Male	0	0	0	0	0	0	0	
				Female	1	1	0	0	0	0	0	
2956	Human Resources Asst III	1	1	Male	0	0	0	0	0	0	0	
				Female	1	0	0	1	0	0	0	
Grand Total #		3	2	Male #	1	0	1	0	0	0	0	
Grand Total %			66.7	Male %	33.3	0.0	33.3	0.0	0.0	0.0	0.0	
				Female #	2	1	0	1	0	0	0	
				Female%	66.7	33.3	0.0	33.3	0.0	0.0	0.0	

Maricopa County Community College District

Glendale Community College

Workforce Analysis

Snapshot Date: 09/30/2017

Organizational Unit: Information Resources Div

Job Code	JobTitle	Total		Total								
		EMP	MIN	EMP	W	AA	H	A	NA	PI	2+	
2770	Library Asst II	3	0	Male	0	0	0	0	0	0	0	0
				Female	3	3	0	0	0	0	0	0
Grand Total #		3	0	Male #	0	0	0	0	0	0	0	0
Grand Total %			0.0	Male %	0.0	0.0	0.0	0.0	0.0	0.0	0.0	0.0
				Female #	3	3	0	0	0	0	0	0
				Female%	100.0	100.0	0.0	0.0	0.0	0.0	0.0	0.0

Maricopa County Community College District

Glendale Community College

Workforce Analysis

Snapshot Date: 09/30/2017

Organizational Unit: Institutional Research

Job Code	JobTitle	Total		Total								
		EMP	MIN	EMP	W	AA	H	A	NA	PI	2+	
895	Coord Institutional Effectiven	1	1	Male	0	0	0	0	0	0	0	0
				Female	1	0	0	0	1	0	0	0
		Grand Total #	1	Male #	0	0	0	0	0	0	0	0
		Grand Total %	100.0	Male %	0.0	0.0	0.0	0.0	0.0	0.0	0.0	0.0
				Female #	1	0	0	0	1	0	0	0
				Female%	100.0	0.0	0.0	0.0	100.0	0.0	0.0	0.0

Maricopa County Community College District

Glendale Community College

Workforce Analysis

Snapshot Date: 09/30/2017

Organizational Unit: Instructional - Day Reg Sem

Job Code	JobTitle	Total		Total									
		EMP	MIN	EMP	W	AA	H	A	NA	PI	2+		
403	Dean	1	0	Male	0	0	0	0	0	0	0	0	0
				Female	1	1	0	0	0	0	0	0	0
4204	Adjunct Faculty Day	2	1	Male	1	0	0	1	0	0	0	0	
				Female	1	1	0	0	0	0	0	0	
4205	Adjunct Faculty Evening	1	0	Male	1	1	0	0	0	0	0	0	
				Female	0	0	0	0	0	0	0	0	
Grand Total #		4	1	Male #	2	1	0	1	0	0	0	0	
Grand Total %			25.0	Male %	50.0	25.0	0.0	25.0	0.0	0.0	0.0	0.0	
				Female #	2	2	0	0	0	0	0	0	
				Female%	50.0	50.0	0.0	0.0	0.0	0.0	0.0	0.0	

Maricopa County Community College District

Glendale Community College

Snapshot Date: 09/30/2017

Workforce Analysis

Organizational Unit: Instructional - Occ Ed

Job Code	JobTitle	Total		Total								
		EMP	MIN	EMP	W	AA	H	A	NA	PI	2+	
4205	Adjunct Faculty Evening	1	0	Male	0	0	0	0	0	0	0	0
				Female	1	1	0	0	0	0	0	0
Grand Total #		1	0	Male #	0	0	0	0	0	0	0	0
Grand Total %			0.0	Male %	0.0	0.0	0.0	0.0	0.0	0.0	0.0	0.0
				Female #	1	1	0	0	0	0	0	0
				Female%	100.0	100.0	0.0	0.0	0.0	0.0	0.0	0.0

Maricopa County Community College District

Glendale Community College

Workforce Analysis

Snapshot Date: 09/30/2017

Organizational Unit: Interpreting Services

Job Code	JobTitle	Total		Total								
		EMP	MIN	EMP	W	AA	H	A	NA	PI	2+	
437	Staff Sign Lang Interpreter	1	0	Male	0	0	0	0	0	0	0	0
				Female	1	1	0	0	0	0	0	0
Grand Total #		1	0	Male #	0	0	0	0	0	0	0	
Grand Total %			0.0	Male %	0.0	0.0	0.0	0.0	0.0	0.0	0.0	
				Female #	1	1	0	0	0	0	0	
				Female%	100.0	100.0	0.0	0.0	0.0	0.0	0.0	

Maricopa County Community College District

Glendale Community College

Workforce Analysis

Snapshot Date: 09/30/2017

Organizational Unit: IT App Web Development

Job Code	JobTitle	Total		Total								
		EMP	MIN	EMP	W	AA	H	A	NA	PI	2+	
4075	Temp Level 2	2	1	Male	1	1	0	0	0	0	0	0
				Female	1	0	0	1	0	0	0	0
Grand Total #		2	1	Male #	1	1	0	0	0	0	0	0
Grand Total %			50.0	Male %	50.0	50.0	0.0	0.0	0.0	0.0	0.0	0.0
				Female #	1	0	0	1	0	0	0	0
				Female%	50.0	0.0	0.0	50.0	0.0	0.0	0.0	0.0

Maricopa County Community College District

Glendale Community College

Workforce Analysis

Snapshot Date: 09/30/2017

Organizational Unit: IT Operations Center

Job Code	JobTitle	Total		Total								
		EMP	MIN	EMP	W	AA	H	A	NA	PI	2+	
4075	Temp Level 2	3	1	Male	3	2	0	1	0	0	0	0
				Female	0	0	0	0	0	0	0	
Grand Total #		3	1	Male #	3	2	0	1	0	0	0	0
Grand Total %			33.3	Male %	100.0	66.7	0.0	33.3	0.0	0.0	0.0	0.0
				Female #	0	0	0	0	0	0	0	0
				Female%	0.0	0.0	0.0	0.0	0.0	0.0	0.0	0.0

Maricopa County Community College District

Glendale Community College

Workforce Analysis

Snapshot Date: 09/30/2017

Organizational Unit: IT Tier 2 Services

Job Code	JobTitle	Total		Total								
		EMP	MIN	EMP	W	AA	H	A	NA	PI	2+	
2601	Network Tech	1	0	Male	1	1	0	0	0	0	0	0
				Female	0	0	0	0	0	0	0	
4075	Temp Level 2	3	2	Male	2	1	0	1	0	0	0	
				Female	1	0	0	0	1	0	0	
Grand Total #		4	2	Male #	3	2	0	1	0	0	0	
Grand Total %			50.0	Male %	75.0	50.0	0.0	25.0	0.0	0.0	0.0	
				Female #	1	0	0	0	1	0	0	
				Female%	25.0	0.0	0.0	0.0	25.0	0.0	0.0	

Maricopa County Community College District

Glendale Community College

Workforce Analysis

Snapshot Date: 09/30/2017

Organizational Unit: IT Tier 3 Services

Job Code	JobTitle	Total		Total								
		EMP	MIN	EMP	W	AA	H	A	NA	PI	2+	
4075	Temp Level 2	3	3	Male	2	0	0	1	0	1	0	0
				Female	1	0	0	1	0	0	0	0
Grand Total #		3	3	Male #	2	0	0	1	0	1	0	0
Grand Total %			100.0	Male %	66.7	0.0	0.0	33.3	0.0	33.3	0.0	0.0
				Female #	1	0	0	1	0	0	0	0
				Female%	33.3	0.0	0.0	33.3	0.0	0.0	0.0	0.0

Maricopa County Community College District

Glendale Community College

Workforce Analysis

Snapshot Date: 09/30/2017

Organizational Unit: ITS ERP Development

Job Code	JobTitle	Total		Total								
		EMP	MIN	EMP	W	AA	H	A	NA	PI	2+	
4075	Temp Level 2	3	1	Male	2	1	1	0	0	0	0	0
				Female	1	1	0	0	0	0	0	0
Grand Total #		3	1	Male #	2	1	1	0	0	0	0	0
Grand Total %			33.3	Male %	66.7	33.3	33.3	0.0	0.0	0.0	0.0	0.0
				Female #	1	1	0	0	0	0	0	0
				Female%	33.3	33.3	0.0	0.0	0.0	0.0	0.0	0.0

Maricopa County Community College District

Glendale Community College

Workforce Analysis

Snapshot Date: 09/30/2017

Organizational Unit: ITS ERP Production & Support

Job Code	JobTitle	Total		Total								
		EMP	MIN	EMP	W	AA	H	A	NA	PI	2+	
4075	Temp Level 2	1	1	Male	1	0	0	1	0	0	0	0
				Female	0	0	0	0	0	0	0	
Grand Total #		1	1	Male #	1	0	0	1	0	0	0	0
Grand Total %			100.0	Male %	100.0	0.0	0.0	100.0	0.0	0.0	0.0	0.0
				Female #	0	0	0	0	0	0	0	0
				Female%	0.0	0.0	0.0	0.0	0.0	0.0	0.0	0.0

Maricopa County Community College District

Glendale Community College

Workforce Analysis

Snapshot Date: 09/30/2017

Organizational Unit: ITS Infrastructure

Job Code	JobTitle	Total		Total								
		EMP	MIN	EMP	W	AA	H	A	NA	PI	2+	
4075	Temp Level 2	1	1	Male	1	0	0	1	0	0	0	0
				Female	0	0	0	0	0	0	0	
Grand Total #		1	1	Male #	1	0	0	1	0	0	0	0
Grand Total %			100.0	Male %	100.0	0.0	0.0	100.0	0.0	0.0	0.0	0.0
				Female #	0	0	0	0	0	0	0	0
				Female%	0.0	0.0	0.0	0.0	0.0	0.0	0.0	0.0

Maricopa County Community College District

Glendale Community College

Snapshot Date: 09/30/2017

Workforce Analysis

Organizational Unit: ITS Project Management Office

Job Code	JobTitle	Total		Total								
		EMP	MIN	EMP	W	AA	H	A	NA	PI	2+	
4075	Temp Level 2	2	0	Male	1	1	0	0	0	0	0	0
				Female	1	1	0	0	0	0	0	0
Grand Total #		2	0	Male #	1	1	0	0	0	0	0	0
Grand Total %			0.0	Male %	50.0	50.0	0.0	0.0	0.0	0.0	0.0	0.0
				Female #	1	1	0	0	0	0	0	0
				Female%	50.0	50.0	0.0	0.0	0.0	0.0	0.0	0.0

Maricopa County Community College District

Glendale Community College

Workforce Analysis

Snapshot Date: 09/30/2017

Organizational Unit: ITS-Communication and Govern

Job Code	JobTitle	Total		Total								
		EMP	MIN	EMP	W	AA	H	A	NA	PI	2+	
4075	Temp Level 2	2	0	Male	2	2	0	0	0	0	0	0
				Female	0	0	0	0	0	0	0	0
Grand Total #		2	0	Male #	2	2	0	0	0	0	0	
Grand Total %			0.0	Male %	100.0	100.0	0.0	0.0	0.0	0.0	0.0	
				Female #	0	0	0	0	0	0	0	
				Female%	0.0	0.0	0.0	0.0	0.0	0.0	0.0	

Maricopa County Community College District

Glendale Community College

Workforce Analysis

Snapshot Date: 09/30/2017

Organizational Unit: Language Arts

Job Code	JobTitle	Total		Total								
		EMP	MIN	EMP	W	AA	H	A	NA	PI	2+	
4204	Adjunct Faculty Day	1	0	Male	0	0	0	0	0	0	0	0
				Female	1	1	0	0	0	0	0	0
Grand Total #		1	0	Male #	0	0	0	0	0	0	0	0
Grand Total %			0.0	Male %	0.0	0.0	0.0	0.0	0.0	0.0	0.0	0.0
				Female #	1	1	0	0	0	0	0	0
				Female%	100.0	100.0	0.0	0.0	0.0	0.0	0.0	0.0

Maricopa County Community College District

Glendale Community College

Workforce Analysis

Snapshot Date: 09/30/2017

Organizational Unit: Law Enforcement

Job Code	JobTitle	Total		Total									
		EMP	MIN	EMP	W	AA	H	A	NA	PI	2+		
4348	Other Paid from Fund 3 Hrly	1	0	Male	1	1	0	0	0	0	0	0	0
				Female	0	0	0	0	0	0	0	0	0
Grand Total #		1	0	Male #	1	1	0	0	0	0	0	0	
Grand Total %			0.0	Male %	100.0	100.0	0.0	0.0	0.0	0.0	0.0	0.0	
				Female #	0	0	0	0	0	0	0	0	
				Female%	0.0	0.0	0.0	0.0	0.0	0.0	0.0	0.0	

Maricopa County Community College District

Glendale Community College

Workforce Analysis

Snapshot Date: 09/30/2017

Organizational Unit: Learning Assist Center

Job Code	JobTitle	Total		Total								
		EMP	MIN	EMP	W	AA	H	A	NA	PI	2+	
4075	Temp Level 2	1	0	Male	1	1	0	0	0	0	0	0
				Female	0	0	0	0	0	0	0	0
		Grand Total #	1	0	Male #	1	1	0	0	0	0	0
		Grand Total %		0.0	Male %	100.0	100.0	0.0	0.0	0.0	0.0	0.0
					Female #	0	0	0	0	0	0	0
					Female%	0.0	0.0	0.0	0.0	0.0	0.0	0.0

Maricopa County Community College District

Glendale Community College

Workforce Analysis

Snapshot Date: 09/30/2017

Organizational Unit: Learning Center

Job Code	JobTitle	Total		Total								
		EMP	MIN	EMP	W	AA	H	A	NA	PI	2+	
4075	Temp Level 2	2	2	Male	0	0	0	0	0	0	0	0
				Female	2	0	1	1	0	0	0	0
Grand Total #		2	2	Male #	0	0	0	0	0	0	0	
Grand Total %			100.0	Male %	0.0	0.0	0.0	0.0	0.0	0.0	0.0	
				Female #	2	0	1	1	0	0	0	
				Female%	100.0	0.0	50.0	50.0	0.0	0.0	0.0	

Maricopa County Community College District

Glendale Community College

Workforce Analysis

Snapshot Date: 09/30/2017

Organizational Unit: Learning Enhancement Center

Job Code	JobTitle	Total		Total								
		EMP	MIN	EMP	W	AA	H	A	NA	PI	2+	
4075	Temp Level 2	1	1	Male	1	0	1	0	0	0	0	0
				Female	0	0	0	0	0	0	0	
Grand Total #		1	1	Male #	1	0	1	0	0	0	0	
Grand Total %			100.0	Male %	100.0	0.0	100.0	0.0	0.0	0.0	0.0	
				Female #	0	0	0	0	0	0	0	
				Female%	0.0	0.0	0.0	0.0	0.0	0.0	0.0	

Maricopa County Community College District

Glendale Community College

Workforce Analysis

Snapshot Date: 09/30/2017

Organizational Unit: Learning Support Center

Job Code	JobTitle	Total		Total								
		EMP	MIN	EMP	W	AA	H	A	NA	PI	2+	
4075	Temp Level 2	2	1	Male	1	0	0	0	1	0	0	0
				Female	1	1	0	0	0	0	0	0
Grand Total #		2	1	Male #	1	0	0	0	1	0	0	0
Grand Total %			50.0	Male %	50.0	0.0	0.0	0.0	50.0	0.0	0.0	0.0
				Female #	1	1	0	0	0	0	0	0
				Female%	50.0	50.0	0.0	0.0	0.0	0.0	0.0	0.0

Maricopa County Community College District

Glendale Community College

Workforce Analysis

Snapshot Date: 09/30/2017

Organizational Unit: Legal Services

Job Code	JobTitle	Total		Total								
		EMP	MIN	EMP	W	AA	H	A	NA	PI	2+	
4075	Temp Level 2	2	1	Male	2	1	0	0	0	1	0	0
				Female	0	0	0	0	0	0	0	
Grand Total #		2	1	Male #	2	1	0	0	0	1	0	0
Grand Total %			50.0	Male %	100.0	50.0	0.0	0.0	0.0	50.0	0.0	0.0
				Female #	0	0	0	0	0	0	0	0
				Female%	0.0	0.0	0.0	0.0	0.0	0.0	0.0	0.0

**Maricopa County Community College District
Glendale Community College
Workforce Analysis**

Snapshot Date: 09/30/2017

Organizational Unit: Legal Studies

Job Code	JobTitle	Total		Total								
		EMP	MIN	EMP	W	AA	H	A	NA	PI	2+	
4075	Temp Level 2	1	0	Male	0	0	0	0	0	0	0	0
				Female	1	1	0	0	0	0	0	0
4082	Temp MAT Equiv Grade 18	6	1	Male	6	5	0	1	0	0	0	0
				Female	0	0	0	0	0	0	0	0
4084	Temp MAT Equiv Grade 20	1	0	Male	1	1	0	0	0	0	0	0
				Female	0	0	0	0	0	0	0	0
4204	Adjunct Faculty Day	5	4	Male	5	1	2	2	0	0	0	0
				Female	0	0	0	0	0	0	0	0
4205	Adjunct Faculty Evening	3	0	Male	2	2	0	0	0	0	0	0
				Female	1	1	0	0	0	0	0	0
Grand Total #		16	5	Male #	14	9	2	3	0	0	0	0
Grand Total %			31.3	Male %	87.5	56.3	12.5	18.8	0.0	0.0	0.0	0.0
				Female #	2	2	0	0	0	0	0	0
				Female%	12.5	12.5	0.0	0.0	0.0	0.0	0.0	0.0

Maricopa County Community College District

Glendale Community College

Snapshot Date: 09/30/2017

Workforce Analysis

Organizational Unit: Legal Studies Perm Staff

Job Code	JobTitle	Total		Total								
		EMP	MIN	EMP	W	AA	H	A	NA	PI	2+	
7000	Admin of Justice	1	1	Male	1	0	1	0	0	0	0	0
				Female	0	0	0	0	0	0	0	
891	Coord Law Enforcement Training	1	0	Male	0	0	0	0	0	0	0	
				Female	1	1	0	0	0	0	0	
Grand Total #		2	1	Male #	1	0	1	0	0	0	0	
Grand Total %			50.0	Male %	50.0	0.0	50.0	0.0	0.0	0.0	0.0	
				Female #	1	1	0	0	0	0	0	
				Female%	50.0	50.0	0.0	0.0	0.0	0.0	0.0	

Maricopa County Community College District

Glendale Community College

Snapshot Date: 09/30/2017

Workforce Analysis

Organizational Unit: Library

Job Code	JobTitle	Total		Total								
		EMP	MIN	EMP	W	AA	H	A	NA	PI	2+	
1456	Student Svcs Tech	1	1	Male	0	0	0	0	0	0	0	0
				Female	1	0	0	1	0	0	0	0
2770	Library Asst II	1	0	Male	0	0	0	0	0	0	0	0
				Female	1	1	0	0	0	0	0	0
2933	Supv Library Access Svcs	1	0	Male	0	0	0	0	0	0	0	0
				Female	1	1	0	0	0	0	0	0
3145	Library Asst I	1	0	Male	1	1	0	0	0	0	0	0
				Female	0	0	0	0	0	0	0	0
4027	Service Fac Hrly Evening	2	1	Male	0	0	0	0	0	0	0	0
				Female	2	1	0	1	0	0	0	0
7480	Librarian	9	2	Male	3	2	0	1	0	0	0	0
				Female	6	5	0	1	0	0	0	0
Grand Total #		15	4	Male #	4	3	0	1	0	0	0	0
Grand Total %			26.7	Male %	26.7	20.0	0.0	6.7	0.0	0.0	0.0	0.0
				Female #	11	8	0	3	0	0	0	0
				Female%	73.3	53.3	0.0	20.0	0.0	0.0	0.0	0.0

Maricopa County Community College District

Glendale Community College

Workforce Analysis

Snapshot Date: 09/30/2017

Organizational Unit: Library Operations

Job Code	JobTitle	Total		Total								
		EMP	MIN	EMP	W	AA	H	A	NA	PI	2+	
4075	Temp Level 2	2	1	Male	1	0	0	1	0	0	0	0
				Female	1	1	0	0	0	0	0	
Grand Total #		2	1	Male #	1	0	0	1	0	0	0	0
Grand Total %			50.0	Male %	50.0	0.0	0.0	50.0	0.0	0.0	0.0	0.0
				Female #	1	1	0	0	0	0	0	0
				Female%	50.0	50.0	0.0	0.0	0.0	0.0	0.0	0.0

Maricopa County Community College District

Glendale Community College

Workforce Analysis

Snapshot Date: 09/30/2017

Organizational Unit: Library Resource Center

Job Code	JobTitle	Total		Total									
		EMP	MIN	EMP	W	AA	H	A	NA	PI	2+		
4075	Temp Level 2	2	0	Male	1	1	0	0	0	0	0	0	0
				Female	1	1	0	0	0	0	0	0	0
Grand Total #		2	0	Male #	1	1	0	0	0	0	0	0	
Grand Total %			0.0	Male %	50.0	50.0	0.0	0.0	0.0	0.0	0.0	0.0	
				Female #	1	1	0	0	0	0	0	0	
				Female%	50.0	50.0	0.0	0.0	0.0	0.0	0.0	0.0	

Maricopa County Community College District

Glendale Community College

Workforce Analysis

Snapshot Date: 09/30/2017

Organizational Unit: Library Technical Services

Job Code	JobTitle	Total		Total								
		EMP	MIN	EMP	W	AA	H	A	NA	PI	2+	
4075	Temp Level 2	1	1	Male	0	0	0	0	0	0	0	0
				Female	1	0	0	1	0	0	0	0
Grand Total #		1	1	Male #	0	0	0	0	0	0	0	0
Grand Total %			100.0	Male %	0.0	0.0	0.0	0.0	0.0	0.0	0.0	0.0
				Female #	1	0	0	1	0	0	0	0
				Female%	100.0	0.0	0.0	100.0	0.0	0.0	0.0	0.0

Maricopa County Community College District

Glendale Community College

Workforce Analysis

Snapshot Date: 09/30/2017

Organizational Unit: Library, Learning Ctr&Counsel

Job Code	JobTitle	Total		Total								
		EMP	MIN	EMP	W	AA	H	A	NA	PI	2+	
4075	Temp Level 2	1	1	Male	0	0	0	0	0	0	0	0
				Female	1	0	0	1	0	0	0	0
Grand Total #		1	1	Male #	0	0	0	0	0	0	0	0
Grand Total %			100.0	Male %	0.0	0.0	0.0	0.0	0.0	0.0	0.0	0.0
				Female #	1	0	0	1	0	0	0	0
				Female%	100.0	0.0	0.0	100.0	0.0	0.0	0.0	0.0

Maricopa County Community College District

Glendale Community College

Snapshot Date: 09/30/2017

Workforce Analysis

Organizational Unit: Maintenance & Operations

Job Code	JobTitle	Total		Total								
		EMP	MIN	EMP	W	AA	H	A	NA	PI	2+	
1430	Coord Property Cntrl	1	0	Male	0	0	0	0	0	0	0	0
				Female	1	1	0	0	0	0	0	0
157	Supv Maint	1	0	Male	1	1	0	0	0	0	0	0
				Female	0	0	0	0	0	0	0	0
1940	Supv Grounds Maint	1	1	Male	1	0	0	1	0	0	0	0
				Female	0	0	0	0	0	0	0	0
2319	Coord Facilities	1	0	Male	1	1	0	0	0	0	0	0
				Female	0	0	0	0	0	0	0	0
2335	Office Coord III	1	0	Male	0	0	0	0	0	0	0	0
				Female	1	1	0	0	0	0	0	0
4075	Temp Level 2	1	0	Male	1	1	0	0	0	0	0	0
				Female	0	0	0	0	0	0	0	0
835	Mgr Building Operations	1	0	Male	1	1	0	0	0	0	0	0
				Female	0	0	0	0	0	0	0	0
Grand Total #		7	1	Male #	5	4	0	1	0	0	0	0
Grand Total %			14.3	Male %	71.4	57.1	0.0	14.3	0.0	0.0	0.0	0.0
				Female #	2	2	0	0	0	0	0	0
				Female%	28.6	28.6	0.0	0.0	0.0	0.0	0.0	0.0

Maricopa County Community College District

Glendale Community College

Workforce Analysis

Snapshot Date: 09/30/2017

Organizational Unit: Maintenance Operations

Job Code	JobTitle	Total		Total								
		EMP	MIN	EMP	W	AA	H	A	NA	PI	2+	
4075	Temp Level 2	3	2	Male	2	1	0	1	0	0	0	0
				Female	1	0	0	1	0	0	0	0
Grand Total #		3	2	Male #	2	1	0	1	0	0	0	0
Grand Total %			66.7	Male %	66.7	33.3	0.0	33.3	0.0	0.0	0.0	0.0
				Female #	1	0	0	1	0	0	0	0
				Female%	33.3	0.0	0.0	33.3	0.0	0.0	0.0	0.0

Maricopa County Community College District

Glendale Community College

Workforce Analysis

Snapshot Date: 09/30/2017

Organizational Unit: Marketing & Communication

Job Code	JobTitle	Total		Total								
		EMP	MIN	EMP	W	AA	H	A	NA	PI	2+	
4075	Temp Level 2	8	3	Male	5	3	1	1	0	0	0	0
				Female	3	2	0	0	1	0	0	0
Grand Total #		8	3	Male #	5	3	1	1	0	0	0	0
Grand Total %			37.5	Male %	62.5	37.5	12.5	12.5	0.0	0.0	0.0	0.0
				Female #	3	2	0	0	1	0	0	0
				Female%	37.5	25.0	0.0	0.0	12.5	0.0	0.0	0.0

Maricopa County Community College District

Glendale Community College

Workforce Analysis

Snapshot Date: 09/30/2017

Organizational Unit: Marketing & Operations

Job Code	JobTitle	Total		Total								
		EMP	MIN	EMP	W	AA	H	A	NA	PI	2+	
4075	Temp Level 2	3	2	Male	3	1	0	2	0	0	0	0
				Female	0	0	0	0	0	0	0	
Grand Total #		3	2	Male #	3	1	0	2	0	0	0	0
Grand Total %			66.7	Male %	100.0	33.3	0.0	66.7	0.0	0.0	0.0	0.0
				Female #	0	0	0	0	0	0	0	0
				Female%	0.0	0.0	0.0	0.0	0.0	0.0	0.0	0.0

Maricopa County Community College District

Glendale Community College

Snapshot Date: 09/30/2017

Workforce Analysis

Organizational Unit: Marketing & Public Relations

Job Code	JobTitle	Total		Total								
		EMP	MIN	EMP	W	AA	H	A	NA	PI	2+	
4075	Temp Level 2	4	2	Male	4	2	0	2	0	0	0	0
				Female	0	0	0	0	0	0	0	
Grand Total #		4	2	Male #	4	2	0	2	0	0	0	0
Grand Total %			50.0	Male %	100.0	50.0	0.0	50.0	0.0	0.0	0.0	0.0
				Female #	0	0	0	0	0	0	0	0
				Female%	0.0	0.0	0.0	0.0	0.0	0.0	0.0	0.0

Maricopa County Community College District

Glendale Community College

Workforce Analysis

Snapshot Date: 09/30/2017

Organizational Unit: Marketing, Comm & Creative Svc

Job Code	JobTitle	Total		Total								
		EMP	MIN	EMP	W	AA	H	A	NA	PI	2+	
4075	Temp Level 2	10	6	Male	4	1	0	2	1	0	0	0
				Female	6	3	2	1	0	0	0	
Grand Total #		10	6	Male #	4	1	0	2	1	0	0	0
Grand Total %			60.0	Male %	40.0	10.0	0.0	20.0	10.0	0.0	0.0	0.0
				Female #	6	3	2	1	0	0	0	0
				Female%	60.0	30.0	20.0	10.0	0.0	0.0	0.0	0.0

Maricopa County Community College District

Glendale Community College

Snapshot Date: 09/30/2017

Workforce Analysis

Organizational Unit: Marketing, PR & Sales

Job Code	JobTitle	Total		Total								
		EMP	MIN	EMP	W	AA	H	A	NA	PI	2+	
4075	Temp Level 2	11	1	Male	7	6	1	0	0	0	0	0
				Female	4	4	0	0	0	0	0	0
Grand Total #		11	1	Male #	7	6	1	0	0	0	0	0
Grand Total %			9.1	Male %	63.6	54.5	9.1	0.0	0.0	0.0	0.0	0.0
				Female #	4	4	0	0	0	0	0	0
				Female%	36.4	36.4	0.0	0.0	0.0	0.0	0.0	0.0

Maricopa County Community College District

Glendale Community College

Workforce Analysis

Snapshot Date: 09/30/2017

Organizational Unit: Marketing-Creative

Job Code	JobTitle	Total		Total								
		EMP	MIN	EMP	W	AA	H	A	NA	PI	2+	
4075	Temp Level 2	5	4	Male	4	1	1	1	1	0	0	0
				Female	1	0	1	0	0	0	0	0
Grand Total #		5	4	Male #	4	1	1	1	1	0	0	0
Grand Total %			80.0	Male %	80.0	20.0	20.0	20.0	20.0	0.0	0.0	0.0
				Female #	1	0	1	0	0	0	0	0
				Female%	20.0	0.0	20.0	0.0	0.0	0.0	0.0	0.0

Maricopa County Community College District

Glendale Community College

Snapshot Date: 09/30/2017

Workforce Analysis

Organizational Unit: Math Division

Job Code	JobTitle	Total		Total								
		EMP	MIN	EMP	W	AA	H	A	NA	PI	2+	
4205	Adjunct Faculty Evening	1	0	Male	1	1	0	0	0	0	0	0
				Female	0	0	0	0	0	0	0	0
Grand Total #		1	0	Male #	1	1	0	0	0	0	0	0
Grand Total %			0.0	Male %	100.0	100.0	0.0	0.0	0.0	0.0	0.0	0.0
				Female #	0	0	0	0	0	0	0	0
				Female%	0.0	0.0	0.0	0.0	0.0	0.0	0.0	0.0

**Maricopa County Community College District
Glendale Community College
Workforce Analysis**

Snapshot Date: 09/30/2017

Organizational Unit: Mathematics

Job Code	JobTitle	Total		Total									
		EMP	MIN	EMP	W	AA	H	A	NA	PI	2+		
3510	Clerk Typist	1	0	Male	0	0	0	0	0	0	0	0	0
				Female	1	1	0	0	0	0	0	0	0
4028	Substitute Pay Day Inst	1	0	Male	1	1	0	0	0	0	0	0	0
				Female	0	0	0	0	0	0	0	0	0
4029	Substitute Pay Evening Inst	1	0	Male	0	0	0	0	0	0	0	0	0
				Female	1	1	0	0	0	0	0	0	0
4204	Adjunct Faculty Day	17	2	Male	10	9	0	1	0	0	0	0	0
				Female	7	6	0	1	0	0	0	0	0
4205	Adjunct Faculty Evening	25	3	Male	16	14	0	1	1	0	0	0	0
				Female	9	8	0	1	0	0	0	0	0
7500	Mathematics	27	6	Male	20	14	1	3	1	1	0	0	0
				Female	7	7	0	0	0	0	0	0	0
8501	Computer Science	3	0	Male	1	1	0	0	0	0	0	0	0
				Female	2	2	0	0	0	0	0	0	0
8888	Computer Science Mathematics	2	0	Male	1	1	0	0	0	0	0	0	0
				Female	1	1	0	0	0	0	0	0	0
Grand Total #		77	11	Male #	49	40	1	5	2	1	0	0	
Grand Total %			14.3	Male %	63.6	51.9	1.3	6.5	2.6	1.3	0.0	0.0	
				Female #	28	26	0	2	0	0	0	0	
				Female%	36.4	33.8	0.0	2.6	0.0	0.0	0.0	0.0	

Maricopa County Community College District

Glendale Community College

Snapshot Date: 09/30/2017

Workforce Analysis

Organizational Unit: Mechanical Electrical Plumbing

Job Code	JobTitle	Total		Total								
		EMP	MIN	EMP	W	AA	H	A	NA	PI	2+	
4550	Carpenter	2	0	Male	2	2	0	0	0	0	0	0
				Female	0	0	0	0	0	0	0	0
4555	Electrician	2	1	Male	2	1	0	1	0	0	0	0
				Female	0	0	0	0	0	0	0	0
4560	HVAC Maint Tech	3	1	Male	3	2	0	1	0	0	0	0
				Female	0	0	0	0	0	0	0	0
4630	Painter	1	1	Male	1	0	0	1	0	0	0	0
				Female	0	0	0	0	0	0	0	0
4840	Building Maint Tech	1	0	Male	1	1	0	0	0	0	0	0
				Female	0	0	0	0	0	0	0	0
Grand Total #		9	3	Male #	9	6	0	3	0	0	0	0
Grand Total %			33.3	Male %	100.0	66.7	0.0	33.3	0.0	0.0	0.0	0.0
				Female #	0	0	0	0	0	0	0	0
				Female%	0.0	0.0	0.0	0.0	0.0	0.0	0.0	0.0

Maricopa County Community College District

Glendale Community College

Workforce Analysis

Snapshot Date: 09/30/2017

Organizational Unit: Media

Job Code	JobTitle	Total		Total								
		EMP	MIN	EMP	W	AA	H	A	NA	PI	2+	
2515	Audiovisual Maint Tech	1	0	Male	1	1	0	0	0	0	0	0
				Female	0	0	0	0	0	0	0	0
		Grand Total #	1	0	Male #	1	1	0	0	0	0	0
		Grand Total %		0.0	Male %	100.0	100.0	0.0	0.0	0.0	0.0	0.0
					Female #	0	0	0	0	0	0	0
					Female%	0.0	0.0	0.0	0.0	0.0	0.0	0.0

Maricopa County Community College District

Glendale Community College

Workforce Analysis

Snapshot Date: 09/30/2017

Organizational Unit: Medical Ultrasound

Job Code	JobTitle	Total		Total								
		EMP	MIN	EMP	W	AA	H	A	NA	PI	2+	
4205	Adjunct Faculty Evening	1	0	Male	1	1	0	0	0	0	0	0
				Female	0	0	0	0	0	0	0	0
Grand Total #		1	0	Male #	1	1	0	0	0	0	0	0
Grand Total %			0.0	Male %	100.0	100.0	0.0	0.0	0.0	0.0	0.0	0.0
				Female #	0	0	0	0	0	0	0	0
				Female%	0.0	0.0	0.0	0.0	0.0	0.0	0.0	0.0

Maricopa County Community College District

Glendale Community College

Snapshot Date: 09/30/2017

Workforce Analysis

Organizational Unit: Mth, Sci, Engin, & Counseling

Job Code	JobTitle	Total		Total								
		EMP	MIN	EMP	W	AA	H	A	NA	PI	2+	
4036	Student Lrning Facilitator I	8	5	Male	6	3	0	3	0	0	0	0
				Female	2	0	0	1	0	1	0	0
Grand Total #		8	5	Male #	6	3	0	3	0	0	0	0
Grand Total %			62.5	Male %	75.0	37.5	0.0	37.5	0.0	0.0	0.0	0.0
				Female #	2	0	0	1	0	1	0	0
				Female%	25.0	0.0	0.0	12.5	0.0	12.5	0.0	0.0

Maricopa County Community College District

Glendale Community College

Snapshot Date: 09/30/2017

Workforce Analysis

Organizational Unit: Music

Job Code	JobTitle	Total		Total									
		EMP	MIN	EMP	W	AA	H	A	NA	PI	2+		
4018	Music Instruction Hrly	4	0	Male	3	3	0	0	0	0	0	0	0
				Female	1	1	0	0	0	0	0	0	0
4204	Adjunct Faculty Day	1	0	Male	0	0	0	0	0	0	0	0	0
				Female	1	1	0	0	0	0	0	0	0
Grand Total #		5	0	Male #	3	3	0	0	0	0	0	0	
Grand Total %			0.0	Male %	60.0	60.0	0.0	0.0	0.0	0.0	0.0	0.0	
				Female #	2	2	0	0	0	0	0	0	
				Female%	40.0	40.0	0.0	0.0	0.0	0.0	0.0	0.0	

Maricopa County Community College District

Glendale Community College

Workforce Analysis

Snapshot Date: 09/30/2017

Organizational Unit: Music-Performing Arts Center

Job Code	JobTitle	Total		Total								
		EMP	MIN	EMP	W	AA	H	A	NA	PI	2+	
4050	Accompanist	2	0	Male	0	0	0	0	0	0	0	0
				Female	2	2	0	0	0	0	0	0
Grand Total #		2	0	Male #	0	0	0	0	0	0	0	0
Grand Total %			0.0	Male %	0.0	0.0	0.0	0.0	0.0	0.0	0.0	0.0
				Female #	2	2	0	0	0	0	0	0
				Female%	100.0	100.0	0.0	0.0	0.0	0.0	0.0	0.0

Maricopa County Community College District

Glendale Community College

Snapshot Date: 09/30/2017

Workforce Analysis

Organizational Unit: My Career, Library & CTL

Job Code	JobTitle	Total		Total								
		EMP	MIN	EMP	W	AA	H	A	NA	PI	2+	
4200	Ath Dir Trn Coach	1	1	Male	1	0	0	1	0	0	0	0
				Female	0	0	0	0	0	0	0	
4204	Adjunct Faculty Day	2	1	Male	1	0	0	1	0	0	0	0
				Female	1	1	0	0	0	0	0	
Grand Total #		3	2	Male #	2	0	0	2	0	0	0	0
Grand Total %			66.7	Male %	66.7	0.0	0.0	66.7	0.0	0.0	0.0	0.0
				Female #	1	1	0	0	0	0	0	0
				Female%	33.3	33.3	0.0	0.0	0.0	0.0	0.0	0.0

Maricopa County Community College District
Glendale Community College
Workforce Analysis

Snapshot Date: 09/30/2017

Organizational Unit: Network Operations Center

Job Code	JobTitle	Total		Total									
		EMP	MIN	EMP	W	AA	H	A	NA	PI	2+		
1103	Network Admin	1	0	Male	1	1	0	0	0	0	0	0	0
				Female	0	0	0	0	0	0	0	0	0
1211	Systems Admin II	1	0	Male	1	1	0	0	0	0	0	0	0
				Female	0	0	0	0	0	0	0	0	0
2330	Lead Computer Operator	1	0	Male	0	0	0	0	0	0	0	0	0
				Female	1	1	0	0	0	0	0	0	0
2735	Computer Operator I	1	1	Male	1	0	0	1	0	0	0	0	0
				Female	0	0	0	0	0	0	0	0	0
Grand Total #		4	1	Male #	3	2	0	1	0	0	0	0	
Grand Total %			25.0	Male %	75.0	50.0	0.0	25.0	0.0	0.0	0.0	0.0	
				Female #	1	1	0	0	0	0	0	0	
				Female%	25.0	25.0	0.0	0.0	0.0	0.0	0.0	0.0	

Maricopa County Community College District

Glendale Community College

Snapshot Date: 09/30/2017

Workforce Analysis

Organizational Unit: NSO & Student Ambassadors Prog

Job Code	JobTitle	Total		Total								
		EMP	MIN	EMP	W	AA	H	A	NA	PI	2+	
1457	Student Svcs Spec	1	0	Male	0	0	0	0	0	0	0	0
				Female	1	1	0	0	0	0	0	0
Grand Total #		1	0	Male #	0	0	0	0	0	0	0	0
Grand Total %			0.0	Male %	0.0	0.0	0.0	0.0	0.0	0.0	0.0	0.0
				Female #	1	1	0	0	0	0	0	0
				Female%	100.0	100.0	0.0	0.0	0.0	0.0	0.0	0.0

Maricopa County Community College District

Glendale Community College

Snapshot Date: 09/30/2017

Workforce Analysis

Organizational Unit: Nursing

Job Code	JobTitle	Total		Total									
		EMP	MIN	EMP	W	AA	H	A	NA	PI	2+		
1370	Coord Nursing Lab	1	0	Male	0	0	0	0	0	0	0	0	0
				Female	1	1	0	0	0	0	0	0	0
2550	Curriculum Tech	1	0	Male	0	0	0	0	0	0	0	0	0
				Female	1	1	0	0	0	0	0	0	0
2730	Admin Secretary III	1	1	Male	0	0	0	0	0	0	0	0	0
				Female	1	0	0	1	0	0	0	0	0
4028	Substitute Pay Day Inst	3	1	Male	1	1	0	0	0	0	0	0	0
				Female	2	1	0	1	0	0	0	0	0
4029	Substitute Pay Evening Inst	1	0	Male	0	0	0	0	0	0	0	0	0
				Female	1	1	0	0	0	0	0	0	0
4204	Adjunct Faculty Day	4	1	Male	0	0	0	0	0	0	0	0	0
				Female	4	3	0	1	0	0	0	0	0
4205	Adjunct Faculty Evening	3	0	Male	0	0	0	0	0	0	0	0	0
				Female	3	3	0	0	0	0	0	0	0
4349	Other Paid from Fund 2 Hrly	1	0	Male	0	0	0	0	0	0	0	0	0
				Female	1	1	0	0	0	0	0	0	0
7386	Clinical Nursing	9	1	Male	1	1	0	0	0	0	0	0	0
				Female	8	7	0	0	1	0	0	0	0
7560	Nursing	6	0	Male	2	2	0	0	0	0	0	0	0
				Female	4	4	0	0	0	0	0	0	0
Grand Total #		30	4	Male #	4	4	0	0	0	0	0	0	0
Grand Total %			13.3	Male %	13.3	13.3	0.0	0.0	0.0	0.0	0.0	0.0	0.0
				Female #	26	22	0	3	1	0	0	0	0
				Female%	86.7	73.3	0.0	10.0	3.3	0.0	0.0	0.0	0.0

Maricopa County Community College District

Glendale Community College

Workforce Analysis

Snapshot Date: 09/30/2017

Organizational Unit: Nutrition

Job Code	JobTitle	Total		Total									
		EMP	MIN	EMP	W	AA	H	A	NA	PI	2+		
2774	Sci Instruct Tech Lab Tech	1	0	Male	0	0	0	0	0	0	0	0	0
				Female	1	1	0	0	0	0	0	0	0
4204	Adjunct Faculty Day	5	1	Male	1	1	0	0	0	0	0	0	
				Female	4	3	0	1	0	0	0	0	
4205	Adjunct Faculty Evening	1	0	Male	0	0	0	0	0	0	0	0	
				Female	1	1	0	0	0	0	0	0	
8421	Nutrition	3	1	Male	0	0	0	0	0	0	0	0	
				Female	3	2	0	1	0	0	0	0	
Grand Total #		10	2	Male #	1	1	0	0	0	0	0	0	
Grand Total %			20.0	Male %	10.0	10.0	0.0	0.0	0.0	0.0	0.0	0.0	
				Female #	9	7	0	2	0	0	0	0	
				Female%	90.0	70.0	0.0	20.0	0.0	0.0	0.0	0.0	

Maricopa County Community College District

Glendale Community College

Snapshot Date: 09/30/2017

Workforce Analysis

Organizational Unit: Office of the Chancellor

Job Code	JobTitle	Total		Total								
		EMP	MIN	EMP	W	AA	H	A	NA	PI	2+	
50	College President	1	1	Male	0	0	0	0	0	0	0	0
				Female	1	0	0	1	0	0	0	0
Grand Total #		1	1	Male #	0	0	0	0	0	0	0	0
Grand Total %			100.0	Male %	0.0	0.0	0.0	0.0	0.0	0.0	0.0	0.0
				Female #	1	0	0	1	0	0	0	0
				Female%	100.0	0.0	0.0	100.0	0.0	0.0	0.0	0.0

Maricopa County Community College District

Glendale Community College

Snapshot Date: 09/30/2017

Workforce Analysis

Organizational Unit: Office of the President GCC

Job Code	JobTitle	Total		Total								
		EMP	MIN	EMP	W	AA	H	A	NA	PI	2+	
100	VP Academic Affairs	1	0	Male	1	1	0	0	0	0	0	0
				Female	0	0	0	0	0	0	0	0
130	VP Admin Svcs	1	1	Male	0	0	0	0	0	0	0	0
				Female	1	0	0	1	0	0	0	0
145	VP Student Affairs	1	1	Male	0	0	0	0	0	0	0	0
				Female	1	0	0	1	0	0	0	0
2306	Admin Asst to College Pres	1	1	Male	0	0	0	0	0	0	0	0
				Female	1	0	0	1	0	0	0	0
493	Dir Development	1	1	Male	0	0	0	0	0	0	0	0
				Female	1	0	0	1	0	0	0	0
Grand Total #		5	4	Male #	1	1	0	0	0	0	0	0
Grand Total %			80.0	Male %	20.0	20.0	0.0	0.0	0.0	0.0	0.0	0.0
				Female #	4	0	0	4	0	0	0	0
				Female%	80.0	0.0	0.0	80.0	0.0	0.0	0.0	0.0

Maricopa County Community College District

Glendale Community College

Workforce Analysis

Snapshot Date: 09/30/2017

Organizational Unit: Office of VP Info Technology

Job Code	JobTitle	Total		Total								
		EMP	MIN	EMP	W	AA	H	A	NA	PI	2+	
1295	Coord IT Records Information	1	0	Male	1	1	0	0	0	0	0	0
				Female	0	0	0	0	0	0	0	0
Grand Total #		1	0	Male #	1	1	0	0	0	0	0	
Grand Total %			0.0	Male %	100.0	100.0	0.0	0.0	0.0	0.0	0.0	
				Female #	0	0	0	0	0	0	0	
				Female%	0.0	0.0	0.0	0.0	0.0	0.0	0.0	

Maricopa County Community College District

Glendale Community College

Snapshot Date: 09/30/2017

Workforce Analysis

Organizational Unit: Office of VP Student Affairs

Job Code	JobTitle	Total		Total								
		EMP	MIN	EMP	W	AA	H	A	NA	PI	2+	
440	Dir Admissions Regist Records	1	0	Male	0	0	0	0	0	0	0	0
				Female	1	1	0	0	0	0	0	0
Grand Total #		1	0	Male #	0	0	0	0	0	0	0	0
Grand Total %			0.0	Male %	0.0	0.0	0.0	0.0	0.0	0.0	0.0	0.0
				Female #	1	1	0	0	0	0	0	0
				Female%	100.0	100.0	0.0	0.0	0.0	0.0	0.0	0.0

Maricopa County Community College District

Glendale Community College

Snapshot Date: 09/30/2017

Workforce Analysis

Organizational Unit: Performing Arts

Job Code	JobTitle	Total		Total								
		EMP	MIN	EMP	W	AA	H	A	NA	PI	2+	
2310	Coord Perform Arts Facilities	1	0	Male	1	1	0	0	0	0	0	0
				Female	0	0	0	0	0	0	0	0
4204	Adjunct Faculty Day	14	3	Male	5	4	0	1	0	0	0	
				Female	9	7	0	1	0	1	0	0
4205	Adjunct Faculty Evening	3	1	Male	1	0	1	0	0	0	0	
				Female	2	2	0	0	0	0	0	0
6545	Theatre	1	0	Male	1	1	0	0	0	0	0	
				Female	0	0	0	0	0	0	0	0
7550	Music	7	1	Male	6	5	0	1	0	0	0	
				Female	1	1	0	0	0	0	0	0
7552	Music Audio Production Tech	1	0	Male	1	1	0	0	0	0	0	
				Female	0	0	0	0	0	0	0	0
8396	Dance	1	0	Male	0	0	0	0	0	0	0	
				Female	1	1	0	0	0	0	0	0
Grand Total #		28	5	Male #	15	12	1	2	0	0	0	
Grand Total %			17.9	Male %	53.6	42.9	3.6	7.1	0.0	0.0	0.0	
				Female #	13	11	0	1	0	1	0	
				Female%	46.4	39.3	0.0	3.6	0.0	3.6	0.0	

**Maricopa County Community College District
Glendale Community College
Workforce Analysis**

Snapshot Date: 09/30/2017

Organizational Unit: Philosophy-Religious Studies

Job Code	JobTitle	Total		Total								
		EMP	MIN	EMP	W	AA	H	A	NA	PI	2+	
4204	Adjunct Faculty Day	11	1	Male	8	7	0	1	0	0	0	0
				Female	3	3	0	0	0	0	0	
4205	Adjunct Faculty Evening	4	1	Male	4	3	0	0	1	0	0	0
				Female	0	0	0	0	0	0	0	
886	Coord Enrollment Svcs	1	0	Male	1	1	0	0	0	0	0	0
				Female	0	0	0	0	0	0	0	
Grand Total #		16	2	Male #	13	11	0	1	1	0	0	0
Grand Total %			12.5	Male %	81.3	68.8	0.0	6.3	6.3	0.0	0.0	0.0
				Female #	3	3	0	0	0	0	0	0
				Female%	18.8	18.8	0.0	0.0	0.0	0.0	0.0	0.0

Maricopa County Community College District

Glendale Community College

Snapshot Date: 09/30/2017

Workforce Analysis

Organizational Unit: Philosophy/Religious Studies

Job Code	JobTitle	Total		Total								
		EMP	MIN	EMP	W	AA	H	A	NA	PI	2+	
2730	Admin Secretary III	1	0	Male	0	0	0	0	0	0	0	0
				Female	1	1	0	0	0	0	0	0
6359	Philosophy Religious Studies	1	0	Male	0	0	0	0	0	0	0	0
				Female	1	1	0	0	0	0	0	0
8000	Philosophy	1	0	Male	1	1	0	0	0	0	0	0
				Female	0	0	0	0	0	0	0	0
8363	Religious Studies	2	0	Male	0	0	0	0	0	0	0	0
				Female	2	2	0	0	0	0	0	0
Grand Total #		5	0	Male #	1	1	0	0	0	0	0	0
Grand Total %			0.0	Male %	20.0	20.0	0.0	0.0	0.0	0.0	0.0	0.0
				Female #	4	4	0	0	0	0	0	0
				Female%	80.0	80.0	0.0	0.0	0.0	0.0	0.0	0.0

Maricopa County Community College District

Glendale Community College

Workforce Analysis

Snapshot Date: 09/30/2017

Organizational Unit: Physical Science

Job Code	JobTitle	Total		Total								
		EMP	MIN	EMP	W	AA	H	A	NA	PI	2+	
4205	Adjunct Faculty Evening	1	0	Male	0	0	0	0	0	0	0	0
				Female	1	1	0	0	0	0	0	0
Grand Total #		1	0	Male #	0	0	0	0	0	0	0	0
Grand Total %			0.0	Male %	0.0	0.0	0.0	0.0	0.0	0.0	0.0	0.0
				Female #	1	1	0	0	0	0	0	0
				Female%	100.0	100.0	0.0	0.0	0.0	0.0	0.0	0.0

Maricopa County Community College District

Glendale Community College

Snapshot Date: 09/30/2017

Workforce Analysis

Organizational Unit: Physical Sciences

Job Code	JobTitle	Total		Total								
		EMP	MIN	EMP	W	AA	H	A	NA	PI	2+	
1051	Coord Science Lab	1	0	Male	1	1	0	0	0	0	0	0
				Female	0	0	0	0	0	0	0	0
2730	Admin Secretary III	1	0	Male	0	0	0	0	0	0	0	0
				Female	1	1	0	0	0	0	0	0
2775	Science Lab Tech	1	0	Male	0	0	0	0	0	0	0	0
				Female	1	1	0	0	0	0	0	0
4204	Adjunct Faculty Day	1	0	Male	1	1	0	0	0	0	0	0
				Female	0	0	0	0	0	0	0	0
4205	Adjunct Faculty Evening	2	0	Male	2	2	0	0	0	0	0	0
				Female	0	0	0	0	0	0	0	0
7380	Geology	4	0	Male	2	2	0	0	0	0	0	0
				Female	2	2	0	0	0	0	0	0
8110	Physics	2	0	Male	1	1	0	0	0	0	0	0
				Female	1	1	0	0	0	0	0	0
8126	Astronomy	3	0	Male	2	2	0	0	0	0	0	0
				Female	1	1	0	0	0	0	0	0
Grand Total #		15	0	Male #	9	9	0	0	0	0	0	0
Grand Total %			0.0	Male %	60.0	60.0	0.0	0.0	0.0	0.0	0.0	0.0
				Female #	6	6	0	0	0	0	0	0
				Female%	40.0	40.0	0.0	0.0	0.0	0.0	0.0	0.0

Maricopa County Community College District

Glendale Community College

Workforce Analysis

Snapshot Date: 09/30/2017

Organizational Unit: PSS Dept Office

Job Code	JobTitle	Total		Total								
		EMP	MIN	EMP	W	AA	H	A	NA	PI	2+	
2730	Admin Secretary III	1	1	Male	0	0	0	0	0	0	0	0
				Female	1	0	0	1	0	0	0	0
Grand Total #		1	1	Male #	0	0	0	0	0	0	0	0
Grand Total %			100.0	Male %	0.0	0.0	0.0	0.0	0.0	0.0	0.0	0.0
				Female #	1	0	0	1	0	0	0	0
				Female%	100.0	0.0	0.0	100.0	0.0	0.0	0.0	0.0

Maricopa County Community College District

Glendale Community College

Snapshot Date: 09/30/2017

Workforce Analysis

Organizational Unit: Psychology

Job Code	JobTitle	Total		Total									
		EMP	MIN	EMP	W	AA	H	A	NA	PI	2+		
1081	Coord Tech Develop Training	1	0	Male	0	0	0	0	0	0	0	0	0
				Female	1	1	0	0	0	0	0	0	0
1930	Athletic Spec	1	0	Male	0	0	0	0	0	0	0	0	0
				Female	1	1	0	0	0	0	0	0	0
2730	Admin Secretary III	1	0	Male	0	0	0	0	0	0	0	0	0
				Female	1	1	0	0	0	0	0	0	0
4204	Adjunct Faculty Day	14	1	Male	3	3	0	0	0	0	0	0	0
				Female	11	10	0	1	0	0	0	0	0
4205	Adjunct Faculty Evening	7	1	Male	3	3	0	0	0	0	0	0	0
				Female	4	3	0	0	1	0	0	0	0
8140	Psychology	10	2	Male	3	2	0	1	0	0	0	0	0
				Female	7	6	1	0	0	0	0	0	0
Grand Total #		34	4	Male #	9	8	0	1	0	0	0	0	
Grand Total %			11.8	Male %	26.5	23.5	0.0	2.9	0.0	0.0	0.0	0.0	
				Female #	25	22	1	1	1	0	0	0	
				Female%	73.5	64.7	2.9	2.9	2.9	0.0	0.0	0.0	

Maricopa County Community College District

Glendale Community College

Snapshot Date: 09/30/2017

Workforce Analysis

Organizational Unit: Public Safety

Job Code	JobTitle	Total		Total								
		EMP	MIN	EMP	W	AA	H	A	NA	PI	2+	
1007	Public Safety Police Officer	1	0	Male	1	1	0	0	0	0	0	0
				Female	0	0	0	0	0	0	0	0
1053	Public Safety Police Sergeant	1	0	Male	1	1	0	0	0	0	0	0
				Female	0	0	0	0	0	0	0	0
2335	Office Coord III	1	0	Male	0	0	0	0	0	0	0	0
				Female	1	1	0	0	0	0	0	0
4880	Public Safety Aide	4	0	Male	2	2	0	0	0	0	0	0
				Female	2	2	0	0	0	0	0	0
4881	Public Safety Aide Supv	1	0	Male	0	0	0	0	0	0	0	0
				Female	1	1	0	0	0	0	0	0
Grand Total #		8	0	Male #	4	4	0	0	0	0	0	0
Grand Total %			0.0	Male %	50.0	50.0	0.0	0.0	0.0	0.0	0.0	0.0
				Female #	4	4	0	0	0	0	0	0
				Female%	50.0	50.0	0.0	0.0	0.0	0.0	0.0	0.0

Maricopa County Community College District

Glendale Community College

Snapshot Date: 09/30/2017

Workforce Analysis

Organizational Unit: Public Safety-GCC North

Job Code	JobTitle	Total		Total								
		EMP	MIN	EMP	W	AA	H	A	NA	PI	2+	
1007	Public Safety Police Officer	1	1	Male	1	0	0	1	0	0	0	0
				Female	0	0	0	0	0	0	0	
Grand Total #		1	1	Male #	1	0	0	1	0	0	0	0
Grand Total %			100.0	Male %	100.0	0.0	0.0	100.0	0.0	0.0	0.0	0.0
				Female #	0	0	0	0	0	0	0	0
				Female%	0.0	0.0	0.0	0.0	0.0	0.0	0.0	0.0

Maricopa County Community College District

Glendale Community College

Workforce Analysis

Snapshot Date: 09/30/2017

Organizational Unit: Social & Behavioral Sciences

Job Code	JobTitle	Total		Total								
		EMP	MIN	EMP	W	AA	H	A	NA	PI	2+	
4064	Program Advisors	1	0	Male	1	1	0	0	0	0	0	0
				Female	0	0	0	0	0	0	0	0
Grand Total #		1	0	Male #	1	1	0	0	0	0	0	
Grand Total %			0.0	Male %	100.0	100.0	0.0	0.0	0.0	0.0	0.0	
				Female #	0	0	0	0	0	0	0	
				Female%	0.0	0.0	0.0	0.0	0.0	0.0	0.0	

**Maricopa County Community College District
Glendale Community College
Workforce Analysis**

Snapshot Date: 09/30/2017

Organizational Unit: Social Sciences

Job Code	JobTitle	Total		Total								
		EMP	MIN	EMP	W	AA	H	A	NA	PI	2+	
2730	Admin Secretary III	1	0	Male	0	0	0	0	0	0	0	0
				Female	1	1	0	0	0	0	0	0
3210	Equipment Clerk	1	0	Male	1	1	0	0	0	0	0	0
				Female	0	0	0	0	0	0	0	0
4204	Adjunct Faculty Day	13	2	Male	10	8	0	0	1	1	0	0
				Female	3	3	0	0	0	0	0	0
4205	Adjunct Faculty Evening	10	1	Male	4	3	1	0	0	0	0	0
				Female	6	6	0	0	0	0	0	0
7030	Anthropology	1	1	Male	0	0	0	0	0	0	0	0
				Female	1	0	0	1	0	0	0	0
7280	Economics	2	0	Male	2	2	0	0	0	0	0	0
				Female	0	0	0	0	0	0	0	0
7290	Education	2	0	Male	0	0	0	0	0	0	0	0
				Female	2	2	0	0	0	0	0	0
7370	Geography	1	0	Male	0	0	0	0	0	0	0	0
				Female	1	1	0	0	0	0	0	0
7400	History	2	0	Male	1	1	0	0	0	0	0	0
				Female	1	1	0	0	0	0	0	0
8120	Political Science	1	0	Male	0	0	0	0	0	0	0	0
				Female	1	1	0	0	0	0	0	0
8150	Reading	1	0	Male	0	0	0	0	0	0	0	0
				Female	1	1	0	0	0	0	0	0
8190	Sociology	3	1	Male	3	2	1	0	0	0	0	0
				Female	0	0	0	0	0	0	0	0

Maricopa County Community College District

Glendale Community College

Workforce Analysis

Snapshot Date: 09/30/2017

Organizational Unit: Social Sciences

Job Code	JobTitle	Total		Total								
		EMP	MIN	EMP	W	AA	H	A	NA	PI	2+	
	Grand Total #	38	5	Male #	21	17	2	0	1	1	0	0
	Grand Total %		13.2	Male %	55.3	44.7	5.3	0.0	2.6	2.6	0.0	0.0
				Female #	17	16	0	1	0	0	0	0
				Female%	44.7	42.1	0.0	2.6	0.0	0.0	0.0	0.0

Maricopa County Community College District

Glendale Community College

Snapshot Date: 09/30/2017

Workforce Analysis

Organizational Unit: Strategy, Planning & Acct

Job Code	JobTitle	Total		Total								
		EMP	MIN	EMP	W	AA	H	A	NA	PI	2+	
2576	Graphic Designer II	1	0	Male	1	1	0	0	0	0	0	0
				Female	0	0	0	0	0	0	0	0
455	Exec Asst	1	0	Male	0	0	0	0	0	0	0	0
				Female	1	1	0	0	0	0	0	0
Grand Total #		2	0	Male #	1	1	0	0	0	0	0	0
Grand Total %			0.0	Male %	50.0	50.0	0.0	0.0	0.0	0.0	0.0	0.0
				Female #	1	1	0	0	0	0	0	0
				Female%	50.0	50.0	0.0	0.0	0.0	0.0	0.0	0.0

**Maricopa County Community College District
Glendale Community College
Workforce Analysis**

Snapshot Date: 09/30/2017

Organizational Unit: Structures

Job Code	JobTitle	Total		Total								
		EMP	MIN	EMP	W	AA	H	A	NA	PI	2+	
4530	Equipment Mechanic	1	0	Male	1	1	0	0	0	0	0	0
				Female	0	0	0	0	0	0	0	0
4891	Lead Custodian II	1	1	Male	0	0	0	0	0	0	0	0
				Female	1	0	0	0	0	1	0	0
4895	Custodian I	10	10	Male	2	0	0	2	0	0	0	0
				Female	8	0	0	8	0	0	0	0
4900	Groundskeeper I	2	1	Male	2	1	0	1	0	0	0	0
				Female	0	0	0	0	0	0	0	0
4905	Custodian II	1	0	Male	1	1	0	0	0	0	0	0
				Female	0	0	0	0	0	0	0	0
4920	Groundskeeper II	1	1	Male	1	0	0	1	0	0	0	0
				Female	0	0	0	0	0	0	0	0
4925	Master Gardener	1	0	Male	1	1	0	0	0	0	0	0
				Female	0	0	0	0	0	0	0	0
Grand Total #		17	13	Male #	8	4	0	4	0	0	0	0
Grand Total %			76.5	Male %	47.1	23.5	0.0	23.5	0.0	0.0	0.0	0.0
				Female #	9	0	0	8	0	1	0	0
				Female%	52.9	0.0	0.0	47.1	0.0	5.9	0.0	0.0

Maricopa County Community College District

Glendale Community College

Workforce Analysis

Snapshot Date: 09/30/2017

Organizational Unit: Student Activities

Job Code	JobTitle	Total		Total								
		EMP	MIN	EMP	W	AA	H	A	NA	PI	2+	
4075	Temp Level 2	3	2	Male	2	1	0	1	0	0	0	0
				Female	1	0	1	0	0	0	0	
Grand Total #		3	2	Male #	2	1	0	1	0	0	0	0
Grand Total %			66.7	Male %	66.7	33.3	0.0	33.3	0.0	0.0	0.0	0.0
				Female #	1	0	1	0	0	0	0	0
				Female%	33.3	0.0	33.3	0.0	0.0	0.0	0.0	0.0

Maricopa County Community College District

Glendale Community College

Snapshot Date: 09/30/2017

Workforce Analysis

Organizational Unit: Student Activities Admin

Job Code	JobTitle	Total		Total								
		EMP	MIN	EMP	W	AA	H	A	NA	PI	2+	
4075	Temp Level 2	3	2	Male	0	0	0	0	0	0	0	0
				Female	3	1	0	2	0	0	0	0
Grand Total #		3	2	Male #	0	0	0	0	0	0	0	0
Grand Total %			66.7	Male %	0.0	0.0	0.0	0.0	0.0	0.0	0.0	0.0
				Female #	3	1	0	2	0	0	0	0
				Female%	100.0	33.3	0.0	66.7	0.0	0.0	0.0	0.0

Maricopa County Community College District

Glendale Community College

Workforce Analysis

Snapshot Date: 09/30/2017

Organizational Unit: Student Affairs

Job Code	JobTitle	Total		Total									
		EMP	MIN	EMP	W	AA	H	A	NA	PI	2+		
4075	Temp Level 2	2	0	Male	1	1	0	0	0	0	0	0	0
				Female	1	1	0	0	0	0	0	0	0
Grand Total #		2	0	Male #	1	1	0	0	0	0	0	0	0
Grand Total %			0.0	Male %	50.0	50.0	0.0	0.0	0.0	0.0	0.0	0.0	0.0
				Female #	1	1	0	0	0	0	0	0	0
				Female%	50.0	50.0	0.0	0.0	0.0	0.0	0.0	0.0	0.0

Maricopa County Community College District

Glendale Community College

Workforce Analysis

Snapshot Date: 09/30/2017

Organizational Unit: Student Affairs QA & Trn

Job Code	JobTitle	Total		Total								
		EMP	MIN	EMP	W	AA	H	A	NA	PI	2+	
4075	Temp Level 2	3	1	Male	1	1	0	0	0	0	0	0
				Female	2	1	1	0	0	0	0	0
Grand Total #		3	1	Male #	1	1	0	0	0	0	0	0
Grand Total %			33.3	Male %	33.3	33.3	0.0	0.0	0.0	0.0	0.0	0.0
				Female #	2	1	1	0	0	0	0	0
				Female%	66.7	33.3	33.3	0.0	0.0	0.0	0.0	0.0

Maricopa County Community College District

Glendale Community College

Workforce Analysis

Snapshot Date: 09/30/2017

Organizational Unit: Student Dev - Early College

Job Code	JobTitle	Total		Total								
		EMP	MIN	EMP	W	AA	H	A	NA	PI	2+	
4075	Temp Level 2	2	0	Male	0	0	0	0	0	0	0	0
				Female	2	2	0	0	0	0	0	0
Grand Total #		2	0	Male #	0	0	0	0	0	0	0	0
Grand Total %			0.0	Male %	0.0	0.0	0.0	0.0	0.0	0.0	0.0	0.0
				Female #	2	2	0	0	0	0	0	0
				Female%	100.0	100.0	0.0	0.0	0.0	0.0	0.0	0.0

Maricopa County Community College District

Glendale Community College

Snapshot Date: 09/30/2017

Workforce Analysis

Organizational Unit: Student Development Center

Job Code	JobTitle	Total		Total								
		EMP	MIN	EMP	W	AA	H	A	NA	PI	2+	
4075	Temp Level 2	4	1	Male	2	2	0	0	0	0	0	0
				Female	2	1	0	0	1	0	0	0
Grand Total #		4	1	Male #	2	2	0	0	0	0	0	0
Grand Total %			25.0	Male %	50.0	50.0	0.0	0.0	0.0	0.0	0.0	0.0
				Female #	2	1	0	0	1	0	0	0
				Female%	50.0	25.0	0.0	0.0	25.0	0.0	0.0	0.0

Maricopa County Community College District

Glendale Community College

Snapshot Date: 09/30/2017

Workforce Analysis

Organizational Unit: Student Development Services

Job Code	JobTitle	Total		Total								
		EMP	MIN	EMP	W	AA	H	A	NA	PI	2+	
4075	Temp Level 2	6	2	Male	2	2	0	0	0	0	0	0
				Female	4	2	0	2	0	0	0	0
7200	Counselor	1	0	Male	0	0	0	0	0	0	0	
				Female	1	1	0	0	0	0	0	
Grand Total #		7	2	Male #	2	2	0	0	0	0	0	
Grand Total %			28.6	Male %	28.6	28.6	0.0	0.0	0.0	0.0	0.0	
				Female #	5	3	0	2	0	0	0	
				Female%	71.4	42.9	0.0	28.6	0.0	0.0	0.0	

Maricopa County Community College District

Glendale Community College

Workforce Analysis

Snapshot Date: 09/30/2017

Organizational Unit: Student Financial Services

Job Code	JobTitle	Total		Total								
		EMP	MIN	EMP	W	AA	H	A	NA	PI	2+	
4075	Temp Level 2	4	4	Male	3	0	1	2	0	0	0	0
				Female	1	0	0	1	0	0	0	0
Grand Total #		4	4	Male #	3	0	1	2	0	0	0	0
Grand Total %			100.0	Male %	75.0	0.0	25.0	50.0	0.0	0.0	0.0	0.0
				Female #	1	0	0	1	0	0	0	0
				Female%	25.0	0.0	0.0	25.0	0.0	0.0	0.0	0.0

Maricopa County Community College District

Glendale Community College

Workforce Analysis

Snapshot Date: 09/30/2017

Organizational Unit: Student Information Systems

Job Code	JobTitle	Total		Total								
		EMP	MIN	EMP	W	AA	H	A	NA	PI	2+	
4075	Temp Level 2	3	3	Male	0	0	0	0	0	0	0	0
				Female	3	0	1	1	0	0	1	0
Grand Total #		3	3	Male #	0	0	0	0	0	0	0	0
Grand Total %			100.0	Male %	0.0	0.0	0.0	0.0	0.0	0.0	0.0	0.0
				Female #	3	0	1	1	0	0	1	0
				Female%	100.0	0.0	33.3	33.3	0.0	0.0	33.3	0.0

Maricopa County Community College District

Glendale Community College

Workforce Analysis

Snapshot Date: 09/30/2017

Organizational Unit: Student Leadership

Job Code	JobTitle	Total		Total								
		EMP	MIN	EMP	W	AA	H	A	NA	PI	2+	
4075	Temp Level 2	4	4	Male	3	0	1	2	0	0	0	0
				Female	1	0	1	0	0	0	0	
Grand Total #		4	4	Male #	3	0	1	2	0	0	0	0
Grand Total %			100.0	Male %	75.0	0.0	25.0	50.0	0.0	0.0	0.0	0.0
				Female #	1	0	1	0	0	0	0	0
				Female%	25.0	0.0	25.0	0.0	0.0	0.0	0.0	0.0

Maricopa County Community College District

Glendale Community College

Snapshot Date: 09/30/2017

Workforce Analysis

Organizational Unit: Student Leadership Center

Job Code	JobTitle	Total		Total								
		EMP	MIN	EMP	W	AA	H	A	NA	PI	2+	
1459	Student Life Ldrship Prog Spec	1	0	Male	0	0	0	0	0	0	0	0
				Female	1	1	0	0	0	0	0	0
4075	Temp Level 2	1	1	Male	0	0	0	0	0	0	0	0
				Female	1	0	0	1	0	0	0	0
Grand Total #		2	1	Male #	0	0	0	0	0	0	0	0
Grand Total %			50.0	Male %	0.0	0.0	0.0	0.0	0.0	0.0	0.0	0.0
				Female #	2	1	0	1	0	0	0	0
				Female%	100.0	50.0	0.0	50.0	0.0	0.0	0.0	0.0

Maricopa County Community College District

Glendale Community College

Snapshot Date: 09/30/2017

Workforce Analysis

Organizational Unit: Student Life

Job Code	JobTitle	Total		Total								
		EMP	MIN	EMP	W	AA	H	A	NA	PI	2+	
1119	Mgr Disability Resource Svcs	1	0	Male	0	0	0	0	0	0	0	0
				Female	1	1	0	0	0	0	0	0
4075	Temp Level 2	4	1	Male	2	1	0	1	0	0	0	0
				Female	2	2	0	0	0	0	0	0
731	Dir Athletics	1	0	Male	1	1	0	0	0	0	0	0
				Female	0	0	0	0	0	0	0	0
785	Dir Student Life Leadership	1	0	Male	0	0	0	0	0	0	0	0
				Female	1	1	0	0	0	0	0	0
9938	Student Support Spec	1	1	Male	0	0	0	0	0	0	0	0
				Female	1	0	0	1	0	0	0	0
Grand Total #		8	2	Male #	3	2	0	1	0	0	0	0
Grand Total %			25.0	Male %	37.5	25.0	0.0	12.5	0.0	0.0	0.0	0.0
				Female #	5	4	0	1	0	0	0	0
				Female%	62.5	50.0	0.0	12.5	0.0	0.0	0.0	0.0

Maricopa County Community College District

Glendale Community College

Workforce Analysis

Snapshot Date: 09/30/2017

Organizational Unit: Student Life-Svc Learning

Job Code	JobTitle	Total		Total								
		EMP	MIN	EMP	W	AA	H	A	NA	PI	2+	
4075	Temp Level 2	5	2	Male	2	1	0	1	0	0	0	0
				Female	3	2	0	0	1	0	0	
Grand Total #		5	2	Male #	2	1	0	1	0	0	0	0
Grand Total %			40.0	Male %	40.0	20.0	0.0	20.0	0.0	0.0	0.0	0.0
				Female #	3	2	0	0	1	0	0	0
				Female%	60.0	40.0	0.0	0.0	20.0	0.0	0.0	0.0

Maricopa County Community College District

Glendale Community College

Snapshot Date: 09/30/2017

Workforce Analysis

Organizational Unit: Student Life/Leadership&Athl.

Job Code	JobTitle	Total		Total								
		EMP	MIN	EMP	W	AA	H	A	NA	PI	2+	
4075	Temp Level 2	8	5	Male	3	0	1	2	0	0	0	0
				Female	5	3	0	2	0	0	0	0
Grand Total #		8	5	Male #	3	0	1	2	0	0	0	0
Grand Total %			62.5	Male %	37.5	0.0	12.5	25.0	0.0	0.0	0.0	0.0
				Female #	5	3	0	2	0	0	0	0
				Female%	62.5	37.5	0.0	25.0	0.0	0.0	0.0	0.0

Maricopa County Community College District

Glendale Community College

Workforce Analysis

Snapshot Date: 09/30/2017

Organizational Unit: Student Loan Services

Job Code	JobTitle	Total		Total								
		EMP	MIN	EMP	W	AA	H	A	NA	PI	2+	
4075	Temp Level 2	2	1	Male	1	0	0	1	0	0	0	0
				Female	1	1	0	0	0	0	0	
Grand Total #		2	1	Male #	1	0	0	1	0	0	0	
Grand Total %			50.0	Male %	50.0	0.0	0.0	50.0	0.0	0.0	0.0	
				Female #	1	1	0	0	0	0	0	
				Female%	50.0	50.0	0.0	0.0	0.0	0.0	0.0	

Maricopa County Community College District

Glendale Community College

Workforce Analysis

Snapshot Date: 09/30/2017

Organizational Unit: Student Recruitment

Job Code	JobTitle	Total		Total								
		EMP	MIN	EMP	W	AA	H	A	NA	PI	2+	
4075	Temp Level 2	3	0	Male	3	3	0	0	0	0	0	0
				Female	0	0	0	0	0	0	0	0
Grand Total #		3	0	Male #	3	3	0	0	0	0	0	0
Grand Total %			0.0	Male %	100.0	100.0	0.0	0.0	0.0	0.0	0.0	0.0
				Female #	0	0	0	0	0	0	0	0
				Female%	0.0	0.0	0.0	0.0	0.0	0.0	0.0	0.0

Maricopa County Community College District

Glendale Community College

Workforce Analysis

Snapshot Date: 09/30/2017

Organizational Unit: Student Success

Job Code	JobTitle	Total		Total								
		EMP	MIN	EMP	W	AA	H	A	NA	PI	2+	
4075	Temp Level 2	8	3	Male	5	4	0	1	0	0	0	0
				Female	3	1	2	0	0	0	0	0
Grand Total #		8	3	Male #	5	4	0	1	0	0	0	0
Grand Total %			37.5	Male %	62.5	50.0	0.0	12.5	0.0	0.0	0.0	0.0
				Female #	3	1	2	0	0	0	0	0
				Female%	37.5	12.5	25.0	0.0	0.0	0.0	0.0	0.0

Maricopa County Community College District

Glendale Community College

Workforce Analysis

Snapshot Date: 09/30/2017

Organizational Unit: Student Success Center

Job Code	JobTitle	Total		Total								
		EMP	MIN	EMP	W	AA	H	A	NA	PI	2+	
4075	Temp Level 2	3	1	Male	2	1	1	0	0	0	0	0
				Female	1	1	0	0	0	0	0	0
Grand Total #		3	1	Male #	2	1	1	0	0	0	0	0
Grand Total %			33.3	Male %	66.7	33.3	33.3	0.0	0.0	0.0	0.0	0.0
				Female #	1	1	0	0	0	0	0	0
				Female%	33.3	33.3	0.0	0.0	0.0	0.0	0.0	0.0

**Maricopa County Community College District
Glendale Community College
Workforce Analysis**

Snapshot Date: 09/30/2017

Organizational Unit: Student Success Initiative

Job Code	JobTitle	Total		Total								
		EMP	MIN	EMP	W	AA	H	A	NA	PI	2+	
1457	Student Svcs Spec	1	0	Male	0	0	0	0	0	0	0	0
				Female	1	1	0	0	0	0	0	0
4075	Temp Level 2	6	3	Male	5	2	1	2	0	0	0	0
				Female	1	1	0	0	0	0	0	0
Grand Total #		7	3	Male #	5	2	1	2	0	0	0	0
Grand Total %			42.9	Male %	71.4	28.6	14.3	28.6	0.0	0.0	0.0	0.0
				Female #	2	2	0	0	0	0	0	0
				Female%	28.6	28.6	0.0	0.0	0.0	0.0	0.0	0.0

Maricopa County Community College District

Glendale Community College

Snapshot Date: 09/30/2017

Workforce Analysis

Organizational Unit: Student Success Programs

Job Code	JobTitle	Total		Total								
		EMP	MIN	EMP	W	AA	H	A	NA	PI	2+	
4075	Temp Level 2	3	1	Male	2	1	0	1	0	0	0	0
				Female	1	1	0	0	0	0	0	0
Grand Total #		3	1	Male #	2	1	0	1	0	0	0	0
Grand Total %			33.3	Male %	66.7	33.3	0.0	33.3	0.0	0.0	0.0	0.0
				Female #	1	1	0	0	0	0	0	0
				Female%	33.3	33.3	0.0	0.0	0.0	0.0	0.0	0.0

Maricopa County Community College District

Glendale Community College

Snapshot Date: 09/30/2017

Workforce Analysis

Organizational Unit: Student Support Services

Job Code	JobTitle	Total		Total								
		EMP	MIN	EMP	W	AA	H	A	NA	PI	2+	
4075	Temp Level 2	2	1	Male	0	0	0	0	0	0	0	0
				Female	2	1	0	1	0	0	0	0
Grand Total #		2	1	Male #	0	0	0	0	0	0	0	0
Grand Total %			50.0	Male %	0.0	0.0	0.0	0.0	0.0	0.0	0.0	0.0
				Female #	2	1	0	1	0	0	0	0
				Female%	100.0	50.0	0.0	50.0	0.0	0.0	0.0	0.0

Maricopa County Community College District

Glendale Community College

Workforce Analysis

Snapshot Date: 09/30/2017

Organizational Unit: Teacher Education

Job Code	JobTitle	Total		Total								
		EMP	MIN	EMP	W	AA	H	A	NA	PI	2+	
4204	Adjunct Faculty Day	1	0	Male	0	0	0	0	0	0	0	0
				Female	1	1	0	0	0	0	0	0
Grand Total #		1	0	Male #	0	0	0	0	0	0	0	0
Grand Total %			0.0	Male %	0.0	0.0	0.0	0.0	0.0	0.0	0.0	0.0
				Female #	1	1	0	0	0	0	0	0
				Female%	100.0	100.0	0.0	0.0	0.0	0.0	0.0	0.0

Maricopa County Community College District

Glendale Community College

Workforce Analysis

Snapshot Date: 09/30/2017

Organizational Unit: Technology Education

Job Code	JobTitle	Total		Total									
		EMP	MIN	EMP	W	AA	H	A	NA	PI	2+		
2730	Admin Secretary III	1	0	Male	0	0	0	0	0	0	0	0	0
				Female	1	1	0	0	0	0	0	0	0
4205	Adjunct Faculty Evening	3	0	Male	2	2	0	0	0	0	0	0	0
				Female	1	1	0	0	0	0	0	0	0
Grand Total #		4	0	Male #	2	2	0	0	0	0	0	0	0
Grand Total %			0.0	Male %	50.0	50.0	0.0	0.0	0.0	0.0	0.0	0.0	0.0
				Female #	2	2	0	0	0	0	0	0	0
				Female%	50.0	50.0	0.0	0.0	0.0	0.0	0.0	0.0	0.0

Maricopa County Community College District

Glendale Community College

Snapshot Date: 09/30/2017

Workforce Analysis

Organizational Unit: Technology Help Desk

Job Code	JobTitle	Total		Total									
		EMP	MIN	EMP	W	AA	H	A	NA	PI	2+		
1296	Lead Help Desk Analyst	1	1	Male	1	0	0	0	0	0	1	0	0
				Female	0	0	0	0	0	0	0	0	0
2525	Audiovisual Tech	1	0	Male	1	1	0	0	0	0	0	0	0
				Female	0	0	0	0	0	0	0	0	0
2535	Computer Maint Tech	4	1	Male	4	3	0	0	0	0	1	0	
				Female	0	0	0	0	0	0	0	0	0
Grand Total #		6	2	Male #	6	4	0	0	0	1	1	0	
Grand Total %			33.3	Male %	100.0	66.7	0.0	0.0	0.0	16.7	16.7	0.0	
				Female #	0	0	0	0	0	0	0	0	
				Female%	0.0	0.0	0.0	0.0	0.0	0.0	0.0	0.0	

Maricopa County Community College District

Glendale Community College

Workforce Analysis

Snapshot Date: 09/30/2017

Organizational Unit: Technology Support Services

Job Code	JobTitle	Total		Total								
		EMP	MIN	EMP	W	AA	H	A	NA	PI	2+	
1108	Systems Admin I	1	1	Male	0	0	0	0	0	0	0	0
				Female	1	0	0	1	0	0	0	0
Grand Total #		1	1	Male #	0	0	0	0	0	0	0	0
Grand Total %			100.0	Male %	0.0	0.0	0.0	0.0	0.0	0.0	0.0	0.0
				Female #	1	0	0	1	0	0	0	0
				Female%	100.0	0.0	0.0	100.0	0.0	0.0	0.0	0.0

Maricopa County Community College District

Glendale Community College

Workforce Analysis

Snapshot Date: 09/30/2017

Organizational Unit: Title V

Job Code	JobTitle	Total		Total								
		EMP	MIN	EMP	W	AA	H	A	NA	PI	2+	
1457	Student Svcs Spec	2	2	Male	0	0	0	0	0	0	0	0
				Female	2	0	1	1	0	0	0	0
Grand Total #		2	2	Male #	0	0	0	0	0	0	0	
Grand Total %			100.0	Male %	0.0	0.0	0.0	0.0	0.0	0.0	0.0	
				Female #	2	0	1	1	0	0	0	
				Female%	100.0	0.0	50.0	50.0	0.0	0.0	0.0	

Maricopa County Community College District

Glendale Community College

Workforce Analysis

Snapshot Date: 09/30/2017

Organizational Unit: V.P. Academic Affairs

Job Code	JobTitle	Total		Total									
		EMP	MIN	EMP	W	AA	H	A	NA	PI	2+		
2435	Coord Found Dev Op Scholarship	1	0	Male	0	0	0	0	0	0	0	0	0
				Female	1	1	0	0	0	0	0	0	0
403	Dean	3	1	Male	3	2	0	1	0	0	0	0	
				Female	0	0	0	0	0	0	0	0	
9010	Title V Prog Dir	1	1	Male	0	0	0	0	0	0	0	0	
				Female	1	0	0	1	0	0	0	0	
Grand Total #		5	2	Male #	3	2	0	1	0	0	0	0	
Grand Total %			40.0	Male %	60.0	40.0	0.0	20.0	0.0	0.0	0.0	0.0	
				Female #	2	1	0	1	0	0	0	0	
				Female%	40.0	20.0	0.0	20.0	0.0	0.0	0.0	0.0	

Maricopa County Community College District
Glendale Community College
Workforce Analysis

Snapshot Date: 09/30/2017

Organizational Unit: V.P. Administrative Services

Job Code	JobTitle	Total		Total								
		EMP	MIN	EMP	W	AA	H	A	NA	PI	2+	
2305	Admin Asst I	1	1	Male	0	0	0	0	0	0	0	0
				Female	1	0	0	0	1	0	0	0
445	Assoc Dean	1	0	Male	0	0	0	0	0	0	0	0
				Female	1	1	0	0	0	0	0	0
465	Dir Coll Facilities Plan Dev	1	1	Male	1	0	0	1	0	0	0	0
				Female	0	0	0	0	0	0	0	0
495	Dir College Tech	2	1	Male	1	0	1	0	0	0	0	0
				Female	1	1	0	0	0	0	0	0
Grand Total #		5	3	Male #	2	0	1	1	0	0	0	0
Grand Total %			60.0	Male %	40.0	0.0	20.0	20.0	0.0	0.0	0.0	0.0
				Female #	3	2	0	0	1	0	0	0
				Female%	60.0	40.0	0.0	0.0	20.0	0.0	0.0	0.0

Maricopa County Community College District

Glendale Community College

Snapshot Date: 09/30/2017

Workforce Analysis

Organizational Unit: Veteran Services Center

Job Code	JobTitle	Total		Total								
		EMP	MIN	EMP	W	AA	H	A	NA	PI	2+	
1457	Student Svcs Spec	1	1	Male	1	0	1	0	0	0	0	0
				Female	0	0	0	0	0	0	0	
2595	Veterans Records Tech	1	0	Male	0	0	0	0	0	0	0	
				Female	1	1	0	0	0	0	0	
2785	Office Coord II	1	1	Male	0	0	0	0	0	0	0	
				Female	1	0	0	1	0	0	0	
Grand Total #		3	2	Male #	1	0	1	0	0	0	0	
Grand Total %			66.7	Male %	33.3	0.0	33.3	0.0	0.0	0.0	0.0	
				Female #	2	1	0	1	0	0	0	
				Female%	66.7	33.3	0.0	33.3	0.0	0.0	0.0	

**Maricopa County Community College District
Glendale Community College
Workforce Analysis**

Snapshot Date: 09/30/2017

Organizational Unit: Video Production Technology

Job Code	JobTitle	Total		Total								
		EMP	MIN	EMP	W	AA	H	A	NA	PI	2+	
4204	Adjunct Faculty Day	2	2	Male	2	0	1	1	0	0	0	0
				Female	0	0	0	0	0	0	0	
4205	Adjunct Faculty Evening	1	1	Male	1	0	1	0	0	0	0	
				Female	0	0	0	0	0	0	0	
Grand Total #		3	3	Male #	3	0	2	1	0	0	0	
Grand Total %			100.0	Male %	100.0	0.0	66.7	33.3	0.0	0.0	0.0	
				Female #	0	0	0	0	0	0	0	
				Female%	0.0	0.0	0.0	0.0	0.0	0.0	0.0	

**Maricopa County Community College District
Glendale Community College
Workforce Analysis**

Snapshot Date: 09/30/2017

Organizational Unit: VP Student Affairs

Job Code	JobTitle	Total		Total									
		EMP	MIN	EMP	W	AA	H	A	NA	PI	2+		
1146	Coord Student Success Programs	1	0	Male	0	0	0	0	0	0	0	0	0
				Female	1	1	0	0	0	0	0	0	0
2305	Admin Asst I	1	0	Male	0	0	0	0	0	0	0	0	
				Female	1	1	0	0	0	0	0	0	
403	Dean	1	0	Male	0	0	0	0	0	0	0	0	
				Female	1	1	0	0	0	0	0	0	
Grand Total #		3	0	Male #	0	0	0	0	0	0	0	0	
Grand Total %			0.0	Male %	0.0	0.0	0.0	0.0	0.0	0.0	0.0	0.0	
				Female #	3	3	0	0	0	0	0	0	
				Female%	100.0	100.0	0.0	0.0	0.0	0.0	0.0	0.0	

Maricopa County Community College District

Mesa Community College

Workforce Analysis

Snapshot Date: 09/30/2017

Organizational Unit: Academic Advisement

Job Code	JobTitle	Total		Total								
		EMP	MIN	EMP	W	AA	H	A	NA	PI	2+	
1457	Student Svcs Spec	4	2	Male	0	0	0	0	0	0	0	0
				Female	4	2	0	2	0	0	0	0
1458	Coord Student Svcs	1	0	Male	1	1	0	0	0	0	0	
				Female	0	0	0	0	0	0	0	
2590	Program Advisor	2	1	Male	1	0	1	0	0	0	0	
				Female	1	1	0	0	0	0	0	
Grand Total #		7	3	Male #	2	1	1	0	0	0	0	
Grand Total %			42.9	Male %	28.6	14.3	14.3	0.0	0.0	0.0	0.0	
				Female #	5	3	0	2	0	0	0	
				Female%	71.4	42.9	0.0	28.6	0.0	0.0	0.0	

Maricopa County Community College District

Mesa Community College

Workforce Analysis

Snapshot Date: 09/30/2017

Organizational Unit: Academic Technical Services

Job Code	JobTitle	Total		Total								
		EMP	MIN	EMP	W	AA	H	A	NA	PI	2+	
1211	Systems Admin II	1	1	Male	1	0	0	0	1	0	0	0
				Female	0	0	0	0	0	0	0	
Grand Total #		1	1	Male #	1	0	0	0	1	0	0	0
Grand Total %			100.0	Male %	100.0	0.0	0.0	0.0	100.0	0.0	0.0	0.0
				Female #	0	0	0	0	0	0	0	0
				Female%	0.0	0.0	0.0	0.0	0.0	0.0	0.0	0.0

Maricopa County Community College District

Mesa Community College

Workforce Analysis

Snapshot Date: 09/30/2017

Organizational Unit: Accounts Payable

Job Code	JobTitle	Total		Total								
		EMP	MIN	EMP	W	AA	H	A	NA	PI	2+	
2325	Fiscal Tech II	3	2	Male	1	1	0	0	0	0	0	0
				Female	2	0	0	0	1	1	0	0
Grand Total #		3	2	Male #	1	1	0	0	0	0	0	0
Grand Total %			66.7	Male %	33.3	33.3	0.0	0.0	0.0	0.0	0.0	0.0
				Female #	2	0	0	0	1	1	0	0
				Female%	66.7	0.0	0.0	0.0	33.3	33.3	0.0	0.0

Maricopa County Community College District

Mesa Community College

Workforce Analysis

Snapshot Date: 09/30/2017

Organizational Unit: ACE

Job Code	JobTitle	Total		Total								
		EMP	MIN	EMP	W	AA	H	A	NA	PI	2+	
1457	Student Svcs Spec	1	1	Male	1	0	0	1	0	0	0	0
				Female	0	0	0	0	0	0	0	
146	Dir Early Outreach Prog	1	1	Male	0	0	0	0	0	0	0	0
				Female	1	0	0	1	0	0	0	0
Grand Total #		2	2	Male #	1	0	0	1	0	0	0	0
Grand Total %			100.0	Male %	50.0	0.0	0.0	50.0	0.0	0.0	0.0	0.0
				Female #	1	0	0	1	0	0	0	0
				Female%	50.0	0.0	0.0	50.0	0.0	0.0	0.0	0.0

Maricopa County Community College District

Mesa Community College

Snapshot Date: 09/30/2017

Workforce Analysis

Organizational Unit: Adj Fac Rio Luke AFB OBSOLETE

Job Code	JobTitle	Total		Total								
		EMP	MIN	EMP	W	AA	H	A	NA	PI	2+	
4205	Adjunct Faculty Evening	37	7	Male	19	14	1	3	1	0	0	0
				Female	18	16	1	1	0	0	0	0
Grand Total #		37	7	Male #	19	14	1	3	1	0	0	0
Grand Total %			18.9	Male %	51.4	37.8	2.7	8.1	2.7	0.0	0.0	0.0
				Female #	18	16	1	1	0	0	0	0
				Female%	48.6	43.2	2.7	2.7	0.0	0.0	0.0	0.0

Maricopa County Community College District

Mesa Community College

Workforce Analysis

Snapshot Date: 09/30/2017

Organizational Unit: Admin of Justice

Job Code	JobTitle	Total		Total								
		EMP	MIN	EMP	W	AA	H	A	NA	PI	2+	
4204	Adjunct Faculty Day	53	8	Male	29	24	2	1	0	1	1	0
				Female	24	21	0	0	1	2	0	0
Grand Total #		53	8	Male #	29	24	2	1	0	1	1	0
Grand Total %			15.1	Male %	54.7	45.3	3.8	1.9	0.0	1.9	1.9	0.0
				Female #	24	21	0	0	1	2	0	0
				Female%	45.3	39.6	0.0	0.0	1.9	3.8	0.0	0.0

Maricopa County Community College District

Mesa Community College

Workforce Analysis

Snapshot Date: 09/30/2017

Organizational Unit: Admin Support - Office of VCIT

Job Code	JobTitle	Total		Total								
		EMP	MIN	EMP	W	AA	H	A	NA	PI	2+	
2335	Office Coord III	1	1	Male	0	0	0	0	0	0	0	0
				Female	1	0	0	0	0	0	1	0
Grand Total #		1	1	Male #	0	0	0	0	0	0	0	0
Grand Total %			100.0	Male %	0.0	0.0	0.0	0.0	0.0	0.0	0.0	0.0
				Female #	1	0	0	0	0	1	0	0
				Female%	100.0	0.0	0.0	0.0	0.0	100.0	0.0	0.0

Maricopa County Community College District

Mesa Community College

Snapshot Date: 09/30/2017

Workforce Analysis

Organizational Unit: Administration of Justice

Job Code	JobTitle	Total		Total								
		EMP	MIN	EMP	W	AA	H	A	NA	PI	2+	
1053	Public Safety Police Sergeant	1	0	Male	1	1	0	0	0	0	0	0
				Female	0	0	0	0	0	0	0	0
2730	Admin Secretary III	4	2	Male	0	0	0	0	0	0	0	0
				Female	4	2	0	1	1	0	0	0
4204	Adjunct Faculty Day	11	2	Male	7	6	0	1	0	0	0	0
				Female	4	3	0	1	0	0	0	0
4205	Adjunct Faculty Evening	5	0	Male	5	5	0	0	0	0	0	0
				Female	0	0	0	0	0	0	0	0
7000	Admin of Justice	2	1	Male	1	0	0	0	1	0	0	0
				Female	1	1	0	0	0	0	0	0
Grand Total #		23	5	Male #	14	12	0	1	1	0	0	0
Grand Total %			21.7	Male %	60.9	52.2	0.0	4.3	4.3	0.0	0.0	0.0
				Female #	9	6	0	2	1	0	0	0
				Female%	39.1	26.1	0.0	8.7	4.3	0.0	0.0	0.0

Maricopa County Community College District

Mesa Community College

Workforce Analysis

Snapshot Date: 09/30/2017

Organizational Unit: Admissions & Records

Job Code	JobTitle	Total		Total									
		EMP	MIN	EMP	W	AA	H	A	NA	PI	2+		
970	Supv Admissions Regist Records	1	0	Male	1	1	0	0	0	0	0	0	0
				Female	0	0	0	0	0	0	0	0	0
		Grand Total #	1	0	Male #	1	1	0	0	0	0	0	0
		Grand Total %		0.0	Male %	100.0	100.0	0.0	0.0	0.0	0.0	0.0	0.0
					Female #	0	0	0	0	0	0	0	0
					Female%	0.0	0.0	0.0	0.0	0.0	0.0	0.0	0.0

Maricopa County Community College District

Mesa Community College

Workforce Analysis

Snapshot Date: 09/30/2017

Organizational Unit: Advisement

Job Code	JobTitle	Total		Total								
		EMP	MIN	EMP	W	AA	H	A	NA	PI	2+	
1457	Student Svcs Spec	7	4	Male	0	0	0	0	0	0	0	0
				Female	7	3	1	2	1	0	0	
1458	Coord Student Svcs	1	1	Male	0	0	0	0	0	0	0	
				Female	1	0	0	1	0	0	0	
2590	Program Advisor	1	1	Male	0	0	0	0	0	0	0	
				Female	1	0	0	0	1	0	0	
Grand Total #		9	6	Male #	0	0	0	0	0	0	0	
Grand Total %			66.7	Male %	0.0	0.0	0.0	0.0	0.0	0.0	0.0	
				Female #	9	3	1	3	2	0	0	
				Female%	100.0	33.3	11.1	33.3	22.2	0.0	0.0	

Maricopa County Community College District

Mesa Community College

Snapshot Date: 09/30/2017

Workforce Analysis

Organizational Unit: Advisement Center

Job Code	JobTitle	Total		Total								
		EMP	MIN	EMP	W	AA	H	A	NA	PI	2+	
2785	Office Coord II	1	1	Male	0	0	0	0	0	0	0	0
				Female	1	0	0	0	0	0	1	0
Grand Total #		1	1	Male #	0	0	0	0	0	0	0	0
Grand Total %			100.0	Male %	0.0	0.0	0.0	0.0	0.0	0.0	0.0	0.0
				Female #	1	0	0	0	0	1	0	0
				Female%	100.0	0.0	0.0	0.0	0.0	100.0	0.0	0.0

Maricopa County Community College District

Mesa Community College

Workforce Analysis

Snapshot Date: 09/30/2017

Organizational Unit: Agriculture

Job Code	JobTitle	Total		Total								
		EMP	MIN	EMP	W	AA	H	A	NA	PI	2+	
4204	Adjunct Faculty Day	8	0	Male	5	5	0	0	0	0	0	0
				Female	3	3	0	0	0	0	0	0
4205	Adjunct Faculty Evening	3	1	Male	3	2	1	0	0	0	0	0
				Female	0	0	0	0	0	0	0	0
7685	Veterinary Tech Animal Science	1	0	Male	0	0	0	0	0	0	0	0
				Female	1	1	0	0	0	0	0	0
Grand Total #		12	1	Male #	8	7	1	0	0	0	0	0
Grand Total %			8.3	Male %	66.7	58.3	8.3	0.0	0.0	0.0	0.0	0.0
				Female #	4	4	0	0	0	0	0	0
				Female%	33.3	33.3	0.0	0.0	0.0	0.0	0.0	0.0

Maricopa County Community College District

Mesa Community College

Workforce Analysis

Snapshot Date: 09/30/2017

Organizational Unit: American Indian Institute

Job Code	JobTitle	Total		Total								
		EMP	MIN	EMP	W	AA	H	A	NA	PI	2+	
2590	Program Advisor	2	2	Male	1	0	0	0	0	1	0	0
				Female	1	0	0	0	0	1	0	0
Grand Total #		2	2	Male #	1	0	0	0	0	1	0	0
Grand Total %			100.0	Male %	50.0	0.0	0.0	0.0	0.0	50.0	0.0	0.0
				Female #	1	0	0	0	0	1	0	0
				Female%	50.0	0.0	0.0	0.0	0.0	50.0	0.0	0.0

Maricopa County Community College District

Mesa Community College

Workforce Analysis

Snapshot Date: 09/30/2017

Organizational Unit: App Design Code Development

Job Code	JobTitle	Total		Total								
		EMP	MIN	EMP	W	AA	H	A	NA	PI	2+	
2632	Enterprise Application Admin	1	0	Male	1	1	0	0	0	0	0	0
				Female	0	0	0	0	0	0	0	0
Grand Total #		1	0	Male #	1	1	0	0	0	0	0	0
Grand Total %			0.0	Male %	100.0	100.0	0.0	0.0	0.0	0.0	0.0	0.0
				Female #	0	0	0	0	0	0	0	0
				Female%	0.0	0.0	0.0	0.0	0.0	0.0	0.0	0.0

Maricopa County Community College District

Mesa Community College

Snapshot Date: 09/30/2017

Workforce Analysis

Organizational Unit: Applied Sciences

Job Code	JobTitle	Total		Total								
		EMP	MIN	EMP	W	AA	H	A	NA	PI	2+	
2531	Welding Lab Tech	1	0	Male	1	1	0	0	0	0	0	0
				Female	0	0	0	0	0	0	0	0
2555	Electronics Lab Assoc	1	0	Male	1	1	0	0	0	0	0	0
				Female	0	0	0	0	0	0	0	0
4204	Adjunct Faculty Day	4	0	Male	0	0	0	0	0	0	0	0
				Female	4	4	0	0	0	0	0	0
4205	Adjunct Faculty Evening	2	0	Male	2	2	0	0	0	0	0	0
				Female	0	0	0	0	0	0	0	0
7070	Automotives	2	0	Male	2	2	0	0	0	0	0	0
				Female	0	0	0	0	0	0	0	0
7081	Automated Mftg Sys Eng Tech	1	0	Male	1	1	0	0	0	0	0	0
				Female	0	0	0	0	0	0	0	0
7305	Electronics	1	0	Male	1	1	0	0	0	0	0	0
				Female	0	0	0	0	0	0	0	0
8063	Manufacturing	1	0	Male	1	1	0	0	0	0	0	0
				Female	0	0	0	0	0	0	0	0
8132	Electronics Electromechanical	1	0	Male	1	1	0	0	0	0	0	0
				Female	0	0	0	0	0	0	0	0
8316	Veterinary Tech	1	0	Male	0	0	0	0	0	0	0	0
				Female	1	1	0	0	0	0	0	0
8804	Drafting	2	0	Male	1	1	0	0	0	0	0	0
				Female	1	1	0	0	0	0	0	0
Grand Total #		17	0	Male #	11	11	0	0	0	0	0	0
Grand Total %			0.0	Male %	64.7	64.7	0.0	0.0	0.0	0.0	0.0	0.0
				Female #	6	6	0	0	0	0	0	0
				Female%	35.3	35.3	0.0	0.0	0.0	0.0	0.0	0.0

Maricopa County Community College District

Mesa Community College

Snapshot Date: 09/30/2017

Workforce Analysis

Organizational Unit: Applied Sciences II

Job Code	JobTitle	Total		Total								
		EMP	MIN	EMP	W	AA	H	A	NA	PI	2+	
2730	Admin Secretary III	1	0	Male	0	0	0	0	0	0	0	0
				Female	1	1	0	0	0	0	0	0
3510	Clerk Typist	1	0	Male	0	0	0	0	0	0	0	0
				Female	1	1	0	0	0	0	0	0
7020	Agriculture	1	0	Male	1	1	0	0	0	0	0	0
				Female	0	0	0	0	0	0	0	0
7430	Interior Design	1	0	Male	0	0	0	0	0	0	0	0
				Female	1	1	0	0	0	0	0	0
Grand Total #		4	0	Male #	1	1	0	0	0	0	0	0
Grand Total %			0.0	Male %	25.0	25.0	0.0	0.0	0.0	0.0	0.0	0.0
				Female #	3	3	0	0	0	0	0	0
				Female%	75.0	75.0	0.0	0.0	0.0	0.0	0.0	0.0

Maricopa County Community College District

Mesa Community College

Workforce Analysis

Snapshot Date: 09/30/2017

Organizational Unit: Art

Job Code	JobTitle	Total		Total								
		EMP	MIN	EMP	W	AA	H	A	NA	PI	2+	
2535	Computer Maint Tech	1	0	Male	1	1	0	0	0	0	0	0
				Female	0	0	0	0	0	0	0	0
2730	Admin Secretary III	1	0	Male	0	0	0	0	0	0	0	0
				Female	1	1	0	0	0	0	0	0
4028	Substitute Pay Day Inst	6	2	Male	4	3	0	0	1	0	0	0
				Female	2	1	1	0	0	0	0	0
4029	Substitute Pay Evening Inst	1	1	Male	1	0	0	1	0	0	0	0
				Female	0	0	0	0	0	0	0	0
4062	Life Drawing Model	12	3	Male	6	4	1	0	1	0	0	0
				Female	6	5	0	1	0	0	0	0
4204	Adjunct Faculty Day	7	0	Male	3	3	0	0	0	0	0	0
				Female	4	4	0	0	0	0	0	0
4205	Adjunct Faculty Evening	9	1	Male	6	6	0	0	0	0	0	0
				Female	3	2	0	0	0	1	0	0
7040	Art	4	1	Male	2	2	0	0	0	0	0	0
				Female	2	1	0	0	1	0	0	0
8010	Photography	2	0	Male	1	1	0	0	0	0	0	0
				Female	1	1	0	0	0	0	0	0
8483	Art History	2	0	Male	0	0	0	0	0	0	0	0
				Female	2	2	0	0	0	0	0	0
8619	Computer Graphics	1	0	Male	1	1	0	0	0	0	0	0
				Female	0	0	0	0	0	0	0	0
Grand Total #		46	8	Male #	25	21	1	1	2	0	0	0
Grand Total %			17.4	Male %	54.3	45.7	2.2	2.2	4.3	0.0	0.0	0.0
				Female #	21	17	1	1	1	1	0	0
				Female%	45.7	37.0	2.2	2.2	2.2	2.2	0.0	0.0

Maricopa County Community College District

Mesa Community College

Workforce Analysis

Snapshot Date: 09/30/2017

Organizational Unit: Arts and Composition

Job Code	JobTitle	Total		Total								
		EMP	MIN	EMP	W	AA	H	A	NA	PI	2+	
7320	English	3	1	Male	2	2	0	0	0	0	0	0
				Female	1	0	0	0	1	0	0	0
Grand Total #		3	1	Male #	2	2	0	0	0	0	0	0
Grand Total %			33.3	Male %	66.7	66.7	0.0	0.0	0.0	0.0	0.0	0.0
				Female #	1	0	0	0	1	0	0	0
				Female%	33.3	0.0	0.0	0.0	33.3	0.0	0.0	0.0

Maricopa County Community College District

Mesa Community College

Snapshot Date: 09/30/2017

Workforce Analysis

Organizational Unit: Arts, Humanity Soc & Beh Sci

Job Code	JobTitle	Total		Total								
		EMP	MIN	EMP	W	AA	H	A	NA	PI	2+	
4028	Substitute Pay Day Inst	1	0	Male	1	1	0	0	0	0	0	0
				Female	0	0	0	0	0	0	0	0
4204	Adjunct Faculty Day	1	0	Male	0	0	0	0	0	0	0	0
				Female	1	1	0	0	0	0	0	0
4205	Adjunct Faculty Evening	1	0	Male	1	1	0	0	0	0	0	0
				Female	0	0	0	0	0	0	0	0
Grand Total #		3	0	Male #	2	2	0	0	0	0	0	
Grand Total %			0.0	Male %	66.7	66.7	0.0	0.0	0.0	0.0	0.0	
				Female #	1	1	0	0	0	0	0	
				Female%	33.3	33.3	0.0	0.0	0.0	0.0	0.0	

Maricopa County Community College District

Mesa Community College

Workforce Analysis

Snapshot Date: 09/30/2017

Organizational Unit: Assessment (Testing)

Job Code	JobTitle	Total		Total								
		EMP	MIN	EMP	W	AA	H	A	NA	PI	2+	
1457	Student Svcs Spec	2	1	Male	1	0	1	0	0	0	0	0
				Female	1	1	0	0	0	0	0	
Grand Total #		2	1	Male #	1	0	1	0	0	0	0	
Grand Total %			50.0	Male %	50.0	0.0	50.0	0.0	0.0	0.0	0.0	
				Female #	1	1	0	0	0	0	0	
				Female%	50.0	50.0	0.0	0.0	0.0	0.0	0.0	

Maricopa County Community College District

Mesa Community College

Workforce Analysis

Snapshot Date: 09/30/2017

Organizational Unit: Athletics

Job Code	JobTitle	Total		Total									
		EMP	MIN	EMP	W	AA	H	A	NA	PI	2+		
1930	Athletic Spec	5	1	Male	4	3	0	0	1	0	0	0	
				Female	1	1	0	0	0	0	0	0	
2520	Athletic Trainer	1	0	Male	0	0	0	0	0	0	0	0	
				Female	1	1	0	0	0	0	0	0	0
2521	Athletic Equipment Mgr	1	0	Male	1	1	0	0	0	0	0	0	
				Female	0	0	0	0	0	0	0	0	0
2730	Admin Secretary III	1	0	Male	0	0	0	0	0	0	0	0	
				Female	1	1	0	0	0	0	0	0	0
4276	Pom Cheer Advisor	1	1	Male	0	0	0	0	0	0	0	0	
				Female	1	0	0	1	0	0	0	0	0
4323	Asst Basketball Coach	3	2	Male	3	1	2	0	0	0	0	0	
				Female	0	0	0	0	0	0	0	0	0
4327	Asst Football Coach	8	4	Male	8	4	3	1	0	0	0	0	
				Female	0	0	0	0	0	0	0	0	0
4331	Asst Soccer Coach	4	2	Male	3	2	0	1	0	0	0	0	
				Female	1	0	1	0	0	0	0	0	0
4334	Asst Track Coach	1	1	Male	1	0	0	1	0	0	0	0	
				Female	0	0	0	0	0	0	0	0	0
4336	Asst Volleyball Coach	1	0	Male	1	1	0	0	0	0	0	0	
				Female	0	0	0	0	0	0	0	0	0
Grand Total #		26	11	Male #	21	12	5	3	1	0	0	0	
Grand Total %			42.3	Male %	80.8	46.2	19.2	11.5	3.8	0.0	0.0	0.0	
				Female #	5	3	1	1	0	0	0	0	
				Female%	19.2	11.5	3.8	3.8	0.0	0.0	0.0	0.0	

Maricopa County Community College District

Mesa Community College

Workforce Analysis

Snapshot Date: 09/30/2017

Organizational Unit: Athletics-Cross Country

Job Code	JobTitle	Total		Total								
		EMP	MIN	EMP	W	AA	H	A	NA	PI	2+	
4325	Head Cross Country Coach	1	1	Male	1	0	0	1	0	0	0	0
				Female	0	0	0	0	0	0	0	
Grand Total #		1	1	Male #	1	0	0	1	0	0	0	0
Grand Total %			100.0	Male %	100.0	0.0	0.0	100.0	0.0	0.0	0.0	0.0
				Female #	0	0	0	0	0	0	0	0
				Female%	0.0	0.0	0.0	0.0	0.0	0.0	0.0	0.0

Maricopa County Community College District

Mesa Community College

Snapshot Date: 09/30/2017

Workforce Analysis

Organizational Unit: Athletics-Golf

Job Code	JobTitle	Total		Total								
		EMP	MIN	EMP	W	AA	H	A	NA	PI	2+	
4329	Head Golf Coach	1	0	Male	1	1	0	0	0	0	0	0
				Female	0	0	0	0	0	0	0	0
Grand Total #		1	0	Male #	1	1	0	0	0	0	0	
Grand Total %			0.0	Male %	100.0	100.0	0.0	0.0	0.0	0.0	0.0	
				Female #	0	0	0	0	0	0	0	
				Female%	0.0	0.0	0.0	0.0	0.0	0.0	0.0	

Maricopa County Community College District

Mesa Community College

Workforce Analysis

Snapshot Date: 09/30/2017

Organizational Unit: Automotive

Job Code	JobTitle	Total		Total								
		EMP	MIN	EMP	W	AA	H	A	NA	PI	2+	
2530	Automotive Lab Tech	1	0	Male	1	1	0	0	0	0	0	0
				Female	0	0	0	0	0	0	0	0
4204	Adjunct Faculty Day	2	0	Male	2	2	0	0	0	0	0	
				Female	0	0	0	0	0	0	0	
4205	Adjunct Faculty Evening	2	0	Male	2	2	0	0	0	0	0	
				Female	0	0	0	0	0	0	0	
Grand Total #		5	0	Male #	5	5	0	0	0	0	0	
Grand Total %			0.0	Male %	100.0	100.0	0.0	0.0	0.0	0.0	0.0	
				Female #	0	0	0	0	0	0	0	
				Female%	0.0	0.0	0.0	0.0	0.0	0.0	0.0	

Maricopa County Community College District

Mesa Community College

Workforce Analysis

Snapshot Date: 09/30/2017

Organizational Unit: Aviation & Applied Technology

Job Code	JobTitle	Total		Total								
		EMP	MIN	EMP	W	AA	H	A	NA	PI	2+	
7315	Engineering	1	0	Male	1	1	0	0	0	0	0	0
				Female	0	0	0	0	0	0	0	0
Grand Total #		1	0	Male #	1	1	0	0	0	0	0	0
Grand Total %			0.0	Male %	100.0	100.0	0.0	0.0	0.0	0.0	0.0	0.0
				Female #	0	0	0	0	0	0	0	0
				Female%	0.0	0.0	0.0	0.0	0.0	0.0	0.0	0.0

Maricopa County Community College District

Mesa Community College

Snapshot Date: 09/30/2017

Workforce Analysis

Organizational Unit: Beh. Sciences & Cultural Stud.

Job Code	JobTitle	Total		Total								
		EMP	MIN	EMP	W	AA	H	A	NA	PI	2+	
8190	Sociology	1	1	Male	0	0	0	0	0	0	0	0
				Female	1	0	1	0	0	0	0	0
Grand Total #		1	1	Male #	0	0	0	0	0	0	0	0
Grand Total %			100.0	Male %	0.0	0.0	0.0	0.0	0.0	0.0	0.0	0.0
				Female #	1	0	1	0	0	0	0	0
				Female%	100.0	0.0	100.0	0.0	0.0	0.0	0.0	0.0

Maricopa County Community College District

Mesa Community College

Snapshot Date: 09/30/2017

Workforce Analysis

Organizational Unit: Biology

Job Code	JobTitle	Total		Total								
		EMP	MIN	EMP	W	AA	H	A	NA	PI	2+	
2775	Science Lab Tech	2	0	Male	2	2	0	0	0	0	0	0
				Female	0	0	0	0	0	0	0	0
7090	Biology	1	0	Male	0	0	0	0	0	0	0	0
				Female	1	1	0	0	0	0	0	0
Grand Total #		3	0	Male #	2	2	0	0	0	0	0	0
Grand Total %			0.0	Male %	66.7	66.7	0.0	0.0	0.0	0.0	0.0	0.0
				Female #	1	1	0	0	0	0	0	0
				Female%	33.3	33.3	0.0	0.0	0.0	0.0	0.0	0.0

Maricopa County Community College District

Mesa Community College

Snapshot Date: 09/30/2017

Workforce Analysis

Organizational Unit: Biology Sciences

Job Code	JobTitle	Total		Total								
		EMP	MIN	EMP	W	AA	H	A	NA	PI	2+	
4025	Service Fac Hrly Day	5	1	Male	0	0	0	0	0	0	0	0
				Female	5	4	0	1	0	0	0	0
7090	Biology	1	1	Male	0	0	0	0	0	0	0	0
				Female	1	0	0	1	0	0	0	0
Grand Total #		6	2	Male #	0	0	0	0	0	0	0	0
Grand Total %			33.3	Male %	0.0	0.0	0.0	0.0	0.0	0.0	0.0	0.0
				Female #	6	4	0	2	0	0	0	0
				Female%	100.0	66.7	0.0	33.3	0.0	0.0	0.0	0.0

Maricopa County Community College District

Mesa Community College

Snapshot Date: 09/30/2017

Workforce Analysis

Organizational Unit: Buckeye Educational Cntr-Inst

Job Code	JobTitle	Total		Total								
		EMP	MIN	EMP	W	AA	H	A	NA	PI	2+	
4204	Adjunct Faculty Day	1	0	Male	0	0	0	0	0	0	0	0
				Female	1	1	0	0	0	0	0	0
Grand Total #		1	0	Male #	0	0	0	0	0	0	0	0
Grand Total %			0.0	Male %	0.0	0.0	0.0	0.0	0.0	0.0	0.0	0.0
				Female #	1	1	0	0	0	0	0	0
				Female%	100.0	100.0	0.0	0.0	0.0	0.0	0.0	0.0

Maricopa County Community College District

Mesa Community College

Workforce Analysis

Snapshot Date: 09/30/2017

Organizational Unit: Buildings & Grounds

Job Code	JobTitle	Total		Total								
		EMP	MIN	EMP	W	AA	H	A	NA	PI	2+	
835	Mgr Building Operations	1	0	Male	1	1	0	0	0	0	0	0
				Female	0	0	0	0	0	0	0	0
Grand Total #		1	0	Male #	1	1	0	0	0	0	0	
Grand Total %			0.0	Male %	100.0	100.0	0.0	0.0	0.0	0.0	0.0	
				Female #	0	0	0	0	0	0	0	
				Female%	0.0	0.0	0.0	0.0	0.0	0.0	0.0	

Maricopa County Community College District

Mesa Community College

Snapshot Date: 09/30/2017

Workforce Analysis

Organizational Unit: Business

Job Code	JobTitle	Total		Total								
		EMP	MIN	EMP	W	AA	H	A	NA	PI	2+	
1296	Lead Help Desk Analyst	1	0	Male	1	1	0	0	0	0	0	0
				Female	0	0	0	0	0	0	0	0
1351	Supv Network Svcs	1	0	Male	1	1	0	0	0	0	0	0
				Female	0	0	0	0	0	0	0	0
2730	Admin Secretary III	1	0	Male	0	0	0	0	0	0	0	0
				Female	1	1	0	0	0	0	0	0
2750	Lead Computer Process Lab Tech	2	0	Male	0	0	0	0	0	0	0	0
				Female	2	2	0	0	0	0	0	0
2935	Computer Lab Tech	1	0	Male	1	1	0	0	0	0	0	0
				Female	0	0	0	0	0	0	0	0
4028	Substitute Pay Day Inst	2	0	Male	1	1	0	0	0	0	0	0
				Female	1	1	0	0	0	0	0	0
4029	Substitute Pay Evening Inst	1	0	Male	1	1	0	0	0	0	0	0
				Female	0	0	0	0	0	0	0	0
4204	Adjunct Faculty Day	35	9	Male	16	10	0	2	3	1	0	0
				Female	19	16	1	1	1	0	0	0
4205	Adjunct Faculty Evening	10	1	Male	3	3	0	0	0	0	0	0
				Female	7	6	1	0	0	0	0	0
6410	Business	3	1	Male	2	2	0	0	0	0	0	0
				Female	1	0	0	1	0	0	0	0
7002	Accounting	2	0	Male	2	2	0	0	0	0	0	0
				Female	0	0	0	0	0	0	0	0
7110	General Business	3	1	Male	2	1	1	0	0	0	0	0
				Female	1	1	0	0	0	0	0	0
7205	Computer Information Systems	5	0	Male	3	3	0	0	0	0	0	0
				Female	2	2	0	0	0	0	0	0

Maricopa County Community College District

Mesa Community College

Snapshot Date: 09/30/2017

Workforce Analysis

Organizational Unit: Business

Job Code	JobTitle	Total		Total								
		EMP	MIN	EMP	W	AA	H	A	NA	PI	2+	
7271	CIS BPC	6	1	Male	2	1	1	0	0	0	0	0
				Female	4	4	0	0	0	0	0	
8307	Business Personal Computers	1	1	Male	0	0	0	0	0	0	0	
				Female	1	0	0	0	1	0	0	
8405	Fashion Merchandising	2	0	Male	0	0	0	0	0	0	0	
				Female	2	2	0	0	0	0	0	
8406	Apparel Merchandising Design	1	0	Male	0	0	0	0	0	0	0	
				Female	1	1	0	0	0	0	0	
980	Programmer Analyst III	1	0	Male	1	1	0	0	0	0	0	
				Female	0	0	0	0	0	0	0	
Grand Total #		78	14	Male #	36	28	2	2	3	1	0	
Grand Total %			17.9	Male %	46.2	35.9	2.6	2.6	3.8	1.3	0.0	
				Female #	42	36	2	2	2	0	0	
				Female%	53.8	46.2	2.6	2.6	2.6	0.0	0.0	

Maricopa County Community College District

Mesa Community College

Workforce Analysis

Snapshot Date: 09/30/2017

Organizational Unit: Business Services/College Safe

Job Code	JobTitle	Total		Total								
		EMP	MIN	EMP	W	AA	H	A	NA	PI	2+	
1006	Public Safety Commander	1	0	Male	1	1	0	0	0	0	0	0
				Female	0	0	0	0	0	0	0	0
		Grand Total #	1	0	Male #	1	1	0	0	0	0	0
		Grand Total %		0.0	Male %	100.0	100.0	0.0	0.0	0.0	0.0	0.0
					Female #	0	0	0	0	0	0	0
					Female%	0.0	0.0	0.0	0.0	0.0	0.0	0.0

Maricopa County Community College District

Mesa Community College

Workforce Analysis

Snapshot Date: 09/30/2017

Organizational Unit: Business-CIS Dept

Job Code	JobTitle	Total		Total								
		EMP	MIN	EMP	W	AA	H	A	NA	PI	2+	
4038	Student Lrning Facilitator III	10	0	Male	8	8	0	0	0	0	0	0
				Female	2	2	0	0	0	0	0	0
Grand Total #		10	0	Male #	8	8	0	0	0	0	0	0
Grand Total %			0.0	Male %	80.0	80.0	0.0	0.0	0.0	0.0	0.0	0.0
				Female #	2	2	0	0	0	0	0	0
				Female%	20.0	20.0	0.0	0.0	0.0	0.0	0.0	0.0

Maricopa County Community College District

Mesa Community College

Snapshot Date: 09/30/2017

Workforce Analysis

Organizational Unit: Cashier & Admin Services

Job Code	JobTitle	Total		Total								
		EMP	MIN	EMP	W	AA	H	A	NA	PI	2+	
1458	Coord Student Svcs	1	1	Male	0	0	0	0	0	0	0	0
				Female	1	0	0	1	0	0	0	
2325	Fiscal Tech II	1	0	Male	0	0	0	0	0	0	0	
				Female	1	1	0	0	0	0	0	
Grand Total #		2	1	Male #	0	0	0	0	0	0	0	
Grand Total %			50.0	Male %	0.0	0.0	0.0	0.0	0.0	0.0	0.0	
				Female #	2	1	0	1	0	0	0	
				Female%	100.0	50.0	0.0	50.0	0.0	0.0	0.0	

Maricopa County Community College District

Mesa Community College

Workforce Analysis

Snapshot Date: 09/30/2017

Organizational Unit: Cashier Services

Job Code	JobTitle	Total		Total								
		EMP	MIN	EMP	W	AA	H	A	NA	PI	2+	
2325	Fiscal Tech II	1	1	Male	0	0	0	0	0	0	0	0
				Female	1	0	0	0	1	0	0	0
Grand Total #		1	1	Male #	0	0	0	0	0	0	0	0
Grand Total %			100.0	Male %	0.0	0.0	0.0	0.0	0.0	0.0	0.0	0.0
				Female #	1	0	0	0	1	0	0	0
				Female%	100.0	0.0	0.0	0.0	100.0	0.0	0.0	0.0

Maricopa County Community College District

Mesa Community College

Workforce Analysis

Snapshot Date: 09/30/2017

Organizational Unit: Center For Learning & Instr

Job Code	JobTitle	Total		Total								
		EMP	MIN	EMP	W	AA	H	A	NA	PI	2+	
575	Instructional Tech	1	1	Male	0	0	0	0	0	0	0	0
				Female	1	0	1	0	0	0	0	0
Grand Total #		1	1	Male #	0	0	0	0	0	0	0	0
Grand Total %			100.0	Male %	0.0	0.0	0.0	0.0	0.0	0.0	0.0	0.0
				Female #	1	0	1	0	0	0	0	0
				Female%	100.0	0.0	100.0	0.0	0.0	0.0	0.0	0.0

Maricopa County Community College District

Mesa Community College

Workforce Analysis

Snapshot Date: 09/30/2017

Organizational Unit: Center for Teaching & Learning

Job Code	JobTitle	Total		Total								
		EMP	MIN	EMP	W	AA	H	A	NA	PI	2+	
1159	Coord Video Production	1	0	Male	1	1	0	0	0	0	0	0
				Female	0	0	0	0	0	0	0	0
2785	Office Coord II	1	0	Male	0	0	0	0	0	0	0	0
				Female	1	1	0	0	0	0	0	0
4204	Adjunct Faculty Day	1	0	Male	0	0	0	0	0	0	0	0
				Female	1	1	0	0	0	0	0	0
8041	Educational Support	1	0	Male	0	0	0	0	0	0	0	0
				Female	1	1	0	0	0	0	0	0
Grand Total #		4	0	Male #	1	1	0	0	0	0	0	0
Grand Total %			0.0	Male %	25.0	25.0	0.0	0.0	0.0	0.0	0.0	0.0
				Female #	3	3	0	0	0	0	0	0
				Female%	75.0	75.0	0.0	0.0	0.0	0.0	0.0	0.0

Maricopa County Community College District

Mesa Community College

Snapshot Date: 09/30/2017

Workforce Analysis

Organizational Unit: CGPS-Pecos

Job Code	JobTitle	Total		Total								
		EMP	MIN	EMP	W	AA	H	A	NA	PI	2+	
1007	Public Safety Police Officer	1	0	Male	1	1	0	0	0	0	0	0
				Female	0	0	0	0	0	0	0	0
4880	Public Safety Aide	1	0	Male	1	1	0	0	0	0	0	0
				Female	0	0	0	0	0	0	0	0
Grand Total #		2	0	Male #	2	2	0	0	0	0	0	0
Grand Total %			0.0	Male %	100.0	100.0	0.0	0.0	0.0	0.0	0.0	0.0
				Female #	0	0	0	0	0	0	0	0
				Female%	0.0	0.0	0.0	0.0	0.0	0.0	0.0	0.0

Maricopa County Community College District

Mesa Community College

Snapshot Date: 09/30/2017

Workforce Analysis

Organizational Unit: Chemistry

Job Code	JobTitle	Total		Total								
		EMP	MIN	EMP	W	AA	H	A	NA	PI	2+	
4205	Adjunct Faculty Evening	1	1	Male	0	0	0	0	0	0	0	0
				Female	1	0	0	0	0	1	0	0
7130	Chemistry	1	0	Male	1	1	0	0	0	0	0	0
				Female	0	0	0	0	0	0	0	0
Grand Total #		2	1	Male #	1	1	0	0	0	0	0	0
Grand Total %			50.0	Male %	50.0	50.0	0.0	0.0	0.0	0.0	0.0	0.0
				Female #	1	0	0	0	0	1	0	0
				Female%	50.0	0.0	0.0	0.0	0.0	50.0	0.0	0.0

Maricopa County Community College District

Mesa Community College

Snapshot Date: 09/30/2017

Workforce Analysis

Organizational Unit: Child Care Center

Job Code	JobTitle	Total		Total								
		EMP	MIN	EMP	W	AA	H	A	NA	PI	2+	
2730	Admin Secretary III	1	0	Male	0	0	0	0	0	0	0	0
				Female	1	1	0	0	0	0	0	
2925	Early Childhood Teacher II	3	2	Male	0	0	0	0	0	0	0	
				Female	3	1	0	0	2	0	0	
Grand Total #		4	2	Male #	0	0	0	0	0	0	0	
Grand Total %			50.0	Male %	0.0	0.0	0.0	0.0	0.0	0.0	0.0	
				Female #	4	2	0	0	2	0	0	
				Female%	100.0	50.0	0.0	0.0	50.0	0.0	0.0	

Maricopa County Community College District

Mesa Community College

Workforce Analysis

Snapshot Date: 09/30/2017

Organizational Unit: Classified Staff Officers

Job Code	JobTitle	Total		Total								
		EMP	MIN	EMP	W	AA	H	A	NA	PI	2+	
510	Dir Career Educ Planning Svcs	1	0	Male	0	0	0	0	0	0	0	0
				Female	1	1	0	0	0	0	0	0
Grand Total #		1	0	Male #	0	0	0	0	0	0	0	0
Grand Total %			0.0	Male %	0.0	0.0	0.0	0.0	0.0	0.0	0.0	0.0
				Female #	1	1	0	0	0	0	0	0
				Female%	100.0	100.0	0.0	0.0	0.0	0.0	0.0	0.0

Maricopa County Community College District

Mesa Community College

Workforce Analysis

Snapshot Date: 09/30/2017

Organizational Unit: College Advancement Services

Job Code	JobTitle	Total		Total									
		EMP	MIN	EMP	W	AA	H	A	NA	PI	2+		
787	Web Tech II	1	0	Male	1	1	0	0	0	0	0	0	0
				Female	0	0	0	0	0	0	0	0	0
		Grand Total #	1	Male #	1	1	0	0	0	0	0	0	0
		Grand Total %		Male %	100.0	100.0	0.0	0.0	0.0	0.0	0.0	0.0	0.0
				Female #	0	0	0	0	0	0	0	0	0
				Female%	0.0	0.0	0.0	0.0	0.0	0.0	0.0	0.0	0.0

Maricopa County Community College District

Mesa Community College

Snapshot Date: 09/30/2017

Workforce Analysis

Organizational Unit: College HR - Strategic Staffin

Job Code	JobTitle	Total		Total								
		EMP	MIN	EMP	W	AA	H	A	NA	PI	2+	
2580	Human Resources Analyst	1	1	Male	1	0	0	1	0	0	0	0
				Female	0	0	0	0	0	0	0	
2581	Sr Human Resources Analyst	1	0	Male	0	0	0	0	0	0	0	0
				Female	1	1	0	0	0	0	0	0
2956	Human Resources Asst III	1	0	Male	0	0	0	0	0	0	0	0
				Female	1	1	0	0	0	0	0	0
Grand Total #		3	1	Male #	1	0	0	1	0	0	0	0
Grand Total %			33.3	Male %	33.3	0.0	0.0	33.3	0.0	0.0	0.0	0.0
				Female #	2	2	0	0	0	0	0	0
				Female%	66.7	66.7	0.0	0.0	0.0	0.0	0.0	0.0

Maricopa County Community College District

Mesa Community College

Workforce Analysis

Snapshot Date: 09/30/2017

Organizational Unit: College HR-Faculty Services

Job Code	JobTitle	Total		Total								
		EMP	MIN	EMP	W	AA	H	A	NA	PI	2+	
2581	Sr Human Resources Analyst	2	2	Male	0	0	0	0	0	0	0	0
				Female	2	0	0	2	0	0	0	0
Grand Total #		2	2	Male #	0	0	0	0	0	0	0	0
Grand Total %			100.0	Male %	0.0	0.0	0.0	0.0	0.0	0.0	0.0	0.0
				Female #	2	0	0	2	0	0	0	0
				Female%	100.0	0.0	0.0	100.0	0.0	0.0	0.0	0.0

Maricopa County Community College District

Mesa Community College

Workforce Analysis

Snapshot Date: 09/30/2017

Organizational Unit: College Human Resources

Job Code	JobTitle	Total		Total								
		EMP	MIN	EMP	W	AA	H	A	NA	PI	2+	
1436	Mgr College Employee Svcs	3	2	Male	0	0	0	0	0	0	0	0
				Female	3	1	0	2	0	0	0	0
Grand Total #		3	2	Male #	0	0	0	0	0	0	0	0
Grand Total %			66.7	Male %	0.0	0.0	0.0	0.0	0.0	0.0	0.0	0.0
				Female #	3	1	0	2	0	0	0	0
				Female%	100.0	33.3	0.0	66.7	0.0	0.0	0.0	0.0

Maricopa County Community College District

Mesa Community College

Workforce Analysis

Snapshot Date: 09/30/2017

Organizational Unit: Comm, Fine Arts & Social Scien

Job Code	JobTitle	Total		Total									
		EMP	MIN	EMP	W	AA	H	A	NA	PI	2+		
4204	Adjunct Faculty Day	1	0	Male	0	0	0	0	0	0	0	0	0
				Female	1	1	0	0	0	0	0	0	0
4205	Adjunct Faculty Evening	1	0	Male	0	0	0	0	0	0	0	0	0
				Female	1	1	0	0	0	0	0	0	0
886	Coord Enrollment Svcs	1	1	Male	0	0	0	0	0	0	0	0	0
				Female	1	0	1	0	0	0	0	0	0
Grand Total #		3	1	Male #	0	0	0	0	0	0	0	0	
Grand Total %			33.3	Male %	0.0	0.0	0.0	0.0	0.0	0.0	0.0	0.0	
				Female #	3	2	1	0	0	0	0	0	
				Female%	100.0	66.7	33.3	0.0	0.0	0.0	0.0	0.0	

Maricopa County Community College District

Mesa Community College

Snapshot Date: 09/30/2017

Workforce Analysis

Organizational Unit: Comm,Reading,ASL,Edu

Job Code	JobTitle	Total		Total								
		EMP	MIN	EMP	W	AA	H	A	NA	PI	2+	
4041	Sign Language INTP No Degree	2	0	Male	0	0	0	0	0	0	0	0
				Female	2	2	0	0	0	0	0	
4042	Sign Language INTP AAS Degree	5	1	Male	0	0	0	0	0	0	0	
				Female	5	4	0	1	0	0	0	
4043	Sign Language INTP BA Degree	7	0	Male	0	0	0	0	0	0	0	
				Female	7	7	0	0	0	0	0	
4044	Sign Language INTP MA Degree	2	0	Male	0	0	0	0	0	0	0	
				Female	2	2	0	0	0	0	0	
4047	Sign Language INTP ProvisionB	3	1	Male	1	1	0	0	0	0	0	
				Female	2	1	0	1	0	0	0	
8150	Reading	1	1	Male	0	0	0	0	0	0	0	
				Female	1	0	0	1	0	0	0	
Grand Total #		20	3	Male #	1	1	0	0	0	0	0	
Grand Total %			15.0	Male %	5.0	5.0	0.0	0.0	0.0	0.0	0.0	
				Female #	19	16	0	3	0	0	0	
				Female%	95.0	80.0	0.0	15.0	0.0	0.0	0.0	

Maricopa County Community College District

Mesa Community College

Snapshot Date: 09/30/2017

Workforce Analysis

Organizational Unit: Communication

Job Code	JobTitle	Total		Total								
		EMP	MIN	EMP	W	AA	H	A	NA	PI	2+	
4204	Adjunct Faculty Day	3	1	Male	0	0	0	0	0	0	0	0
				Female	3	2	0	1	0	0	0	0
7776	English ESL	1	0	Male	0	0	0	0	0	0	0	0
				Female	1	1	0	0	0	0	0	0
Grand Total #		4	1	Male #	0	0	0	0	0	0	0	0
Grand Total %			25.0	Male %	0.0	0.0	0.0	0.0	0.0	0.0	0.0	0.0
				Female #	4	3	0	1	0	0	0	0
				Female%	100.0	75.0	0.0	25.0	0.0	0.0	0.0	0.0

Maricopa County Community College District

Mesa Community College

Snapshot Date: 09/30/2017

Workforce Analysis

Organizational Unit: Communication-Fine Arts Div

Job Code	JobTitle	Total		Total									
		EMP	MIN	EMP	W	AA	H	A	NA	PI	2+		
2310	Coord Perform Arts Facilities	2	0	Male	0	0	0	0	0	0	0	0	0
				Female	2	2	0	0	0	0	0	0	0
4205	Adjunct Faculty Evening	1	0	Male	1	1	0	0	0	0	0	0	0
				Female	0	0	0	0	0	0	0	0	0
Grand Total #		3	0	Male #	1	1	0	0	0	0	0	0	0
Grand Total %			0.0	Male %	33.3	33.3	0.0	0.0	0.0	0.0	0.0	0.0	0.0
				Female #	2	2	0	0	0	0	0	0	0
				Female%	66.7	66.7	0.0	0.0	0.0	0.0	0.0	0.0	0.0

Maricopa County Community College District

Mesa Community College

Snapshot Date: 09/30/2017

Workforce Analysis

Organizational Unit: Communication-INT Trng-ASL

Job Code	JobTitle	Total		Total								
		EMP	MIN	EMP	W	AA	H	A	NA	PI	2+	
4075	Temp Level 2	1	0	Male	1	1	0	0	0	0	0	0
				Female	0	0	0	0	0	0	0	0
Grand Total #		1	0	Male #	1	1	0	0	0	0	0	0
Grand Total %			0.0	Male %	100.0	100.0	0.0	0.0	0.0	0.0	0.0	0.0
				Female #	0	0	0	0	0	0	0	0
				Female%	0.0	0.0	0.0	0.0	0.0	0.0	0.0	0.0

Maricopa County Community College District

Mesa Community College

Snapshot Date: 09/30/2017

Workforce Analysis

Organizational Unit: Communication/INT Trng/ASL

Job Code	JobTitle	Total		Total								
		EMP	MIN	EMP	W	AA	H	A	NA	PI	2+	
4075	Temp Level 2	1	0	Male	0	0	0	0	0	0	0	0
				Female	1	1	0	0	0	0	0	0
Grand Total #		1	0	Male #	0	0	0	0	0	0	0	0
Grand Total %			0.0	Male %	0.0	0.0	0.0	0.0	0.0	0.0	0.0	0.0
				Female #	1	1	0	0	0	0	0	0
				Female%	100.0	100.0	0.0	0.0	0.0	0.0	0.0	0.0

Maricopa County Community College District

Mesa Community College

Workforce Analysis

Snapshot Date: 09/30/2017

Organizational Unit: Communication/Performing Arts

Job Code	JobTitle	Total		Total								
		EMP	MIN	EMP	W	AA	H	A	NA	PI	2+	
4075	Temp Level 2	2	1	Male	1	0	0	0	1	0	0	0
				Female	1	1	0	0	0	0	0	0
Grand Total #		2	1	Male #	1	0	0	0	1	0	0	0
Grand Total %			50.0	Male %	50.0	0.0	0.0	0.0	50.0	0.0	0.0	0.0
				Female #	1	1	0	0	0	0	0	0
				Female%	50.0	50.0	0.0	0.0	0.0	0.0	0.0	0.0

Maricopa County Community College District

Mesa Community College

Snapshot Date: 09/30/2017

Workforce Analysis

Organizational Unit: Communication/PR Team

Job Code	JobTitle	Total		Total								
		EMP	MIN	EMP	W	AA	H	A	NA	PI	2+	
4075	Temp Level 2	1	1	Male	1	0	0	1	0	0	0	0
				Female	0	0	0	0	0	0	0	
Grand Total #		1	1	Male #	1	0	0	1	0	0	0	0
Grand Total %			100.0	Male %	100.0	0.0	0.0	100.0	0.0	0.0	0.0	0.0
				Female #	0	0	0	0	0	0	0	0
				Female%	0.0	0.0	0.0	0.0	0.0	0.0	0.0	0.0

Maricopa County Community College District

Mesa Community College

Workforce Analysis

Snapshot Date: 09/30/2017

Organizational Unit: Community Development Sites

Job Code	JobTitle	Total		Total								
		EMP	MIN	EMP	W	AA	H	A	NA	PI	2+	
4079	Temp MAT Equiv Grade 15	2	0	Male	0	0	0	0	0	0	0	0
				Female	2	2	0	0	0	0	0	0
Grand Total #		2	0	Male #	0	0	0	0	0	0	0	
Grand Total %			0.0	Male %	0.0	0.0	0.0	0.0	0.0	0.0	0.0	
				Female #	2	2	0	0	0	0	0	
				Female%	100.0	100.0	0.0	0.0	0.0	0.0	0.0	

Maricopa County Community College District

Mesa Community College

Workforce Analysis

Snapshot Date: 09/30/2017

Organizational Unit: Community Outreach

Job Code	JobTitle	Total		Total								
		EMP	MIN	EMP	W	AA	H	A	NA	PI	2+	
1125	Coord Minority Svcs	1	1	Male	0	0	0	0	0	0	0	0
				Female	1	0	0	1	0	0	0	0
Grand Total #		1	1	Male #	0	0	0	0	0	0	0	0
Grand Total %			100.0	Male %	0.0	0.0	0.0	0.0	0.0	0.0	0.0	0.0
				Female #	1	0	0	1	0	0	0	0
				Female%	100.0	0.0	0.0	100.0	0.0	0.0	0.0	0.0

Maricopa County Community College District

Mesa Community College

Snapshot Date: 09/30/2017

Workforce Analysis

Organizational Unit: Comp Creative Writing and Lit

Job Code	JobTitle	Total		Total								
		EMP	MIN	EMP	W	AA	H	A	NA	PI	2+	
4037	Student Lrning Facilitator II	23	7	Male	12	9	0	2	1	0	0	0
				Female	11	7	1	2	1	0	0	0
4076	Temp Level 3	125	51	Male	52	31	8	9	1	2	1	0
				Female	73	43	5	18	4	1	2	0
4204	Adjunct Faculty Day	1	0	Male	1	1	0	0	0	0	0	0
				Female	0	0	0	0	0	0	0	0
4205	Adjunct Faculty Evening	1	0	Male	0	0	0	0	0	0	0	0
				Female	1	1	0	0	0	0	0	0
7320	English	1	0	Male	0	0	0	0	0	0	0	0
				Female	1	1	0	0	0	0	0	0
Grand Total #		151	58	Male #	65	41	8	11	2	2	1	0
Grand Total %			38.4	Male %	43.0	27.2	5.3	7.3	1.3	1.3	0.7	0.0
				Female #	86	52	6	20	5	1	2	0
				Female%	57.0	34.4	4.0	13.2	3.3	0.7	1.3	0.0

Maricopa County Community College District

Mesa Community College

Snapshot Date: 09/30/2017

Workforce Analysis

Organizational Unit: Counseling

Job Code	JobTitle	Total		Total								
		EMP	MIN	EMP	W	AA	H	A	NA	PI	2+	
2730	Admin Secretary III	1	0	Male	0	0	0	0	0	0	0	0
				Female	1	1	0	0	0	0	0	0
4027	Service Fac Hrly Evening	3	1	Male	1	0	1	0	0	0	0	0
				Female	2	2	0	0	0	0	0	0
4204	Adjunct Faculty Day	6	3	Male	1	0	1	0	0	0	0	0
				Female	5	3	1	1	0	0	0	0
4205	Adjunct Faculty Evening	2	1	Male	0	0	0	0	0	0	0	0
				Female	2	1	1	0	0	0	0	0
4212	Service Fac Adjunct Day	1	0	Male	0	0	0	0	0	0	0	0
				Female	1	1	0	0	0	0	0	0
7200	Counselor	4	4	Male	2	0	1	1	0	0	0	0
				Female	2	0	1	1	0	0	0	0
Grand Total #		17	9	Male #	4	0	3	1	0	0	0	0
Grand Total %			52.9	Male %	23.5	0.0	17.6	5.9	0.0	0.0	0.0	0.0
				Female #	13	8	3	2	0	0	0	0
				Female%	76.5	47.1	17.6	11.8	0.0	0.0	0.0	0.0

Maricopa County Community College District

Mesa Community College

Workforce Analysis

Snapshot Date: 09/30/2017

Organizational Unit: Counseling & Guidance

Job Code	JobTitle	Total		Total								
		EMP	MIN	EMP	W	AA	H	A	NA	PI	2+	
163	Outreach Spec K12	1	1	Male	0	0	0	0	0	0	0	0
				Female	1	0	0	1	0	0	0	0
Grand Total #		1	1	Male #	0	0	0	0	0	0	0	
Grand Total %			100.0	Male %	0.0	0.0	0.0	0.0	0.0	0.0	0.0	
				Female #	1	0	0	1	0	0	0	
				Female%	100.0	0.0	0.0	100.0	0.0	0.0	0.0	

Maricopa County Community College District

Mesa Community College

Snapshot Date: 09/30/2017

Workforce Analysis

Organizational Unit: Course Management

Job Code	JobTitle	Total		Total								
		EMP	MIN	EMP	W	AA	H	A	NA	PI	2+	
2551	Curriculum Writer	1	0	Male	0	0	0	0	0	0	0	0
				Female	1	1	0	0	0	0	0	0
2785	Office Coord II	1	0	Male	0	0	0	0	0	0	0	0
				Female	1	1	0	0	0	0	0	0
Grand Total #		2	0	Male #	0	0	0	0	0	0	0	
Grand Total %			0.0	Male %	0.0	0.0	0.0	0.0	0.0	0.0	0.0	
				Female #	2	2	0	0	0	0	0	
				Female%	100.0	100.0	0.0	0.0	0.0	0.0	0.0	

Maricopa County Community College District

Mesa Community College

Snapshot Date: 09/30/2017

Workforce Analysis

Organizational Unit: Crafts

Job Code	JobTitle	Total		Total								
		EMP	MIN	EMP	W	AA	H	A	NA	PI	2+	
4550	Carpenter	1	0	Male	1	1	0	0	0	0	0	0
				Female	0	0	0	0	0	0	0	0
Grand Total #		1	0	Male #	1	1	0	0	0	0	0	0
Grand Total %			0.0	Male %	100.0	100.0	0.0	0.0	0.0	0.0	0.0	0.0
				Female #	0	0	0	0	0	0	0	0
				Female%	0.0	0.0	0.0	0.0	0.0	0.0	0.0	0.0

Maricopa County Community College District

Mesa Community College

Snapshot Date: 09/30/2017

Workforce Analysis

Organizational Unit: Criminal Jus,ER Response&Legal

Job Code	JobTitle	Total		Total								
		EMP	MIN	EMP	W	AA	H	A	NA	PI	2+	
4080	Temp MAT Equiv Grade 16	1	1	Male	0	0	0	0	0	0	0	0
				Female	1	0	0	1	0	0	0	0
4109	Paramedic Class Lab Tutor	10	3	Male	8	6	1	1	0	0	0	0
				Female	2	1	0	0	0	0	1	0
4205	Adjunct Faculty Evening	1	0	Male	1	1	0	0	0	0	0	0
				Female	0	0	0	0	0	0	0	0
Grand Total #		12	4	Male #	9	7	1	1	0	0	0	0
Grand Total %			33.3	Male %	75.0	58.3	8.3	8.3	0.0	0.0	0.0	0.0
				Female #	3	1	0	1	0	0	1	0
				Female%	25.0	8.3	0.0	8.3	0.0	0.0	8.3	0.0

Maricopa County Community College District

Mesa Community College

Snapshot Date: 09/30/2017

Workforce Analysis

Organizational Unit: Ctr Crrclm/Trnsfr Articulation

Job Code	JobTitle	Total		Total								
		EMP	MIN	EMP	W	AA	H	A	NA	PI	2+	
4075	Temp Level 2	2	1	Male	1	1	0	0	0	0	0	0
				Female	1	0	0	1	0	0	0	0
Grand Total #		2	1	Male #	1	1	0	0	0	0	0	0
Grand Total %			50.0	Male %	50.0	50.0	0.0	0.0	0.0	0.0	0.0	0.0
				Female #	1	0	0	1	0	0	0	0
				Female%	50.0	0.0	0.0	50.0	0.0	0.0	0.0	0.0

Maricopa County Community College District

Mesa Community College

Workforce Analysis

Snapshot Date: 09/30/2017

Organizational Unit: Ctr for Civic Participation

Job Code	JobTitle	Total		Total								
		EMP	MIN	EMP	W	AA	H	A	NA	PI	2+	
4075	Temp Level 2	2	0	Male	1	1	0	0	0	0	0	0
				Female	1	1	0	0	0	0	0	0
Grand Total #		2	0	Male #	1	1	0	0	0	0	0	
Grand Total %			0.0	Male %	50.0	50.0	0.0	0.0	0.0	0.0	0.0	
				Female #	1	1	0	0	0	0	0	
				Female%	50.0	50.0	0.0	0.0	0.0	0.0	0.0	

Maricopa County Community College District

Mesa Community College

Snapshot Date: 09/30/2017

Workforce Analysis

Organizational Unit: Ctr for Comm & Civic Engagemnt

Job Code	JobTitle	Total		Total									
		EMP	MIN	EMP	W	AA	H	A	NA	PI	2+		
2590	Program Advisor	2	0	Male	0	0	0	0	0	0	0	0	0
				Female	2	2	0	0	0	0	0	0	0
2730	Admin Secretary III	1	0	Male	0	0	0	0	0	0	0	0	0
				Female	1	1	0	0	0	0	0	0	0
4075	Temp Level 2	1	0	Male	1	1	0	0	0	0	0	0	0
				Female	0	0	0	0	0	0	0	0	0
Grand Total #		4	0	Male #	1	1	0	0	0	0	0	0	0
Grand Total %			0.0	Male %	25.0	25.0	0.0	0.0	0.0	0.0	0.0	0.0	0.0
				Female #	3	3	0	0	0	0	0	0	0
				Female%	75.0	75.0	0.0	0.0	0.0	0.0	0.0	0.0	0.0

Maricopa County Community College District

Mesa Community College

Snapshot Date: 09/30/2017

Workforce Analysis

Organizational Unit: Ctr for Teach,Lng, Engagement2

Job Code	JobTitle	Total		Total								
		EMP	MIN	EMP	W	AA	H	A	NA	PI	2+	
4075	Temp Level 2	1	0	Male	0	0	0	0	0	0	0	0
				Female	1	1	0	0	0	0	0	0
7480	Librarian	1	1	Male	0	0	0	0	0	0	0	0
				Female	1	0	0	0	1	0	0	0
Grand Total #		2	1	Male #	0	0	0	0	0	0	0	0
Grand Total %			50.0	Male %	0.0	0.0	0.0	0.0	0.0	0.0	0.0	0.0
				Female #	2	1	0	0	1	0	0	0
				Female%	100.0	50.0	0.0	0.0	50.0	0.0	0.0	0.0

Maricopa County Community College District

Mesa Community College

Workforce Analysis

Snapshot Date: 09/30/2017

Organizational Unit: Ctr. Teaching, Learning/Tech.

Job Code	JobTitle	Total		Total								
		EMP	MIN	EMP	W	AA	H	A	NA	PI	2+	
4075	Temp Level 2	1	1	Male	1	0	0	0	1	0	0	0
				Female	0	0	0	0	0	0	0	0
Grand Total #		1	1	Male #	1	0	0	0	1	0	0	0
Grand Total %			100.0	Male %	100.0	0.0	0.0	0.0	100.0	0.0	0.0	0.0
				Female #	0	0	0	0	0	0	0	0
				Female%	0.0	0.0	0.0	0.0	0.0	0.0	0.0	0.0

Maricopa County Community College District

Mesa Community College

Workforce Analysis

Snapshot Date: 09/30/2017

Organizational Unit: CTS Desktop & Help Center

Job Code	JobTitle	Total		Total								
		EMP	MIN	EMP	W	AA	H	A	NA	PI	2+	
1029	Coord Audio Visual	1	0	Male	1	1	0	0	0	0	0	0
				Female	0	0	0	0	0	0	0	0
1159	Coord Video Production	1	1	Male	1	0	0	1	0	0	0	0
				Female	0	0	0	0	0	0	0	0
Grand Total #		2	1	Male #	2	1	0	1	0	0	0	0
Grand Total %			50.0	Male %	100.0	50.0	0.0	50.0	0.0	0.0	0.0	0.0
				Female #	0	0	0	0	0	0	0	0
				Female%	0.0	0.0	0.0	0.0	0.0	0.0	0.0	0.0

Maricopa County Community College District

Mesa Community College

Snapshot Date: 09/30/2017

Workforce Analysis

Organizational Unit: Cultural Science

Job Code	JobTitle	Total		Total									
		EMP	MIN	EMP	W	AA	H	A	NA	PI	2+		
2730	Admin Secretary III	2	0	Male	0	0	0	0	0	0	0	0	0
				Female	2	2	0	0	0	0	0	0	0
4204	Adjunct Faculty Day	19	4	Male	7	6	1	0	0	0	0	0	0
				Female	12	9	0	1	0	2	0	0	0
4205	Adjunct Faculty Evening	3	0	Male	1	1	0	0	0	0	0	0	0
				Female	2	2	0	0	0	0	0	0	0
7030	Anthropology	2	0	Male	1	1	0	0	0	0	0	0	0
				Female	1	1	0	0	0	0	0	0	0
7370	Geography	4	1	Male	1	1	0	0	0	0	0	0	0
				Female	3	2	0	1	0	0	0	0	0
8162	Aerobics Dance Fitness	1	0	Male	0	0	0	0	0	0	0	0	0
				Female	1	1	0	0	0	0	0	0	0
8190	Sociology	2	1	Male	1	1	0	0	0	0	0	0	0
				Female	1	0	0	1	0	0	0	0	0
8372	Social Work	1	0	Male	0	0	0	0	0	0	0	0	0
				Female	1	1	0	0	0	0	0	0	0
Grand Total #		34	6	Male #	11	10	1	0	0	0	0	0	0
Grand Total %			17.6	Male %	32.4	29.4	2.9	0.0	0.0	0.0	0.0	0.0	0.0
				Female #	23	18	0	3	0	2	0	0	0
				Female%	67.6	52.9	0.0	8.8	0.0	5.9	0.0	0.0	0.0

Maricopa County Community College District

Mesa Community College

Snapshot Date: 09/30/2017

Workforce Analysis

Organizational Unit: Dance

Job Code	JobTitle	Total		Total								
		EMP	MIN	EMP	W	AA	H	A	NA	PI	2+	
4029	Substitute Pay Evening Inst	1	0	Male	1	1	0	0	0	0	0	0
				Female	0	0	0	0	0	0	0	0
4204	Adjunct Faculty Day	1	0	Male	0	0	0	0	0	0	0	0
				Female	1	1	0	0	0	0	0	0
Grand Total #		2	0	Male #	1	1	0	0	0	0	0	0
Grand Total %			0.0	Male %	50.0	50.0	0.0	0.0	0.0	0.0	0.0	0.0
				Female #	1	1	0	0	0	0	0	0
				Female%	50.0	50.0	0.0	0.0	0.0	0.0	0.0	0.0

Maricopa County Community College District

Mesa Community College

Workforce Analysis

Snapshot Date: 09/30/2017

Organizational Unit: Dean Academic Affairs

Job Code	JobTitle	Total		Total								
		EMP	MIN	EMP	W	AA	H	A	NA	PI	2+	
7500	Mathematics	2	0	Male	1	1	0	0	0	0	0	0
				Female	1	1	0	0	0	0	0	0
Grand Total #		2	0	Male #	1	1	0	0	0	0	0	0
Grand Total %			0.0	Male %	50.0	50.0	0.0	0.0	0.0	0.0	0.0	0.0
				Female #	1	1	0	0	0	0	0	0
				Female%	50.0	50.0	0.0	0.0	0.0	0.0	0.0	0.0

Maricopa County Community College District

Mesa Community College

Workforce Analysis

Snapshot Date: 09/30/2017

Organizational Unit: Dean Industry & Public Service

Job Code	JobTitle	Total		Total								
		EMP	MIN	EMP	W	AA	H	A	NA	PI	2+	
7245	Dental Hygiene	1	0	Male	0	0	0	0	0	0	0	0
				Female	1	1	0	0	0	0	0	0
Grand Total #		1	0	Male #	0	0	0	0	0	0	0	0
Grand Total %			0.0	Male %	0.0	0.0	0.0	0.0	0.0	0.0	0.0	0.0
				Female #	1	1	0	0	0	0	0	0
				Female%	100.0	100.0	0.0	0.0	0.0	0.0	0.0	0.0

Maricopa County Community College District

Mesa Community College

Workforce Analysis

Snapshot Date: 09/30/2017

Organizational Unit: Dental Assisting

Job Code	JobTitle	Total		Total								
		EMP	MIN	EMP	W	AA	H	A	NA	PI	2+	
4086	Non Credit	3	0	Male	2	2	0	0	0	0	0	0
				Female	1	1	0	0	0	0	0	0
Grand Total #		3	0	Male #	2	2	0	0	0	0	0	0
Grand Total %			0.0	Male %	66.7	66.7	0.0	0.0	0.0	0.0	0.0	0.0
				Female #	1	1	0	0	0	0	0	0
				Female%	33.3	33.3	0.0	0.0	0.0	0.0	0.0	0.0

Maricopa County Community College District

Mesa Community College

Snapshot Date: 09/30/2017

Workforce Analysis

Organizational Unit: Dental Programs

Job Code	JobTitle	Total		Total									
		EMP	MIN	EMP	W	AA	H	A	NA	PI	2+		
4204	Adjunct Faculty Day	2	0	Male	0	0	0	0	0	0	0	0	0
				Female	2	2	0	0	0	0	0	0	0
4205	Adjunct Faculty Evening	1	0	Male	0	0	0	0	0	0	0	0	0
				Female	1	1	0	0	0	0	0	0	0
7240	Dental Asst Hygiene	1	0	Male	0	0	0	0	0	0	0	0	0
				Female	1	1	0	0	0	0	0	0	0
Grand Total #		4	0	Male #	0	0	0	0	0	0	0	0	0
Grand Total %			0.0	Male %	0.0	0.0	0.0	0.0	0.0	0.0	0.0	0.0	0.0
				Female #	4	4	0	0	0	0	0	0	0
				Female%	100.0	100.0	0.0	0.0	0.0	0.0	0.0	0.0	0.0

Maricopa County Community College District

Mesa Community College

Snapshot Date: 09/30/2017

Workforce Analysis

Organizational Unit: Desktop Media Support

Job Code	JobTitle	Total		Total								
		EMP	MIN	EMP	W	AA	H	A	NA	PI	2+	
2707	Client Support Analyst	2	0	Male	1	1	0	0	0	0	0	0
				Female	1	1	0	0	0	0	0	0
Grand Total #		2	0	Male #	1	1	0	0	0	0	0	
Grand Total %			0.0	Male %	50.0	50.0	0.0	0.0	0.0	0.0	0.0	
				Female #	1	1	0	0	0	0	0	
				Female%	50.0	50.0	0.0	0.0	0.0	0.0	0.0	

Maricopa County Community College District

Mesa Community College

Workforce Analysis

Snapshot Date: 09/30/2017

Organizational Unit: Desktop Support

Job Code	JobTitle	Total		Total								
		EMP	MIN	EMP	W	AA	H	A	NA	PI	2+	
1108	Systems Admin I	2	1	Male	1	1	0	0	0	0	0	0
				Female	1	0	0	1	0	0	0	0
1112	Systems Engineer Asst	1	0	Male	1	1	0	0	0	0	0	0
				Female	0	0	0	0	0	0	0	0
2395	Computer Equipment Bench Tech	1	1	Male	0	0	0	0	0	0	0	0
				Female	1	0	0	1	0	0	0	0
Grand Total #		4	2	Male #	2	2	0	0	0	0	0	0
Grand Total %			50.0	Male %	50.0	50.0	0.0	0.0	0.0	0.0	0.0	0.0
				Female #	2	0	0	2	0	0	0	0
				Female%	50.0	0.0	0.0	50.0	0.0	0.0	0.0	0.0

Maricopa County Community College District

Mesa Community College

Snapshot Date: 09/30/2017

Workforce Analysis

Organizational Unit: Development Office

Job Code	JobTitle	Total		Total								
		EMP	MIN	EMP	W	AA	H	A	NA	PI	2+	
2730	Admin Secretary III	1	0	Male	0	0	0	0	0	0	0	0
				Female	1	1	0	0	0	0	0	0
492	Dir Corp Foun Rel Dev Op	1	0	Male	1	1	0	0	0	0	0	0
				Female	0	0	0	0	0	0	0	0
948	Coord Fiscal Svcs	1	0	Male	0	0	0	0	0	0	0	0
				Female	1	1	0	0	0	0	0	0
Grand Total #		3	0	Male #	1	1	0	0	0	0	0	0
Grand Total %			0.0	Male %	33.3	33.3	0.0	0.0	0.0	0.0	0.0	0.0
				Female #	2	2	0	0	0	0	0	0
				Female%	66.7	66.7	0.0	0.0	0.0	0.0	0.0	0.0

Maricopa County Community College District

Mesa Community College

Workforce Analysis

Snapshot Date: 09/30/2017

Organizational Unit: Director - Skill Center

Job Code	JobTitle	Total		Total								
		EMP	MIN	EMP	W	AA	H	A	NA	PI	2+	
4359	Non Credit Instruction	10	3	Male	3	2	0	1	0	0	0	0
				Female	7	5	0	1	0	1	0	0
Grand Total #		10	3	Male #	3	2	0	1	0	0	0	0
Grand Total %			30.0	Male %	30.0	20.0	0.0	10.0	0.0	0.0	0.0	0.0
				Female #	7	5	0	1	0	1	0	0
				Female%	70.0	50.0	0.0	10.0	0.0	10.0	0.0	0.0

Maricopa County Community College District

Mesa Community College

Workforce Analysis

Snapshot Date: 09/30/2017

Organizational Unit: Disability Services

Job Code	JobTitle	Total		Total								
		EMP	MIN	EMP	W	AA	H	A	NA	PI	2+	
1458	Coord Student Svcs	1	0	Male	0	0	0	0	0	0	0	0
				Female	1	1	0	0	0	0	0	0
172	Coord Interpret Svcs Interpret	1	0	Male	0	0	0	0	0	0	0	0
				Female	1	1	0	0	0	0	0	0
2590	Program Advisor	1	1	Male	1	0	0	1	0	0	0	0
				Female	0	0	0	0	0	0	0	0
Grand Total #		3	1	Male #	1	0	0	1	0	0	0	0
Grand Total %			33.3	Male %	33.3	0.0	0.0	33.3	0.0	0.0	0.0	0.0
				Female #	2	2	0	0	0	0	0	0
				Female%	66.7	66.7	0.0	0.0	0.0	0.0	0.0	0.0

Maricopa County Community College District

Mesa Community College

Workforce Analysis

Snapshot Date: 09/30/2017

Organizational Unit: DL Teaching & Learning

Job Code	JobTitle	Total		Total								
		EMP	MIN	EMP	W	AA	H	A	NA	PI	2+	
4205	Adjunct Faculty Evening	1	0	Male	1	1	0	0	0	0	0	0
				Female	0	0	0	0	0	0	0	0
Grand Total #		1	0	Male #	1	1	0	0	0	0	0	0
Grand Total %			0.0	Male %	100.0	100.0	0.0	0.0	0.0	0.0	0.0	0.0
				Female #	0	0	0	0	0	0	0	0
				Female%	0.0	0.0	0.0	0.0	0.0	0.0	0.0	0.0

Maricopa County Community College District

Mesa Community College

Snapshot Date: 09/30/2017

Workforce Analysis

Organizational Unit: Early Childhood Projects

Job Code	JobTitle	Total		Total								
		EMP	MIN	EMP	W	AA	H	A	NA	PI	2+	
2730	Admin Secretary III	1	0	Male	0	0	0	0	0	0	0	0
				Female	1	1	0	0	0	0	0	0
Grand Total #		1	0	Male #	0	0	0	0	0	0	0	0
Grand Total %			0.0	Male %	0.0	0.0	0.0	0.0	0.0	0.0	0.0	0.0
				Female #	1	1	0	0	0	0	0	0
				Female%	100.0	100.0	0.0	0.0	0.0	0.0	0.0	0.0

Maricopa County Community College District

Mesa Community College

Workforce Analysis

Snapshot Date: 09/30/2017

Organizational Unit: Education

Job Code	JobTitle	Total		Total								
		EMP	MIN	EMP	W	AA	H	A	NA	PI	2+	
1190	Supv Early Childhood Ctr	1	1	Male	0	0	0	0	0	0	0	0
				Female	1	0	0	1	0	0	0	0
2730	Admin Secretary III	1	0	Male	0	0	0	0	0	0	0	0
				Female	1	1	0	0	0	0	0	0
4204	Adjunct Faculty Day	7	1	Male	1	1	0	0	0	0	0	0
				Female	6	5	0	1	0	0	0	0
4205	Adjunct Faculty Evening	2	0	Male	0	0	0	0	0	0	0	0
				Female	2	2	0	0	0	0	0	0
7290	Education	2	1	Male	0	0	0	0	0	0	0	0
				Female	2	1	1	0	0	0	0	0
8189	Child Family Studies	1	0	Male	0	0	0	0	0	0	0	0
				Female	1	1	0	0	0	0	0	0
9599	East Valley Teacher Ed Coord	1	0	Male	0	0	0	0	0	0	0	0
				Female	1	1	0	0	0	0	0	0
Grand Total #		15	3	Male #	1	1	0	0	0	0	0	0
Grand Total %			20.0	Male %	6.7	6.7	0.0	0.0	0.0	0.0	0.0	0.0
				Female #	14	11	1	2	0	0	0	0
				Female%	93.3	73.3	6.7	13.3	0.0	0.0	0.0	0.0

Maricopa County Community College District

Mesa Community College

Snapshot Date: 09/30/2017

Workforce Analysis

Organizational Unit: Educational Cntr-Inst

Job Code	JobTitle	Total		Total								
		EMP	MIN	EMP	W	AA	H	A	NA	PI	2+	
4077	Temp MAT Equiv Grade 13	5	2	Male	2	1	1	0	0	0	0	0
				Female	3	2	1	0	0	0	0	0
Grand Total #		5	2	Male #	2	1	1	0	0	0	0	0
Grand Total %			40.0	Male %	40.0	20.0	20.0	0.0	0.0	0.0	0.0	0.0
				Female #	3	2	1	0	0	0	0	0
				Female%	60.0	40.0	20.0	0.0	0.0	0.0	0.0	0.0

Maricopa County Community College District

Mesa Community College

Workforce Analysis

Snapshot Date: 09/30/2017

Organizational Unit: Educational Specialized Svcs

Job Code	JobTitle	Total		Total								
		EMP	MIN	EMP	W	AA	H	A	NA	PI	2+	
1119	Mgr Disability Resource Svcs	1	0	Male	1	1	0	0	0	0	0	0
				Female	0	0	0	0	0	0	0	0
1458	Coord Student Svcs	1	0	Male	1	1	0	0	0	0	0	0
				Female	0	0	0	0	0	0	0	0
2595	Veterans Records Tech	1	1	Male	0	0	0	0	0	0	0	0
				Female	1	0	0	0	0	1	0	0
2785	Office Coord II	1	0	Male	0	0	0	0	0	0	0	0
				Female	1	1	0	0	0	0	0	0
Grand Total #		4	1	Male #	2	2	0	0	0	0	0	0
Grand Total %			25.0	Male %	50.0	50.0	0.0	0.0	0.0	0.0	0.0	0.0
				Female #	2	1	0	0	0	1	0	0
				Female%	50.0	25.0	0.0	0.0	0.0	25.0	0.0	0.0

Maricopa County Community College District

Mesa Community College

Workforce Analysis

Snapshot Date: 09/30/2017

Organizational Unit: eLearning

Job Code	JobTitle	Total		Total								
		EMP	MIN	EMP	W	AA	H	A	NA	PI	2+	
2730	Admin Secretary III	1	0	Male	1	1	0	0	0	0	0	0
				Female	0	0	0	0	0	0	0	0
9584	Instructional Facilitator	1	0	Male	1	1	0	0	0	0	0	0
				Female	0	0	0	0	0	0	0	0
Grand Total #		2	0	Male #	2	2	0	0	0	0	0	0
Grand Total %			0.0	Male %	100.0	100.0	0.0	0.0	0.0	0.0	0.0	0.0
				Female #	0	0	0	0	0	0	0	0
				Female%	0.0	0.0	0.0	0.0	0.0	0.0	0.0	0.0

Maricopa County Community College District

Mesa Community College

Snapshot Date: 09/30/2017

Workforce Analysis

Organizational Unit: Emergency Medical Tech

Job Code	JobTitle	Total		Total								
		EMP	MIN	EMP	W	AA	H	A	NA	PI	2+	
4105	EMT Lab Tutor EMT Cert	23	6	Male	20	14	1	3	0	2	0	0
				Female	3	3	0	0	0	0	0	0
4347	Admin in Charge	1	0	Male	1	1	0	0	0	0	0	0
				Female	0	0	0	0	0	0	0	0
Grand Total #		24	6	Male #	21	15	1	3	0	2	0	0
Grand Total %			25.0	Male %	87.5	62.5	4.2	12.5	0.0	8.3	0.0	0.0
				Female #	3	3	0	0	0	0	0	0
				Female%	12.5	12.5	0.0	0.0	0.0	0.0	0.0	0.0

Maricopa County Community College District

Mesa Community College

Snapshot Date: 09/30/2017

Workforce Analysis

Organizational Unit: EMT-Fire Science

Job Code	JobTitle	Total		Total									
		EMP	MIN	EMP	W	AA	H	A	NA	PI	2+		
2560	Emergency Medical Fir Sc Lb Tc	1	0	Male	1	1	0	0	0	0	0	0	0
				Female	0	0	0	0	0	0	0	0	0
4105	EMT Lab Tutor EMT Cert	1	0	Male	0	0	0	0	0	0	0	0	0
				Female	1	1	0	0	0	0	0	0	0
4107	Fire Academy Lab Tutor	1	0	Male	1	1	0	0	0	0	0	0	0
				Female	0	0	0	0	0	0	0	0	0
4108	Fire Recruit Instructor	2	0	Male	2	2	0	0	0	0	0	0	0
				Female	0	0	0	0	0	0	0	0	0
4109	Paramedic Class Lab Tutor	4	1	Male	2	2	0	0	0	0	0	0	0
				Female	2	1	0	0	0	0	1	0	0
4204	Adjunct Faculty Day	12	0	Male	11	11	0	0	0	0	0	0	0
				Female	1	1	0	0	0	0	0	0	0
4205	Adjunct Faculty Evening	5	0	Male	5	5	0	0	0	0	0	0	0
				Female	0	0	0	0	0	0	0	0	0
4370	CPAT Proctor	2	1	Male	2	1	0	1	0	0	0	0	0
				Female	0	0	0	0	0	0	0	0	0
Grand Total #		28	2	Male #	24	23	0	1	0	0	0	0	0
Grand Total %			7.1	Male %	85.7	82.1	0.0	3.6	0.0	0.0	0.0	0.0	0.0
				Female #	4	3	0	0	0	0	1	0	0
				Female%	14.3	10.7	0.0	0.0	0.0	0.0	3.6	0.0	0.0

Maricopa County Community College District

Mesa Community College

Workforce Analysis

Snapshot Date: 09/30/2017

Organizational Unit: EMT/Fire Science

Job Code	JobTitle	Total		Total								
		EMP	MIN	EMP	W	AA	H	A	NA	PI	2+	
1457	Student Svcs Spec	1	1	Male	0	0	0	0	0	0	0	0
				Female	1	0	0	1	0	0	0	0
2305	Admin Asst I	1	0	Male	0	0	0	0	0	0	0	0
				Female	1	1	0	0	0	0	0	0
2730	Admin Secretary III	1	0	Male	0	0	0	0	0	0	0	0
				Female	1	1	0	0	0	0	0	0
7312	Fire Science	5	1	Male	4	4	0	0	0	0	0	0
				Female	1	0	0	1	0	0	0	0
Grand Total #		8	2	Male #	4	4	0	0	0	0	0	0
Grand Total %			25.0	Male %	50.0	50.0	0.0	0.0	0.0	0.0	0.0	0.0
				Female #	4	2	0	2	0	0	0	0
				Female%	50.0	25.0	0.0	25.0	0.0	0.0	0.0	0.0

Maricopa County Community College District

Mesa Community College

Workforce Analysis

Snapshot Date: 09/30/2017

Organizational Unit: English

Job Code	JobTitle	Total		Total								
		EMP	MIN	EMP	W	AA	H	A	NA	PI	2+	
4204	Adjunct Faculty Day	1	0	Male	1	1	0	0	0	0	0	0
				Female	0	0	0	0	0	0	0	0
Grand Total #		1	0	Male #	1	1	0	0	0	0	0	0
Grand Total %			0.0	Male %	100.0	100.0	0.0	0.0	0.0	0.0	0.0	0.0
				Female #	0	0	0	0	0	0	0	0
				Female%	0.0	0.0	0.0	0.0	0.0	0.0	0.0	0.0

Maricopa County Community College District

Mesa Community College

Snapshot Date: 09/30/2017

Workforce Analysis

Organizational Unit: English-Journalism-Humanities

Job Code	JobTitle	Total		Total								
		EMP	MIN	EMP	W	AA	H	A	NA	PI	2+	
4028	Substitute Pay Day Inst	1	0	Male	0	0	0	0	0	0	0	0
				Female	1	1	0	0	0	0	0	0
4204	Adjunct Faculty Day	32	1	Male	12	11	0	1	0	0	0	0
				Female	20	20	0	0	0	0	0	0
4205	Adjunct Faculty Evening	14	1	Male	6	5	0	1	0	0	0	0
				Female	8	8	0	0	0	0	0	0
6381	English Composition	1	0	Male	0	0	0	0	0	0	0	0
				Female	1	1	0	0	0	0	0	0
Grand Total #		48	2	Male #	18	16	0	2	0	0	0	0
Grand Total %			4.2	Male %	37.5	33.3	0.0	4.2	0.0	0.0	0.0	0.0
				Female #	30	30	0	0	0	0	0	0
				Female%	62.5	62.5	0.0	0.0	0.0	0.0	0.0	0.0

Maricopa County Community College District

Mesa Community College

Snapshot Date: 09/30/2017

Workforce Analysis

Organizational Unit: English/Journalism/Humanities

Job Code	JobTitle	Total		Total								
		EMP	MIN	EMP	W	AA	H	A	NA	PI	2+	
2730	Admin Secretary III	2	0	Male	0	0	0	0	0	0	0	0
				Female	2	2	0	0	0	0	0	0
6381	English Composition	4	1	Male	3	2	1	0	0	0	0	0
				Female	1	1	0	0	0	0	0	0
7320	English	20	7	Male	11	5	1	3	0	2	0	0
				Female	9	8	0	0	1	0	0	0
7776	English ESL	2	1	Male	1	1	0	0	0	0	0	0
				Female	1	0	1	0	0	0	0	0
Grand Total #		28	9	Male #	15	8	2	3	0	2	0	0
Grand Total %			32.1	Male %	53.6	28.6	7.1	10.7	0.0	7.1	0.0	0.0
				Female #	13	11	1	0	1	0	0	0
				Female%	46.4	39.3	3.6	0.0	3.6	0.0	0.0	0.0

Maricopa County Community College District

Mesa Community College

Workforce Analysis

Snapshot Date: 09/30/2017

Organizational Unit: English/Reading/Journalism

Job Code	JobTitle	Total		Total								
		EMP	MIN	EMP	W	AA	H	A	NA	PI	2+	
8337	Journalism	1	1	Male	0	0	0	0	0	0	0	0
				Female	1	0	0	1	0	0	0	0
Grand Total #		1	1	Male #	0	0	0	0	0	0	0	0
Grand Total %			100.0	Male %	0.0	0.0	0.0	0.0	0.0	0.0	0.0	0.0
				Female #	1	0	0	1	0	0	0	0
				Female%	100.0	0.0	0.0	100.0	0.0	0.0	0.0	0.0

Maricopa County Community College District

Mesa Community College

Workforce Analysis

Snapshot Date: 09/30/2017

Organizational Unit: Enrollment Management

Job Code	JobTitle	Total		Total								
		EMP	MIN	EMP	W	AA	H	A	NA	PI	2+	
4075	Temp Level 2	6	2	Male	2	1	0	1	0	0	0	0
				Female	4	3	0	0	1	0	0	
Grand Total #		6	2	Male #	2	1	0	1	0	0	0	0
Grand Total %			33.3	Male %	33.3	16.7	0.0	16.7	0.0	0.0	0.0	0.0
				Female #	4	3	0	0	1	0	0	0
				Female%	66.7	50.0	0.0	0.0	16.7	0.0	0.0	0.0

Maricopa County Community College District

Mesa Community College

Workforce Analysis

Snapshot Date: 09/30/2017

Organizational Unit: Enrollment Management Services

Job Code	JobTitle	Total		Total								
		EMP	MIN	EMP	W	AA	H	A	NA	PI	2+	
4075	Temp Level 2	1	0	Male	1	1	0	0	0	0	0	0
				Female	0	0	0	0	0	0	0	0
Grand Total #		1	0	Male #	1	1	0	0	0	0	0	
Grand Total %			0.0	Male %	100.0	100.0	0.0	0.0	0.0	0.0	0.0	
				Female #	0	0	0	0	0	0	0	
				Female%	0.0	0.0	0.0	0.0	0.0	0.0	0.0	

Maricopa County Community College District

Mesa Community College

Workforce Analysis

Snapshot Date: 09/30/2017

Organizational Unit: Enrollment Services

Job Code	JobTitle	Total		Total										
		EMP	MIN	EMP	W	AA	H	A	NA	PI	2+			
1458	Coord Student Svcs	1	0	Male	1	1	0	0	0	0	0	0	0	0
				Female	0	0	0	0	0	0	0	0	0	0
4075	Temp Level 2	3	3	Male	2	0	0	1	0	1	0	0	0	0
				Female	1	0	0	1	0	0	0	0	0	0
970	Supv Admissions Regist Records	2	1	Male	2	1	0	0	1	0	0	0	0	0
				Female	0	0	0	0	0	0	0	0	0	0
Grand Total #		6	4	Male #	5	2	0	1	1	1	0	0	0	0
Grand Total %			66.7	Male %	83.3	33.3	0.0	16.7	16.7	16.7	0.0	0.0	0.0	0.0
				Female #	1	0	0	1	0	0	0	0	0	0
				Female%	16.7	0.0	0.0	16.7	0.0	0.0	0.0	0.0	0.0	0.0

Maricopa County Community College District

Mesa Community College

Snapshot Date: 09/30/2017

Workforce Analysis

Organizational Unit: Enrollment Services Contact Ct

Job Code	JobTitle	Total		Total								
		EMP	MIN	EMP	W	AA	H	A	NA	PI	2+	
1457	Student Svcs Spec	2	2	Male	0	0	0	0	0	0	0	0
				Female	2	0	0	1	1	0	0	0
Grand Total #		2	2	Male #	0	0	0	0	0	0	0	0
Grand Total %			100.0	Male %	0.0	0.0	0.0	0.0	0.0	0.0	0.0	0.0
				Female #	2	0	0	1	1	0	0	0
				Female%	100.0	0.0	0.0	50.0	50.0	0.0	0.0	0.0

Maricopa County Community College District

Mesa Community College

Snapshot Date: 09/30/2017

Workforce Analysis

Organizational Unit: Enrollment Services Records

Job Code	JobTitle	Total		Total									
		EMP	MIN	EMP	W	AA	H	A	NA	PI	2+		
1457	Student Svcs Spec	3	2	Male	0	0	0	0	0	0	0	0	0
				Female	3	1	1	1	0	0	0	0	
1458	Coord Student Svcs	1	0	Male	0	0	0	0	0	0	0	0	
				Female	1	1	0	0	0	0	0		
948	Coord Fiscal Svcs	1	0	Male	1	1	0	0	0	0	0	0	
				Female	0	0	0	0	0	0	0		
Grand Total #		5	2	Male #	1	1	0	0	0	0	0	0	
Grand Total %			40.0	Male %	20.0	20.0	0.0	0.0	0.0	0.0	0.0	0.0	
				Female #	4	2	1	1	0	0	0	0	
				Female%	80.0	40.0	20.0	20.0	0.0	0.0	0.0	0.0	

Maricopa County Community College District

Mesa Community College

Workforce Analysis

Snapshot Date: 09/30/2017

Organizational Unit: Enrollment Services Security

Job Code	JobTitle	Total		Total								
		EMP	MIN	EMP	W	AA	H	A	NA	PI	2+	
3500	Data Entry Tech	1	0	Male	1	1	0	0	0	0	0	0
				Female	0	0	0	0	0	0	0	0
		Grand Total #	1	0	Male #	1	1	0	0	0	0	0
		Grand Total %		0.0	Male %	100.0	100.0	0.0	0.0	0.0	0.0	0.0
					Female #	0	0	0	0	0	0	0
					Female%	0.0	0.0	0.0	0.0	0.0	0.0	0.0

Maricopa County Community College District

Mesa Community College

Snapshot Date: 09/30/2017

Workforce Analysis

Organizational Unit: Enterprise Software & Sys Dev

Job Code	JobTitle	Total		Total								
		EMP	MIN	EMP	W	AA	H	A	NA	PI	2+	
1290	Coord Instructional Info Tech	1	0	Male	1	1	0	0	0	0	0	0
				Female	0	0	0	0	0	0	0	0
2628	Sr Database Admin	1	0	Male	1	1	0	0	0	0	0	0
				Female	0	0	0	0	0	0	0	0
Grand Total #		2	0	Male #	2	2	0	0	0	0	0	
Grand Total %			0.0	Male %	100.0	100.0	0.0	0.0	0.0	0.0	0.0	
				Female #	0	0	0	0	0	0	0	
				Female%	0.0	0.0	0.0	0.0	0.0	0.0	0.0	

Maricopa County Community College District

Mesa Community College

Snapshot Date: 09/30/2017

Workforce Analysis

Organizational Unit: Exercise Science

Job Code	JobTitle	Total		Total								
		EMP	MIN	EMP	W	AA	H	A	NA	PI	2+	
1101	Mgr Fitness Wellness	1	0	Male	1	1	0	0	0	0	0	0
				Female	0	0	0	0	0	0	0	0
1930	Athletic Spec	5	1	Male	4	3	1	0	0	0	0	
				Female	1	1	0	0	0	0	0	
2635	Aerobic Fitness HIC Tech	2	1	Male	1	0	0	1	0	0	0	
				Female	1	1	0	0	0	0	0	
2730	Admin Secretary III	1	0	Male	0	0	0	0	0	0	0	
				Female	1	1	0	0	0	0	0	
4012	Fitness Ctr Floor Supv	9	0	Male	4	4	0	0	0	0	0	
				Female	5	5	0	0	0	0	0	
4028	Substitute Pay Day Inst	1	0	Male	0	0	0	0	0	0	0	
				Female	1	1	0	0	0	0	0	
4029	Substitute Pay Evening Inst	3	1	Male	2	1	0	1	0	0	0	
				Female	1	1	0	0	0	0	0	
4204	Adjunct Faculty Day	14	3	Male	4	1	0	1	0	2	0	
				Female	10	10	0	0	0	0	0	
4205	Adjunct Faculty Evening	5	0	Male	1	1	0	0	0	0	0	
				Female	4	4	0	0	0	0	0	
7410	Home Economics	1	0	Male	0	0	0	0	0	0	0	
				Female	1	1	0	0	0	0	0	
7560	Nursing	1	0	Male	0	0	0	0	0	0	0	
				Female	1	1	0	0	0	0	0	
7600	Physical Education	4	1	Male	1	1	0	0	0	0	0	
				Female	3	2	0	0	1	0	0	
8421	Nutrition	1	0	Male	0	0	0	0	0	0	0	
				Female	1	1	0	0	0	0	0	

Maricopa County Community College District

Mesa Community College

Snapshot Date: 09/30/2017

Workforce Analysis

Organizational Unit: Exercise Science

Job Code	JobTitle	Total		Total								
		EMP	MIN	EMP	W	AA	H	A	NA	PI	2+	
	Grand Total #	48	7	Male #	18	12	1	3	0	2	0	0
	Grand Total %		14.6	Male %	37.5	25.0	2.1	6.3	0.0	4.2	0.0	0.0
				Female #	30	29	0	0	1	0	0	0
				Female%	62.5	60.4	0.0	0.0	2.1	0.0	0.0	0.0

Maricopa County Community College District

Mesa Community College

Workforce Analysis

Snapshot Date: 09/30/2017

Organizational Unit: Fin Aid Office

Job Code	JobTitle	Total		Total								
		EMP	MIN	EMP	W	AA	H	A	NA	PI	2+	
2570	Financial Aid Tech II	5	5	Male	2	0	0	2	0	0	0	0
				Female	3	0	0	3	0	0	0	0
Grand Total #		5	5	Male #	2	0	0	2	0	0	0	0
Grand Total %			100.0	Male %	40.0	0.0	0.0	40.0	0.0	0.0	0.0	0.0
				Female #	3	0	0	3	0	0	0	0
				Female%	60.0	0.0	0.0	60.0	0.0	0.0	0.0	0.0

Maricopa County Community College District

Mesa Community College

Workforce Analysis

Snapshot Date: 09/30/2017

Organizational Unit: Financial Aid

Job Code	JobTitle	Total		Total								
		EMP	MIN	EMP	W	AA	H	A	NA	PI	2+	
1165	Financial Aid Asst	2	1	Male	0	0	0	0	0	0	0	0
				Female	2	1	0	0	1	0	0	0
Grand Total #		2	1	Male #	0	0	0	0	0	0	0	0
Grand Total %			50.0	Male %	0.0	0.0	0.0	0.0	0.0	0.0	0.0	0.0
				Female #	2	1	0	0	1	0	0	0
				Female%	100.0	50.0	0.0	0.0	50.0	0.0	0.0	0.0

Maricopa County Community College District

Mesa Community College

Workforce Analysis

Snapshot Date: 09/30/2017

Organizational Unit: Financial Aid Compliance

Job Code	JobTitle	Total		Total								
		EMP	MIN	EMP	W	AA	H	A	NA	PI	2+	
1457	Student Svcs Spec	2	1	Male	0	0	0	0	0	0	0	0
				Female	2	1	0	1	0	0	0	0
Grand Total #		2	1	Male #	0	0	0	0	0	0	0	
Grand Total %			50.0	Male %	0.0	0.0	0.0	0.0	0.0	0.0	0.0	
				Female #	2	1	0	1	0	0	0	
				Female%	100.0	50.0	0.0	50.0	0.0	0.0	0.0	

Maricopa County Community College District

Mesa Community College

Workforce Analysis

Snapshot Date: 09/30/2017

Organizational Unit: Financial Aid Outreach

Job Code	JobTitle	Total		Total								
		EMP	MIN	EMP	W	AA	H	A	NA	PI	2+	
1457	Student Svcs Spec	1	0	Male	0	0	0	0	0	0	0	0
				Female	1	1	0	0	0	0	0	0
Grand Total #		1	0	Male #	0	0	0	0	0	0	0	0
Grand Total %			0.0	Male %	0.0	0.0	0.0	0.0	0.0	0.0	0.0	0.0
				Female #	1	1	0	0	0	0	0	0
				Female%	100.0	100.0	0.0	0.0	0.0	0.0	0.0	0.0

Maricopa County Community College District

Mesa Community College

Workforce Analysis

Snapshot Date: 09/30/2017

Organizational Unit: Fine Arts

Job Code	JobTitle	Total		Total								
		EMP	MIN	EMP	W	AA	H	A	NA	PI	2+	
2310	Coord Perform Arts Facilities	1	0	Male	0	0	0	0	0	0	0	0
				Female	1	1	0	0	0	0	0	0
Grand Total #		1	0	Male #	0	0	0	0	0	0	0	0
Grand Total %			0.0	Male %	0.0	0.0	0.0	0.0	0.0	0.0	0.0	0.0
				Female #	1	1	0	0	0	0	0	0
				Female%	100.0	100.0	0.0	0.0	0.0	0.0	0.0	0.0

Maricopa County Community College District

Mesa Community College

Workforce Analysis

Snapshot Date: 09/30/2017

Organizational Unit: Fine Arts Facilities

Job Code	JobTitle	Total		Total								
		EMP	MIN	EMP	W	AA	H	A	NA	PI	2+	
3007	Coord Theatre Box Office Ops	1	1	Male	0	0	0	0	0	0	0	0
				Female	1	0	0	1	0	0	0	0
Grand Total #		1	1	Male #	0	0	0	0	0	0	0	0
Grand Total %			100.0	Male %	0.0	0.0	0.0	0.0	0.0	0.0	0.0	0.0
				Female #	1	0	0	1	0	0	0	0
				Female%	100.0	0.0	0.0	100.0	0.0	0.0	0.0	0.0

Maricopa County Community College District

Mesa Community College

Workforce Analysis

Snapshot Date: 09/30/2017

Organizational Unit: Fiscal Services

Job Code	JobTitle	Total		Total									
		EMP	MIN	EMP	W	AA	H	A	NA	PI	2+		
1312	College Budget Analyst	1	0	Male	0	0	0	0	0	0	0	0	0
				Female	1	1	0	0	0	0	0	0	0
2325	Fiscal Tech II	1	1	Male	1	0	0	1	0	0	0	0	0
				Female	0	0	0	0	0	0	0	0	0
948	Coord Fiscal Svcs	4	1	Male	0	0	0	0	0	0	0	0	0
				Female	4	3	0	1	0	0	0	0	0
Grand Total #		6	2	Male #	1	0	0	1	0	0	0	0	0
Grand Total %			33.3	Male %	16.7	0.0	0.0	16.7	0.0	0.0	0.0	0.0	0.0
				Female #	5	4	0	1	0	0	0	0	0
				Female%	83.3	66.7	0.0	16.7	0.0	0.0	0.0	0.0	0.0

Maricopa County Community College District

Mesa Community College

Workforce Analysis

Snapshot Date: 09/30/2017

Organizational Unit: Foreign Language

Job Code	JobTitle	Total		Total								
		EMP	MIN	EMP	W	AA	H	A	NA	PI	2+	
4205	Adjunct Faculty Evening	1	0	Male	0	0	0	0	0	0	0	0
				Female	1	1	0	0	0	0	0	0
Grand Total #		1	0	Male #	0	0	0	0	0	0	0	0
Grand Total %			0.0	Male %	0.0	0.0	0.0	0.0	0.0	0.0	0.0	0.0
				Female #	1	1	0	0	0	0	0	0
				Female%	100.0	100.0	0.0	0.0	0.0	0.0	0.0	0.0

Maricopa County Community College District

Mesa Community College

Workforce Analysis

Snapshot Date: 09/30/2017

Organizational Unit: Help Center

Job Code	JobTitle	Total		Total								
		EMP	MIN	EMP	W	AA	H	A	NA	PI	2+	
2707	Client Support Analyst	3	0	Male	3	3	0	0	0	0	0	0
				Female	0	0	0	0	0	0	0	0
Grand Total #		3	0	Male #	3	3	0	0	0	0	0	
Grand Total %			0.0	Male %	100.0	100.0	0.0	0.0	0.0	0.0	0.0	
				Female #	0	0	0	0	0	0	0	
				Female%	0.0	0.0	0.0	0.0	0.0	0.0	0.0	

Maricopa County Community College District

Mesa Community College

Snapshot Date: 09/30/2017

Workforce Analysis

Organizational Unit: Hlth Profns,Fitness&Wellness

Job Code	JobTitle	Total		Total									
		EMP	MIN	EMP	W	AA	H	A	NA	PI	2+		
1146	Coord Student Success Programs	1	1	Male	1	0	1	0	0	0	0	0	0
				Female	0	0	0	0	0	0	0	0	0
4357	Instructional Consultant	3	1	Male	1	1	0	0	0	0	0	0	0
				Female	2	1	0	1	0	0	0	0	0
Grand Total #		4	2	Male #	2	1	1	0	0	0	0	0	0
Grand Total %			50.0	Male %	50.0	25.0	25.0	0.0	0.0	0.0	0.0	0.0	0.0
				Female #	2	1	0	1	0	0	0	0	0
				Female%	50.0	25.0	0.0	25.0	0.0	0.0	0.0	0.0	0.0

Maricopa County Community College District

Mesa Community College

Workforce Analysis

Snapshot Date: 09/30/2017

Organizational Unit: Honors

Job Code	JobTitle	Total		Total								
		EMP	MIN	EMP	W	AA	H	A	NA	PI	2+	
1457	Student Svcs Spec	1	0	Male	0	0	0	0	0	0	0	0
				Female	1	1	0	0	0	0	0	0
Grand Total #		1	0	Male #	0	0	0	0	0	0	0	
Grand Total %			0.0	Male %	0.0	0.0	0.0	0.0	0.0	0.0	0.0	
				Female #	1	1	0	0	0	0	0	
				Female%	100.0	100.0	0.0	0.0	0.0	0.0	0.0	

Maricopa County Community College District

Mesa Community College

Workforce Analysis

Snapshot Date: 09/30/2017

Organizational Unit: Human Resources

Job Code	JobTitle	Total		Total								
		EMP	MIN	EMP	W	AA	H	A	NA	PI	2+	
1436	Mgr College Employee Svcs	1	1	Male	0	0	0	0	0	0	0	0
				Female	1	0	1	0	0	0	0	0
Grand Total #		1	1	Male #	0	0	0	0	0	0	0	0
Grand Total %			100.0	Male %	0.0	0.0	0.0	0.0	0.0	0.0	0.0	0.0
				Female #	1	0	1	0	0	0	0	0
				Female%	100.0	0.0	100.0	0.0	0.0	0.0	0.0	0.0

Maricopa County Community College District

Mesa Community College

Snapshot Date: 09/30/2017

Workforce Analysis

Organizational Unit: HVAC/Crafts

Job Code	JobTitle	Total		Total								
		EMP	MIN	EMP	W	AA	H	A	NA	PI	2+	
4550	Carpenter	1	0	Male	1	1	0	0	0	0	0	0
				Female	0	0	0	0	0	0	0	0
4555	Electrician	2	2	Male	2	0	0	2	0	0	0	0
				Female	0	0	0	0	0	0	0	0
4560	HVAC Maint Tech	3	1	Male	3	2	0	1	0	0	0	0
				Female	0	0	0	0	0	0	0	0
4565	Plumber	1	1	Male	1	0	0	1	0	0	0	0
				Female	0	0	0	0	0	0	0	0
4630	Painter	1	0	Male	1	1	0	0	0	0	0	0
				Female	0	0	0	0	0	0	0	0
835	Mgr Building Operations	1	0	Male	1	1	0	0	0	0	0	0
				Female	0	0	0	0	0	0	0	0
Grand Total #		9	4	Male #	9	5	0	4	0	0	0	0
Grand Total %			44.4	Male %	100.0	55.6	0.0	44.4	0.0	0.0	0.0	0.0
				Female #	0	0	0	0	0	0	0	0
				Female%	0.0	0.0	0.0	0.0	0.0	0.0	0.0	0.0

Maricopa County Community College District

Mesa Community College

Workforce Analysis

Snapshot Date: 09/30/2017

Organizational Unit: IA-Web Services

Job Code	JobTitle	Total		Total								
		EMP	MIN	EMP	W	AA	H	A	NA	PI	2+	
797	Web Tech III	1	0	Male	0	0	0	0	0	0	0	0
				Female	1	1	0	0	0	0	0	0
		Grand Total #	1	Male #	0	0	0	0	0	0	0	0
		Grand Total %		Male %	0.0	0.0	0.0	0.0	0.0	0.0	0.0	0.0
				Female #	1	1	0	0	0	0	0	0
				Female%	100.0	100.0	0.0	0.0	0.0	0.0	0.0	0.0

Maricopa County Community College District

Mesa Community College

Snapshot Date: 09/30/2017

Workforce Analysis

Organizational Unit: In Person Teaching-Learning

Job Code	JobTitle	Total		Total								
		EMP	MIN	EMP	W	AA	H	A	NA	PI	2+	
4012	Fitness Ctr Floor Supv	1	0	Male	0	0	0	0	0	0	0	0
				Female	1	1	0	0	0	0	0	0
4097	Dental Clinical Lab Assoc	12	1	Male	0	0	0	0	0	0	0	0
				Female	12	11	1	0	0	0	0	0
Grand Total #		13	1	Male #	0	0	0	0	0	0	0	0
Grand Total %			7.7	Male %	0.0	0.0	0.0	0.0	0.0	0.0	0.0	0.0
				Female #	13	12	1	0	0	0	0	0
				Female%	100.0	92.3	7.7	0.0	0.0	0.0	0.0	0.0

Maricopa County Community College District

Mesa Community College

Workforce Analysis

Snapshot Date: 09/30/2017

Organizational Unit: Information Resources Div

Job Code	JobTitle	Total		Total								
		EMP	MIN	EMP	W	AA	H	A	NA	PI	2+	
2770	Library Asst II	1	0	Male	0	0	0	0	0	0	0	0
				Female	1	1	0	0	0	0	0	0
		Grand Total #	1	Male #	0	0	0	0	0	0	0	0
		Grand Total %		Male %	0.0	0.0	0.0	0.0	0.0	0.0	0.0	0.0
				Female #	1	1	0	0	0	0	0	0
				Female%	100.0	100.0	0.0	0.0	0.0	0.0	0.0	0.0

Maricopa County Community College District

Mesa Community College

Workforce Analysis

Snapshot Date: 09/30/2017

Organizational Unit: Institutional Advancement

Job Code	JobTitle	Total		Total									
		EMP	MIN	EMP	W	AA	H	A	NA	PI	2+		
1282	Coord Alumni Relations Comm	1	0	Male	0	0	0	0	0	0	0	0	0
				Female	1	1	0	0	0	0	0	0	0
2576	Graphic Designer II	1	0	Male	0	0	0	0	0	0	0	0	0
				Female	1	1	0	0	0	0	0	0	0
2785	Office Coord II	1	1	Male	0	0	0	0	0	0	0	0	0
				Female	1	0	1	0	0	0	0	0	0
472	Coord Strategic Systems	1	0	Male	1	1	0	0	0	0	0	0	0
				Female	0	0	0	0	0	0	0	0	0
905	Coord Marketing Pr	1	0	Male	0	0	0	0	0	0	0	0	0
				Female	1	1	0	0	0	0	0	0	0
Grand Total #		5	1	Male #	1	1	0	0	0	0	0	0	0
Grand Total %			20.0	Male %	20.0	20.0	0.0	0.0	0.0	0.0	0.0	0.0	0.0
				Female #	4	3	1	0	0	0	0	0	
				Female%	80.0	60.0	20.0	0.0	0.0	0.0	0.0	0.0	

Maricopa County Community College District

Mesa Community College

Snapshot Date: 09/30/2017

Workforce Analysis

Organizational Unit: Instructional - Day Reg Sem

Job Code	JobTitle	Total		Total								
		EMP	MIN	EMP	W	AA	H	A	NA	PI	2+	
4205	Adjunct Faculty Evening	1	1	Male	1	0	0	0	1	0	0	0
				Female	0	0	0	0	0	0	0	
8110	Physics	1	0	Male	1	1	0	0	0	0	0	0
				Female	0	0	0	0	0	0	0	
Grand Total #		2	1	Male #	2	1	0	0	1	0	0	0
Grand Total %			50.0	Male %	100.0	50.0	0.0	0.0	50.0	0.0	0.0	0.0
				Female #	0	0	0	0	0	0	0	0
				Female%	0.0	0.0	0.0	0.0	0.0	0.0	0.0	0.0

Maricopa County Community College District

Mesa Community College

Snapshot Date: 09/30/2017

Workforce Analysis

Organizational Unit: Instructional - Occ Ed

Job Code	JobTitle	Total		Total								
		EMP	MIN	EMP	W	AA	H	A	NA	PI	2+	
4205	Adjunct Faculty Evening	2	2	Male	1	0	1	0	0	0	0	0
				Female	1	0	0	1	0	0	0	0
Grand Total #		2	2	Male #	1	0	1	0	0	0	0	
Grand Total %			100.0	Male %	50.0	0.0	50.0	0.0	0.0	0.0	0.0	
				Female #	1	0	0	1	0	0	0	
				Female%	50.0	0.0	0.0	50.0	0.0	0.0	0.0	

Maricopa County Community College District

Mesa Community College

Workforce Analysis

Snapshot Date: 09/30/2017

Organizational Unit: Instructional Support

Job Code	JobTitle	Total		Total									
		EMP	MIN	EMP	W	AA	H	A	NA	PI	2+		
2305	Admin Asst I	1	0	Male	0	0	0	0	0	0	0	0	0
				Female	1	1	0	0	0	0	0	0	0
Grand Total #		1	0	Male #	0	0	0	0	0	0	0	0	
Grand Total %			0.0	Male %	0.0	0.0	0.0	0.0	0.0	0.0	0.0	0.0	
				Female #	1	1	0	0	0	0	0	0	
				Female%	100.0	100.0	0.0	0.0	0.0	0.0	0.0	0.0	

Maricopa County Community College District

Mesa Community College

Snapshot Date: 09/30/2017

Workforce Analysis

Organizational Unit: Instructional Support Services

Job Code	JobTitle	Total		Total								
		EMP	MIN	EMP	W	AA	H	A	NA	PI	2+	
1051	Coord Science Lab	1	0	Male	0	0	0	0	0	0	0	0
				Female	1	1	0	0	0	0	0	0
Grand Total #		1	0	Male #	0	0	0	0	0	0	0	0
Grand Total %			0.0	Male %	0.0	0.0	0.0	0.0	0.0	0.0	0.0	0.0
				Female #	1	1	0	0	0	0	0	0
				Female%	100.0	100.0	0.0	0.0	0.0	0.0	0.0	0.0

Maricopa County Community College District

Mesa Community College

Snapshot Date: 09/30/2017

Workforce Analysis

Organizational Unit: International Education

Job Code	JobTitle	Total		Total								
		EMP	MIN	EMP	W	AA	H	A	NA	PI	2+	
1146	Coord Student Success Programs	1	0	Male	1	1	0	0	0	0	0	0
				Female	0	0	0	0	0	0	0	0
1457	Student Svcs Spec	1	1	Male	1	0	0	0	0	1	0	0
				Female	0	0	0	0	0	0	0	0
1458	Coord Student Svcs	2	1	Male	0	0	0	0	0	0	0	0
				Female	2	1	0	0	1	0	0	0
2305	Admin Asst I	1	0	Male	0	0	0	0	0	0	0	0
				Female	1	1	0	0	0	0	0	0
2970	Office Coord I	1	1	Male	0	0	0	0	0	0	0	0
				Female	1	0	0	1	0	0	0	0
Grand Total #		6	3	Male #	2	1	0	0	0	1	0	0
Grand Total %			50.0	Male %	33.3	16.7	0.0	0.0	0.0	16.7	0.0	0.0
				Female #	4	2	0	1	1	0	0	0
				Female%	66.7	33.3	0.0	16.7	16.7	0.0	0.0	0.0

Maricopa County Community College District

Mesa Community College

Workforce Analysis

Snapshot Date: 09/30/2017

Organizational Unit: IT App Web Development

Job Code	JobTitle	Total		Total								
		EMP	MIN	EMP	W	AA	H	A	NA	PI	2+	
4075	Temp Level 2	3	0	Male	1	1	0	0	0	0	0	0
				Female	2	2	0	0	0	0	0	0
Grand Total #		3	0	Male #	1	1	0	0	0	0	0	0
Grand Total %			0.0	Male %	33.3	33.3	0.0	0.0	0.0	0.0	0.0	0.0
				Female #	2	2	0	0	0	0	0	0
				Female%	66.7	66.7	0.0	0.0	0.0	0.0	0.0	0.0

Maricopa County Community College District

Mesa Community College

Workforce Analysis

Snapshot Date: 09/30/2017

Organizational Unit: IT Help Desk

Job Code	JobTitle	Total		Total								
		EMP	MIN	EMP	W	AA	H	A	NA	PI	2+	
4075	Temp Level 2	2	1	Male	1	1	0	0	0	0	0	0
				Female	1	0	0	0	1	0	0	0
Grand Total #		2	1	Male #	1	1	0	0	0	0	0	0
Grand Total %			50.0	Male %	50.0	50.0	0.0	0.0	0.0	0.0	0.0	0.0
				Female #	1	0	0	0	1	0	0	0
				Female%	50.0	0.0	0.0	0.0	50.0	0.0	0.0	0.0

Maricopa County Community College District

Mesa Community College

Workforce Analysis

Snapshot Date: 09/30/2017

Organizational Unit: IT Operations Center

Job Code	JobTitle	Total		Total								
		EMP	MIN	EMP	W	AA	H	A	NA	PI	2+	
4075	Temp Level 2	1	0	Male	0	0	0	0	0	0	0	0
				Female	1	1	0	0	0	0	0	0
Grand Total #		1	0	Male #	0	0	0	0	0	0	0	0
Grand Total %			0.0	Male %	0.0	0.0	0.0	0.0	0.0	0.0	0.0	0.0
				Female #	1	1	0	0	0	0	0	0
				Female%	100.0	100.0	0.0	0.0	0.0	0.0	0.0	0.0

Maricopa County Community College District

Mesa Community College

Workforce Analysis

Snapshot Date: 09/30/2017

Organizational Unit: IT Tier 2 Services

Job Code	JobTitle	Total		Total								
		EMP	MIN	EMP	W	AA	H	A	NA	PI	2+	
4075	Temp Level 2	4	2	Male	2	1	0	0	1	0	0	0
				Female	2	1	0	1	0	0	0	0
Grand Total #		4	2	Male #	2	1	0	0	1	0	0	0
Grand Total %			50.0	Male %	50.0	25.0	0.0	0.0	25.0	0.0	0.0	0.0
				Female #	2	1	0	1	0	0	0	0
				Female%	50.0	25.0	0.0	25.0	0.0	0.0	0.0	0.0

Maricopa County Community College District

Mesa Community College

Workforce Analysis

Snapshot Date: 09/30/2017

Organizational Unit: IT Tier 3 Services

Job Code	JobTitle	Total		Total								
		EMP	MIN	EMP	W	AA	H	A	NA	PI	2+	
4075	Temp Level 2	2	0	Male	1	1	0	0	0	0	0	0
				Female	1	1	0	0	0	0	0	0
Grand Total #		2	0	Male #	1	1	0	0	0	0	0	
Grand Total %			0.0	Male %	50.0	50.0	0.0	0.0	0.0	0.0	0.0	
				Female #	1	1	0	0	0	0	0	
				Female%	50.0	50.0	0.0	0.0	0.0	0.0	0.0	

Maricopa County Community College District

Mesa Community College

Workforce Analysis

Snapshot Date: 09/30/2017

Organizational Unit: ITS ERP Development

Job Code	JobTitle	Total		Total								
		EMP	MIN	EMP	W	AA	H	A	NA	PI	2+	
4075	Temp Level 2	3	0	Male	2	2	0	0	0	0	0	0
				Female	1	1	0	0	0	0	0	0
Grand Total #		3	0	Male #	2	2	0	0	0	0	0	0
Grand Total %			0.0	Male %	66.7	66.7	0.0	0.0	0.0	0.0	0.0	0.0
				Female #	1	1	0	0	0	0	0	0
				Female%	33.3	33.3	0.0	0.0	0.0	0.0	0.0	0.0

Maricopa County Community College District

Mesa Community College

Snapshot Date: 09/30/2017

Workforce Analysis

Organizational Unit: ITS ERP Production & Support

Job Code	JobTitle	Total		Total								
		EMP	MIN	EMP	W	AA	H	A	NA	PI	2+	
4075	Temp Level 2	3	2	Male	0	0	0	0	0	0	0	0
				Female	3	1	1	1	0	0	0	0
Grand Total #		3	2	Male #	0	0	0	0	0	0	0	0
Grand Total %			66.7	Male %	0.0	0.0	0.0	0.0	0.0	0.0	0.0	0.0
				Female #	3	1	1	1	0	0	0	0
				Female%	100.0	33.3	33.3	33.3	0.0	0.0	0.0	0.0

Maricopa County Community College District

Mesa Community College

Workforce Analysis

Snapshot Date: 09/30/2017

Organizational Unit: ITS Infrastructure

Job Code	JobTitle	Total		Total								
		EMP	MIN	EMP	W	AA	H	A	NA	PI	2+	
4075	Temp Level 2	2	1	Male	2	1	1	0	0	0	0	0
				Female	0	0	0	0	0	0	0	0
Grand Total #		2	1	Male #	2	1	1	0	0	0	0	
Grand Total %			50.0	Male %	100.0	50.0	50.0	0.0	0.0	0.0	0.0	
				Female #	0	0	0	0	0	0	0	
				Female%	0.0	0.0	0.0	0.0	0.0	0.0	0.0	

Maricopa County Community College District

Mesa Community College

Workforce Analysis

Snapshot Date: 09/30/2017

Organizational Unit: ITS Project Management Office

Job Code	JobTitle	Total		Total								
		EMP	MIN	EMP	W	AA	H	A	NA	PI	2+	
4075	Temp Level 2	2	1	Male	2	1	0	1	0	0	0	0
				Female	0	0	0	0	0	0	0	
Grand Total #		2	1	Male #	2	1	0	1	0	0	0	
Grand Total %			50.0	Male %	100.0	50.0	0.0	50.0	0.0	0.0	0.0	
				Female #	0	0	0	0	0	0	0	
				Female%	0.0	0.0	0.0	0.0	0.0	0.0	0.0	

Maricopa County Community College District

Mesa Community College

Snapshot Date: 09/30/2017

Workforce Analysis

Organizational Unit: ITS-Communication and Govern

Job Code	JobTitle	Total		Total								
		EMP	MIN	EMP	W	AA	H	A	NA	PI	2+	
4075	Temp Level 2	3	0	Male	0	0	0	0	0	0	0	0
				Female	3	3	0	0	0	0	0	0
Grand Total #		3	0	Male #	0	0	0	0	0	0	0	
Grand Total %			0.0	Male %	0.0	0.0	0.0	0.0	0.0	0.0	0.0	
				Female #	3	3	0	0	0	0	0	
				Female%	100.0	100.0	0.0	0.0	0.0	0.0	0.0	

Maricopa County Community College District

Mesa Community College

Workforce Analysis

Snapshot Date: 09/30/2017

Organizational Unit: Language Arts

Job Code	JobTitle	Total		Total								
		EMP	MIN	EMP	W	AA	H	A	NA	PI	2+	
4205	Adjunct Faculty Evening	1	0	Male	0	0	0	0	0	0	0	0
				Female	1	1	0	0	0	0	0	0
Grand Total #		1	0	Male #	0	0	0	0	0	0	0	0
Grand Total %			0.0	Male %	0.0	0.0	0.0	0.0	0.0	0.0	0.0	0.0
				Female #	1	1	0	0	0	0	0	0
				Female%	100.0	100.0	0.0	0.0	0.0	0.0	0.0	0.0

Maricopa County Community College District

Mesa Community College

Workforce Analysis

Snapshot Date: 09/30/2017

Organizational Unit: Law Enforcement

Job Code	JobTitle	Total		Total									
		EMP	MIN	EMP	W	AA	H	A	NA	PI	2+		
4348	Other Paid from Fund 3 Hrly	1	0	Male	1	1	0	0	0	0	0	0	0
				Female	0	0	0	0	0	0	0	0	0
Grand Total #		1	0	Male #	1	1	0	0	0	0	0	0	0
Grand Total %			0.0	Male %	100.0	100.0	0.0	0.0	0.0	0.0	0.0	0.0	0.0
				Female #	0	0	0	0	0	0	0	0	0
				Female%	0.0	0.0	0.0	0.0	0.0	0.0	0.0	0.0	0.0

Maricopa County Community College District

Mesa Community College

Snapshot Date: 09/30/2017

Workforce Analysis

Organizational Unit: Learning Assist Center

Job Code	JobTitle	Total		Total								
		EMP	MIN	EMP	W	AA	H	A	NA	PI	2+	
4075	Temp Level 2	2	0	Male	2	2	0	0	0	0	0	0
				Female	0	0	0	0	0	0	0	0
Grand Total #		2	0	Male #	2	2	0	0	0	0	0	
Grand Total %			0.0	Male %	100.0	100.0	0.0	0.0	0.0	0.0	0.0	
				Female #	0	0	0	0	0	0	0	
				Female%	0.0	0.0	0.0	0.0	0.0	0.0	0.0	

Maricopa County Community College District

Mesa Community College

Workforce Analysis

Snapshot Date: 09/30/2017

Organizational Unit: Learning Center

Job Code	JobTitle	Total		Total								
		EMP	MIN	EMP	W	AA	H	A	NA	PI	2+	
4075	Temp Level 2	3	2	Male	2	0	0	2	0	0	0	0
				Female	1	1	0	0	0	0	0	
Grand Total #		3	2	Male #	2	0	0	2	0	0	0	0
Grand Total %			66.7	Male %	66.7	0.0	0.0	66.7	0.0	0.0	0.0	0.0
				Female #	1	1	0	0	0	0	0	0
				Female%	33.3	33.3	0.0	0.0	0.0	0.0	0.0	0.0

Maricopa County Community College District

Mesa Community College

Snapshot Date: 09/30/2017

Workforce Analysis

Organizational Unit: Learning Enhancement Center

Job Code	JobTitle	Total		Total								
		EMP	MIN	EMP	W	AA	H	A	NA	PI	2+	
1335	Coord Learning Ctr	1	0	Male	1	1	0	0	0	0	0	0
				Female	0	0	0	0	0	0	0	0
4076	Temp Level 3	1	1	Male	1	0	0	1	0	0	0	0
				Female	0	0	0	0	0	0	0	0
6451	Learning Assoc	1	0	Male	1	1	0	0	0	0	0	0
				Female	0	0	0	0	0	0	0	0
Grand Total #		3	1	Male #	3	2	0	1	0	0	0	0
Grand Total %			33.3	Male %	100.0	66.7	0.0	33.3	0.0	0.0	0.0	0.0
				Female #	0	0	0	0	0	0	0	0
				Female%	0.0	0.0	0.0	0.0	0.0	0.0	0.0	0.0

Maricopa County Community College District

Mesa Community College

Workforce Analysis

Snapshot Date: 09/30/2017

Organizational Unit: Legal Services

Job Code	JobTitle	Total		Total								
		EMP	MIN	EMP	W	AA	H	A	NA	PI	2+	
4075	Temp Level 2	1	0	Male	0	0	0	0	0	0	0	0
				Female	1	1	0	0	0	0	0	0
Grand Total #		1	0	Male #	0	0	0	0	0	0	0	0
Grand Total %			0.0	Male %	0.0	0.0	0.0	0.0	0.0	0.0	0.0	0.0
				Female #	1	1	0	0	0	0	0	0
				Female%	100.0	100.0	0.0	0.0	0.0	0.0	0.0	0.0

Maricopa County Community College District

Mesa Community College

Workforce Analysis

Snapshot Date: 09/30/2017

Organizational Unit: Legal Studies

Job Code	JobTitle	Total		Total								
		EMP	MIN	EMP	W	AA	H	A	NA	PI	2+	
4075	Temp Level 2	2	1	Male	2	1	0	1	0	0	0	0
				Female	0	0	0	0	0	0	0	
Grand Total #		2	1	Male #	2	1	0	1	0	0	0	
Grand Total %			50.0	Male %	100.0	50.0	0.0	50.0	0.0	0.0	0.0	
				Female #	0	0	0	0	0	0	0	
				Female%	0.0	0.0	0.0	0.0	0.0	0.0	0.0	

Maricopa County Community College District

Mesa Community College

Snapshot Date: 09/30/2017

Workforce Analysis

Organizational Unit: Library

Job Code	JobTitle	Total		Total								
		EMP	MIN	EMP	W	AA	H	A	NA	PI	2+	
2770	Library Asst II	1	0	Male	1	1	0	0	0	0	0	0
				Female	0	0	0	0	0	0	0	0
2905	Acquisitions Tech	1	0	Male	0	0	0	0	0	0	0	0
				Female	1	1	0	0	0	0	0	0
2933	Supv Library Access Svcs	1	0	Male	0	0	0	0	0	0	0	0
				Female	1	1	0	0	0	0	0	0
4025	Service Fac Hrly Day	2	0	Male	0	0	0	0	0	0	0	0
				Female	2	2	0	0	0	0	0	0
4075	Temp Level 2	1	0	Male	0	0	0	0	0	0	0	0
				Female	1	1	0	0	0	0	0	0
7480	Librarian	7	0	Male	1	1	0	0	0	0	0	0
				Female	6	6	0	0	0	0	0	0
Grand Total #		13	0	Male #	2	2	0	0	0	0	0	0
Grand Total %			0.0	Male %	15.4	15.4	0.0	0.0	0.0	0.0	0.0	0.0
				Female #	11	11	0	0	0	0	0	0
				Female%	84.6	84.6	0.0	0.0	0.0	0.0	0.0	0.0

Maricopa County Community College District

Mesa Community College

Workforce Analysis

Snapshot Date: 09/30/2017

Organizational Unit: Library Public Services

Job Code	JobTitle	Total		Total								
		EMP	MIN	EMP	W	AA	H	A	NA	PI	2+	
2770	Library Asst II	2	2	Male	2	0	0	2	0	0	0	0
				Female	0	0	0	0	0	0	0	
2934	Library Info Tech Spec I	3	1	Male	1	1	0	0	0	0	0	
				Female	2	1	0	0	1	0	0	
4075	Temp Level 2	2	1	Male	1	0	0	0	0	0	1	
				Female	1	1	0	0	0	0	0	
Grand Total #		7	4	Male #	4	1	0	2	0	0	1	
Grand Total %			57.1	Male %	57.1	14.3	0.0	28.6	0.0	0.0	14.3	
				Female #	3	2	0	0	1	0	0	
				Female%	42.9	28.6	0.0	0.0	14.3	0.0	0.0	

Maricopa County Community College District

Mesa Community College

Snapshot Date: 09/30/2017

Workforce Analysis

Organizational Unit: Library Technical Services

Job Code	JobTitle	Total		Total								
		EMP	MIN	EMP	W	AA	H	A	NA	PI	2+	
4075	Temp Level 2	2	1	Male	1	1	0	0	0	0	0	0
				Female	1	0	0	1	0	0	0	0
Grand Total #		2	1	Male #	1	1	0	0	0	0	0	
Grand Total %			50.0	Male %	50.0	50.0	0.0	0.0	0.0	0.0	0.0	
				Female #	1	0	0	1	0	0	0	
				Female%	50.0	0.0	0.0	50.0	0.0	0.0	0.0	

Maricopa County Community College District

Mesa Community College

Snapshot Date: 09/30/2017

Workforce Analysis

Organizational Unit: Library, Learning Ctr&Counsel

Job Code	JobTitle	Total		Total								
		EMP	MIN	EMP	W	AA	H	A	NA	PI	2+	
4027	Service Fac Hrly Evening	3	0	Male	0	0	0	0	0	0	0	0
				Female	3	3	0	0	0	0	0	0
4075	Temp Level 2	3	3	Male	2	0	0	1	1	0	0	0
				Female	1	0	1	0	0	0	0	0
Grand Total #		6	3	Male #	2	0	0	1	1	0	0	0
Grand Total %			50.0	Male %	33.3	0.0	0.0	16.7	16.7	0.0	0.0	0.0
				Female #	4	3	1	0	0	0	0	0
				Female%	66.7	50.0	16.7	0.0	0.0	0.0	0.0	0.0

Maricopa County Community College District

Mesa Community College

Snapshot Date: 09/30/2017

Workforce Analysis

Organizational Unit: Life Science (Biology)

Job Code	JobTitle	Total		Total									
		EMP	MIN	EMP	W	AA	H	A	NA	PI	2+		
1051	Coord Science Lab	1	0	Male	0	0	0	0	0	0	0	0	0
				Female	1	1	0	0	0	0	0	0	0
2730	Admin Secretary III	1	0	Male	0	0	0	0	0	0	0	0	0
				Female	1	1	0	0	0	0	0	0	0
2775	Science Lab Tech	2	0	Male	0	0	0	0	0	0	0	0	0
				Female	2	2	0	0	0	0	0	0	0
4204	Adjunct Faculty Day	6	1	Male	3	3	0	0	0	0	0	0	0
				Female	3	2	1	0	0	0	0	0	0
4205	Adjunct Faculty Evening	5	0	Male	3	3	0	0	0	0	0	0	0
				Female	2	2	0	0	0	0	0	0	0
7090	Biology	19	0	Male	9	9	0	0	0	0	0	0	0
				Female	10	10	0	0	0	0	0	0	0
Grand Total #		34	1	Male #	15	15	0	0	0	0	0	0	0
Grand Total %			2.9	Male %	44.1	44.1	0.0	0.0	0.0	0.0	0.0	0.0	0.0
				Female #	19	18	1	0	0	0	0	0	0
				Female%	55.9	52.9	2.9	0.0	0.0	0.0	0.0	0.0	0.0

Maricopa County Community College District

Mesa Community College

Workforce Analysis

Snapshot Date: 09/30/2017

Organizational Unit: Life Science Lab

Job Code	JobTitle	Total		Total								
		EMP	MIN	EMP	W	AA	H	A	NA	PI	2+	
2775	Science Lab Tech	2	1	Male	1	1	0	0	0	0	0	0
				Female	1	0	0	0	1	0	0	0
Grand Total #		2	1	Male #	1	1	0	0	0	0	0	0
Grand Total %			50.0	Male %	50.0	50.0	0.0	0.0	0.0	0.0	0.0	0.0
				Female #	1	0	0	0	1	0	0	0
				Female%	50.0	0.0	0.0	0.0	50.0	0.0	0.0	0.0

Maricopa County Community College District

Mesa Community College

Snapshot Date: 09/30/2017

Workforce Analysis

Organizational Unit: M&O Grounds/Custodial

Job Code	JobTitle	Total		Total								
		EMP	MIN	EMP	W	AA	H	A	NA	PI	2+	
4895	Custodian I	2	2	Male	0	0	0	0	0	0	0	0
				Female	2	0	0	2	0	0	0	0
4905	Custodian II	1	0	Male	0	0	0	0	0	0	0	0
				Female	1	1	0	0	0	0	0	0
Grand Total #		3	2	Male #	0	0	0	0	0	0	0	0
Grand Total %			66.7	Male %	0.0	0.0	0.0	0.0	0.0	0.0	0.0	0.0
				Female #	3	1	0	2	0	0	0	0
				Female%	100.0	33.3	0.0	66.7	0.0	0.0	0.0	0.0

Maricopa County Community College District

Mesa Community College

Snapshot Date: 09/30/2017

Workforce Analysis

Organizational Unit: M&O Utility

Job Code	JobTitle	Total		Total									
		EMP	MIN	EMP	W	AA	H	A	NA	PI	2+		
4840	Building Maint Tech	1	0	Male	1	1	0	0	0	0	0	0	0
				Female	0	0	0	0	0	0	0	0	0
4915	Utility Worker	1	0	Male	1	1	0	0	0	0	0	0	0
				Female	0	0	0	0	0	0	0	0	0
Grand Total #		2	0	Male #	2	2	0	0	0	0	0	0	
Grand Total %			0.0	Male %	100.0	100.0	0.0	0.0	0.0	0.0	0.0	0.0	
				Female #	0	0	0	0	0	0	0	0	
				Female%	0.0	0.0	0.0	0.0	0.0	0.0	0.0	0.0	

Maricopa County Community College District

Mesa Community College

Workforce Analysis

Snapshot Date: 09/30/2017

Organizational Unit: Maintenance

Job Code	JobTitle	Total		Total									
		EMP	MIN	EMP	W	AA	H	A	NA	PI	2+		
4075	Temp Level 2	2	0	Male	2	2	0	0	0	0	0	0	0
				Female	0	0	0	0	0	0	0	0	0
Grand Total #		2	0	Male #	2	2	0	0	0	0	0	0	
Grand Total %			0.0	Male %	100.0	100.0	0.0	0.0	0.0	0.0	0.0	0.0	
				Female #	0	0	0	0	0	0	0	0	
				Female%	0.0	0.0	0.0	0.0	0.0	0.0	0.0	0.0	

Maricopa County Community College District

Mesa Community College

Workforce Analysis

Snapshot Date: 09/30/2017

Organizational Unit: Maintenance & Operations

Job Code	JobTitle	Total		Total								
		EMP	MIN	EMP	W	AA	H	A	NA	PI	2+	
2320	Facilities Tech	1	0	Male	0	0	0	0	0	0	0	0
				Female	1	1	0	0	0	0	0	0
2970	Office Coord I	1	1	Male	0	0	0	0	0	0	0	0
				Female	1	0	0	1	0	0	0	0
4075	Temp Level 2	2	0	Male	1	1	0	0	0	0	0	0
				Female	1	1	0	0	0	0	0	0
835	Mgr Building Operations	1	0	Male	1	1	0	0	0	0	0	0
				Female	0	0	0	0	0	0	0	0
Grand Total #		5	1	Male #	2	2	0	0	0	0	0	0
Grand Total %			20.0	Male %	40.0	40.0	0.0	0.0	0.0	0.0	0.0	0.0
				Female #	3	2	0	1	0	0	0	0
				Female%	60.0	40.0	0.0	20.0	0.0	0.0	0.0	0.0

Maricopa County Community College District

Mesa Community College

Workforce Analysis

Snapshot Date: 09/30/2017

Organizational Unit: Maintenance Operations

Job Code	JobTitle	Total		Total								
		EMP	MIN	EMP	W	AA	H	A	NA	PI	2+	
4075	Temp Level 2	3	1	Male	2	1	0	1	0	0	0	0
				Female	1	1	0	0	0	0	0	0
Grand Total #		3	1	Male #	2	1	0	1	0	0	0	0
Grand Total %			33.3	Male %	66.7	33.3	0.0	33.3	0.0	0.0	0.0	0.0
				Female #	1	1	0	0	0	0	0	0
				Female%	33.3	33.3	0.0	0.0	0.0	0.0	0.0	0.0

Maricopa County Community College District

Mesa Community College

Workforce Analysis

Snapshot Date: 09/30/2017

Organizational Unit: Marketing & Operations

Job Code	JobTitle	Total		Total								
		EMP	MIN	EMP	W	AA	H	A	NA	PI	2+	
4075	Temp Level 2	5	1	Male	1	1	0	0	0	0	0	0
				Female	4	3	0	1	0	0	0	0
857	Dir Annual Fund	1	0	Male	1	1	0	0	0	0	0	0
				Female	0	0	0	0	0	0	0	0
Grand Total #		6	1	Male #	2	2	0	0	0	0	0	0
Grand Total %			16.7	Male %	33.3	33.3	0.0	0.0	0.0	0.0	0.0	0.0
				Female #	4	3	0	1	0	0	0	0
				Female%	66.7	50.0	0.0	16.7	0.0	0.0	0.0	0.0

Maricopa County Community College District

Mesa Community College

Workforce Analysis

Snapshot Date: 09/30/2017

Organizational Unit: Marketing & Public Relations

Job Code	JobTitle	Total		Total								
		EMP	MIN	EMP	W	AA	H	A	NA	PI	2+	
4075	Temp Level 2	6	2	Male	4	2	1	1	0	0	0	0
				Female	2	2	0	0	0	0	0	0
Grand Total #		6	2	Male #	4	2	1	1	0	0	0	0
Grand Total %			33.3	Male %	66.7	33.3	16.7	16.7	0.0	0.0	0.0	0.0
				Female #	2	2	0	0	0	0	0	0
				Female%	33.3	33.3	0.0	0.0	0.0	0.0	0.0	0.0

Maricopa County Community College District

Mesa Community College

Workforce Analysis

Snapshot Date: 09/30/2017

Organizational Unit: Marketing, Comm & Creative Svc

Job Code	JobTitle	Total		Total								
		EMP	MIN	EMP	W	AA	H	A	NA	PI	2+	
4075	Temp Level 2	6	2	Male	3	2	1	0	0	0	0	0
				Female	3	2	1	0	0	0	0	0
Grand Total #		6	2	Male #	3	2	1	0	0	0	0	0
Grand Total %			33.3	Male %	50.0	33.3	16.7	0.0	0.0	0.0	0.0	0.0
				Female #	3	2	1	0	0	0	0	0
				Female%	50.0	33.3	16.7	0.0	0.0	0.0	0.0	0.0

Maricopa County Community College District

Mesa Community College

Workforce Analysis

Snapshot Date: 09/30/2017

Organizational Unit: Marketing, PR & Sales

Job Code	JobTitle	Total		Total								
		EMP	MIN	EMP	W	AA	H	A	NA	PI	2+	
4075	Temp Level 2	2	0	Male	0	0	0	0	0	0	0	0
				Female	2	2	0	0	0	0	0	0
Grand Total #		2	0	Male #	0	0	0	0	0	0	0	
Grand Total %			0.0	Male %	0.0	0.0	0.0	0.0	0.0	0.0	0.0	
				Female #	2	2	0	0	0	0	0	
				Female%	100.0	100.0	0.0	0.0	0.0	0.0	0.0	

Maricopa County Community College District

Mesa Community College

Workforce Analysis

Snapshot Date: 09/30/2017

Organizational Unit: Marketing-Creative

Job Code	JobTitle	Total		Total								
		EMP	MIN	EMP	W	AA	H	A	NA	PI	2+	
4075	Temp Level 2	6	3	Male	3	2	0	0	1	0	0	0
				Female	3	1	1	1	0	0	0	
Grand Total #		6	3	Male #	3	2	0	0	1	0	0	0
Grand Total %			50.0	Male %	50.0	33.3	0.0	0.0	16.7	0.0	0.0	0.0
				Female #	3	1	1	1	0	0	0	0
				Female%	50.0	16.7	16.7	16.7	0.0	0.0	0.0	0.0

Maricopa County Community College District

Mesa Community College

Workforce Analysis

Snapshot Date: 09/30/2017

Organizational Unit: Math Division

Job Code	JobTitle	Total		Total								
		EMP	MIN	EMP	W	AA	H	A	NA	PI	2+	
1335	Coord Learning Ctr	1	1	Male	1	0	0	1	0	0	0	0
				Female	0	0	0	0	0	0	0	
4205	Adjunct Faculty Evening	2	1	Male	1	0	0	0	1	0	0	0
				Female	1	1	0	0	0	0	0	0
Grand Total #		3	2	Male #	2	0	0	1	1	0	0	0
Grand Total %			66.7	Male %	66.7	0.0	0.0	33.3	33.3	0.0	0.0	0.0
				Female #	1	1	0	0	0	0	0	0
				Female%	33.3	33.3	0.0	0.0	0.0	0.0	0.0	0.0

Maricopa County Community College District

Mesa Community College

Snapshot Date: 09/30/2017

Workforce Analysis

Organizational Unit: Mathematics

Job Code	JobTitle	Total		Total								
		EMP	MIN	EMP	W	AA	H	A	NA	PI	2+	
2730	Admin Secretary III	1	1	Male	0	0	0	0	0	0	0	0
				Female	1	0	0	1	0	0	0	0
2910	Admin Secretary II	1	0	Male	1	1	0	0	0	0	0	0
				Female	0	0	0	0	0	0	0	0
4028	Substitute Pay Day Inst	1	0	Male	1	1	0	0	0	0	0	0
				Female	0	0	0	0	0	0	0	0
4029	Substitute Pay Evening Inst	1	0	Male	1	1	0	0	0	0	0	0
				Female	0	0	0	0	0	0	0	0
4204	Adjunct Faculty Day	9	2	Male	4	2	0	1	0	1	0	0
				Female	5	5	0	0	0	0	0	0
4205	Adjunct Faculty Evening	18	2	Male	14	12	0	1	1	0	0	0
				Female	4	4	0	0	0	0	0	0
7500	Mathematics	35	4	Male	13	10	1	2	0	0	0	0
				Female	22	21	0	0	1	0	0	0
8501	Computer Science	1	0	Male	1	1	0	0	0	0	0	0
				Female	0	0	0	0	0	0	0	0
Grand Total #		67	9	Male #	35	28	1	4	1	1	0	0
Grand Total %			13.4	Male %	52.2	41.8	1.5	6.0	1.5	1.5	0.0	0.0
				Female #	32	30	0	1	1	0	0	0
				Female%	47.8	44.8	0.0	1.5	1.5	0.0	0.0	0.0

Maricopa County Community College District

Mesa Community College

Snapshot Date: 09/30/2017

Workforce Analysis

Organizational Unit: Mechanical Electrical Plumbing

Job Code	JobTitle	Total		Total								
		EMP	MIN	EMP	W	AA	H	A	NA	PI	2+	
4840	Building Maint Tech	1	0	Male	1	1	0	0	0	0	0	0
				Female	0	0	0	0	0	0	0	0
Grand Total #		1	0	Male #	1	1	0	0	0	0	0	0
Grand Total %			0.0	Male %	100.0	100.0	0.0	0.0	0.0	0.0	0.0	0.0
				Female #	0	0	0	0	0	0	0	0
				Female%	0.0	0.0	0.0	0.0	0.0	0.0	0.0	0.0

Maricopa County Community College District

Mesa Community College

Snapshot Date: 09/30/2017

Workforce Analysis

Organizational Unit: Media Services

Job Code	JobTitle	Total		Total									
		EMP	MIN	EMP	W	AA	H	A	NA	PI	2+		
2300	Audiovisual Maint Tech Photo	1	0	Male	1	1	0	0	0	0	0	0	0
				Female	0	0	0	0	0	0	0	0	0
2525	Audiovisual Tech	1	0	Male	1	1	0	0	0	0	0	0	0
				Female	0	0	0	0	0	0	0	0	0
Grand Total #		2	0	Male #	2	2	0	0	0	0	0	0	
Grand Total %			0.0	Male %	100.0	100.0	0.0	0.0	0.0	0.0	0.0	0.0	
				Female #	0	0	0	0	0	0	0	0	
				Female%	0.0	0.0	0.0	0.0	0.0	0.0	0.0	0.0	

Maricopa County Community College District

Mesa Community College

Workforce Analysis

Snapshot Date: 09/30/2017

Organizational Unit: Mth, Sci, Engin, & Counseling

Job Code	JobTitle	Total		Total								
		EMP	MIN	EMP	W	AA	H	A	NA	PI	2+	
4036	Student Lrning Facilitator I	15	4	Male	11	8	1	1	1	0	0	0
				Female	4	3	0	1	0	0	0	0
Grand Total #		15	4	Male #	11	8	1	1	1	0	0	0
Grand Total %			26.7	Male %	73.3	53.3	6.7	6.7	6.7	0.0	0.0	0.0
				Female #	4	3	0	1	0	0	0	0
				Female%	26.7	20.0	0.0	6.7	0.0	0.0	0.0	0.0

Maricopa County Community College District

Mesa Community College

Snapshot Date: 09/30/2017

Workforce Analysis

Organizational Unit: Music

Job Code	JobTitle	Total		Total								
		EMP	MIN	EMP	W	AA	H	A	NA	PI	2+	
4018	Music Instruction Hrly	7	2	Male	2	0	0	2	0	0	0	0
				Female	5	5	0	0	0	0	0	
Grand Total #		7	2	Male #	2	0	0	2	0	0	0	
Grand Total %			28.6	Male %	28.6	0.0	0.0	28.6	0.0	0.0	0.0	
				Female #	5	5	0	0	0	0	0	
				Female%	71.4	71.4	0.0	0.0	0.0	0.0	0.0	

Maricopa County Community College District

Mesa Community College

Snapshot Date: 09/30/2017

Workforce Analysis

Organizational Unit: Music-Performing Arts Center

Job Code	JobTitle	Total		Total								
		EMP	MIN	EMP	W	AA	H	A	NA	PI	2+	
2311	Coord Fine Arts Instruc Tech	1	0	Male	1	1	0	0	0	0	0	0
				Female	0	0	0	0	0	0	0	0
2730	Admin Secretary III	1	1	Male	0	0	0	0	0	0	0	0
				Female	1	0	0	1	0	0	0	0
4018	Music Instruction Hrly	1	0	Male	1	1	0	0	0	0	0	0
				Female	0	0	0	0	0	0	0	0
4029	Substitute Pay Evening Inst	1	0	Male	1	1	0	0	0	0	0	0
				Female	0	0	0	0	0	0	0	0
4050	Accompanist	8	1	Male	2	1	0	0	0	1	0	0
				Female	6	6	0	0	0	0	0	0
4204	Adjunct Faculty Day	19	1	Male	14	14	0	0	0	0	0	0
				Female	5	4	0	0	1	0	0	0
4205	Adjunct Faculty Evening	8	0	Male	5	5	0	0	0	0	0	0
				Female	3	3	0	0	0	0	0	0
7170	Choral	1	0	Male	0	0	0	0	0	0	0	0
				Female	1	1	0	0	0	0	0	0
7550	Music	8	1	Male	4	4	0	0	0	0	0	0
				Female	4	3	0	0	1	0	0	0
7552	Music Audio Production Tech	1	0	Male	1	1	0	0	0	0	0	0
				Female	0	0	0	0	0	0	0	0
8129	Music Band	1	0	Male	1	1	0	0	0	0	0	0
				Female	0	0	0	0	0	0	0	0
8134	Music Studio Recording	1	0	Male	1	1	0	0	0	0	0	0
				Female	0	0	0	0	0	0	0	0

Maricopa County Community College District

Mesa Community College

Snapshot Date: 09/30/2017

Workforce Analysis

Organizational Unit: Music-Performing Arts Center

Job Code	JobTitle	Total		Total								
		EMP	MIN	EMP	W	AA	H	A	NA	PI	2+	
	Grand Total #	51	4	Male #	31	30	0	0	0	1	0	0
	Grand Total %		7.8	Male %	60.8	58.8	0.0	0.0	0.0	2.0	0.0	0.0
				Female #	20	17	0	1	2	0	0	0
				Female%	39.2	33.3	0.0	2.0	3.9	0.0	0.0	0.0

Maricopa County Community College District

Mesa Community College

Workforce Analysis

Snapshot Date: 09/30/2017

Organizational Unit: My Career, Library & CTL

Job Code	JobTitle	Total		Total									
		EMP	MIN	EMP	W	AA	H	A	NA	PI	2+		
1325	Coord Human Resources Svcs	1	0	Male	1	1	0	0	0	0	0	0	0
				Female	0	0	0	0	0	0	0	0	0
4204	Adjunct Faculty Day	1	0	Male	1	1	0	0	0	0	0	0	
				Female	0	0	0	0	0	0	0	0	
4205	Adjunct Faculty Evening	1	0	Male	1	1	0	0	0	0	0	0	
				Female	0	0	0	0	0	0	0	0	
Grand Total #		3	0	Male #	3	3	0	0	0	0	0	0	
Grand Total %			0.0	Male %	100.0	100.0	0.0	0.0	0.0	0.0	0.0	0.0	
				Female #	0	0	0	0	0	0	0	0	
				Female%	0.0	0.0	0.0	0.0	0.0	0.0	0.0	0.0	

Maricopa County Community College District

Mesa Community College

Workforce Analysis

Snapshot Date: 09/30/2017

Organizational Unit: National Chair Academy

Job Code	JobTitle	Total		Total									
		EMP	MIN	EMP	W	AA	H	A	NA	PI	2+		
9928	Exec Dir Natl CC Chair Acd	1	0	Male	0	0	0	0	0	0	0	0	0
				Female	1	1	0	0	0	0	0	0	0
		Grand Total #	1	Male #	0	0	0	0	0	0	0	0	0
		Grand Total %		Male %	0.0	0.0	0.0	0.0	0.0	0.0	0.0	0.0	0.0
				Female #	1	1	0	0	0	0	0	0	0
				Female%	100.0	100.0	0.0	0.0	0.0	0.0	0.0	0.0	0.0

Maricopa County Community College District

Mesa Community College

Workforce Analysis

Snapshot Date: 09/30/2017

Organizational Unit: National Chair Academy Staff

Job Code	JobTitle	Total		Total								
		EMP	MIN	EMP	W	AA	H	A	NA	PI	2+	
2305	Admin Asst I	1	1	Male	0	0	0	0	0	0	0	0
				Female	1	0	0	1	0	0	0	0
2335	Office Coord III	1	0	Male	1	1	0	0	0	0	0	0
				Female	0	0	0	0	0	0	0	0
Grand Total #		2	1	Male #	1	1	0	0	0	0	0	0
Grand Total %			50.0	Male %	50.0	50.0	0.0	0.0	0.0	0.0	0.0	0.0
				Female #	1	0	0	1	0	0	0	0
				Female%	50.0	0.0	0.0	50.0	0.0	0.0	0.0	0.0

Maricopa County Community College District

Mesa Community College

Workforce Analysis

Snapshot Date: 09/30/2017

Organizational Unit: Network Academy

Job Code	JobTitle	Total		Total								
		EMP	MIN	EMP	W	AA	H	A	NA	PI	2+	
2730	Admin Secretary III	1	0	Male	0	0	0	0	0	0	0	0
				Female	1	1	0	0	0	0	0	0
7205	Computer Information Systems	5	0	Male	5	5	0	0	0	0	0	0
				Female	0	0	0	0	0	0	0	0
Grand Total #		6	0	Male #	5	5	0	0	0	0	0	0
Grand Total %			0.0	Male %	83.3	83.3	0.0	0.0	0.0	0.0	0.0	0.0
				Female #	1	1	0	0	0	0	0	0
				Female%	16.7	16.7	0.0	0.0	0.0	0.0	0.0	0.0

Maricopa County Community College District

Mesa Community College

Workforce Analysis

Snapshot Date: 09/30/2017

Organizational Unit: Network Services

Job Code	JobTitle	Total		Total								
		EMP	MIN	EMP	W	AA	H	A	NA	PI	2+	
1103	Network Admin	1	0	Male	1	1	0	0	0	0	0	0
				Female	0	0	0	0	0	0	0	0
Grand Total #		1	0	Male #	1	1	0	0	0	0	0	0
Grand Total %			0.0	Male %	100.0	100.0	0.0	0.0	0.0	0.0	0.0	0.0
				Female #	0	0	0	0	0	0	0	0
				Female%	0.0	0.0	0.0	0.0	0.0	0.0	0.0	0.0

Maricopa County Community College District

Mesa Community College

Snapshot Date: 09/30/2017

Workforce Analysis

Organizational Unit: Nursing

Job Code	JobTitle	Total		Total									
		EMP	MIN	EMP	W	AA	H	A	NA	PI	2+		
1458	Coord Student Svcs	1	0	Male	0	0	0	0	0	0	0	0	0
				Female	1	1	0	0	0	0	0	0	0
2730	Admin Secretary III	1	1	Male	1	0	0	1	0	0	0	0	0
				Female	0	0	0	0	0	0	0	0	0
4091	Nursing Clinical Instructor	1	0	Male	0	0	0	0	0	0	0	0	0
				Female	1	1	0	0	0	0	0	0	0
4204	Adjunct Faculty Day	3	0	Male	0	0	0	0	0	0	0	0	0
				Female	3	3	0	0	0	0	0	0	0
7386	Clinical Nursing	9	1	Male	3	3	0	0	0	0	0	0	0
				Female	6	5	1	0	0	0	0	0	0
7560	Nursing	9	2	Male	2	1	1	0	0	0	0	0	0
				Female	7	6	0	1	0	0	0	0	0
Grand Total #		24	4	Male #	6	4	1	1	0	0	0	0	
Grand Total %			16.7	Male %	25.0	16.7	4.2	4.2	0.0	0.0	0.0	0.0	
				Female #	18	16	1	1	0	0	0	0	
				Female%	75.0	66.7	4.2	4.2	0.0	0.0	0.0	0.0	

Maricopa County Community College District

Mesa Community College

Workforce Analysis

Snapshot Date: 09/30/2017

Organizational Unit: Nursing & Allied Health

Job Code	JobTitle	Total		Total								
		EMP	MIN	EMP	W	AA	H	A	NA	PI	2+	
7560	Nursing	1	0	Male	1	1	0	0	0	0	0	0
				Female	0	0	0	0	0	0	0	0
Grand Total #		1	0	Male #	1	1	0	0	0	0	0	0
Grand Total %			0.0	Male %	100.0	100.0	0.0	0.0	0.0	0.0	0.0	0.0
				Female #	0	0	0	0	0	0	0	0
				Female%	0.0	0.0	0.0	0.0	0.0	0.0	0.0	0.0

Maricopa County Community College District

Mesa Community College

Workforce Analysis

Snapshot Date: 09/30/2017

Organizational Unit: Nursing and Health Science

Job Code	JobTitle	Total		Total								
		EMP	MIN	EMP	W	AA	H	A	NA	PI	2+	
4105	EMT Lab Tutor EMT Cert	1	0	Male	1	1	0	0	0	0	0	0
				Female	0	0	0	0	0	0	0	0
4108	Fire Recruit Instructor	1	0	Male	1	1	0	0	0	0	0	0
				Female	0	0	0	0	0	0	0	0
4204	Adjunct Faculty Day	1	0	Male	0	0	0	0	0	0	0	0
				Female	1	1	0	0	0	0	0	0
Grand Total #		3	0	Male #	2	2	0	0	0	0	0	0
Grand Total %			0.0	Male %	66.7	66.7	0.0	0.0	0.0	0.0	0.0	0.0
				Female #	1	1	0	0	0	0	0	0
				Female%	33.3	33.3	0.0	0.0	0.0	0.0	0.0	0.0

Maricopa County Community College District

Mesa Community College

Snapshot Date: 09/30/2017

Workforce Analysis

Organizational Unit: Nursing Continuing Education

Job Code	JobTitle	Total		Total								
		EMP	MIN	EMP	W	AA	H	A	NA	PI	2+	
7560	Nursing	1	0	Male	0	0	0	0	0	0	0	0
				Female	1	1	0	0	0	0	0	0
Grand Total #		1	0	Male #	0	0	0	0	0	0	0	0
Grand Total %			0.0	Male %	0.0	0.0	0.0	0.0	0.0	0.0	0.0	0.0
				Female #	1	1	0	0	0	0	0	0
				Female%	100.0	100.0	0.0	0.0	0.0	0.0	0.0	0.0

Maricopa County Community College District

Mesa Community College

Workforce Analysis

Snapshot Date: 09/30/2017

Organizational Unit: Nutrition

Job Code	JobTitle	Total		Total								
		EMP	MIN	EMP	W	AA	H	A	NA	PI	2+	
2774	Sci Instruct Tech Lab Tech	1	1	Male	0	0	0	0	0	0	0	0
				Female	1	0	0	1	0	0	0	0
Grand Total #		1	1	Male #	0	0	0	0	0	0	0	0
Grand Total %			100.0	Male %	0.0	0.0	0.0	0.0	0.0	0.0	0.0	0.0
				Female #	1	0	0	1	0	0	0	0
				Female%	100.0	0.0	0.0	100.0	0.0	0.0	0.0	0.0

Maricopa County Community College District

Mesa Community College

Snapshot Date: 09/30/2017

Workforce Analysis

Organizational Unit: Office of Assoc Dean Stu Svcs

Job Code	JobTitle	Total		Total								
		EMP	MIN	EMP	W	AA	H	A	NA	PI	2+	
163	Outreach Spec K12	1	1	Male	1	0	0	1	0	0	0	0
				Female	0	0	0	0	0	0	0	
953	Supv Admissions Recruitment	1	1	Male	1	0	1	0	0	0	0	0
				Female	0	0	0	0	0	0	0	
Grand Total #		2	2	Male #	2	0	1	1	0	0	0	0
Grand Total %			100.0	Male %	100.0	0.0	50.0	50.0	0.0	0.0	0.0	0.0
				Female #	0	0	0	0	0	0	0	0
				Female%	0.0	0.0	0.0	0.0	0.0	0.0	0.0	0.0

Maricopa County Community College District

Mesa Community College

Snapshot Date: 09/30/2017

Workforce Analysis

Organizational Unit: Office of Dean Art/Hum/Soc Sci

Job Code	JobTitle	Total		Total									
		EMP	MIN	EMP	W	AA	H	A	NA	PI	2+		
6381	English Composition	1	0	Male	1	1	0	0	0	0	0	0	0
				Female	0	0	0	0	0	0	0	0	0
7030	Anthropology	1	0	Male	0	0	0	0	0	0	0	0	0
				Female	1	1	0	0	0	0	0	0	0
7040	Art	1	0	Male	0	0	0	0	0	0	0	0	0
				Female	1	1	0	0	0	0	0	0	0
7200	Counselor	1	0	Male	0	0	0	0	0	0	0	0	0
				Female	1	1	0	0	0	0	0	0	0
7400	History	1	0	Male	1	1	0	0	0	0	0	0	0
				Female	0	0	0	0	0	0	0	0	0
8000	Philosophy	1	0	Male	0	0	0	0	0	0	0	0	0
				Female	1	1	0	0	0	0	0	0	0
8140	Psychology	1	0	Male	1	1	0	0	0	0	0	0	0
				Female	0	0	0	0	0	0	0	0	0
8189	Child Family Studies	1	1	Male	0	0	0	0	0	0	0	0	0
				Female	1	0	0	0	1	0	0	0	0
8200	Spanish	1	0	Male	1	1	0	0	0	0	0	0	0
				Female	0	0	0	0	0	0	0	0	0
8205	Speech Communication	1	0	Male	0	0	0	0	0	0	0	0	0
				Female	1	1	0	0	0	0	0	0	0
Grand Total #		10	1	Male #	4	4	0	0	0	0	0	0	
Grand Total %			10.0	Male %	40.0	40.0	0.0	0.0	0.0	0.0	0.0	0.0	
				Female #	6	5	0	0	1	0	0	0	
				Female%	60.0	50.0	0.0	0.0	10.0	0.0	0.0	0.0	

Maricopa County Community College District

Mesa Community College

Workforce Analysis

Snapshot Date: 09/30/2017

Organizational Unit: Office of Dean Career/Tech Pro

Job Code	JobTitle	Total		Total								
		EMP	MIN	EMP	W	AA	H	A	NA	PI	2+	
7000	Admin of Justice	1	0	Male	1	1	0	0	0	0	0	0
				Female	0	0	0	0	0	0	0	0
7070	Automotives	1	0	Male	1	1	0	0	0	0	0	0
				Female	0	0	0	0	0	0	0	0
7271	CIS BPC	1	0	Male	0	0	0	0	0	0	0	0
				Female	1	1	0	0	0	0	0	0
7310	Emergency Medical Tech	1	0	Male	0	0	0	0	0	0	0	0
				Female	1	1	0	0	0	0	0	0
Grand Total #		4	0	Male #	2	2	0	0	0	0	0	0
Grand Total %			0.0	Male %	50.0	50.0	0.0	0.0	0.0	0.0	0.0	0.0
				Female #	2	2	0	0	0	0	0	0
				Female%	50.0	50.0	0.0	0.0	0.0	0.0	0.0	0.0

Maricopa County Community College District

Mesa Community College

Workforce Analysis

Snapshot Date: 09/30/2017

Organizational Unit: Office of Dean Enrollment Svcs

Job Code	JobTitle	Total		Total								
		EMP	MIN	EMP	W	AA	H	A	NA	PI	2+	
229	Dir Enrollment Svcs	1	0	Male	1	1	0	0	0	0	0	0
				Female	0	0	0	0	0	0	0	0
2565	Exec Secretary I	1	1	Male	0	0	0	0	0	0	0	0
				Female	1	0	0	1	0	0	0	0
511	Dir Testing Svcs	1	0	Male	0	0	0	0	0	0	0	0
				Female	1	1	0	0	0	0	0	0
590	Dir Financial Aid	1	1	Male	0	0	0	0	0	0	0	0
				Female	1	0	0	1	0	0	0	0
791	Dir Advisement Svcs	1	0	Male	0	0	0	0	0	0	0	0
				Female	1	1	0	0	0	0	0	0
802	Dir Instr Suppt Svcs Std Devel	1	0	Male	1	1	0	0	0	0	0	0
				Female	0	0	0	0	0	0	0	0
Grand Total #		6	2	Male #	2	2	0	0	0	0	0	0
Grand Total %			33.3	Male %	33.3	33.3	0.0	0.0	0.0	0.0	0.0	0.0
				Female #	4	2	0	2	0	0	0	0
				Female%	66.7	33.3	0.0	33.3	0.0	0.0	0.0	0.0

Maricopa County Community College District

Mesa Community College

Snapshot Date: 09/30/2017

Workforce Analysis

Organizational Unit: Office of Dean Math/Science/PE

Job Code	JobTitle	Total		Total								
		EMP	MIN	EMP	W	AA	H	A	NA	PI	2+	
230	Dir College Student Educ Svcs	1	0	Male	0	0	0	0	0	0	0	0
				Female	1	1	0	0	0	0	0	0
2305	Admin Asst I	1	0	Male	0	0	0	0	0	0	0	0
				Female	1	1	0	0	0	0	0	0
2730	Admin Secretary III	1	0	Male	0	0	0	0	0	0	0	0
				Female	1	1	0	0	0	0	0	0
7090	Biology	1	0	Male	1	1	0	0	0	0	0	0
				Female	0	0	0	0	0	0	0	0
7130	Chemistry	1	0	Male	1	1	0	0	0	0	0	0
				Female	0	0	0	0	0	0	0	0
7500	Mathematics	1	0	Male	0	0	0	0	0	0	0	0
				Female	1	1	0	0	0	0	0	0
7600	Physical Education	1	0	Male	1	1	0	0	0	0	0	0
				Female	0	0	0	0	0	0	0	0
856	Coord College Curriculum	1	0	Male	0	0	0	0	0	0	0	0
				Female	1	1	0	0	0	0	0	0
Grand Total #		8	0	Male #	3	3	0	0	0	0	0	0
Grand Total %			0.0	Male %	37.5	37.5	0.0	0.0	0.0	0.0	0.0	0.0
				Female #	5	5	0	0	0	0	0	0
				Female%	62.5	62.5	0.0	0.0	0.0	0.0	0.0	0.0

Maricopa County Community College District

Mesa Community College

Snapshot Date: 09/30/2017

Workforce Analysis

Organizational Unit: Office of Dean Retention & Spt

Job Code	JobTitle	Total		Total								
		EMP	MIN	EMP	W	AA	H	A	NA	PI	2+	
1146	Coord Student Success Programs	1	0	Male	0	0	0	0	0	0	0	0
				Female	1	1	0	0	0	0	0	0
230	Dir College Student Educ Svcs	1	0	Male	1	1	0	0	0	0	0	0
				Female	0	0	0	0	0	0	0	0
2305	Admin Asst I	1	1	Male	0	0	0	0	0	0	0	0
				Female	1	0	0	0	0	1	0	0
675	Coord American Indian Program	1	1	Male	1	0	0	0	0	1	0	0
				Female	0	0	0	0	0	0	0	0
9603	Trio Prog Dir	1	1	Male	0	0	0	0	0	0	0	0
				Female	1	0	0	1	0	0	0	0
Grand Total #		5	3	Male #	2	1	0	0	0	1	0	0
Grand Total %			60.0	Male %	40.0	20.0	0.0	0.0	0.0	20.0	0.0	0.0
				Female #	3	1	0	1	0	1	0	0
				Female%	60.0	20.0	0.0	20.0	0.0	20.0	0.0	0.0

Maricopa County Community College District

Mesa Community College

Workforce Analysis

Snapshot Date: 09/30/2017

Organizational Unit: Office of Institutional Effect

Job Code	JobTitle	Total		Total								
		EMP	MIN	EMP	W	AA	H	A	NA	PI	2+	
472	Coord Strategic Systems	1	1	Male	0	0	0	0	0	0	0	0
				Female	1	0	1	0	0	0	0	0
661	Dir Research	1	0	Male	1	1	0	0	0	0	0	0
				Female	0	0	0	0	0	0	0	0
834	Coord Grants	1	1	Male	1	0	0	0	1	0	0	0
				Female	0	0	0	0	0	0	0	0
895	Coord Institutional Effectiven	1	1	Male	0	0	0	0	0	0	0	0
				Female	1	0	0	0	1	0	0	0
Grand Total #		4	3	Male #	2	1	0	0	1	0	0	0
Grand Total %			75.0	Male %	50.0	25.0	0.0	0.0	25.0	0.0	0.0	0.0
				Female #	2	0	1	0	1	0	0	0
				Female%	50.0	0.0	25.0	0.0	25.0	0.0	0.0	0.0

Maricopa County Community College District

Mesa Community College

Snapshot Date: 09/30/2017

Workforce Analysis

Organizational Unit: Office of Provost RM

Job Code	JobTitle	Total		Total								
		EMP	MIN	EMP	W	AA	H	A	NA	PI	2+	
2305	Admin Asst I	1	0	Male	0	0	0	0	0	0	0	0
				Female	1	1	0	0	0	0	0	0
7200	Counselor	1	1	Male	0	0	0	0	0	0	0	0
				Female	1	0	1	0	0	0	0	0
Grand Total #		2	1	Male #	0	0	0	0	0	0	0	0
Grand Total %			50.0	Male %	0.0	0.0	0.0	0.0	0.0	0.0	0.0	0.0
				Female #	2	1	1	0	0	0	0	0
				Female%	100.0	50.0	50.0	0.0	0.0	0.0	0.0	0.0

Maricopa County Community College District

Mesa Community College

Snapshot Date: 09/30/2017

Workforce Analysis

Organizational Unit: Office of Student Life

Job Code	JobTitle	Total		Total									
		EMP	MIN	EMP	W	AA	H	A	NA	PI	2+		
1458	Coord Student Svcs	1	0	Male	0	0	0	0	0	0	0	0	0
				Female	1	1	0	0	0	0	0	0	0
2590	Program Advisor	1	0	Male	0	0	0	0	0	0	0	0	0
				Female	1	1	0	0	0	0	0	0	0
Grand Total #		2	0	Male #	0	0	0	0	0	0	0	0	
Grand Total %			0.0	Male %	0.0	0.0	0.0	0.0	0.0	0.0	0.0	0.0	
				Female #	2	2	0	0	0	0	0	0	
				Female%	100.0	100.0	0.0	0.0	0.0	0.0	0.0	0.0	

Maricopa County Community College District

Mesa Community College

Workforce Analysis

Snapshot Date: 09/30/2017

Organizational Unit: Office of the Chancellor

Job Code	JobTitle	Total		Total								
		EMP	MIN	EMP	W	AA	H	A	NA	PI	2+	
50	College President	1	0	Male	1	1	0	0	0	0	0	0
				Female	0	0	0	0	0	0	0	0
Grand Total #		1	0	Male #	1	1	0	0	0	0	0	
Grand Total %			0.0	Male %	100.0	100.0	0.0	0.0	0.0	0.0	0.0	
				Female #	0	0	0	0	0	0	0	
				Female%	0.0	0.0	0.0	0.0	0.0	0.0	0.0	

Maricopa County Community College District

Mesa Community College

Workforce Analysis

Snapshot Date: 09/30/2017

Organizational Unit: Office of the President MCC

Job Code	JobTitle	Total		Total								
		EMP	MIN	EMP	W	AA	H	A	NA	PI	2+	
100	VP Academic Affairs	1	1	Male	1	0	1	0	0	0	0	0
				Female	0	0	0	0	0	0	0	
130	VP Admin Svcs	1	0	Male	1	1	0	0	0	0	0	
				Female	0	0	0	0	0	0	0	
179	Dir Inst Advance Entrep Prog	2	1	Male	1	1	0	0	0	0	0	
				Female	1	0	0	1	0	0	0	
2306	Admin Asst to College Pres	1	1	Male	0	0	0	0	0	0	0	
				Female	1	0	0	0	1	0	0	
403	Dean	1	0	Male	1	1	0	0	0	0	0	
				Female	0	0	0	0	0	0	0	
Grand Total #		6	3	Male #	4	3	1	0	0	0	0	
Grand Total %			50.0	Male %	66.7	50.0	16.7	0.0	0.0	0.0	0.0	
				Female #	2	0	0	1	1	0	0	
				Female%	33.3	0.0	0.0	16.7	16.7	0.0	0.0	

Maricopa County Community College District

Mesa Community College

Snapshot Date: 09/30/2017

Workforce Analysis

Organizational Unit: Office of VP Academic Affairs

Job Code	JobTitle	Total		Total								
		EMP	MIN	EMP	W	AA	H	A	NA	PI	2+	
2305	Admin Asst I	1	1	Male	0	0	0	0	0	0	0	0
				Female	1	0	0	1	0	0	0	0
403	Dean	4	1	Male	2	2	0	0	0	0	0	0
				Female	2	1	0	1	0	0	0	0
455	Exec Asst	1	1	Male	0	0	0	0	0	0	0	0
				Female	1	0	1	0	0	0	0	0
572	Dir Instr Design Tech	1	0	Male	0	0	0	0	0	0	0	0
				Female	1	1	0	0	0	0	0	0
7430	Interior Design	1	0	Male	0	0	0	0	0	0	0	0
				Female	1	1	0	0	0	0	0	0
7480	Librarian	1	0	Male	0	0	0	0	0	0	0	0
				Female	1	1	0	0	0	0	0	0
8041	Educational Support	2	0	Male	1	1	0	0	0	0	0	0
				Female	1	1	0	0	0	0	0	0
Grand Total #		11	3	Male #	3	3	0	0	0	0	0	0
Grand Total %			27.3	Male %	27.3	27.3	0.0	0.0	0.0	0.0	0.0	0.0
				Female #	8	5	1	2	0	0	0	0
				Female%	72.7	45.5	9.1	18.2	0.0	0.0	0.0	0.0

Maricopa County Community College District

Mesa Community College

Workforce Analysis

Snapshot Date: 09/30/2017

Organizational Unit: Office of VP Admin Services

Job Code	JobTitle	Total		Total								
		EMP	MIN	EMP	W	AA	H	A	NA	PI	2+	
166	Sr Mgr Human Resources	1	0	Male	1	1	0	0	0	0	0	0
				Female	0	0	0	0	0	0	0	0
2305	Admin Asst I	1	1	Male	0	0	0	0	0	0	0	0
				Female	1	0	0	1	0	0	0	0
465	Dir Coll Facilities Plan Dev	1	0	Male	1	1	0	0	0	0	0	0
				Female	0	0	0	0	0	0	0	0
601	Mgr College Cashier Svcs	1	1	Male	0	0	0	0	0	0	0	0
				Female	1	0	1	0	0	0	0	0
Grand Total #		4	2	Male #	2	2	0	0	0	0	0	0
Grand Total %			50.0	Male %	50.0	50.0	0.0	0.0	0.0	0.0	0.0	0.0
				Female #	2	0	1	1	0	0	0	0
				Female%	50.0	0.0	25.0	25.0	0.0	0.0	0.0	0.0

Maricopa County Community College District

Mesa Community College

Snapshot Date: 09/30/2017

Workforce Analysis

Organizational Unit: Office of VP Info Technology

Job Code	JobTitle	Total		Total								
		EMP	MIN	EMP	W	AA	H	A	NA	PI	2+	
1295	Coord IT Records Information	1	1	Male	0	0	0	0	0	0	0	0
				Female	1	0	0	1	0	0	0	0
2631	Enterprise Applic Designer	1	0	Male	1	1	0	0	0	0	0	0
				Female	0	0	0	0	0	0	0	0
470	Asst Dir Strategic Info Tech	1	1	Male	1	0	1	0	0	0	0	0
				Female	0	0	0	0	0	0	0	0
472	Coord Strategic Systems	1	0	Male	0	0	0	0	0	0	0	0
				Female	1	1	0	0	0	0	0	0
825	Sr Network Admin	1	0	Male	1	1	0	0	0	0	0	0
				Female	0	0	0	0	0	0	0	0
Grand Total #		5	2	Male #	3	2	1	0	0	0	0	0
Grand Total %			40.0	Male %	60.0	40.0	20.0	0.0	0.0	0.0	0.0	0.0
				Female #	2	1	0	1	0	0	0	0
				Female%	40.0	20.0	0.0	20.0	0.0	0.0	0.0	0.0

Maricopa County Community College District

Mesa Community College

Snapshot Date: 09/30/2017

Workforce Analysis

Organizational Unit: Office of VP Student Affairs

Job Code	JobTitle	Total		Total								
		EMP	MIN	EMP	W	AA	H	A	NA	PI	2+	
1457	Student Svcs Spec	1	1	Male	0	0	0	0	0	0	0	0
				Female	1	0	1	0	0	0	0	0
2360	Coord Child Care Ctr	1	0	Male	0	0	0	0	0	0	0	0
				Female	1	1	0	0	0	0	0	0
403	Dean	1	1	Male	0	0	0	0	0	0	0	0
				Female	1	0	0	1	0	0	0	0
445	Assoc Dean	1	0	Male	0	0	0	0	0	0	0	0
				Female	1	1	0	0	0	0	0	0
731	Dir Athletics	1	0	Male	1	1	0	0	0	0	0	0
				Female	0	0	0	0	0	0	0	0
9668	Dir Intl Educ Prog	1	0	Male	0	0	0	0	0	0	0	0
				Female	1	1	0	0	0	0	0	0
Grand Total #		6	2	Male #	1	1	0	0	0	0	0	0
Grand Total %			33.3	Male %	16.7	16.7	0.0	0.0	0.0	0.0	0.0	0.0
				Female #	5	3	1	1	0	0	0	0
				Female%	83.3	50.0	16.7	16.7	0.0	0.0	0.0	0.0

Maricopa County Community College District

Mesa Community College

Snapshot Date: 09/30/2017

Workforce Analysis

Organizational Unit: One Stop Student Success

Job Code	JobTitle	Total		Total								
		EMP	MIN	EMP	W	AA	H	A	NA	PI	2+	
2590	Program Advisor	1	1	Male	1	0	1	0	0	0	0	0
				Female	0	0	0	0	0	0	0	0
Grand Total #		1	1	Male #	1	0	1	0	0	0	0	0
Grand Total %			100.0	Male %	100.0	0.0	100.0	0.0	0.0	0.0	0.0	0.0
				Female #	0	0	0	0	0	0	0	0
				Female%	0.0	0.0	0.0	0.0	0.0	0.0	0.0	0.0

Maricopa County Community College District

Mesa Community College

Workforce Analysis

Snapshot Date: 09/30/2017

Organizational Unit: Performing Arts

Job Code	JobTitle	Total		Total								
		EMP	MIN	EMP	W	AA	H	A	NA	PI	2+	
4205	Adjunct Faculty Evening	1	0	Male	1	1	0	0	0	0	0	0
				Female	0	0	0	0	0	0	0	0
Grand Total #		1	0	Male #	1	1	0	0	0	0	0	0
Grand Total %			0.0	Male %	100.0	100.0	0.0	0.0	0.0	0.0	0.0	0.0
				Female #	0	0	0	0	0	0	0	0
				Female%	0.0	0.0	0.0	0.0	0.0	0.0	0.0	0.0

Maricopa County Community College District

Mesa Community College

Workforce Analysis

Snapshot Date: 09/30/2017

Organizational Unit: Philosophy & Relig Studies

Job Code	JobTitle	Total		Total									
		EMP	MIN	EMP	W	AA	H	A	NA	PI	2+		
2730	Admin Secretary III	1	1	Male	0	0	0	0	0	0	0	0	0
				Female	1	0	1	0	0	0	0	0	0
4028	Substitute Pay Day Inst	1	1	Male	1	0	0	1	0	0	0	0	0
				Female	0	0	0	0	0	0	0	0	0
4204	Adjunct Faculty Day	1	0	Male	1	1	0	0	0	0	0	0	0
				Female	0	0	0	0	0	0	0	0	0
8000	Philosophy	3	0	Male	2	2	0	0	0	0	0	0	0
				Female	1	1	0	0	0	0	0	0	0
8363	Religious Studies	4	1	Male	3	2	1	0	0	0	0	0	0
				Female	1	1	0	0	0	0	0	0	0
Grand Total #		10	3	Male #	7	5	1	1	0	0	0	0	
Grand Total %			30.0	Male %	70.0	50.0	10.0	10.0	0.0	0.0	0.0	0.0	
				Female #	3	2	1	0	0	0	0	0	
				Female%	30.0	20.0	10.0	0.0	0.0	0.0	0.0	0.0	

Maricopa County Community College District

Mesa Community College

Snapshot Date: 09/30/2017

Workforce Analysis

Organizational Unit: Physical Education

Job Code	JobTitle	Total		Total								
		EMP	MIN	EMP	W	AA	H	A	NA	PI	2+	
4012	Fitness Ctr Floor Supv	1	1	Male	1	0	0	1	0	0	0	0
				Female	0	0	0	0	0	0	0	
4205	Adjunct Faculty Evening	1	0	Male	0	0	0	0	0	0	0	
				Female	1	1	0	0	0	0	0	
Grand Total #		2	1	Male #	1	0	0	1	0	0	0	
Grand Total %			50.0	Male %	50.0	0.0	0.0	50.0	0.0	0.0	0.0	
				Female #	1	1	0	0	0	0	0	
				Female%	50.0	50.0	0.0	0.0	0.0	0.0	0.0	

Maricopa County Community College District

Mesa Community College

Workforce Analysis

Snapshot Date: 09/30/2017

Organizational Unit: Physical Sci&Engineering

Job Code	JobTitle	Total		Total								
		EMP	MIN	EMP	W	AA	H	A	NA	PI	2+	
7130	Chemistry	1	1	Male	0	0	0	0	0	0	0	0
				Female	1	0	0	0	1	0	0	0
Grand Total #		1	1	Male #	0	0	0	0	0	0	0	0
Grand Total %			100.0	Male %	0.0	0.0	0.0	0.0	0.0	0.0	0.0	0.0
				Female #	1	0	0	0	1	0	0	0
				Female%	100.0	0.0	0.0	0.0	100.0	0.0	0.0	0.0

Maricopa County Community College District

Mesa Community College

Snapshot Date: 09/30/2017

Workforce Analysis

Organizational Unit: Physical Science

Job Code	JobTitle	Total		Total								
		EMP	MIN	EMP	W	AA	H	A	NA	PI	2+	
1051	Coord Science Lab	1	0	Male	1	1	0	0	0	0	0	0
				Female	0	0	0	0	0	0	0	0
2730	Admin Secretary III	2	0	Male	0	0	0	0	0	0	0	0
				Female	2	2	0	0	0	0	0	0
2774	Sci Instruct Tech Lab Tech	1	0	Male	1	1	0	0	0	0	0	0
				Female	0	0	0	0	0	0	0	0
2775	Science Lab Tech	2	0	Male	1	1	0	0	0	0	0	0
				Female	1	1	0	0	0	0	0	0
4204	Adjunct Faculty Day	6	1	Male	3	2	0	1	0	0	0	0
				Female	3	3	0	0	0	0	0	0
4205	Adjunct Faculty Evening	13	3	Male	10	8	0	0	2	0	0	0
				Female	3	2	0	0	1	0	0	0
7130	Chemistry	6	1	Male	4	4	0	0	0	0	0	0
				Female	2	1	0	0	1	0	0	0
7380	Geology	3	0	Male	2	2	0	0	0	0	0	0
				Female	1	1	0	0	0	0	0	0
8110	Physics	4	1	Male	2	2	0	0	0	0	0	0
				Female	2	1	0	0	1	0	0	0
8126	Astronomy	2	0	Male	1	1	0	0	0	0	0	0
				Female	1	1	0	0	0	0	0	0
Grand Total #		40	6	Male #	25	22	0	1	2	0	0	0
Grand Total %			15.0	Male %	62.5	55.0	0.0	2.5	5.0	0.0	0.0	0.0
				Female #	15	12	0	0	3	0	0	0
				Female%	37.5	30.0	0.0	0.0	7.5	0.0	0.0	0.0

Maricopa County Community College District

Mesa Community College

Snapshot Date: 09/30/2017

Workforce Analysis

Organizational Unit: Property Accounting&Receiving

Job Code	JobTitle	Total		Total								
		EMP	MIN	EMP	W	AA	H	A	NA	PI	2+	
2626	Property Receiving Tech	2	0	Male	2	2	0	0	0	0	0	0
				Female	0	0	0	0	0	0	0	0
2821	Property Cntrl Asst	1	1	Male	1	0	1	0	0	0	0	0
				Female	0	0	0	0	0	0	0	0
Grand Total #		3	1	Male #	3	2	1	0	0	0	0	0
Grand Total %			33.3	Male %	100.0	66.7	33.3	0.0	0.0	0.0	0.0	0.0
				Female #	0	0	0	0	0	0	0	0
				Female%	0.0	0.0	0.0	0.0	0.0	0.0	0.0	0.0

Maricopa County Community College District

Mesa Community College

Snapshot Date: 09/30/2017

Workforce Analysis

Organizational Unit: Psychological Sciences

Job Code	JobTitle	Total		Total									
		EMP	MIN	EMP	W	AA	H	A	NA	PI	2+		
2730	Admin Secretary III	1	1	Male	0	0	0	0	0	0	0	0	0
				Female	1	0	1	0	0	0	0	0	0
2765	Learning Ctr Tech	1	1	Male	1	0	0	0	0	0	0	1	0
				Female	0	0	0	0	0	0	0	0	0
4204	Adjunct Faculty Day	10	2	Male	4	4	0	0	0	0	0	0	0
				Female	6	4	0	1	0	0	0	1	0
4205	Adjunct Faculty Evening	6	1	Male	3	3	0	0	0	0	0	0	0
				Female	3	2	0	1	0	0	0	0	0
8140	Psychology	9	1	Male	2	2	0	0	0	0	0	0	0
				Female	7	6	0	0	1	0	0	0	0
Grand Total #		27	6	Male #	10	9	0	0	0	0	0	1	0
Grand Total %			22.2	Male %	37.0	33.3	0.0	0.0	0.0	0.0	0.0	3.7	0.0
				Female #	17	12	1	2	1	0	1	0	0
				Female%	63.0	44.4	3.7	7.4	3.7	0.0	3.7	0.0	0.0

Maricopa County Community College District

Mesa Community College

Workforce Analysis

Snapshot Date: 09/30/2017

Organizational Unit: Public Safety

Job Code	JobTitle	Total		Total								
		EMP	MIN	EMP	W	AA	H	A	NA	PI	2+	
1004	Public Safety Lieutenant	1	0	Male	1	1	0	0	0	0	0	0
				Female	0	0	0	0	0	0	0	0
2335	Office Coord III	1	0	Male	0	0	0	0	0	0	0	0
				Female	1	1	0	0	0	0	0	0
4880	Public Safety Aide	1	0	Male	1	1	0	0	0	0	0	0
				Female	0	0	0	0	0	0	0	0
Grand Total #		3	0	Male #	2	2	0	0	0	0	0	0
Grand Total %			0.0	Male %	66.7	66.7	0.0	0.0	0.0	0.0	0.0	0.0
				Female #	1	1	0	0	0	0	0	0
				Female%	33.3	33.3	0.0	0.0	0.0	0.0	0.0	0.0

Maricopa County Community College District

Mesa Community College

Snapshot Date: 09/30/2017

Workforce Analysis

Organizational Unit: Public Safety Red Mtn

Job Code	JobTitle	Total		Total								
		EMP	MIN	EMP	W	AA	H	A	NA	PI	2+	
1007	Public Safety Police Officer	1	0	Male	1	1	0	0	0	0	0	0
				Female	0	0	0	0	0	0	0	0
2730	Admin Secretary III	1	1	Male	0	0	0	0	0	0	0	0
				Female	1	0	0	1	0	0	0	0
Grand Total #		2	1	Male #	1	1	0	0	0	0	0	0
Grand Total %			50.0	Male %	50.0	50.0	0.0	0.0	0.0	0.0	0.0	0.0
				Female #	1	0	0	1	0	0	0	0
				Female%	50.0	0.0	0.0	50.0	0.0	0.0	0.0	0.0

Maricopa County Community College District

Mesa Community College

Workforce Analysis

Snapshot Date: 09/30/2017

Organizational Unit: Public Safety S&D

Job Code	JobTitle	Total		Total								
		EMP	MIN	EMP	W	AA	H	A	NA	PI	2+	
1007	Public Safety Police Officer	3	1	Male	3	2	0	1	0	0	0	0
				Female	0	0	0	0	0	0	0	
Grand Total #		3	1	Male #	3	2	0	1	0	0	0	0
Grand Total %			33.3	Male %	100.0	66.7	0.0	33.3	0.0	0.0	0.0	0.0
				Female #	0	0	0	0	0	0	0	0
				Female%	0.0	0.0	0.0	0.0	0.0	0.0	0.0	0.0

Maricopa County Community College District

Mesa Community College

Workforce Analysis

Snapshot Date: 09/30/2017

Organizational Unit: Reading

Job Code	JobTitle	Total		Total								
		EMP	MIN	EMP	W	AA	H	A	NA	PI	2+	
4028	Substitute Pay Day Inst	1	1	Male	0	0	0	0	0	0	0	0
				Female	1	0	0	1	0	0	0	0
4204	Adjunct Faculty Day	4	1	Male	0	0	0	0	0	0	0	
				Female	4	3	0	1	0	0	0	
4205	Adjunct Faculty Evening	4	0	Male	0	0	0	0	0	0	0	
				Female	4	4	0	0	0	0	0	
8150	Reading	9	4	Male	2	0	2	0	0	0	0	
				Female	7	5	1	1	0	0	0	
Grand Total #		18	6	Male #	2	0	2	0	0	0	0	
Grand Total %			33.3	Male %	11.1	0.0	11.1	0.0	0.0	0.0	0.0	
				Female #	16	12	1	3	0	0	0	
				Female%	88.9	66.7	5.6	16.7	0.0	0.0	0.0	

Maricopa County Community College District

Mesa Community College

Workforce Analysis

Snapshot Date: 09/30/2017

Organizational Unit: Recruitment

Job Code	JobTitle	Total		Total								
		EMP	MIN	EMP	W	AA	H	A	NA	PI	2+	
163	Outreach Spec K12	1	1	Male	1	0	0	1	0	0	0	0
				Female	0	0	0	0	0	0	0	
Grand Total #		1	1	Male #	1	0	0	1	0	0	0	0
Grand Total %			100.0	Male %	100.0	0.0	0.0	100.0	0.0	0.0	0.0	0.0
				Female #	0	0	0	0	0	0	0	0
				Female%	0.0	0.0	0.0	0.0	0.0	0.0	0.0	0.0

Maricopa County Community College District

Mesa Community College

Workforce Analysis

Snapshot Date: 09/30/2017

Organizational Unit: RM Enrollment Svcs

Job Code	JobTitle	Total		Total								
		EMP	MIN	EMP	W	AA	H	A	NA	PI	2+	
1457	Student Svcs Spec	3	1	Male	1	1	0	0	0	0	0	0
				Female	2	1	0	1	0	0	0	0
1458	Coord Student Svcs	1	0	Male	1	1	0	0	0	0	0	0
				Female	0	0	0	0	0	0	0	0
Grand Total #		4	1	Male #	2	2	0	0	0	0	0	0
Grand Total %			25.0	Male %	50.0	50.0	0.0	0.0	0.0	0.0	0.0	0.0
				Female #	2	1	0	1	0	0	0	0
				Female%	50.0	25.0	0.0	25.0	0.0	0.0	0.0	0.0

Maricopa County Community College District

Mesa Community College

Workforce Analysis

Snapshot Date: 09/30/2017

Organizational Unit: Social & Behavioral Sciences

Job Code	JobTitle	Total		Total								
		EMP	MIN	EMP	W	AA	H	A	NA	PI	2+	
4064	Program Advisors	3	2	Male	0	0	0	0	0	0	0	0
				Female	3	1	1	0	1	0	0	
Grand Total #		3	2	Male #	0	0	0	0	0	0	0	0
Grand Total %			66.7	Male %	0.0	0.0	0.0	0.0	0.0	0.0	0.0	0.0
				Female #	3	1	1	0	1	0	0	0
				Female%	100.0	33.3	33.3	0.0	33.3	0.0	0.0	0.0

Maricopa County Community College District

Mesa Community College

Snapshot Date: 09/30/2017

Workforce Analysis

Organizational Unit: Social Science

Job Code	JobTitle	Total		Total								
		EMP	MIN	EMP	W	AA	H	A	NA	PI	2+	
2730	Admin Secretary III	1	0	Male	0	0	0	0	0	0	0	0
				Female	1	1	0	0	0	0	0	0
4028	Substitute Pay Day Inst	1	0	Male	1	1	0	0	0	0	0	0
				Female	0	0	0	0	0	0	0	0
4204	Adjunct Faculty Day	7	1	Male	5	4	0	0	0	1	0	0
				Female	2	2	0	0	0	0	0	0
4205	Adjunct Faculty Evening	3	0	Male	3	3	0	0	0	0	0	0
				Female	0	0	0	0	0	0	0	0
7280	Economics	3	0	Male	2	2	0	0	0	0	0	0
				Female	1	1	0	0	0	0	0	0
7400	History	3	0	Male	2	2	0	0	0	0	0	0
				Female	1	1	0	0	0	0	0	0
8120	Political Science	1	0	Male	1	1	0	0	0	0	0	0
				Female	0	0	0	0	0	0	0	0
Grand Total #		19	1	Male #	14	13	0	0	0	1	0	0
Grand Total %			5.3	Male %	73.7	68.4	0.0	0.0	0.0	5.3	0.0	0.0
				Female #	5	5	0	0	0	0	0	0
				Female%	26.3	26.3	0.0	0.0	0.0	0.0	0.0	0.0

Maricopa County Community College District

Mesa Community College

Workforce Analysis

Snapshot Date: 09/30/2017

Organizational Unit: Social Sciences

Job Code	JobTitle	Total		Total								
		EMP	MIN	EMP	W	AA	H	A	NA	PI	2+	
4204	Adjunct Faculty Day	1	0	Male	1	1	0	0	0	0	0	0
				Female	0	0	0	0	0	0	0	0
Grand Total #		1	0	Male #	1	1	0	0	0	0	0	0
Grand Total %			0.0	Male %	100.0	100.0	0.0	0.0	0.0	0.0	0.0	0.0
				Female #	0	0	0	0	0	0	0	0
				Female%	0.0	0.0	0.0	0.0	0.0	0.0	0.0	0.0

Maricopa County Community College District

Mesa Community College

Workforce Analysis

Snapshot Date: 09/30/2017

Organizational Unit: Social Sciences Division

Job Code	JobTitle	Total		Total								
		EMP	MIN	EMP	W	AA	H	A	NA	PI	2+	
4205	Adjunct Faculty Evening	1	1	Male	0	0	0	0	0	0	0	0
				Female	1	0	0	0	1	0	0	0
Grand Total #		1	1	Male #	0	0	0	0	0	0	0	0
Grand Total %			100.0	Male %	0.0	0.0	0.0	0.0	0.0	0.0	0.0	0.0
				Female #	1	0	0	0	1	0	0	0
				Female%	100.0	0.0	0.0	0.0	100.0	0.0	0.0	0.0

Maricopa County Community College District

Mesa Community College

Snapshot Date: 09/30/2017

Workforce Analysis

Organizational Unit: Speech-Theatre

Job Code	JobTitle	Total		Total									
		EMP	MIN	EMP	W	AA	H	A	NA	PI	2+		
2311	Coord Fine Arts Instruc Tech	1	0	Male	1	1	0	0	0	0	0	0	0
				Female	0	0	0	0	0	0	0	0	0
3006	Theatre Tech Coord	1	0	Male	1	1	0	0	0	0	0	0	0
				Female	0	0	0	0	0	0	0	0	0
4204	Adjunct Faculty Day	9	5	Male	3	2	0	1	0	0	0	0	0
				Female	6	2	1	1	1	1	0	0	0
4205	Adjunct Faculty Evening	3	1	Male	1	1	0	0	0	0	0	0	0
				Female	2	1	0	0	1	0	0	0	0
Grand Total #		14	6	Male #	6	5	0	1	0	0	0	0	
Grand Total %			42.9	Male %	42.9	35.7	0.0	7.1	0.0	0.0	0.0	0.0	
				Female #	8	3	1	1	2	1	0	0	
				Female%	57.1	21.4	7.1	7.1	14.3	7.1	0.0	0.0	

Maricopa County Community College District

Mesa Community College

Workforce Analysis

Snapshot Date: 09/30/2017

Organizational Unit: Speech/Theatre

Job Code	JobTitle	Total		Total								
		EMP	MIN	EMP	W	AA	H	A	NA	PI	2+	
3510	Clerk Typist	1	1	Male	1	0	0	1	0	0	0	0
				Female	0	0	0	0	0	0	0	
6545	Theatre	2	0	Male	1	1	0	0	0	0	0	
				Female	1	1	0	0	0	0	0	
7180	Communication	4	1	Male	1	1	0	0	0	0	0	
				Female	3	2	0	1	0	0	0	
8205	Speech Communication	4	1	Male	1	1	0	0	0	0	0	
				Female	3	2	0	0	1	0	0	
Grand Total #		11	3	Male #	4	3	0	1	0	0	0	
Grand Total %			27.3	Male %	36.4	27.3	0.0	9.1	0.0	0.0	0.0	
				Female #	7	5	0	1	1	0	0	
				Female%	63.6	45.5	0.0	9.1	9.1	0.0	0.0	

Maricopa County Community College District

Mesa Community College

Workforce Analysis

Snapshot Date: 09/30/2017

Organizational Unit: Spot 127 Youth Media Center

Job Code	JobTitle	Total		Total								
		EMP	MIN	EMP	W	AA	H	A	NA	PI	2+	
1457	Student Svcs Spec	1	1	Male	0	0	0	0	0	0	0	0
				Female	1	0	1	0	0	0	0	0
Grand Total #		1	1	Male #	0	0	0	0	0	0	0	0
Grand Total %			100.0	Male %	0.0	0.0	0.0	0.0	0.0	0.0	0.0	0.0
				Female #	1	0	1	0	0	0	0	0
				Female%	100.0	0.0	100.0	0.0	0.0	0.0	0.0	0.0

Maricopa County Community College District

Mesa Community College

Workforce Analysis

Snapshot Date: 09/30/2017

Organizational Unit: Strategic Information Tech

Job Code	JobTitle	Total		Total								
		EMP	MIN	EMP	W	AA	H	A	NA	PI	2+	
560	Mgr Computer Operations	1	0	Male	1	1	0	0	0	0	0	0
				Female	0	0	0	0	0	0	0	0
Grand Total #		1	0	Male #	1	1	0	0	0	0	0	0
Grand Total %			0.0	Male %	100.0	100.0	0.0	0.0	0.0	0.0	0.0	0.0
				Female #	0	0	0	0	0	0	0	0
				Female%	0.0	0.0	0.0	0.0	0.0	0.0	0.0	0.0

Maricopa County Community College District

Mesa Community College

Workforce Analysis

Snapshot Date: 09/30/2017

Organizational Unit: Student Activities

Job Code	JobTitle	Total		Total								
		EMP	MIN	EMP	W	AA	H	A	NA	PI	2+	
4075	Temp Level 2	2	0	Male	1	1	0	0	0	0	0	0
				Female	1	1	0	0	0	0	0	0
Grand Total #		2	0	Male #	1	1	0	0	0	0	0	
Grand Total %			0.0	Male %	50.0	50.0	0.0	0.0	0.0	0.0	0.0	
				Female #	1	1	0	0	0	0	0	
				Female%	50.0	50.0	0.0	0.0	0.0	0.0	0.0	

Maricopa County Community College District

Mesa Community College

Workforce Analysis

Snapshot Date: 09/30/2017

Organizational Unit: Student Activities Admin

Job Code	JobTitle	Total		Total									
		EMP	MIN	EMP	W	AA	H	A	NA	PI	2+		
4075	Temp Level 2	1	1	Male	1	0	0	0	0	0	1	0	0
				Female	0	0	0	0	0	0	0	0	0
Grand Total #		1	1	Male #	1	0	0	0	0	0	1	0	0
Grand Total %			100.0	Male %	100.0	0.0	0.0	0.0	0.0	0.0	100.0	0.0	0.0
				Female #	0	0	0	0	0	0	0	0	0
				Female%	0.0	0.0	0.0	0.0	0.0	0.0	0.0	0.0	0.0

Maricopa County Community College District

Mesa Community College

Workforce Analysis

Snapshot Date: 09/30/2017

Organizational Unit: Student Affairs

Job Code	JobTitle	Total		Total								
		EMP	MIN	EMP	W	AA	H	A	NA	PI	2+	
4075	Temp Level 2	4	3	Male	2	0	1	0	0	1	0	0
				Female	2	1	0	1	0	0	0	0
Grand Total #		4	3	Male #	2	0	1	0	0	1	0	0
Grand Total %			75.0	Male %	50.0	0.0	25.0	0.0	0.0	25.0	0.0	0.0
				Female #	2	1	0	1	0	0	0	0
				Female%	50.0	25.0	0.0	25.0	0.0	0.0	0.0	0.0

Maricopa County Community College District

Mesa Community College

Workforce Analysis

Snapshot Date: 09/30/2017

Organizational Unit: Student Affairs QA & Trn

Job Code	JobTitle	Total		Total								
		EMP	MIN	EMP	W	AA	H	A	NA	PI	2+	
4075	Temp Level 2	3	2	Male	0	0	0	0	0	0	0	0
				Female	3	1	0	1	0	1	0	0
Grand Total #		3	2	Male #	0	0	0	0	0	0	0	0
Grand Total %			66.7	Male %	0.0	0.0	0.0	0.0	0.0	0.0	0.0	0.0
				Female #	3	1	0	1	0	1	0	0
				Female%	100.0	33.3	0.0	33.3	0.0	33.3	0.0	0.0

Maricopa County Community College District

Mesa Community College

Workforce Analysis

Snapshot Date: 09/30/2017

Organizational Unit: Student Dev - Early College

Job Code	JobTitle	Total		Total								
		EMP	MIN	EMP	W	AA	H	A	NA	PI	2+	
4075	Temp Level 2	4	2	Male	3	2	0	1	0	0	0	0
				Female	1	0	1	0	0	0	0	0
Grand Total #		4	2	Male #	3	2	0	1	0	0	0	0
Grand Total %			50.0	Male %	75.0	50.0	0.0	25.0	0.0	0.0	0.0	0.0
				Female #	1	0	1	0	0	0	0	0
				Female%	25.0	0.0	25.0	0.0	0.0	0.0	0.0	0.0

Maricopa County Community College District

Mesa Community College

Snapshot Date: 09/30/2017

Workforce Analysis

Organizational Unit: Student Development Center

Job Code	JobTitle	Total		Total								
		EMP	MIN	EMP	W	AA	H	A	NA	PI	2+	
4075	Temp Level 2	3	1	Male	2	2	0	0	0	0	0	0
				Female	1	0	0	0	0	0	1	0
Grand Total #		3	1	Male #	2	2	0	0	0	0	0	0
Grand Total %			33.3	Male %	66.7	66.7	0.0	0.0	0.0	0.0	0.0	0.0
				Female #	1	0	0	0	0	0	1	0
				Female%	33.3	0.0	0.0	0.0	0.0	0.0	33.3	0.0

Maricopa County Community College District

Mesa Community College

Workforce Analysis

Snapshot Date: 09/30/2017

Organizational Unit: Student Development Services

Job Code	JobTitle	Total		Total								
		EMP	MIN	EMP	W	AA	H	A	NA	PI	2+	
4075	Temp Level 2	3	3	Male	2	0	1	0	1	0	0	0
				Female	1	0	0	1	0	0	0	0
Grand Total #		3	3	Male #	2	0	1	0	1	0	0	0
Grand Total %			100.0	Male %	66.7	0.0	33.3	0.0	33.3	0.0	0.0	0.0
				Female #	1	0	0	1	0	0	0	0
				Female%	33.3	0.0	0.0	33.3	0.0	0.0	0.0	0.0

Maricopa County Community College District

Mesa Community College

Snapshot Date: 09/30/2017

Workforce Analysis

Organizational Unit: Student Financial Services

Job Code	JobTitle	Total		Total								
		EMP	MIN	EMP	W	AA	H	A	NA	PI	2+	
4075	Temp Level 2	1	0	Male	1	1	0	0	0	0	0	0
				Female	0	0	0	0	0	0	0	0
Grand Total #		1	0	Male #	1	1	0	0	0	0	0	
Grand Total %			0.0	Male %	100.0	100.0	0.0	0.0	0.0	0.0	0.0	
				Female #	0	0	0	0	0	0	0	
				Female%	0.0	0.0	0.0	0.0	0.0	0.0	0.0	

Maricopa County Community College District

Mesa Community College

Workforce Analysis

Snapshot Date: 09/30/2017

Organizational Unit: Student Information Systems

Job Code	JobTitle	Total		Total								
		EMP	MIN	EMP	W	AA	H	A	NA	PI	2+	
4075	Temp Level 2	3	2	Male	3	1	0	2	0	0	0	0
				Female	0	0	0	0	0	0	0	
Grand Total #		3	2	Male #	3	1	0	2	0	0	0	0
Grand Total %			66.7	Male %	100.0	33.3	0.0	66.7	0.0	0.0	0.0	0.0
				Female #	0	0	0	0	0	0	0	0
				Female%	0.0	0.0	0.0	0.0	0.0	0.0	0.0	0.0

Maricopa County Community College District

Mesa Community College

Workforce Analysis

Snapshot Date: 09/30/2017

Organizational Unit: Student Leadership

Job Code	JobTitle	Total		Total								
		EMP	MIN	EMP	W	AA	H	A	NA	PI	2+	
4075	Temp Level 2	1	0	Male	0	0	0	0	0	0	0	0
				Female	1	1	0	0	0	0	0	0
Grand Total #		1	0	Male #	0	0	0	0	0	0	0	0
Grand Total %			0.0	Male %	0.0	0.0	0.0	0.0	0.0	0.0	0.0	0.0
				Female #	1	1	0	0	0	0	0	0
				Female%	100.0	100.0	0.0	0.0	0.0	0.0	0.0	0.0

Maricopa County Community College District

Mesa Community College

Workforce Analysis

Snapshot Date: 09/30/2017

Organizational Unit: Student Leadership Center

Job Code	JobTitle	Total		Total								
		EMP	MIN	EMP	W	AA	H	A	NA	PI	2+	
4075	Temp Level 2	4	1	Male	1	1	0	0	0	0	0	0
				Female	3	2	0	1	0	0	0	0
Grand Total #		4	1	Male #	1	1	0	0	0	0	0	0
Grand Total %			25.0	Male %	25.0	25.0	0.0	0.0	0.0	0.0	0.0	0.0
				Female #	3	2	0	1	0	0	0	0
				Female%	75.0	50.0	0.0	25.0	0.0	0.0	0.0	0.0

Maricopa County Community College District

Mesa Community College

Workforce Analysis

Snapshot Date: 09/30/2017

Organizational Unit: Student Life

Job Code	JobTitle	Total		Total								
		EMP	MIN	EMP	W	AA	H	A	NA	PI	2+	
4075	Temp Level 2	2	0	Male	1	1	0	0	0	0	0	0
				Female	1	1	0	0	0	0	0	0
Grand Total #		2	0	Male #	1	1	0	0	0	0	0	
Grand Total %			0.0	Male %	50.0	50.0	0.0	0.0	0.0	0.0	0.0	
				Female #	1	1	0	0	0	0	0	
				Female%	50.0	50.0	0.0	0.0	0.0	0.0	0.0	

Maricopa County Community College District

Mesa Community College

Workforce Analysis

Snapshot Date: 09/30/2017

Organizational Unit: Student Life-Svc Learning

Job Code	JobTitle	Total		Total								
		EMP	MIN	EMP	W	AA	H	A	NA	PI	2+	
4075	Temp Level 2	1	0	Male	0	0	0	0	0	0	0	0
				Female	1	1	0	0	0	0	0	0
Grand Total #		1	0	Male #	0	0	0	0	0	0	0	0
Grand Total %			0.0	Male %	0.0	0.0	0.0	0.0	0.0	0.0	0.0	0.0
				Female #	1	1	0	0	0	0	0	0
				Female%	100.0	100.0	0.0	0.0	0.0	0.0	0.0	0.0

Maricopa County Community College District

Mesa Community College

Workforce Analysis

Snapshot Date: 09/30/2017

Organizational Unit: Student Life/Leadership&Athl.

Job Code	JobTitle	Total		Total								
		EMP	MIN	EMP	W	AA	H	A	NA	PI	2+	
4075	Temp Level 2	2	1	Male	0	0	0	0	0	0	0	0
				Female	2	1	0	1	0	0	0	0
Grand Total #		2	1	Male #	0	0	0	0	0	0	0	
Grand Total %			50.0	Male %	0.0	0.0	0.0	0.0	0.0	0.0	0.0	
				Female #	2	1	0	1	0	0	0	
				Female%	100.0	50.0	0.0	50.0	0.0	0.0	0.0	

Maricopa County Community College District

Mesa Community College

Workforce Analysis

Snapshot Date: 09/30/2017

Organizational Unit: Student Loan Services

Job Code	JobTitle	Total		Total								
		EMP	MIN	EMP	W	AA	H	A	NA	PI	2+	
4075	Temp Level 2	4	3	Male	1	0	0	1	0	0	0	0
				Female	3	1	0	2	0	0	0	0
Grand Total #		4	3	Male #	1	0	0	1	0	0	0	0
Grand Total %			75.0	Male %	25.0	0.0	0.0	25.0	0.0	0.0	0.0	0.0
				Female #	3	1	0	2	0	0	0	0
				Female%	75.0	25.0	0.0	50.0	0.0	0.0	0.0	0.0

Maricopa County Community College District

Mesa Community College

Workforce Analysis

Snapshot Date: 09/30/2017

Organizational Unit: Student Recruitment

Job Code	JobTitle	Total		Total								
		EMP	MIN	EMP	W	AA	H	A	NA	PI	2+	
4075	Temp Level 2	2	1	Male	0	0	0	0	0	0	0	0
				Female	2	1	0	0	0	0	0	1
Grand Total #		2	1	Male #	0	0	0	0	0	0	0	0
Grand Total %			50.0	Male %	0.0	0.0	0.0	0.0	0.0	0.0	0.0	0.0
				Female #	2	1	0	0	0	0	1	0
				Female%	100.0	50.0	0.0	0.0	0.0	0.0	50.0	0.0

Maricopa County Community College District

Mesa Community College

Workforce Analysis

Snapshot Date: 09/30/2017

Organizational Unit: Student Success

Job Code	JobTitle	Total		Total								
		EMP	MIN	EMP	W	AA	H	A	NA	PI	2+	
1130	Coord Student Recruitment	5	3	Male	2	1	0	1	0	0	0	0
				Female	3	1	0	1	1	0	0	
4075	Temp Level 2	1	0	Male	1	1	0	0	0	0	0	
				Female	0	0	0	0	0	0	0	
Grand Total #		6	3	Male #	3	2	0	1	0	0	0	
Grand Total %			50.0	Male %	50.0	33.3	0.0	16.7	0.0	0.0	0.0	
				Female #	3	1	0	1	1	0	0	
				Female%	50.0	16.7	0.0	16.7	16.7	0.0	0.0	

Maricopa County Community College District

Mesa Community College

Workforce Analysis

Snapshot Date: 09/30/2017

Organizational Unit: Student Success Center

Job Code	JobTitle	Total		Total									
		EMP	MIN	EMP	W	AA	H	A	NA	PI	2+		
1130	Coord Student Recruitment	1	1	Male	0	0	0	0	0	0	0	0	0
				Female	1	0	0	1	0	0	0	0	
2590	Program Advisor	1	1	Male	0	0	0	0	0	0	0	0	
				Female	1	0	0	0	1	0	0		
4075	Temp Level 2	4	2	Male	1	1	0	0	0	0	0	0	
				Female	3	1	2	0	0	0	0		
Grand Total #		6	4	Male #	1	1	0	0	0	0	0	0	
Grand Total %			66.7	Male %	16.7	16.7	0.0	0.0	0.0	0.0	0.0	0.0	
				Female #	5	1	2	1	1	0	0	0	
				Female%	83.3	16.7	33.3	16.7	16.7	0.0	0.0	0.0	

Maricopa County Community College District

Mesa Community College

Workforce Analysis

Snapshot Date: 09/30/2017

Organizational Unit: Student Success Programs

Job Code	JobTitle	Total		Total								
		EMP	MIN	EMP	W	AA	H	A	NA	PI	2+	
4075	Temp Level 2	2	2	Male	0	0	0	0	0	0	0	0
				Female	2	0	1	1	0	0	0	0
Grand Total #		2	2	Male #	0	0	0	0	0	0	0	
Grand Total %			100.0	Male %	0.0	0.0	0.0	0.0	0.0	0.0	0.0	
				Female #	2	0	1	1	0	0	0	
				Female%	100.0	0.0	50.0	50.0	0.0	0.0	0.0	

Maricopa County Community College District

Mesa Community College

Workforce Analysis

Snapshot Date: 09/30/2017

Organizational Unit: Student Support Services

Job Code	JobTitle	Total		Total								
		EMP	MIN	EMP	W	AA	H	A	NA	PI	2+	
4075	Temp Level 2	4	2	Male	1	1	0	0	0	0	0	0
				Female	3	1	0	1	0	1	0	0
Grand Total #		4	2	Male #	1	1	0	0	0	0	0	0
Grand Total %			50.0	Male %	25.0	25.0	0.0	0.0	0.0	0.0	0.0	0.0
				Female #	3	1	0	1	0	1	0	0
				Female%	75.0	25.0	0.0	25.0	0.0	25.0	0.0	0.0

Maricopa County Community College District

Mesa Community College

Workforce Analysis

Snapshot Date: 09/30/2017

Organizational Unit: Transportation-Industrial

Job Code	JobTitle	Total		Total								
		EMP	MIN	EMP	W	AA	H	A	NA	PI	2+	
4205	Adjunct Faculty Evening	14	2	Male	14	12	0	1	1	0	0	0
				Female	0	0	0	0	0	0	0	0
9591	Manufacturing Lab Tech	1	0	Male	1	1	0	0	0	0	0	0
				Female	0	0	0	0	0	0	0	0
Grand Total #		15	2	Male #	15	13	0	1	1	0	0	0
Grand Total %			13.3	Male %	100.0	86.7	0.0	6.7	6.7	0.0	0.0	0.0
				Female #	0	0	0	0	0	0	0	0
				Female%	0.0	0.0	0.0	0.0	0.0	0.0	0.0	0.0

Maricopa County Community College District

Mesa Community College

Workforce Analysis

Snapshot Date: 09/30/2017

Organizational Unit: Transportation/Industrial

Job Code	JobTitle	Total		Total								
		EMP	MIN	EMP	W	AA	H	A	NA	PI	2+	
8439	Manufacturing Tech	1	1	Male	1	0	0	1	0	0	0	0
				Female	0	0	0	0	0	0	0	
Grand Total #		1	1	Male #	1	0	0	1	0	0	0	0
Grand Total %			100.0	Male %	100.0	0.0	0.0	100.0	0.0	0.0	0.0	0.0
				Female #	0	0	0	0	0	0	0	0
				Female%	0.0	0.0	0.0	0.0	0.0	0.0	0.0	0.0

Maricopa County Community College District

Mesa Community College

Workforce Analysis

Snapshot Date: 09/30/2017

Organizational Unit: TRIO Program

Job Code	JobTitle	Total		Total								
		EMP	MIN	EMP	W	AA	H	A	NA	PI	2+	
2590	Program Advisor	1	1	Male	1	0	0	1	0	0	0	0
				Female	0	0	0	0	0	0	0	
Grand Total #		1	1	Male #	1	0	0	1	0	0	0	0
Grand Total %			100.0	Male %	100.0	0.0	0.0	100.0	0.0	0.0	0.0	0.0
				Female #	0	0	0	0	0	0	0	0
				Female%	0.0	0.0	0.0	0.0	0.0	0.0	0.0	0.0

Maricopa County Community College District

Mesa Community College

Workforce Analysis

Snapshot Date: 09/30/2017

Organizational Unit: V.P. Academic Affairs

Job Code	JobTitle	Total		Total								
		EMP	MIN	EMP	W	AA	H	A	NA	PI	2+	
2435	Coord Found Dev Op Scholarship	1	1	Male	1	0	0	1	0	0	0	0
				Female	0	0	0	0	0	0	0	
Grand Total #		1	1	Male #	1	0	0	1	0	0	0	0
Grand Total %			100.0	Male %	100.0	0.0	0.0	100.0	0.0	0.0	0.0	0.0
				Female #	0	0	0	0	0	0	0	0
				Female%	0.0	0.0	0.0	0.0	0.0	0.0	0.0	0.0

Maricopa County Community College District

Mesa Community College

Snapshot Date: 09/30/2017

Workforce Analysis

Organizational Unit: Welding

Job Code	JobTitle	Total		Total								
		EMP	MIN	EMP	W	AA	H	A	NA	PI	2+	
4204	Adjunct Faculty Day	2	1	Male	2	1	1	0	0	0	0	0
				Female	0	0	0	0	0	0	0	
4205	Adjunct Faculty Evening	8	1	Male	8	7	0	1	0	0	0	
				Female	0	0	0	0	0	0		
8270	Welding	2	0	Male	2	2	0	0	0	0	0	
				Female	0	0	0	0	0	0		
Grand Total #		12	2	Male #	12	10	1	1	0	0	0	
Grand Total %			16.7	Male %	100.0	83.3	8.3	8.3	0.0	0.0	0.0	
				Female #	0	0	0	0	0	0	0	
				Female%	0.0	0.0	0.0	0.0	0.0	0.0	0.0	

Maricopa County Community College District

Mesa Community College

Workforce Analysis

Snapshot Date: 09/30/2017

Organizational Unit: World Languages

Job Code	JobTitle	Total		Total								
		EMP	MIN	EMP	W	AA	H	A	NA	PI	2+	
2730	Admin Secretary III	1	0	Male	0	0	0	0	0	0	0	0
				Female	1	1	0	0	0	0	0	0
4028	Substitute Pay Day Inst	1	0	Male	0	0	0	0	0	0	0	0
				Female	1	1	0	0	0	0	0	0
4038	Student Lrning Facilitator III	1	1	Male	1	0	0	0	1	0	0	0
				Female	0	0	0	0	0	0	0	0
4204	Adjunct Faculty Day	3	0	Male	1	1	0	0	0	0	0	0
				Female	2	2	0	0	0	0	0	0
4205	Adjunct Faculty Evening	5	2	Male	0	0	0	0	0	0	0	0
				Female	5	3	0	0	2	0	0	0
8200	Spanish	5	4	Male	2	0	0	2	0	0	0	0
				Female	3	1	0	2	0	0	0	0
8338	Japanese	1	1	Male	0	0	0	0	0	0	0	0
				Female	1	0	0	0	1	0	0	0
8908	American Sign Language	2	0	Male	0	0	0	0	0	0	0	0
				Female	2	2	0	0	0	0	0	0
Grand Total #		19	8	Male #	4	1	0	2	1	0	0	0
Grand Total %			42.1	Male %	21.1	5.3	0.0	10.5	5.3	0.0	0.0	0.0
				Female #	15	10	0	2	3	0	0	0
				Female%	78.9	52.6	0.0	10.5	15.8	0.0	0.0	0.0

Maricopa County Community College District

Paradise Valley Community College - Black Mtn

Workforce Analysis

Snapshot Date: 09/30/2017

Organizational Unit: Academic Advisement

Job Code	JobTitle	Total		Total									
		EMP	MIN	EMP	W	AA	H	A	NA	PI	2+		
1457	Student Svcs Spec	1	0	Male	0	0	0	0	0	0	0	0	0
				Female	1	1	0	0	0	0	0	0	0
Grand Total #		1	0	Male #	0	0	0	0	0	0	0	0	0
Grand Total %			0.0	Male %	0.0	0.0	0.0	0.0	0.0	0.0	0.0	0.0	0.0
				Female #	1	1	0	0	0	0	0	0	0
				Female%	100.0	100.0	0.0	0.0	0.0	0.0	0.0	0.0	0.0

Maricopa County Community College District

Paradise Valley Community College - Black Mtn

Snapshot Date: 09/30/2017

Workforce Analysis

Organizational Unit: College Safety

Job Code	JobTitle	Total		Total								
		EMP	MIN	EMP	W	AA	H	A	NA	PI	2+	
4880	Public Safety Aide	1	1	Male	1	0	0	1	0	0	0	0
				Female	0	0	0	0	0	0	0	
Grand Total #		1	1	Male #	1	0	0	1	0	0	0	0
Grand Total %			100.0	Male %	100.0	0.0	0.0	100.0	0.0	0.0	0.0	0.0
				Female #	0	0	0	0	0	0	0	0
				Female%	0.0	0.0	0.0	0.0	0.0	0.0	0.0	0.0

**Maricopa County Community College District
Paradise Valley Community College
Workforce Analysis**

Snapshot Date: 09/30/2017

Organizational Unit: Academic Advisement

Job Code	JobTitle	Total		Total									
		EMP	MIN	EMP	W	AA	H	A	NA	PI	2+		
1457	Student Svcs Spec	9	3	Male	4	3	1	0	0	0	0	0	0
				Female	5	3	1	1	0	0	0	0	0
1458	Coord Student Svcs	2	2	Male	1	0	1	0	0	0	0	0	
				Female	1	0	0	1	0	0	0	0	
3000	Testing Tech	1	1	Male	0	0	0	0	0	0	0	0	
				Female	1	0	0	1	0	0	0	0	
Grand Total #		12	6	Male #	5	3	2	0	0	0	0	0	
Grand Total %			50.0	Male %	41.7	25.0	16.7	0.0	0.0	0.0	0.0	0.0	
				Female #	7	3	1	3	0	0	0	0	
				Female%	58.3	25.0	8.3	25.0	0.0	0.0	0.0	0.0	

Maricopa County Community College District

Paradise Valley Community College

Snapshot Date: 09/30/2017

Workforce Analysis

Organizational Unit: Academic Success Center

Job Code	JobTitle	Total		Total								
		EMP	MIN	EMP	W	AA	H	A	NA	PI	2+	
6451	Learning Assoc	1	1	Male	1	0	0	1	0	0	0	0
				Female	0	0	0	0	0	0	0	
Grand Total #		1	1	Male #	1	0	0	1	0	0	0	0
Grand Total %			100.0	Male %	100.0	0.0	0.0	100.0	0.0	0.0	0.0	0.0
				Female #	0	0	0	0	0	0	0	0
				Female%	0.0	0.0	0.0	0.0	0.0	0.0	0.0	0.0

Maricopa County Community College District

Paradise Valley Community College

Snapshot Date: 09/30/2017

Workforce Analysis

Organizational Unit: Adj Fac Rio Luke AFB OBSOLETE

Job Code	JobTitle	Total		Total								
		EMP	MIN	EMP	W	AA	H	A	NA	PI	2+	
4205	Adjunct Faculty Evening	18	4	Male	13	9	1	3	0	0	0	0
				Female	5	5	0	0	0	0	0	0
Grand Total #		18	4	Male #	13	9	1	3	0	0	0	0
Grand Total %			22.2	Male %	72.2	50.0	5.6	16.7	0.0	0.0	0.0	0.0
				Female #	5	5	0	0	0	0	0	0
				Female%	27.8	27.8	0.0	0.0	0.0	0.0	0.0	0.0

Maricopa County Community College District

Paradise Valley Community College

Snapshot Date: 09/30/2017

Workforce Analysis

Organizational Unit: Admin of Justice

Job Code	JobTitle	Total		Total								
		EMP	MIN	EMP	W	AA	H	A	NA	PI	2+	
4029	Substitute Pay Evening Inst	3	0	Male	1	1	0	0	0	0	0	0
				Female	2	2	0	0	0	0	0	0
4204	Adjunct Faculty Day	25	6	Male	9	5	2	2	0	0	0	0
				Female	16	14	1	1	0	0	0	0
4205	Adjunct Faculty Evening	2	0	Male	2	2	0	0	0	0	0	0
				Female	0	0	0	0	0	0	0	0
Grand Total #		30	6	Male #	12	8	2	2	0	0	0	0
Grand Total %			20.0	Male %	40.0	26.7	6.7	6.7	0.0	0.0	0.0	0.0
				Female #	18	16	1	1	0	0	0	0
				Female%	60.0	53.3	3.3	3.3	0.0	0.0	0.0	0.0

Maricopa County Community College District

Paradise Valley Community College

Snapshot Date: 09/30/2017

Workforce Analysis

Organizational Unit: Administration of Justice

Job Code	JobTitle	Total		Total								
		EMP	MIN	EMP	W	AA	H	A	NA	PI	2+	
2730	Admin Secretary III	4	1	Male	0	0	0	0	0	0	0	0
				Female	4	3	0	1	0	0	0	0
Grand Total #		4	1	Male #	0	0	0	0	0	0	0	0
Grand Total %			25.0	Male %	0.0	0.0	0.0	0.0	0.0	0.0	0.0	0.0
				Female #	4	3	0	1	0	0	0	0
				Female%	100.0	75.0	0.0	25.0	0.0	0.0	0.0	0.0

Maricopa County Community College District

Paradise Valley Community College

Snapshot Date: 09/30/2017

Workforce Analysis

Organizational Unit: Admissions & Records

Job Code	JobTitle	Total		Total								
		EMP	MIN	EMP	W	AA	H	A	NA	PI	2+	
2500	Admissions Records Asst	1	1	Male	0	0	0	0	0	0	0	0
				Female	1	0	0	0	0	0	1	0
2511	Admissions Reg Rec Svc Rep	1	0	Male	0	0	0	0	0	0	0	0
				Female	1	1	0	0	0	0	0	0
970	Supv Admissions Regist Records	1	1	Male	0	0	0	0	0	0	0	0
				Female	1	0	0	1	0	0	0	0
Grand Total #		3	2	Male #	0	0	0	0	0	0	0	0
Grand Total %			66.7	Male %	0.0	0.0	0.0	0.0	0.0	0.0	0.0	0.0
				Female #	3	1	0	1	0	1	0	0
				Female%	100.0	33.3	0.0	33.3	0.0	33.3	0.0	0.0

**Maricopa County Community College District
Paradise Valley Community College
Workforce Analysis**

Snapshot Date: 09/30/2017

Organizational Unit: Advisement Center

Job Code	JobTitle	Total		Total								
		EMP	MIN	EMP	W	AA	H	A	NA	PI	2+	
2785	Office Coord II	1	1	Male	0	0	0	0	0	0	0	0
				Female	1	0	1	0	0	0	0	0
Grand Total #		1	1	Male #	0	0	0	0	0	0	0	0
Grand Total %			100.0	Male %	0.0	0.0	0.0	0.0	0.0	0.0	0.0	0.0
				Female #	1	0	1	0	0	0	0	0
				Female%	100.0	0.0	100.0	0.0	0.0	0.0	0.0	0.0

Maricopa County Community College District

Paradise Valley Community College

Snapshot Date: 09/30/2017

Workforce Analysis

Organizational Unit: Allied Health

Job Code	JobTitle	Total		Total								
		EMP	MIN	EMP	W	AA	H	A	NA	PI	2+	
4204	Adjunct Faculty Day	1	0	Male	0	0	0	0	0	0	0	0
				Female	1	1	0	0	0	0	0	0
4205	Adjunct Faculty Evening	1	0	Male	1	1	0	0	0	0	0	0
				Female	0	0	0	0	0	0	0	0
Grand Total #		2	0	Male #	1	1	0	0	0	0	0	0
Grand Total %			0.0	Male %	50.0	50.0	0.0	0.0	0.0	0.0	0.0	0.0
				Female #	1	1	0	0	0	0	0	0
				Female%	50.0	50.0	0.0	0.0	0.0	0.0	0.0	0.0

Maricopa County Community College District

Paradise Valley Community College

Snapshot Date: 09/30/2017

Workforce Analysis

Organizational Unit: Anthropology

Job Code	JobTitle	Total		Total								
		EMP	MIN	EMP	W	AA	H	A	NA	PI	2+	
4205	Adjunct Faculty Evening	2	0	Male	0	0	0	0	0	0	0	0
				Female	2	2	0	0	0	0	0	0
7030	Anthropology	1	0	Male	0	0	0	0	0	0	0	0
				Female	1	1	0	0	0	0	0	0
Grand Total #		3	0	Male #	0	0	0	0	0	0	0	0
Grand Total %			0.0	Male %	0.0	0.0	0.0	0.0	0.0	0.0	0.0	0.0
				Female #	3	3	0	0	0	0	0	0
				Female%	100.0	100.0	0.0	0.0	0.0	0.0	0.0	0.0

Maricopa County Community College District

Paradise Valley Community College

Snapshot Date: 09/30/2017

Workforce Analysis

Organizational Unit: Art

Job Code	JobTitle	Total		Total								
		EMP	MIN	EMP	W	AA	H	A	NA	PI	2+	
4028	Substitute Pay Day Inst	4	0	Male	1	1	0	0	0	0	0	0
				Female	3	3	0	0	0	0	0	0
4062	Life Drawing Model	4	1	Male	2	1	0	1	0	0	0	0
				Female	2	2	0	0	0	0	0	0
Grand Total #		8	1	Male #	3	2	0	1	0	0	0	0
Grand Total %			12.5	Male %	37.5	25.0	0.0	12.5	0.0	0.0	0.0	0.0
				Female #	5	5	0	0	0	0	0	0
				Female%	62.5	62.5	0.0	0.0	0.0	0.0	0.0	0.0

Maricopa County Community College District

Paradise Valley Community College

Snapshot Date: 09/30/2017

Workforce Analysis

Organizational Unit: Assessment/Testing Center

Job Code	JobTitle	Total		Total								
		EMP	MIN	EMP	W	AA	H	A	NA	PI	2+	
3000	Testing Tech	1	0	Male	0	0	0	0	0	0	0	0
				Female	1	1	0	0	0	0	0	0
Grand Total #		1	0	Male #	0	0	0	0	0	0	0	
Grand Total %			0.0	Male %	0.0	0.0	0.0	0.0	0.0	0.0	0.0	
				Female #	1	1	0	0	0	0	0	
				Female%	100.0	100.0	0.0	0.0	0.0	0.0	0.0	

Maricopa County Community College District

Paradise Valley Community College

Workforce Analysis

Snapshot Date: 09/30/2017

Organizational Unit: Athletics

Job Code	JobTitle	Total		Total									
		EMP	MIN	EMP	W	AA	H	A	NA	PI	2+		
1461	Coord Student Athlete Supp Svc	1	0	Male	0	0	0	0	0	0	0	0	0
				Female	1	1	0	0	0	0	0	0	0
1930	Athletic Spec	3	1	Male	3	2	0	1	0	0	0	0	0
				Female	0	0	0	0	0	0	0	0	0
2520	Athletic Trainer	1	0	Male	1	1	0	0	0	0	0	0	0
				Female	0	0	0	0	0	0	0	0	0
4331	Asst Soccer Coach	3	0	Male	2	2	0	0	0	0	0	0	0
				Female	1	1	0	0	0	0	0	0	0
Grand Total #		8	1	Male #	6	5	0	1	0	0	0	0	
Grand Total %			12.5	Male %	75.0	62.5	0.0	12.5	0.0	0.0	0.0	0.0	
				Female #	2	2	0	0	0	0	0	0	
				Female%	25.0	25.0	0.0	0.0	0.0	0.0	0.0	0.0	

Maricopa County Community College District

Paradise Valley Community College

Snapshot Date: 09/30/2017

Workforce Analysis

Organizational Unit: Athletics-Soccer

Job Code	JobTitle	Total		Total								
		EMP	MIN	EMP	W	AA	H	A	NA	PI	2+	
4332	Head Soccer Coach	2	0	Male	2	2	0	0	0	0	0	0
				Female	0	0	0	0	0	0	0	0
Grand Total #		2	0	Male #	2	2	0	0	0	0	0	0
Grand Total %			0.0	Male %	100.0	100.0	0.0	0.0	0.0	0.0	0.0	0.0
				Female #	0	0	0	0	0	0	0	0
				Female%	0.0	0.0	0.0	0.0	0.0	0.0	0.0	0.0

Maricopa County Community College District

Paradise Valley Community College

Snapshot Date: 09/30/2017

Workforce Analysis

Organizational Unit: Behavioral Sciences

Job Code	JobTitle	Total		Total								
		EMP	MIN	EMP	W	AA	H	A	NA	PI	2+	
4204	Adjunct Faculty Day	1	1	Male	1	0	0	1	0	0	0	0
				Female	0	0	0	0	0	0	0	
Grand Total #		1	1	Male #	1	0	0	1	0	0	0	0
Grand Total %			100.0	Male %	100.0	0.0	0.0	100.0	0.0	0.0	0.0	0.0
				Female #	0	0	0	0	0	0	0	0
				Female%	0.0	0.0	0.0	0.0	0.0	0.0	0.0	0.0

**Maricopa County Community College District
Paradise Valley Community College
Workforce Analysis**

Snapshot Date: 09/30/2017

Organizational Unit: Behavioral Sciences Division

Job Code	JobTitle	Total		Total								
		EMP	MIN	EMP	W	AA	H	A	NA	PI	2+	
4204	Adjunct Faculty Day	2	0	Male	0	0	0	0	0	0	0	0
				Female	2	2	0	0	0	0	0	0
7000	Admin of Justice	1	0	Male	0	0	0	0	0	0	0	0
				Female	1	1	0	0	0	0	0	0
8140	Psychology	4	0	Male	1	1	0	0	0	0	0	0
				Female	3	3	0	0	0	0	0	0
8190	Sociology	2	1	Male	1	0	0	1	0	0	0	0
				Female	1	1	0	0	0	0	0	0
Grand Total #		9	1	Male #	2	1	0	1	0	0	0	0
Grand Total %			11.1	Male %	22.2	11.1	0.0	11.1	0.0	0.0	0.0	0.0
				Female #	7	7	0	0	0	0	0	0
				Female%	77.8	77.8	0.0	0.0	0.0	0.0	0.0	0.0

Maricopa County Community College District

Paradise Valley Community College

Workforce Analysis

Snapshot Date: 09/30/2017

Organizational Unit: Benefits

Job Code	JobTitle	Total		Total								
		EMP	MIN	EMP	W	AA	H	A	NA	PI	2+	
2581	Sr Human Resources Analyst	1	0	Male	0	0	0	0	0	0	0	0
				Female	1	1	0	0	0	0	0	0
Grand Total #		1	0	Male #	0	0	0	0	0	0	0	0
Grand Total %			0.0	Male %	0.0	0.0	0.0	0.0	0.0	0.0	0.0	0.0
				Female #	1	1	0	0	0	0	0	0
				Female%	100.0	100.0	0.0	0.0	0.0	0.0	0.0	0.0

Maricopa County Community College District

Paradise Valley Community College

Snapshot Date: 09/30/2017

Workforce Analysis

Organizational Unit: Biology

Job Code	JobTitle	Total		Total								
		EMP	MIN	EMP	W	AA	H	A	NA	PI	2+	
2775	Science Lab Tech	1	0	Male	0	0	0	0	0	0	0	0
				Female	1	1	0	0	0	0	0	0
Grand Total #		1	0	Male #	0	0	0	0	0	0	0	0
Grand Total %			0.0	Male %	0.0	0.0	0.0	0.0	0.0	0.0	0.0	0.0
				Female #	1	1	0	0	0	0	0	0
				Female%	100.0	100.0	0.0	0.0	0.0	0.0	0.0	0.0

Maricopa County Community College District

Paradise Valley Community College

Workforce Analysis

Snapshot Date: 09/30/2017

Organizational Unit: Biology Sciences

Job Code	JobTitle	Total		Total								
		EMP	MIN	EMP	W	AA	H	A	NA	PI	2+	
4025	Service Fac Hrly Day	2	0	Male	0	0	0	0	0	0	0	0
				Female	2	2	0	0	0	0	0	0
Grand Total #		2	0	Male #	0	0	0	0	0	0	0	0
Grand Total %			0.0	Male %	0.0	0.0	0.0	0.0	0.0	0.0	0.0	0.0
				Female #	2	2	0	0	0	0	0	0
				Female%	100.0	100.0	0.0	0.0	0.0	0.0	0.0	0.0

Maricopa County Community College District

Paradise Valley Community College

Snapshot Date: 09/30/2017

Workforce Analysis

Organizational Unit: Buildings & Grounds

Job Code	JobTitle	Total		Total								
		EMP	MIN	EMP	W	AA	H	A	NA	PI	2+	
2785	Office Coord II	1	0	Male	0	0	0	0	0	0	0	0
				Female	1	1	0	0	0	0	0	0
4555	Electrician	1	1	Male	1	0	0	1	0	0	0	0
				Female	0	0	0	0	0	0	0	0
4840	Building Maint Tech	3	0	Male	3	3	0	0	0	0	0	0
				Female	0	0	0	0	0	0	0	0
4850	Lead Groundskeeper	1	1	Male	1	0	0	1	0	0	0	0
				Female	0	0	0	0	0	0	0	0
4891	Lead Custodian II	1	0	Male	0	0	0	0	0	0	0	0
				Female	1	1	0	0	0	0	0	0
4895	Custodian I	4	4	Male	3	0	1	1	1	0	0	0
				Female	1	0	0	1	0	0	0	0
4905	Custodian II	1	1	Male	0	0	0	0	0	0	0	0
				Female	1	0	0	1	0	0	0	0
4930	Utility Asst	1	0	Male	1	1	0	0	0	0	0	0
				Female	0	0	0	0	0	0	0	0
Grand Total #		13	7	Male #	9	4	1	3	1	0	0	0
Grand Total %			53.8	Male %	69.2	30.8	7.7	23.1	7.7	0.0	0.0	0.0
				Female #	4	2	0	2	0	0	0	0
				Female%	30.8	15.4	0.0	15.4	0.0	0.0	0.0	0.0

Maricopa County Community College District

Paradise Valley Community College

Snapshot Date: 09/30/2017

Workforce Analysis

Organizational Unit: Business

Job Code	JobTitle	Total		Total								
		EMP	MIN	EMP	W	AA	H	A	NA	PI	2+	
7110	General Business	1	1	Male	0	0	0	0	0	0	0	0
				Female	1	0	1	0	0	0	0	0
Grand Total #		1	1	Male #	0	0	0	0	0	0	0	0
Grand Total %			100.0	Male %	0.0	0.0	0.0	0.0	0.0	0.0	0.0	0.0
				Female #	1	0	1	0	0	0	0	0
				Female%	100.0	0.0	100.0	0.0	0.0	0.0	0.0	0.0

Maricopa County Community College District

Paradise Valley Community College

Snapshot Date: 09/30/2017

Workforce Analysis

Organizational Unit: Business & Information Technol

Job Code	JobTitle	Total		Total									
		EMP	MIN	EMP	W	AA	H	A	NA	PI	2+		
2633	Enterprise Systems Admin	1	0	Male	1	1	0	0	0	0	0	0	0
				Female	0	0	0	0	0	0	0	0	0
4204	Adjunct Faculty Day	1	0	Male	1	1	0	0	0	0	0	0	0
				Female	0	0	0	0	0	0	0	0	0
Grand Total #		2	0	Male #	2	2	0	0	0	0	0	0	
Grand Total %			0.0	Male %	100.0	100.0	0.0	0.0	0.0	0.0	0.0	0.0	
				Female #	0	0	0	0	0	0	0	0	
				Female%	0.0	0.0	0.0	0.0	0.0	0.0	0.0	0.0	

**Maricopa County Community College District
Paradise Valley Community College
Workforce Analysis**

Snapshot Date: 09/30/2017

Organizational Unit: Business & IT Division

Job Code	JobTitle	Total		Total									
		EMP	MIN	EMP	W	AA	H	A	NA	PI	2+		
3110	Admin Secretary I	1	0	Male	0	0	0	0	0	0	0	0	0
				Female	1	1	0	0	0	0	0	0	0
4204	Adjunct Faculty Day	8	0	Male	4	4	0	0	0	0	0	0	0
				Female	4	4	0	0	0	0	0	0	0
4205	Adjunct Faculty Evening	3	1	Male	1	0	0	1	0	0	0	0	0
				Female	2	2	0	0	0	0	0	0	0
7002	Accounting	1	1	Male	1	0	0	0	0	1	0	0	0
				Female	0	0	0	0	0	0	0	0	0
7110	General Business	1	0	Male	1	1	0	0	0	0	0	0	0
				Female	0	0	0	0	0	0	0	0	0
7205	Computer Information Systems	5	1	Male	4	4	0	0	0	0	0	0	0
				Female	1	0	0	0	1	0	0	0	0
7271	CIS BPC	3	1	Male	1	1	0	0	0	0	0	0	0
				Female	2	1	0	1	0	0	0	0	0
7280	Economics	2	1	Male	2	1	0	1	0	0	0	0	0
				Female	0	0	0	0	0	0	0	0	0
Grand Total #		24	5	Male #	14	11	0	2	0	1	0	0	
Grand Total %			20.8	Male %	58.3	45.8	0.0	8.3	0.0	4.2	0.0	0.0	
				Female #	10	8	0	1	1	0	0	0	
				Female%	41.7	33.3	0.0	4.2	4.2	0.0	0.0	0.0	

Maricopa County Community College District

Paradise Valley Community College

Snapshot Date: 09/30/2017

Workforce Analysis

Organizational Unit: Business Services/College Safe

Job Code	JobTitle	Total		Total								
		EMP	MIN	EMP	W	AA	H	A	NA	PI	2+	
1006	Public Safety Commander	1	0	Male	1	1	0	0	0	0	0	0
				Female	0	0	0	0	0	0	0	0
Grand Total #		1	0	Male #	1	1	0	0	0	0	0	
Grand Total %			0.0	Male %	100.0	100.0	0.0	0.0	0.0	0.0	0.0	
				Female #	0	0	0	0	0	0	0	
				Female%	0.0	0.0	0.0	0.0	0.0	0.0	0.0	

Maricopa County Community College District

Paradise Valley Community College

Snapshot Date: 09/30/2017

Workforce Analysis

Organizational Unit: Career & Edu Planning Services

Job Code	JobTitle	Total		Total								
		EMP	MIN	EMP	W	AA	H	A	NA	PI	2+	
886	Coord Enrollment Svcs	1	1	Male	0	0	0	0	0	0	0	0
				Female	1	0	0	1	0	0	0	0
Grand Total #		1	1	Male #	0	0	0	0	0	0	0	
Grand Total %			100.0	Male %	0.0	0.0	0.0	0.0	0.0	0.0	0.0	
				Female #	1	0	0	1	0	0	0	
				Female%	100.0	0.0	0.0	100.0	0.0	0.0	0.0	

Maricopa County Community College District

Paradise Valley Community College

Workforce Analysis

Snapshot Date: 09/30/2017

Organizational Unit: Cashier Services

Job Code	JobTitle	Total		Total								
		EMP	MIN	EMP	W	AA	H	A	NA	PI	2+	
947	College Accounting Asst	1	0	Male	0	0	0	0	0	0	0	0
				Female	1	1	0	0	0	0	0	0
Grand Total #		1	0	Male #	0	0	0	0	0	0	0	
Grand Total %			0.0	Male %	0.0	0.0	0.0	0.0	0.0	0.0	0.0	
				Female #	1	1	0	0	0	0	0	
				Female%	100.0	100.0	0.0	0.0	0.0	0.0	0.0	

Maricopa County Community College District

Paradise Valley Community College

Snapshot Date: 09/30/2017

Workforce Analysis

Organizational Unit: Center for Teaching & Learning

Job Code	JobTitle	Total		Total								
		EMP	MIN	EMP	W	AA	H	A	NA	PI	2+	
2785	Office Coord II	1	0	Male	1	1	0	0	0	0	0	0
				Female	0	0	0	0	0	0	0	0
Grand Total #		1	0	Male #	1	1	0	0	0	0	0	0
Grand Total %			0.0	Male %	100.0	100.0	0.0	0.0	0.0	0.0	0.0	0.0
				Female #	0	0	0	0	0	0	0	0
				Female%	0.0	0.0	0.0	0.0	0.0	0.0	0.0	0.0

Maricopa County Community College District

Paradise Valley Community College

Snapshot Date: 09/30/2017

Workforce Analysis

Organizational Unit: Chemistry

Job Code	JobTitle	Total		Total								
		EMP	MIN	EMP	W	AA	H	A	NA	PI	2+	
4205	Adjunct Faculty Evening	2	0	Male	0	0	0	0	0	0	0	0
				Female	2	2	0	0	0	0	0	0
Grand Total #		2	0	Male #	0	0	0	0	0	0	0	
Grand Total %			0.0	Male %	0.0	0.0	0.0	0.0	0.0	0.0	0.0	
				Female #	2	2	0	0	0	0	0	
				Female%	100.0	100.0	0.0	0.0	0.0	0.0	0.0	

Maricopa County Community College District

Paradise Valley Community College

Snapshot Date: 09/30/2017

Workforce Analysis

Organizational Unit: College Business Office

Job Code	JobTitle	Total		Total								
		EMP	MIN	EMP	W	AA	H	A	NA	PI	2+	
2625	Property Cntrl Tech	1	0	Male	1	1	0	0	0	0	0	0
				Female	0	0	0	0	0	0	0	0
Grand Total #		1	0	Male #	1	1	0	0	0	0	0	
Grand Total %			0.0	Male %	100.0	100.0	0.0	0.0	0.0	0.0	0.0	
				Female #	0	0	0	0	0	0	0	
				Female%	0.0	0.0	0.0	0.0	0.0	0.0	0.0	

Maricopa County Community College District

Paradise Valley Community College

Snapshot Date: 09/30/2017

Workforce Analysis

Organizational Unit: College Safety

Job Code	JobTitle	Total		Total								
		EMP	MIN	EMP	W	AA	H	A	NA	PI	2+	
1007	Public Safety Police Officer	4	1	Male	3	3	0	0	0	0	0	0
				Female	1	0	0	1	0	0	0	0
4880	Public Safety Aide	1	1	Male	1	0	0	0	1	0	0	0
				Female	0	0	0	0	0	0	0	0
Grand Total #		5	2	Male #	4	3	0	0	1	0	0	0
Grand Total %			40.0	Male %	80.0	60.0	0.0	0.0	20.0	0.0	0.0	0.0
				Female #	1	0	0	1	0	0	0	0
				Female%	20.0	0.0	0.0	20.0	0.0	0.0	0.0	0.0

Maricopa County Community College District

Paradise Valley Community College

Workforce Analysis

Snapshot Date: 09/30/2017

Organizational Unit: Comm, Fine Arts & Social Scien

Job Code	JobTitle	Total		Total								
		EMP	MIN	EMP	W	AA	H	A	NA	PI	2+	
4204	Adjunct Faculty Day	1	0	Male	0	0	0	0	0	0	0	0
				Female	1	1	0	0	0	0	0	0
Grand Total #		1	0	Male #	0	0	0	0	0	0	0	0
Grand Total %			0.0	Male %	0.0	0.0	0.0	0.0	0.0	0.0	0.0	0.0
				Female #	1	1	0	0	0	0	0	0
				Female%	100.0	100.0	0.0	0.0	0.0	0.0	0.0	0.0

Maricopa County Community College District

Paradise Valley Community College

Snapshot Date: 09/30/2017

Workforce Analysis

Organizational Unit: Comm,Reading,ASL,Edu

Job Code	JobTitle	Total		Total								
		EMP	MIN	EMP	W	AA	H	A	NA	PI	2+	
8150	Reading	1	0	Male	0	0	0	0	0	0	0	0
				Female	1	1	0	0	0	0	0	0
Grand Total #		1	0	Male #	0	0	0	0	0	0	0	
Grand Total %			0.0	Male %	0.0	0.0	0.0	0.0	0.0	0.0	0.0	
				Female #	1	1	0	0	0	0	0	
				Female%	100.0	100.0	0.0	0.0	0.0	0.0	0.0	

Maricopa County Community College District

Paradise Valley Community College

Snapshot Date: 09/30/2017

Workforce Analysis

Organizational Unit: Communication-Fine Arts Div

Job Code	JobTitle	Total		Total								
		EMP	MIN	EMP	W	AA	H	A	NA	PI	2+	
4075	Temp Level 2	2	0	Male	0	0	0	0	0	0	0	0
				Female	2	2	0	0	0	0	0	0
Grand Total #		2	0	Male #	0	0	0	0	0	0	0	
Grand Total %			0.0	Male %	0.0	0.0	0.0	0.0	0.0	0.0	0.0	
				Female #	2	2	0	0	0	0	0	
				Female%	100.0	100.0	0.0	0.0	0.0	0.0	0.0	

Maricopa County Community College District

Paradise Valley Community College

Snapshot Date: 09/30/2017

Workforce Analysis

Organizational Unit: Communication-Humanities Div.

Job Code	JobTitle	Total		Total									
		EMP	MIN	EMP	W	AA	H	A	NA	PI	2+		
1459	Student Life Ldrship Prog Spec	1	1	Male	1	0	0	0	0	0	1	0	0
				Female	0	0	0	0	0	0	0	0	0
4204	Adjunct Faculty Day	5	0	Male	2	2	0	0	0	0	0	0	0
				Female	3	3	0	0	0	0	0	0	0
4205	Adjunct Faculty Evening	2	0	Male	1	1	0	0	0	0	0	0	0
				Female	1	1	0	0	0	0	0	0	0
Grand Total #		8	1	Male #	4	3	0	0	0	0	1	0	0
Grand Total %			12.5	Male %	50.0	37.5	0.0	0.0	0.0	0.0	12.5	0.0	0.0
				Female #	4	4	0	0	0	0	0	0	0
				Female%	50.0	50.0	0.0	0.0	0.0	0.0	0.0	0.0	0.0

Maricopa County Community College District

Paradise Valley Community College

Snapshot Date: 09/30/2017

Workforce Analysis

Organizational Unit: Communication-INT Trng-ASL

Job Code	JobTitle	Total		Total								
		EMP	MIN	EMP	W	AA	H	A	NA	PI	2+	
4075	Temp Level 2	1	1	Male	1	0	1	0	0	0	0	0
				Female	0	0	0	0	0	0	0	0
Grand Total #		1	1	Male #	1	0	1	0	0	0	0	0
Grand Total %			100.0	Male %	100.0	0.0	100.0	0.0	0.0	0.0	0.0	0.0
				Female #	0	0	0	0	0	0	0	0
				Female%	0.0	0.0	0.0	0.0	0.0	0.0	0.0	0.0

**Maricopa County Community College District
Paradise Valley Community College
Workforce Analysis**

Snapshot Date: 09/30/2017

Organizational Unit: Communication/Humanities Div.

Job Code	JobTitle	Total		Total								
		EMP	MIN	EMP	W	AA	H	A	NA	PI	2+	
2730	Admin Secretary III	1	0	Male	0	0	0	0	0	0	0	0
				Female	1	1	0	0	0	0	0	0
4075	Temp Level 2	2	1	Male	0	0	0	0	0	0	0	0
				Female	2	1	0	1	0	0	0	0
7180	Communication	3	1	Male	1	1	0	0	0	0	0	0
				Female	2	1	0	1	0	0	0	0
8000	Philosophy	1	0	Male	0	0	0	0	0	0	0	0
				Female	1	1	0	0	0	0	0	0
8200	Spanish	1	1	Male	1	0	0	1	0	0	0	0
				Female	0	0	0	0	0	0	0	0
8332	Humanities	1	0	Male	1	1	0	0	0	0	0	0
				Female	0	0	0	0	0	0	0	0
Grand Total #		9	3	Male #	3	2	0	1	0	0	0	0
Grand Total %			33.3	Male %	33.3	22.2	0.0	11.1	0.0	0.0	0.0	0.0
				Female #	6	4	0	2	0	0	0	0
				Female%	66.7	44.4	0.0	22.2	0.0	0.0	0.0	0.0

Maricopa County Community College District

Paradise Valley Community College

Snapshot Date: 09/30/2017

Workforce Analysis

Organizational Unit: Communication/INT Trng/ASL

Job Code	JobTitle	Total		Total								
		EMP	MIN	EMP	W	AA	H	A	NA	PI	2+	
4075	Temp Level 2	1	1	Male	0	0	0	0	0	0	0	0
				Female	1	0	0	1	0	0	0	0
Grand Total #		1	1	Male #	0	0	0	0	0	0	0	0
Grand Total %			100.0	Male %	0.0	0.0	0.0	0.0	0.0	0.0	0.0	0.0
				Female #	1	0	0	1	0	0	0	0
				Female%	100.0	0.0	0.0	100.0	0.0	0.0	0.0	0.0

Maricopa County Community College District

Paradise Valley Community College

Snapshot Date: 09/30/2017

Workforce Analysis

Organizational Unit: Communication/Performing Arts

Job Code	JobTitle	Total		Total								
		EMP	MIN	EMP	W	AA	H	A	NA	PI	2+	
4075	Temp Level 2	1	1	Male	1	0	0	1	0	0	0	0
				Female	0	0	0	0	0	0	0	
Grand Total #		1	1	Male #	1	0	0	1	0	0	0	0
Grand Total %			100.0	Male %	100.0	0.0	0.0	100.0	0.0	0.0	0.0	0.0
				Female #	0	0	0	0	0	0	0	0
				Female%	0.0	0.0	0.0	0.0	0.0	0.0	0.0	0.0

Maricopa County Community College District

Paradise Valley Community College

Snapshot Date: 09/30/2017

Workforce Analysis

Organizational Unit: Community Development Sites

Job Code	JobTitle	Total		Total								
		EMP	MIN	EMP	W	AA	H	A	NA	PI	2+	
4060	Educational Dev Non Faculty	2	0	Male	2	2	0	0	0	0	0	0
				Female	0	0	0	0	0	0	0	0
Grand Total #		2	0	Male #	2	2	0	0	0	0	0	
Grand Total %			0.0	Male %	100.0	100.0	0.0	0.0	0.0	0.0	0.0	
				Female #	0	0	0	0	0	0	0	
				Female%	0.0	0.0	0.0	0.0	0.0	0.0	0.0	

Maricopa County Community College District

Paradise Valley Community College

Snapshot Date: 09/30/2017

Workforce Analysis

Organizational Unit: Comp Creative Writing and Lit

Job Code	JobTitle	Total		Total								
		EMP	MIN	EMP	W	AA	H	A	NA	PI	2+	
4037	Student Lrning Facilitator II	2	1	Male	0	0	0	0	0	0	0	0
				Female	2	1	0	0	1	0	0	0
4076	Temp Level 3	29	9	Male	12	6	2	3	1	0	0	0
				Female	17	14	1	1	0	1	0	0
Grand Total #		31	10	Male #	12	6	2	3	1	0	0	0
Grand Total %			32.3	Male %	38.7	19.4	6.5	9.7	3.2	0.0	0.0	0.0
				Female #	19	15	1	1	1	1	0	0
				Female%	61.3	48.4	3.2	3.2	3.2	3.2	0.0	0.0

Maricopa County Community College District

Paradise Valley Community College

Snapshot Date: 09/30/2017

Workforce Analysis

Organizational Unit: Computer Commons

Job Code	JobTitle	Total		Total								
		EMP	MIN	EMP	W	AA	H	A	NA	PI	2+	
2750	Lead Computer Process Lab Tech	1	1	Male	0	0	0	0	0	0	0	0
				Female	1	0	1	0	0	0	0	0
819	Information Svcs Computer Tech	1	0	Male	0	0	0	0	0	0	0	
				Female	1	1	0	0	0	0	0	
966	Mgr Help Desk	1	0	Male	1	1	0	0	0	0	0	
				Female	0	0	0	0	0	0	0	
Grand Total #		3	1	Male #	1	1	0	0	0	0	0	
Grand Total %			33.3	Male %	33.3	33.3	0.0	0.0	0.0	0.0	0.0	
				Female #	2	1	1	0	0	0	0	
				Female%	66.7	33.3	33.3	0.0	0.0	0.0	0.0	

Maricopa County Community College District

Paradise Valley Community College

Workforce Analysis

Snapshot Date: 09/30/2017

Organizational Unit: Computer Information Systems

Job Code	JobTitle	Total		Total								
		EMP	MIN	EMP	W	AA	H	A	NA	PI	2+	
1380	Programmer	1	0	Male	1	1	0	0	0	0	0	0
				Female	0	0	0	0	0	0	0	0
4204	Adjunct Faculty Day	5	0	Male	1	1	0	0	0	0	0	0
				Female	4	4	0	0	0	0	0	0
4205	Adjunct Faculty Evening	1	0	Male	1	1	0	0	0	0	0	0
				Female	0	0	0	0	0	0	0	0
Grand Total #		7	0	Male #	3	3	0	0	0	0	0	0
Grand Total %			0.0	Male %	42.9	42.9	0.0	0.0	0.0	0.0	0.0	0.0
				Female #	4	4	0	0	0	0	0	0
				Female%	57.1	57.1	0.0	0.0	0.0	0.0	0.0	0.0

Maricopa County Community College District

Paradise Valley Community College

Snapshot Date: 09/30/2017

Workforce Analysis

Organizational Unit: Counseling

Job Code	JobTitle	Total		Total									
		EMP	MIN	EMP	W	AA	H	A	NA	PI	2+		
2730	Admin Secretary III	1	0	Male	0	0	0	0	0	0	0	0	0
				Female	1	1	0	0	0	0	0	0	0
4025	Service Fac Hrly Day	1	0	Male	0	0	0	0	0	0	0	0	0
				Female	1	1	0	0	0	0	0	0	0
4204	Adjunct Faculty Day	6	0	Male	1	1	0	0	0	0	0	0	0
				Female	5	5	0	0	0	0	0	0	0
4205	Adjunct Faculty Evening	4	1	Male	0	0	0	0	0	0	0	0	0
				Female	4	3	1	0	0	0	0	0	0
4212	Service Fac Adjunct Day	1	1	Male	0	0	0	0	0	0	0	0	0
				Female	1	0	0	1	0	0	0	0	0
7200	Counselor	3	1	Male	0	0	0	0	0	0	0	0	0
				Female	3	2	0	1	0	0	0	0	0
7260	Counseling Guidance	1	0	Male	0	0	0	0	0	0	0	0	0
				Female	1	1	0	0	0	0	0	0	0
Grand Total #		17	3	Male #	1	1	0	0	0	0	0	0	0
Grand Total %			17.6	Male %	5.9	5.9	0.0	0.0	0.0	0.0	0.0	0.0	0.0
				Female #	16	13	1	2	0	0	0	0	0
				Female%	94.1	76.5	5.9	11.8	0.0	0.0	0.0	0.0	0.0

**Maricopa County Community College District
Paradise Valley Community College
Workforce Analysis**

Snapshot Date: 09/30/2017

Organizational Unit: Criminal Jus,ER Response&Legal

Job Code	JobTitle	Total		Total								
		EMP	MIN	EMP	W	AA	H	A	NA	PI	2+	
4081	Temp MAT Equiv Grade 17	1	0	Male	0	0	0	0	0	0	0	0
				Female	1	1	0	0	0	0	0	
4106	EMT Lab Tutor Paramdc Cert	27	6	Male	22	16	2	2	2	0	0	0
				Female	5	5	0	0	0	0	0	
4109	Paramedic Class Lab Tutor	15	4	Male	11	8	1	2	0	0	0	0
				Female	4	3	0	1	0	0	0	
4205	Adjunct Faculty Evening	3	2	Male	3	1	0	2	0	0	0	0
				Female	0	0	0	0	0	0	0	
7310	Emergency Medical Tech	1	1	Male	1	0	0	1	0	0	0	0
				Female	0	0	0	0	0	0	0	
Grand Total #		47	13	Male #	37	25	3	7	2	0	0	0
Grand Total %			27.7	Male %	78.7	53.2	6.4	14.9	4.3	0.0	0.0	0.0
				Female #	10	9	0	1	0	0	0	0
				Female%	21.3	19.1	0.0	2.1	0.0	0.0	0.0	0.0

Maricopa County Community College District

Paradise Valley Community College

Workforce Analysis

Snapshot Date: 09/30/2017

Organizational Unit: Ctr Crrcim/Trnsfr Articulation

Job Code	JobTitle	Total		Total								
		EMP	MIN	EMP	W	AA	H	A	NA	PI	2+	
4075	Temp Level 2	1	0	Male	1	1	0	0	0	0	0	0
				Female	0	0	0	0	0	0	0	0
Grand Total #		1	0	Male #	1	1	0	0	0	0	0	
Grand Total %			0.0	Male %	100.0	100.0	0.0	0.0	0.0	0.0	0.0	
				Female #	0	0	0	0	0	0	0	
				Female%	0.0	0.0	0.0	0.0	0.0	0.0	0.0	

Maricopa County Community College District

Paradise Valley Community College

Snapshot Date: 09/30/2017

Workforce Analysis

Organizational Unit: Ctr for Teach,Lng, Engagement2

Job Code	JobTitle	Total		Total								
		EMP	MIN	EMP	W	AA	H	A	NA	PI	2+	
7480	Librarian	1	1	Male	0	0	0	0	0	0	0	0
				Female	1	0	0	1	0	0	0	0
Grand Total #		1	1	Male #	0	0	0	0	0	0	0	0
Grand Total %			100.0	Male %	0.0	0.0	0.0	0.0	0.0	0.0	0.0	0.0
				Female #	1	0	0	1	0	0	0	0
				Female%	100.0	0.0	0.0	100.0	0.0	0.0	0.0	0.0

Maricopa County Community College District

Paradise Valley Community College

Snapshot Date: 09/30/2017

Workforce Analysis

Organizational Unit: Dean of Instruction

Job Code	JobTitle	Total		Total								
		EMP	MIN	EMP	W	AA	H	A	NA	PI	2+	
146	Dir Early Outreach Prog	1	1	Male	0	0	0	0	0	0	0	0
				Female	1	0	0	1	0	0	0	0
925	Dir Learning Ctr	1	0	Male	0	0	0	0	0	0	0	0
				Female	1	1	0	0	0	0	0	0
Grand Total #		2	1	Male #	0	0	0	0	0	0	0	0
Grand Total %			50.0	Male %	0.0	0.0	0.0	0.0	0.0	0.0	0.0	0.0
				Female #	2	1	0	1	0	0	0	0
				Female%	100.0	50.0	0.0	50.0	0.0	0.0	0.0	0.0

Maricopa County Community College District

Paradise Valley Community College

Workforce Analysis

Snapshot Date: 09/30/2017

Organizational Unit: Dean of Students-Enrollment

Job Code	JobTitle	Total		Total								
		EMP	MIN	EMP	W	AA	H	A	NA	PI	2+	
445	Assoc Dean	1	1	Male	1	0	0	1	0	0	0	0
				Female	0	0	0	0	0	0	0	
Grand Total #		1	1	Male #	1	0	0	1	0	0	0	0
Grand Total %			100.0	Male %	100.0	0.0	0.0	100.0	0.0	0.0	0.0	0.0
				Female #	0	0	0	0	0	0	0	0
				Female%	0.0	0.0	0.0	0.0	0.0	0.0	0.0	0.0

Maricopa County Community College District

Paradise Valley Community College

Snapshot Date: 09/30/2017

Workforce Analysis

Organizational Unit: Desktop Media Support

Job Code	JobTitle	Total		Total								
		EMP	MIN	EMP	W	AA	H	A	NA	PI	2+	
2707	Client Support Analyst	1	0	Male	1	1	0	0	0	0	0	0
				Female	0	0	0	0	0	0	0	0
Grand Total #		1	0	Male #	1	1	0	0	0	0	0	0
Grand Total %			0.0	Male %	100.0	100.0	0.0	0.0	0.0	0.0	0.0	0.0
				Female #	0	0	0	0	0	0	0	0
				Female%	0.0	0.0	0.0	0.0	0.0	0.0	0.0	0.0

**Maricopa County Community College District
Paradise Valley Community College
Workforce Analysis**

Snapshot Date: 09/30/2017

Organizational Unit: Early Childhood Ed

Job Code	JobTitle	Total		Total								
		EMP	MIN	EMP	W	AA	H	A	NA	PI	2+	
4204	Adjunct Faculty Day	1	0	Male	0	0	0	0	0	0	0	0
				Female	1	1	0	0	0	0	0	0
Grand Total #		1	0	Male #	0	0	0	0	0	0	0	0
Grand Total %			0.0	Male %	0.0	0.0	0.0	0.0	0.0	0.0	0.0	0.0
				Female #	1	1	0	0	0	0	0	0
				Female%	100.0	100.0	0.0	0.0	0.0	0.0	0.0	0.0

Maricopa County Community College District

Paradise Valley Community College

Snapshot Date: 09/30/2017

Workforce Analysis

Organizational Unit: Educational Cntr-Inst

Job Code	JobTitle	Total		Total								
		EMP	MIN	EMP	W	AA	H	A	NA	PI	2+	
4077	Temp MAT Equiv Grade 13	9	2	Male	3	2	0	1	0	0	0	0
				Female	6	5	0	0	1	0	0	0
Grand Total #		9	2	Male #	3	2	0	1	0	0	0	0
Grand Total %			22.2	Male %	33.3	22.2	0.0	11.1	0.0	0.0	0.0	0.0
				Female #	6	5	0	0	1	0	0	0
				Female%	66.7	55.6	0.0	0.0	11.1	0.0	0.0	0.0

Maricopa County Community College District

Paradise Valley Community College

Snapshot Date: 09/30/2017

Workforce Analysis

Organizational Unit: Educational Specialized Svcs

Job Code	JobTitle	Total		Total								
		EMP	MIN	EMP	W	AA	H	A	NA	PI	2+	
4354	Educ Dev Pro Gro Proj Sum Com	2	0	Male	0	0	0	0	0	0	0	0
				Female	2	2	0	0	0	0	0	0
Grand Total #		2	0	Male #	0	0	0	0	0	0	0	
Grand Total %			0.0	Male %	0.0	0.0	0.0	0.0	0.0	0.0	0.0	
				Female #	2	2	0	0	0	0	0	
				Female%	100.0	100.0	0.0	0.0	0.0	0.0	0.0	

**Maricopa County Community College District
Paradise Valley Community College
Workforce Analysis**

Snapshot Date: 09/30/2017

Organizational Unit: Emergency Medi Technology

Job Code	JobTitle	Total		Total								
		EMP	MIN	EMP	W	AA	H	A	NA	PI	2+	
4106	EMT Lab Tutor Paramdc Cert	2	0	Male	2	2	0	0	0	0	0	0
				Female	0	0	0	0	0	0	0	0
4109	Paramedic Class Lab Tutor	2	0	Male	2	2	0	0	0	0	0	0
				Female	0	0	0	0	0	0	0	0
4204	Adjunct Faculty Day	6	1	Male	6	5	0	1	0	0	0	0
				Female	0	0	0	0	0	0	0	0
4205	Adjunct Faculty Evening	3	0	Male	3	3	0	0	0	0	0	0
				Female	0	0	0	0	0	0	0	0
Grand Total #		13	1	Male #	13	12	0	1	0	0	0	0
Grand Total %			7.7	Male %	100.0	92.3	0.0	7.7	0.0	0.0	0.0	0.0
				Female #	0	0	0	0	0	0	0	0
				Female%	0.0	0.0	0.0	0.0	0.0	0.0	0.0	0.0

Maricopa County Community College District

Paradise Valley Community College

Snapshot Date: 09/30/2017

Workforce Analysis

Organizational Unit: Emergency Medical Tech

Job Code	JobTitle	Total		Total								
		EMP	MIN	EMP	W	AA	H	A	NA	PI	2+	
4105	EMT Lab Tutor EMT Cert	20	7	Male	15	8	3	3	0	1	0	0
				Female	5	5	0	0	0	0	0	0
Grand Total #		20	7	Male #	15	8	3	3	0	1	0	0
Grand Total %			35.0	Male %	75.0	40.0	15.0	15.0	0.0	5.0	0.0	0.0
				Female #	5	5	0	0	0	0	0	0
				Female%	25.0	25.0	0.0	0.0	0.0	0.0	0.0	0.0

**Maricopa County Community College District
Paradise Valley Community College
Workforce Analysis**

Snapshot Date: 09/30/2017

Organizational Unit: EMT-Fire Science

Job Code	JobTitle	Total		Total								
		EMP	MIN	EMP	W	AA	H	A	NA	PI	2+	
4107	Fire Academy Lab Tutor	31	6	Male	27	21	2	4	0	0	0	0
				Female	4	4	0	0	0	0	0	0
4108	Fire Recruit Instructor	7	1	Male	7	6	0	1	0	0	0	0
				Female	0	0	0	0	0	0	0	0
4368	Fire Equipment Operator	8	1	Male	7	6	0	1	0	0	0	0
				Female	1	1	0	0	0	0	0	0
Grand Total #		46	8	Male #	41	33	2	6	0	0	0	0
Grand Total %			17.4	Male %	89.1	71.7	4.3	13.0	0.0	0.0	0.0	0.0
				Female #	5	5	0	0	0	0	0	0
				Female%	10.9	10.9	0.0	0.0	0.0	0.0	0.0	0.0

**Maricopa County Community College District
Paradise Valley Community College
Workforce Analysis**

Snapshot Date: 09/30/2017

Organizational Unit: English Division

Job Code	JobTitle	Total		Total									
		EMP	MIN	EMP	W	AA	H	A	NA	PI	2+		
4037	Student Lrning Facilitator II	1	0	Male	0	0	0	0	0	0	0	0	0
				Female	1	1	0	0	0	0	0	0	0
4204	Adjunct Faculty Day	6	0	Male	2	2	0	0	0	0	0	0	0
				Female	4	4	0	0	0	0	0	0	0
4205	Adjunct Faculty Evening	5	1	Male	2	2	0	0	0	0	0	0	0
				Female	3	2	0	1	0	0	0	0	0
7320	English	12	2	Male	5	4	0	1	0	0	0	0	0
				Female	7	6	0	0	0	1	0	0	0
7776	English ESL	2	0	Male	1	1	0	0	0	0	0	0	0
				Female	1	1	0	0	0	0	0	0	0
8150	Reading	3	1	Male	0	0	0	0	0	0	0	0	0
				Female	3	2	0	1	0	0	0	0	0
Grand Total #		29	4	Male #	10	9	0	1	0	0	0	0	
Grand Total %			13.8	Male %	34.5	31.0	0.0	3.4	0.0	0.0	0.0	0.0	
				Female #	19	16	0	2	0	1	0	0	
				Female%	65.5	55.2	0.0	6.9	0.0	3.4	0.0	0.0	

Maricopa County Community College District

Paradise Valley Community College

Snapshot Date: 09/30/2017

Workforce Analysis

Organizational Unit: English-Reading-Journalism

Job Code	JobTitle	Total		Total								
		EMP	MIN	EMP	W	AA	H	A	NA	PI	2+	
4204	Adjunct Faculty Day	1	0	Male	0	0	0	0	0	0	0	0
				Female	1	1	0	0	0	0	0	0
Grand Total #		1	0	Male #	0	0	0	0	0	0	0	0
Grand Total %			0.0	Male %	0.0	0.0	0.0	0.0	0.0	0.0	0.0	0.0
				Female #	1	1	0	0	0	0	0	0
				Female%	100.0	100.0	0.0	0.0	0.0	0.0	0.0	0.0

Maricopa County Community College District

Paradise Valley Community College

Workforce Analysis

Snapshot Date: 09/30/2017

Organizational Unit: Exercise Science

Job Code	JobTitle	Total		Total								
		EMP	MIN	EMP	W	AA	H	A	NA	PI	2+	
4205	Adjunct Faculty Evening	1	0	Male	0	0	0	0	0	0	0	0
				Female	1	1	0	0	0	0	0	0
Grand Total #		1	0	Male #	0	0	0	0	0	0	0	0
Grand Total %			0.0	Male %	0.0	0.0	0.0	0.0	0.0	0.0	0.0	0.0
				Female #	1	1	0	0	0	0	0	0
				Female%	100.0	100.0	0.0	0.0	0.0	0.0	0.0	0.0

Maricopa County Community College District

Paradise Valley Community College

Snapshot Date: 09/30/2017

Workforce Analysis

Organizational Unit: Facilities Management

Job Code	JobTitle	Total		Total								
		EMP	MIN	EMP	W	AA	H	A	NA	PI	2+	
4560	HVAC Maint Tech	1	0	Male	1	1	0	0	0	0	0	0
				Female	0	0	0	0	0	0	0	0
Grand Total #		1	0	Male #	1	1	0	0	0	0	0	0
Grand Total %			0.0	Male %	100.0	100.0	0.0	0.0	0.0	0.0	0.0	0.0
				Female #	0	0	0	0	0	0	0	0
				Female%	0.0	0.0	0.0	0.0	0.0	0.0	0.0	0.0

Maricopa County Community College District

Paradise Valley Community College

Workforce Analysis

Snapshot Date: 09/30/2017

Organizational Unit: Fin Aid Office

Job Code	JobTitle	Total		Total								
		EMP	MIN	EMP	W	AA	H	A	NA	PI	2+	
2570	Financial Aid Tech II	1	0	Male	0	0	0	0	0	0	0	0
				Female	1	1	0	0	0	0	0	0
Grand Total #		1	0	Male #	0	0	0	0	0	0	0	0
Grand Total %			0.0	Male %	0.0	0.0	0.0	0.0	0.0	0.0	0.0	0.0
				Female #	1	1	0	0	0	0	0	0
				Female%	100.0	100.0	0.0	0.0	0.0	0.0	0.0	0.0

Maricopa County Community College District

Paradise Valley Community College

Snapshot Date: 09/30/2017

Workforce Analysis

Organizational Unit: Financial Aid

Job Code	JobTitle	Total		Total									
		EMP	MIN	EMP	W	AA	H	A	NA	PI	2+		
1458	Coord Student Svcs	2	1	Male	2	1	0	0	0	0	1	0	0
				Female	0	0	0	0	0	0	0	0	0
Grand Total #		2	1	Male #	2	1	0	0	0	1	0	0	
Grand Total %			50.0	Male %	100.0	50.0	0.0	0.0	0.0	50.0	0.0	0.0	
				Female #	0	0	0	0	0	0	0	0	
				Female%	0.0	0.0	0.0	0.0	0.0	0.0	0.0	0.0	

**Maricopa County Community College District
Paradise Valley Community College
Workforce Analysis**

Snapshot Date: 09/30/2017

Organizational Unit: Fine & Performing Arts Div.

Job Code	JobTitle	Total		Total								
		EMP	MIN	EMP	W	AA	H	A	NA	PI	2+	
4204	Adjunct Faculty Day	15	1	Male	9	9	0	0	0	0	0	0
				Female	6	5	0	0	1	0	0	0
4205	Adjunct Faculty Evening	8	2	Male	3	3	0	0	0	0	0	0
				Female	5	3	0	1	1	0	0	0
4350	Advisor Activity Activities	1	0	Male	1	1	0	0	0	0	0	0
				Female	0	0	0	0	0	0	0	0
6545	Theatre	1	0	Male	0	0	0	0	0	0	0	0
				Female	1	1	0	0	0	0	0	0
7040	Art	2	0	Male	1	1	0	0	0	0	0	0
				Female	1	1	0	0	0	0	0	0
7550	Music	1	0	Male	1	1	0	0	0	0	0	0
				Female	0	0	0	0	0	0	0	0
7551	Music Humanities	1	0	Male	1	1	0	0	0	0	0	0
				Female	0	0	0	0	0	0	0	0
8396	Dance	1	1	Male	0	0	0	0	0	0	0	0
				Female	1	0	0	1	0	0	0	0
8483	Art History	1	0	Male	0	0	0	0	0	0	0	0
				Female	1	1	0	0	0	0	0	0
Grand Total #		31	4	Male #	16	16	0	0	0	0	0	0
Grand Total %			12.9	Male %	51.6	51.6	0.0	0.0	0.0	0.0	0.0	0.0
				Female #	15	11	0	2	2	0	0	0
				Female%	48.4	35.5	0.0	6.5	6.5	0.0	0.0	0.0

Maricopa County Community College District

Paradise Valley Community College

Snapshot Date: 09/30/2017

Workforce Analysis

Organizational Unit: Fine Arts Div

Job Code	JobTitle	Total		Total								
		EMP	MIN	EMP	W	AA	H	A	NA	PI	2+	
3005	Theatre Tech	1	0	Male	1	1	0	0	0	0	0	0
				Female	0	0	0	0	0	0	0	0
		Grand Total #	1	0	Male #	1	1	0	0	0	0	0
		Grand Total %		0.0	Male %	100.0	100.0	0.0	0.0	0.0	0.0	0.0
					Female #	0	0	0	0	0	0	0
					Female%	0.0	0.0	0.0	0.0	0.0	0.0	0.0

**Maricopa County Community College District
Paradise Valley Community College
Workforce Analysis**

Snapshot Date: 09/30/2017

Organizational Unit: Fire Science

Job Code	JobTitle	Total		Total								
		EMP	MIN	EMP	W	AA	H	A	NA	PI	2+	
4108	Fire Recruit Instructor	4	0	Male	4	4	0	0	0	0	0	0
				Female	0	0	0	0	0	0	0	0
4204	Adjunct Faculty Day	2	0	Male	2	2	0	0	0	0	0	0
				Female	0	0	0	0	0	0	0	0
4205	Adjunct Faculty Evening	4	1	Male	4	3	0	1	0	0	0	0
				Female	0	0	0	0	0	0	0	0
Grand Total #		10	1	Male #	10	9	0	1	0	0	0	0
Grand Total %			10.0	Male %	100.0	90.0	0.0	10.0	0.0	0.0	0.0	0.0
				Female #	0	0	0	0	0	0	0	0
				Female%	0.0	0.0	0.0	0.0	0.0	0.0	0.0	0.0

Maricopa County Community College District

Paradise Valley Community College

Snapshot Date: 09/30/2017

Workforce Analysis

Organizational Unit: Fitness & Wellness

Job Code	JobTitle	Total		Total								
		EMP	MIN	EMP	W	AA	H	A	NA	PI	2+	
4204	Adjunct Faculty Day	1	0	Male	0	0	0	0	0	0	0	0
				Female	1	1	0	0	0	0	0	0
Grand Total #		1	0	Male #	0	0	0	0	0	0	0	0
Grand Total %			0.0	Male %	0.0	0.0	0.0	0.0	0.0	0.0	0.0	0.0
				Female #	1	1	0	0	0	0	0	0
				Female%	100.0	100.0	0.0	0.0	0.0	0.0	0.0	0.0

Maricopa County Community College District

Paradise Valley Community College

Snapshot Date: 09/30/2017

Workforce Analysis

Organizational Unit: Foreign Language

Job Code	JobTitle	Total		Total								
		EMP	MIN	EMP	W	AA	H	A	NA	PI	2+	
4204	Adjunct Faculty Day	2	1	Male	1	0	0	0	1	0	0	0
				Female	1	1	0	0	0	0	0	0
4205	Adjunct Faculty Evening	1	0	Male	0	0	0	0	0	0	0	0
				Female	1	1	0	0	0	0	0	0
Grand Total #		3	1	Male #	1	0	0	0	1	0	0	0
Grand Total %			33.3	Male %	33.3	0.0	0.0	0.0	33.3	0.0	0.0	0.0
				Female #	2	2	0	0	0	0	0	0
				Female%	66.7	66.7	0.0	0.0	0.0	0.0	0.0	0.0

Maricopa County Community College District
Paradise Valley Community College
Workforce Analysis

Snapshot Date: 09/30/2017

Organizational Unit: Health & Exercise Science Div.

Job Code	JobTitle	Total		Total								
		EMP	MIN	EMP	W	AA	H	A	NA	PI	2+	
1101	Mgr Fitness Wellness	1	1	Male	0	0	0	0	0	0	0	0
				Female	1	0	0	1	0	0	0	0
2785	Office Coord II	1	0	Male	0	0	0	0	0	0	0	0
				Female	1	1	0	0	0	0	0	0
4028	Substitute Pay Day Inst	1	0	Male	0	0	0	0	0	0	0	0
				Female	1	1	0	0	0	0	0	0
4029	Substitute Pay Evening Inst	1	1	Male	0	0	0	0	0	0	0	0
				Female	1	0	0	1	0	0	0	0
4109	Paramedic Class Lab Tutor	1	0	Male	1	1	0	0	0	0	0	0
				Female	0	0	0	0	0	0	0	0
4204	Adjunct Faculty Day	19	1	Male	7	7	0	0	0	0	0	0
				Female	12	11	0	1	0	0	0	0
4205	Adjunct Faculty Evening	11	3	Male	3	1	0	1	1	0	0	0
				Female	8	7	0	1	0	0	0	0
7310	Emergency Medical Tech	1	0	Male	1	1	0	0	0	0	0	0
				Female	0	0	0	0	0	0	0	0
7600	Physical Education	1	0	Male	1	1	0	0	0	0	0	0
				Female	0	0	0	0	0	0	0	0
8056	Fire Science EMT	1	0	Male	1	1	0	0	0	0	0	0
				Female	0	0	0	0	0	0	0	0
8421	Nutrition	2	1	Male	0	0	0	0	0	0	0	0
				Female	2	1	0	1	0	0	0	0
Grand Total #		40	7	Male #	14	12	0	1	1	0	0	0
Grand Total %			17.5	Male %	35.0	30.0	0.0	2.5	2.5	0.0	0.0	0.0
				Female #	26	21	0	5	0	0	0	0
				Female%	65.0	52.5	0.0	12.5	0.0	0.0	0.0	0.0

Maricopa County Community College District

Paradise Valley Community College

Snapshot Date: 09/30/2017

Workforce Analysis

Organizational Unit: Health Sciences

Job Code	JobTitle	Total		Total									
		EMP	MIN	EMP	W	AA	H	A	NA	PI	2+		
8469	Health Svcs	2	1	Male	1	0	1	0	0	0	0	0	0
				Female	1	1	0	0	0	0	0	0	0
Grand Total #		2	1	Male #	1	0	1	0	0	0	0	0	
Grand Total %			50.0	Male %	50.0	0.0	50.0	0.0	0.0	0.0	0.0	0.0	
				Female #	1	1	0	0	0	0	0	0	
				Female%	50.0	50.0	0.0	0.0	0.0	0.0	0.0	0.0	

Maricopa County Community College District

Paradise Valley Community College

Snapshot Date: 09/30/2017

Workforce Analysis

Organizational Unit: Helpdesk

Job Code	JobTitle	Total		Total								
		EMP	MIN	EMP	W	AA	H	A	NA	PI	2+	
2707	Client Support Analyst	1	1	Male	0	0	0	0	0	0	0	0
				Female	1	0	0	1	0	0	0	0
Grand Total #		1	1	Male #	0	0	0	0	0	0	0	0
Grand Total %			100.0	Male %	0.0	0.0	0.0	0.0	0.0	0.0	0.0	0.0
				Female #	1	0	0	1	0	0	0	0
				Female%	100.0	0.0	0.0	100.0	0.0	0.0	0.0	0.0

Maricopa County Community College District

Paradise Valley Community College

Snapshot Date: 09/30/2017

Workforce Analysis

Organizational Unit: Industrial Technology

Job Code	JobTitle	Total		Total								
		EMP	MIN	EMP	W	AA	H	A	NA	PI	2+	
2730	Admin Secretary III	1	0	Male	0	0	0	0	0	0	0	0
				Female	1	1	0	0	0	0	0	0
Grand Total #		1	0	Male #	0	0	0	0	0	0	0	0
Grand Total %			0.0	Male %	0.0	0.0	0.0	0.0	0.0	0.0	0.0	0.0
				Female #	1	1	0	0	0	0	0	0
				Female%	100.0	100.0	0.0	0.0	0.0	0.0	0.0	0.0

Maricopa County Community College District

Paradise Valley Community College

Workforce Analysis

Snapshot Date: 09/30/2017

Organizational Unit: Information Resources Div

Job Code	JobTitle	Total		Total								
		EMP	MIN	EMP	W	AA	H	A	NA	PI	2+	
2770	Library Asst II	1	0	Male	0	0	0	0	0	0	0	0
				Female	1	1	0	0	0	0	0	0
Grand Total #		1	0	Male #	0	0	0	0	0	0	0	0
Grand Total %			0.0	Male %	0.0	0.0	0.0	0.0	0.0	0.0	0.0	0.0
				Female #	1	1	0	0	0	0	0	0
				Female%	100.0	100.0	0.0	0.0	0.0	0.0	0.0	0.0

Maricopa County Community College District

Paradise Valley Community College

Snapshot Date: 09/30/2017

Workforce Analysis

Organizational Unit: Institutional Effectiveness

Job Code	JobTitle	Total		Total								
		EMP	MIN	EMP	W	AA	H	A	NA	PI	2+	
660	Dir Research Planning Devel	1	1	Male	1	0	0	0	1	0	0	0
				Female	0	0	0	0	0	0	0	
895	Coord Institutional Effectiven	1	0	Male	0	0	0	0	0	0	0	0
				Female	1	1	0	0	0	0	0	0
Grand Total #		2	1	Male #	1	0	0	0	1	0	0	0
Grand Total %			50.0	Male %	50.0	0.0	0.0	0.0	50.0	0.0	0.0	0.0
				Female #	1	1	0	0	0	0	0	0
				Female%	50.0	50.0	0.0	0.0	0.0	0.0	0.0	0.0

Maricopa County Community College District

Paradise Valley Community College

Snapshot Date: 09/30/2017

Workforce Analysis

Organizational Unit: Instructional - Day Reg Sem

Job Code	JobTitle	Total		Total								
		EMP	MIN	EMP	W	AA	H	A	NA	PI	2+	
4028	Substitute Pay Day Inst	1	0	Male	0	0	0	0	0	0	0	0
				Female	1	1	0	0	0	0	0	0
4205	Adjunct Faculty Evening	2	1	Male	0	0	0	0	0	0	0	0
				Female	2	1	0	1	0	0	0	0
Grand Total #		3	1	Male #	0	0	0	0	0	0	0	0
Grand Total %			33.3	Male %	0.0	0.0	0.0	0.0	0.0	0.0	0.0	0.0
				Female #	3	2	0	1	0	0	0	0
				Female%	100.0	66.7	0.0	33.3	0.0	0.0	0.0	0.0

Maricopa County Community College District

Paradise Valley Community College

Snapshot Date: 09/30/2017

Workforce Analysis

Organizational Unit: Instructional - Occ Ed

Job Code	JobTitle	Total		Total								
		EMP	MIN	EMP	W	AA	H	A	NA	PI	2+	
530	Instructional Designer	1	1	Male	0	0	0	0	0	0	0	0
				Female	1	0	0	0	1	0	0	0
Grand Total #		1	1	Male #	0	0	0	0	0	0	0	0
Grand Total %			100.0	Male %	0.0	0.0	0.0	0.0	0.0	0.0	0.0	0.0
				Female #	1	0	0	0	1	0	0	0
				Female%	100.0	0.0	0.0	0.0	100.0	0.0	0.0	0.0

Maricopa County Community College District

Paradise Valley Community College

Workforce Analysis

Snapshot Date: 09/30/2017

Organizational Unit: IT Help Desk

Job Code	JobTitle	Total		Total								
		EMP	MIN	EMP	W	AA	H	A	NA	PI	2+	
4075	Temp Level 2	2	2	Male	1	0	0	1	0	0	0	0
				Female	1	0	1	0	0	0	0	0
Grand Total #		2	2	Male #	1	0	0	1	0	0	0	0
Grand Total %			100.0	Male %	50.0	0.0	0.0	50.0	0.0	0.0	0.0	0.0
				Female #	1	0	1	0	0	0	0	0
				Female%	50.0	0.0	50.0	0.0	0.0	0.0	0.0	0.0

**Maricopa County Community College District
Paradise Valley Community College
Workforce Analysis**

Snapshot Date: 09/30/2017

Organizational Unit: IT Operations Center

Job Code	JobTitle	Total		Total								
		EMP	MIN	EMP	W	AA	H	A	NA	PI	2+	
1117	Sr Network Tech	1	0	Male	1	1	0	0	0	0	0	0
				Female	0	0	0	0	0	0	0	0
2707	Client Support Analyst	2	1	Male	1	1	0	0	0	0	0	
				Female	1	0	0	0	1	0	0	
4075	Temp Level 2	1	1	Male	0	0	0	0	0	0	0	
				Female	1	0	0	1	0	0	0	
Grand Total #		4	2	Male #	2	2	0	0	0	0	0	
Grand Total %			50.0	Male %	50.0	50.0	0.0	0.0	0.0	0.0	0.0	
				Female #	2	0	0	1	1	0	0	
				Female%	50.0	0.0	0.0	25.0	25.0	0.0	0.0	

Maricopa County Community College District

Paradise Valley Community College

Workforce Analysis

Snapshot Date: 09/30/2017

Organizational Unit: IT Tier 3 Services

Job Code	JobTitle	Total		Total								
		EMP	MIN	EMP	W	AA	H	A	NA	PI	2+	
4075	Temp Level 2	2	0	Male	0	0	0	0	0	0	0	0
				Female	2	2	0	0	0	0	0	0
Grand Total #		2	0	Male #	0	0	0	0	0	0	0	
Grand Total %			0.0	Male %	0.0	0.0	0.0	0.0	0.0	0.0	0.0	
				Female #	2	2	0	0	0	0	0	
				Female%	100.0	100.0	0.0	0.0	0.0	0.0	0.0	

Maricopa County Community College District

Paradise Valley Community College

Snapshot Date: 09/30/2017

Workforce Analysis

Organizational Unit: ITS ERP Development

Job Code	JobTitle	Total		Total								
		EMP	MIN	EMP	W	AA	H	A	NA	PI	2+	
4075	Temp Level 2	1	0	Male	0	0	0	0	0	0	0	0
				Female	1	1	0	0	0	0	0	0
Grand Total #		1	0	Male #	0	0	0	0	0	0	0	
Grand Total %			0.0	Male %	0.0	0.0	0.0	0.0	0.0	0.0	0.0	
				Female #	1	1	0	0	0	0	0	
				Female%	100.0	100.0	0.0	0.0	0.0	0.0	0.0	

**Maricopa County Community College District
Paradise Valley Community College
Workforce Analysis**

Snapshot Date: 09/30/2017

Organizational Unit: ITS Infrastructure

Job Code	JobTitle	Total		Total								
		EMP	MIN	EMP	W	AA	H	A	NA	PI	2+	
4075	Temp Level 2	1	1	Male	0	0	0	0	0	0	0	0
				Female	1	0	1	0	0	0	0	0
Grand Total #		1	1	Male #	0	0	0	0	0	0	0	0
Grand Total %			100.0	Male %	0.0	0.0	0.0	0.0	0.0	0.0	0.0	0.0
				Female #	1	0	1	0	0	0	0	0
				Female%	100.0	0.0	100.0	0.0	0.0	0.0	0.0	0.0

Maricopa County Community College District

Paradise Valley Community College

Snapshot Date: 09/30/2017

Workforce Analysis

Organizational Unit: ITS-Communication and Govern

Job Code	JobTitle	Total		Total								
		EMP	MIN	EMP	W	AA	H	A	NA	PI	2+	
4075	Temp Level 2	1	1	Male	1	0	0	1	0	0	0	0
				Female	0	0	0	0	0	0	0	
Grand Total #		1	1	Male #	1	0	0	1	0	0	0	0
Grand Total %			100.0	Male %	100.0	0.0	0.0	100.0	0.0	0.0	0.0	0.0
				Female #	0	0	0	0	0	0	0	0
				Female%	0.0	0.0	0.0	0.0	0.0	0.0	0.0	0.0

Maricopa County Community College District

Paradise Valley Community College

Workforce Analysis

Snapshot Date: 09/30/2017

Organizational Unit: Learning Assist Center

Job Code	JobTitle	Total		Total								
		EMP	MIN	EMP	W	AA	H	A	NA	PI	2+	
4075	Temp Level 2	3	2	Male	1	0	0	1	0	0	0	0
				Female	2	1	0	1	0	0	0	0
Grand Total #		3	2	Male #	1	0	0	1	0	0	0	0
Grand Total %			66.7	Male %	33.3	0.0	0.0	33.3	0.0	0.0	0.0	0.0
				Female #	2	1	0	1	0	0	0	0
				Female%	66.7	33.3	0.0	33.3	0.0	0.0	0.0	0.0

Maricopa County Community College District

Paradise Valley Community College

Snapshot Date: 09/30/2017

Workforce Analysis

Organizational Unit: Learning Enhancement Center

Job Code	JobTitle	Total		Total								
		EMP	MIN	EMP	W	AA	H	A	NA	PI	2+	
4075	Temp Level 2	1	1	Male	1	0	0	1	0	0	0	0
				Female	0	0	0	0	0	0	0	
Grand Total #		1	1	Male #	1	0	0	1	0	0	0	0
Grand Total %			100.0	Male %	100.0	0.0	0.0	100.0	0.0	0.0	0.0	0.0
				Female #	0	0	0	0	0	0	0	0
				Female%	0.0	0.0	0.0	0.0	0.0	0.0	0.0	0.0

Maricopa County Community College District

Paradise Valley Community College

Workforce Analysis

Snapshot Date: 09/30/2017

Organizational Unit: Learning Support Center

Job Code	JobTitle	Total		Total								
		EMP	MIN	EMP	W	AA	H	A	NA	PI	2+	
2970	Office Coord I	1	0	Male	0	0	0	0	0	0	0	0
				Female	1	1	0	0	0	0	0	0
Grand Total #		1	0	Male #	0	0	0	0	0	0	0	0
Grand Total %			0.0	Male %	0.0	0.0	0.0	0.0	0.0	0.0	0.0	0.0
				Female #	1	1	0	0	0	0	0	0
				Female%	100.0	100.0	0.0	0.0	0.0	0.0	0.0	0.0

Maricopa County Community College District

Paradise Valley Community College

Workforce Analysis

Snapshot Date: 09/30/2017

Organizational Unit: Legal Services

Job Code	JobTitle	Total		Total								
		EMP	MIN	EMP	W	AA	H	A	NA	PI	2+	
4075	Temp Level 2	1	1	Male	0	0	0	0	0	0	0	0
				Female	1	0	0	1	0	0	0	0
		Grand Total #	1	1	Male #	0	0	0	0	0	0	0
		Grand Total %		100.0	Male %	0.0	0.0	0.0	0.0	0.0	0.0	0.0
					Female #	1	0	0	1	0	0	0
					Female%	100.0	0.0	0.0	100.0	0.0	0.0	0.0

Maricopa County Community College District

Paradise Valley Community College

Workforce Analysis

Snapshot Date: 09/30/2017

Organizational Unit: Legal Studies

Job Code	JobTitle	Total		Total								
		EMP	MIN	EMP	W	AA	H	A	NA	PI	2+	
4082	Temp MAT Equiv Grade 18	2	0	Male	0	0	0	0	0	0	0	0
				Female	2	2	0	0	0	0	0	0
Grand Total #		2	0	Male #	0	0	0	0	0	0	0	0
Grand Total %			0.0	Male %	0.0	0.0	0.0	0.0	0.0	0.0	0.0	0.0
				Female #	2	2	0	0	0	0	0	0
				Female%	100.0	100.0	0.0	0.0	0.0	0.0	0.0	0.0

**Maricopa County Community College District
Paradise Valley Community College
Workforce Analysis**

Snapshot Date: 09/30/2017

Organizational Unit: Library

Job Code	JobTitle	Total		Total								
		EMP	MIN	EMP	W	AA	H	A	NA	PI	2+	
2306	Admin Asst to College Pres	1	0	Male	0	0	0	0	0	0	0	0
				Female	1	1	0	0	0	0	0	0
2933	Supv Library Access Svcs	1	0	Male	0	0	0	0	0	0	0	0
				Female	1	1	0	0	0	0	0	0
4075	Temp Level 2	1	1	Male	1	0	0	1	0	0	0	0
				Female	0	0	0	0	0	0	0	0
7480	Librarian	2	2	Male	1	0	0	1	0	0	0	0
				Female	1	0	0	0	1	0	0	0
Grand Total #		5	3	Male #	2	0	0	2	0	0	0	0
Grand Total %			60.0	Male %	40.0	0.0	0.0	40.0	0.0	0.0	0.0	0.0
				Female #	3	2	0	0	1	0	0	0
				Female%	60.0	40.0	0.0	0.0	20.0	0.0	0.0	0.0

Maricopa County Community College District

Paradise Valley Community College

Snapshot Date: 09/30/2017

Workforce Analysis

Organizational Unit: Library Operations

Job Code	JobTitle	Total		Total								
		EMP	MIN	EMP	W	AA	H	A	NA	PI	2+	
2770	Library Asst II	2	0	Male	0	0	0	0	0	0	0	0
				Female	2	2	0	0	0	0	0	0
Grand Total #		2	0	Male #	0	0	0	0	0	0	0	
Grand Total %			0.0	Male %	0.0	0.0	0.0	0.0	0.0	0.0	0.0	
				Female #	2	2	0	0	0	0	0	
				Female%	100.0	100.0	0.0	0.0	0.0	0.0	0.0	

Maricopa County Community College District

Paradise Valley Community College

Workforce Analysis

Snapshot Date: 09/30/2017

Organizational Unit: Library Public Services

Job Code	JobTitle	Total		Total									
		EMP	MIN	EMP	W	AA	H	A	NA	PI	2+		
4075	Temp Level 2	1	0	Male	1	1	0	0	0	0	0	0	0
				Female	0	0	0	0	0	0	0	0	0
Grand Total #		1	0	Male #	1	1	0	0	0	0	0	0	0
Grand Total %			0.0	Male %	100.0	100.0	0.0	0.0	0.0	0.0	0.0	0.0	0.0
				Female #	0	0	0	0	0	0	0	0	0
				Female%	0.0	0.0	0.0	0.0	0.0	0.0	0.0	0.0	0.0

Maricopa County Community College District

Paradise Valley Community College

Snapshot Date: 09/30/2017

Workforce Analysis

Organizational Unit: Library Resource Center

Job Code	JobTitle	Total		Total								
		EMP	MIN	EMP	W	AA	H	A	NA	PI	2+	
4027	Service Fac Hrly Evening	1	0	Male	1	1	0	0	0	0	0	0
				Female	0	0	0	0	0	0	0	0
4075	Temp Level 2	1	1	Male	0	0	0	0	0	0	0	0
				Female	1	0	1	0	0	0	0	0
Grand Total #		2	1	Male #	1	1	0	0	0	0	0	0
Grand Total %			50.0	Male %	50.0	50.0	0.0	0.0	0.0	0.0	0.0	0.0
				Female #	1	0	1	0	0	0	0	0
				Female%	50.0	0.0	50.0	0.0	0.0	0.0	0.0	0.0

Maricopa County Community College District

Paradise Valley Community College

Snapshot Date: 09/30/2017

Workforce Analysis

Organizational Unit: Library, Learning Ctr&Counsel

Job Code	JobTitle	Total		Total								
		EMP	MIN	EMP	W	AA	H	A	NA	PI	2+	
4075	Temp Level 2	2	0	Male	2	2	0	0	0	0	0	0
				Female	0	0	0	0	0	0	0	0
Grand Total #		2	0	Male #	2	2	0	0	0	0	0	
Grand Total %			0.0	Male %	100.0	100.0	0.0	0.0	0.0	0.0	0.0	
				Female #	0	0	0	0	0	0	0	
				Female%	0.0	0.0	0.0	0.0	0.0	0.0	0.0	

Maricopa County Community College District

Paradise Valley Community College

Workforce Analysis

Snapshot Date: 09/30/2017

Organizational Unit: Life Science

Job Code	JobTitle	Total		Total								
		EMP	MIN	EMP	W	AA	H	A	NA	PI	2+	
7090	Biology	8	2	Male	4	3	0	0	1	0	0	0
				Female	4	3	0	1	0	0	0	0
Grand Total #		8	2	Male #	4	3	0	0	1	0	0	0
Grand Total %			25.0	Male %	50.0	37.5	0.0	0.0	12.5	0.0	0.0	0.0
				Female #	4	3	0	1	0	0	0	0
				Female%	50.0	37.5	0.0	12.5	0.0	0.0	0.0	0.0

Maricopa County Community College District

Paradise Valley Community College

Workforce Analysis

Snapshot Date: 09/30/2017

Organizational Unit: Maintenance

Job Code	JobTitle	Total		Total								
		EMP	MIN	EMP	W	AA	H	A	NA	PI	2+	
4075	Temp Level 2	1	1	Male	1	0	0	0	1	0	0	0
				Female	0	0	0	0	0	0	0	0
		Grand Total #	1	1	Male #	1	0	0	0	1	0	0
		Grand Total %		100.0	Male %	100.0	0.0	0.0	0.0	100.0	0.0	0.0
					Female #	0	0	0	0	0	0	0
					Female%	0.0	0.0	0.0	0.0	0.0	0.0	0.0

Maricopa County Community College District

Paradise Valley Community College

Snapshot Date: 09/30/2017

Workforce Analysis

Organizational Unit: Marketing & Communication

Job Code	JobTitle	Total		Total									
		EMP	MIN	EMP	W	AA	H	A	NA	PI	2+		
4075	Temp Level 2	4	0	Male	4	4	0	0	0	0	0	0	0
				Female	0	0	0	0	0	0	0	0	0
Grand Total #		4	0	Male #	4	4	0	0	0	0	0	0	0
Grand Total %			0.0	Male %	100.0	100.0	0.0	0.0	0.0	0.0	0.0	0.0	0.0
				Female #	0	0	0	0	0	0	0	0	0
				Female%	0.0	0.0	0.0	0.0	0.0	0.0	0.0	0.0	0.0

**Maricopa County Community College District
Paradise Valley Community College
Workforce Analysis**

Snapshot Date: 09/30/2017

Organizational Unit: Marketing & Operations

Job Code	JobTitle	Total		Total								
		EMP	MIN	EMP	W	AA	H	A	NA	PI	2+	
4075	Temp Level 2	4	1	Male	3	2	0	1	0	0	0	0
				Female	1	1	0	0	0	0	0	0
Grand Total #		4	1	Male #	3	2	0	1	0	0	0	0
Grand Total %			25.0	Male %	75.0	50.0	0.0	25.0	0.0	0.0	0.0	0.0
				Female #	1	1	0	0	0	0	0	0
				Female%	25.0	25.0	0.0	0.0	0.0	0.0	0.0	0.0

**Maricopa County Community College District
Paradise Valley Community College
Workforce Analysis**

Snapshot Date: 09/30/2017

Organizational Unit: Marketing & Public Relations

Job Code	JobTitle	Total		Total								
		EMP	MIN	EMP	W	AA	H	A	NA	PI	2+	
4075	Temp Level 2	2	0	Male	2	2	0	0	0	0	0	0
				Female	0	0	0	0	0	0	0	0
Grand Total #		2	0	Male #	2	2	0	0	0	0	0	
Grand Total %			0.0	Male %	100.0	100.0	0.0	0.0	0.0	0.0	0.0	
				Female #	0	0	0	0	0	0	0	
				Female%	0.0	0.0	0.0	0.0	0.0	0.0	0.0	

Maricopa County Community College District

Paradise Valley Community College

Snapshot Date: 09/30/2017

Workforce Analysis

Organizational Unit: Marketing, Comm & Creative Svc

Job Code	JobTitle	Total		Total								
		EMP	MIN	EMP	W	AA	H	A	NA	PI	2+	
4075	Temp Level 2	1	0	Male	0	0	0	0	0	0	0	0
				Female	1	1	0	0	0	0	0	0
Grand Total #		1	0	Male #	0	0	0	0	0	0	0	0
Grand Total %			0.0	Male %	0.0	0.0	0.0	0.0	0.0	0.0	0.0	0.0
				Female #	1	1	0	0	0	0	0	0
				Female%	100.0	100.0	0.0	0.0	0.0	0.0	0.0	0.0

**Maricopa County Community College District
Paradise Valley Community College
Workforce Analysis**

Snapshot Date: 09/30/2017

Organizational Unit: Marketing, PR & Sales

Job Code	JobTitle	Total		Total								
		EMP	MIN	EMP	W	AA	H	A	NA	PI	2+	
4075	Temp Level 2	1	0	Male	0	0	0	0	0	0	0	0
				Female	1	1	0	0	0	0	0	0
Grand Total #		1	0	Male #	0	0	0	0	0	0	0	0
Grand Total %			0.0	Male %	0.0	0.0	0.0	0.0	0.0	0.0	0.0	0.0
				Female #	1	1	0	0	0	0	0	0
				Female%	100.0	100.0	0.0	0.0	0.0	0.0	0.0	0.0

**Maricopa County Community College District
Paradise Valley Community College
Workforce Analysis**

Snapshot Date: 09/30/2017

Organizational Unit: Marketing-Creative

Job Code	JobTitle	Total		Total								
		EMP	MIN	EMP	W	AA	H	A	NA	PI	2+	
4075	Temp Level 2	2	1	Male	1	1	0	0	0	0	0	0
				Female	1	0	0	0	0	1	0	0
Grand Total #		2	1	Male #	1	1	0	0	0	0	0	
Grand Total %			50.0	Male %	50.0	50.0	0.0	0.0	0.0	0.0	0.0	
				Female #	1	0	0	0	0	1	0	
				Female%	50.0	0.0	0.0	0.0	0.0	50.0	0.0	

Maricopa County Community College District

Paradise Valley Community College

Workforce Analysis

Snapshot Date: 09/30/2017

Organizational Unit: Mathematics

Job Code	JobTitle	Total		Total									
		EMP	MIN	EMP	W	AA	H	A	NA	PI	2+		
4204	Adjunct Faculty Day	1	0	Male	1	1	0	0	0	0	0	0	0
				Female	0	0	0	0	0	0	0	0	0
		Grand Total #	1	Male #	1	1	0	0	0	0	0	0	0
		Grand Total %		Male %	100.0	100.0	0.0	0.0	0.0	0.0	0.0	0.0	0.0
				Female #	0	0	0	0	0	0	0	0	0
				Female%	0.0	0.0	0.0	0.0	0.0	0.0	0.0	0.0	0.0

**Maricopa County Community College District
Paradise Valley Community College
Workforce Analysis**

Snapshot Date: 09/30/2017

Organizational Unit: Mathematics Division

Job Code	JobTitle	Total		Total								
		EMP	MIN	EMP	W	AA	H	A	NA	PI	2+	
1305	Admin Asst II	1	1	Male	0	0	0	0	0	0	0	0
				Female	1	0	0	1	0	0	0	0
4028	Substitute Pay Day Inst	1	0	Male	0	0	0	0	0	0	0	0
				Female	1	1	0	0	0	0	0	0
4204	Adjunct Faculty Day	11	1	Male	8	7	0	0	0	1	0	0
				Female	3	3	0	0	0	0	0	0
4205	Adjunct Faculty Evening	9	1	Male	2	2	0	0	0	0	0	0
				Female	7	6	1	0	0	0	0	0
7500	Mathematics	13	3	Male	5	5	0	0	0	0	0	0
				Female	8	5	1	1	1	0	0	0
Grand Total #		35	6	Male #	15	14	0	0	0	1	0	0
Grand Total %			17.1	Male %	42.9	40.0	0.0	0.0	0.0	2.9	0.0	0.0
				Female #	20	15	2	2	1	0	0	0
				Female%	57.1	42.9	5.7	5.7	2.9	0.0	0.0	0.0

Maricopa County Community College District

Paradise Valley Community College

Snapshot Date: 09/30/2017

Workforce Analysis

Organizational Unit: Mth, Sci, Engin, & Counseling

Job Code	JobTitle	Total		Total								
		EMP	MIN	EMP	W	AA	H	A	NA	PI	2+	
4036	Student Lrning Facilitator I	21	2	Male	15	14	0	0	1	0	0	0
				Female	6	5	0	0	1	0	0	0
4204	Adjunct Faculty Day	1	0	Male	1	1	0	0	0	0	0	0
				Female	0	0	0	0	0	0	0	0
Grand Total #		22	2	Male #	16	15	0	0	1	0	0	0
Grand Total %			9.1	Male %	72.7	68.2	0.0	0.0	4.5	0.0	0.0	0.0
				Female #	6	5	0	0	1	0	0	0
				Female%	27.3	22.7	0.0	0.0	4.5	0.0	0.0	0.0

Maricopa County Community College District

Paradise Valley Community College

Snapshot Date: 09/30/2017

Workforce Analysis

Organizational Unit: Music

Job Code	JobTitle	Total		Total								
		EMP	MIN	EMP	W	AA	H	A	NA	PI	2+	
4018	Music Instruction Hrly	3	0	Male	1	1	0	0	0	0	0	0
				Female	2	2	0	0	0	0	0	0
Grand Total #		3	0	Male #	1	1	0	0	0	0	0	
Grand Total %			0.0	Male %	33.3	33.3	0.0	0.0	0.0	0.0	0.0	
				Female #	2	2	0	0	0	0	0	
				Female%	66.7	66.7	0.0	0.0	0.0	0.0	0.0	

**Maricopa County Community College District
Paradise Valley Community College
Workforce Analysis**

Snapshot Date: 09/30/2017

Organizational Unit: Network Services & Operations

Job Code	JobTitle	Total		Total								
		EMP	MIN	EMP	W	AA	H	A	NA	PI	2+	
1210	Programmer Analyst II	1	0	Male	1	1	0	0	0	0	0	0
				Female	0	0	0	0	0	0	0	0
1211	Systems Admin II	1	0	Male	1	1	0	0	0	0	0	0
				Female	0	0	0	0	0	0	0	0
1351	Supv Network Svcs	1	1	Male	1	0	0	1	0	0	0	0
				Female	0	0	0	0	0	0	0	0
2633	Enterprise Systems Admin	1	0	Male	1	1	0	0	0	0	0	0
				Female	0	0	0	0	0	0	0	0
Grand Total #		4	1	Male #	4	3	0	1	0	0	0	0
Grand Total %			25.0	Male %	100.0	75.0	0.0	25.0	0.0	0.0	0.0	0.0
				Female #	0	0	0	0	0	0	0	0
				Female%	0.0	0.0	0.0	0.0	0.0	0.0	0.0	0.0

**Maricopa County Community College District
Paradise Valley Community College
Workforce Analysis**

Snapshot Date: 09/30/2017

Organizational Unit: Nursing

Job Code	JobTitle	Total		Total									
		EMP	MIN	EMP	W	AA	H	A	NA	PI	2+		
2910	Admin Secretary II	1	0	Male	0	0	0	0	0	0	0	0	0
				Female	1	1	0	0	0	0	0	0	0
4023	Non Credit Instr Hrly Other	8	1	Male	0	0	0	0	0	0	0	0	0
				Female	8	7	0	1	0	0	0	0	0
4204	Adjunct Faculty Day	2	0	Male	0	0	0	0	0	0	0	0	0
				Female	2	2	0	0	0	0	0	0	0
7386	Clinical Nursing	5	1	Male	1	1	0	0	0	0	0	0	0
				Female	4	3	1	0	0	0	0	0	0
Grand Total #		16	2	Male #	1	1	0	0	0	0	0	0	0
Grand Total %			12.5	Male %	6.3	6.3	0.0	0.0	0.0	0.0	0.0	0.0	0.0
				Female #	15	13	1	1	0	0	0	0	0
				Female%	93.8	81.3	6.3	6.3	0.0	0.0	0.0	0.0	0.0

**Maricopa County Community College District
Paradise Valley Community College
Workforce Analysis**

Snapshot Date: 09/30/2017

Organizational Unit: Office of Dean Info Technology

Job Code	JobTitle	Total		Total								
		EMP	MIN	EMP	W	AA	H	A	NA	PI	2+	
2730	Admin Secretary III	1	1	Male	0	0	0	0	0	0	0	0
				Female	1	0	0	1	0	0	0	
403	Dean	1	0	Male	1	1	0	0	0	0	0	
				Female	0	0	0	0	0	0		
564	Dir Computer Lab Instr Svcs	1	0	Male	0	0	0	0	0	0	0	
				Female	1	1	0	0	0	0		
6372	Instructional Media Developer	1	0	Male	1	1	0	0	0	0	0	
				Female	0	0	0	0	0	0		
Grand Total #		4	1	Male #	2	2	0	0	0	0	0	
Grand Total %			25.0	Male %	50.0	50.0	0.0	0.0	0.0	0.0	0.0	
				Female #	2	1	0	1	0	0	0	
				Female%	50.0	25.0	0.0	25.0	0.0	0.0	0.0	

Maricopa County Community College District

Paradise Valley Community College

Snapshot Date: 09/30/2017

Workforce Analysis

Organizational Unit: Office of the Chancellor

Job Code	JobTitle	Total		Total								
		EMP	MIN	EMP	W	AA	H	A	NA	PI	2+	
50	College President	1	0	Male	1	1	0	0	0	0	0	0
				Female	0	0	0	0	0	0	0	0
Grand Total #		1	0	Male #	1	1	0	0	0	0	0	
Grand Total %			0.0	Male %	100.0	100.0	0.0	0.0	0.0	0.0	0.0	
				Female #	0	0	0	0	0	0	0	
				Female%	0.0	0.0	0.0	0.0	0.0	0.0	0.0	

Maricopa County Community College District

Paradise Valley Community College

Snapshot Date: 09/30/2017

Workforce Analysis

Organizational Unit: Office of VP Academic Affairs

Job Code	JobTitle	Total		Total								
		EMP	MIN	EMP	W	AA	H	A	NA	PI	2+	
100	VP Academic Affairs	1	0	Male	0	0	0	0	0	0	0	0
				Female	1	1	0	0	0	0	0	0
1122	Coord Distance Learning Svc	1	0	Male	0	0	0	0	0	0	0	0
				Female	1	1	0	0	0	0	0	0
2305	Admin Asst I	1	0	Male	0	0	0	0	0	0	0	0
				Female	1	1	0	0	0	0	0	0
4060	Educational Dev Non Faculty	1	1	Male	0	0	0	0	0	0	0	0
				Female	1	0	0	0	1	0	0	0
7320	English	1	0	Male	0	0	0	0	0	0	0	0
				Female	1	1	0	0	0	0	0	0
7500	Mathematics	1	0	Male	1	1	0	0	0	0	0	0
				Female	0	0	0	0	0	0	0	0
Grand Total #		6	1	Male #	1	1	0	0	0	0	0	
Grand Total %			16.7	Male %	16.7	16.7	0.0	0.0	0.0	0.0	0.0	
				Female #	5	4	0	0	1	0	0	
				Female%	83.3	66.7	0.0	0.0	16.7	0.0	0.0	

**Maricopa County Community College District
Paradise Valley Community College
Workforce Analysis**

Snapshot Date: 09/30/2017

Organizational Unit: Office of VP Admin Services

Job Code	JobTitle	Total		Total								
		EMP	MIN	EMP	W	AA	H	A	NA	PI	2+	
166	Sr Mgr Human Resources	1	0	Male	0	0	0	0	0	0	0	0
				Female	1	1	0	0	0	0	0	0
2305	Admin Asst I	1	0	Male	0	0	0	0	0	0	0	0
				Female	1	1	0	0	0	0	0	0
403	Dean	1	0	Male	0	0	0	0	0	0	0	0
				Female	1	1	0	0	0	0	0	0
465	Dir Coll Facilities Plan Dev	1	0	Male	1	1	0	0	0	0	0	0
				Female	0	0	0	0	0	0	0	0
771	Mgr Organizational Development	1	0	Male	0	0	0	0	0	0	0	0
				Female	1	1	0	0	0	0	0	0
945	Mgr College Fiscal Svcs	1	1	Male	1	0	0	0	1	0	0	0
				Female	0	0	0	0	0	0	0	0
Grand Total #		6	1	Male #	2	1	0	0	1	0	0	0
Grand Total %			16.7	Male %	33.3	16.7	0.0	0.0	16.7	0.0	0.0	0.0
				Female #	4	4	0	0	0	0	0	0
				Female%	66.7	66.7	0.0	0.0	0.0	0.0	0.0	0.0

Maricopa County Community College District

Paradise Valley Community College

Snapshot Date: 09/30/2017

Workforce Analysis

Organizational Unit: Office of VP Student Affairs

Job Code	JobTitle	Total		Total								
		EMP	MIN	EMP	W	AA	H	A	NA	PI	2+	
590	Dir Financial Aid	1	0	Male	0	0	0	0	0	0	0	0
				Female	1	1	0	0	0	0	0	0
731	Dir Athletics	1	0	Male	0	0	0	0	0	0	0	0
				Female	1	1	0	0	0	0	0	0
Grand Total #		2	0	Male #	0	0	0	0	0	0	0	0
Grand Total %			0.0	Male %	0.0	0.0	0.0	0.0	0.0	0.0	0.0	0.0
				Female #	2	2	0	0	0	0	0	0
				Female%	100.0	100.0	0.0	0.0	0.0	0.0	0.0	0.0

Maricopa County Community College District

Paradise Valley Community College

Snapshot Date: 09/30/2017

Workforce Analysis

Organizational Unit: Performing Arts Center

Job Code	JobTitle	Total		Total								
		EMP	MIN	EMP	W	AA	H	A	NA	PI	2+	
3006	Theatre Tech Coord	1	0	Male	1	1	0	0	0	0	0	0
				Female	0	0	0	0	0	0	0	0
3007	Coord Theatre Box Office Ops	1	0	Male	0	0	0	0	0	0	0	0
				Female	1	1	0	0	0	0	0	0
Grand Total #		2	0	Male #	1	1	0	0	0	0	0	0
Grand Total %			0.0	Male %	50.0	50.0	0.0	0.0	0.0	0.0	0.0	0.0
				Female #	1	1	0	0	0	0	0	0
				Female%	50.0	50.0	0.0	0.0	0.0	0.0	0.0	0.0

Maricopa County Community College District

Paradise Valley Community College

Snapshot Date: 09/30/2017

Workforce Analysis

Organizational Unit: Philosophy

Job Code	JobTitle	Total		Total								
		EMP	MIN	EMP	W	AA	H	A	NA	PI	2+	
4204	Adjunct Faculty Day	3	0	Male	2	2	0	0	0	0	0	0
				Female	1	1	0	0	0	0	0	0
Grand Total #		3	0	Male #	2	2	0	0	0	0	0	
Grand Total %			0.0	Male %	66.7	66.7	0.0	0.0	0.0	0.0	0.0	
				Female #	1	1	0	0	0	0	0	
				Female%	33.3	33.3	0.0	0.0	0.0	0.0	0.0	

Maricopa County Community College District

Paradise Valley Community College

Snapshot Date: 09/30/2017

Workforce Analysis

Organizational Unit: Physical Education

Job Code	JobTitle	Total		Total								
		EMP	MIN	EMP	W	AA	H	A	NA	PI	2+	
4028	Substitute Pay Day Inst	1	1	Male	0	0	0	0	0	0	0	0
				Female	1	0	0	0	0	0	1	0
4205	Adjunct Faculty Evening	1	0	Male	0	0	0	0	0	0	0	0
				Female	1	1	0	0	0	0	0	0
Grand Total #		2	1	Male #	0	0	0	0	0	0	0	0
Grand Total %			50.0	Male %	0.0	0.0	0.0	0.0	0.0	0.0	0.0	0.0
				Female #	2	1	0	0	0	1	0	0
				Female%	100.0	50.0	0.0	0.0	0.0	50.0	0.0	0.0

Maricopa County Community College District

Paradise Valley Community College

Snapshot Date: 09/30/2017

Workforce Analysis

Organizational Unit: Physics, Elec, Geolgy

Job Code	JobTitle	Total		Total								
		EMP	MIN	EMP	W	AA	H	A	NA	PI	2+	
4204	Adjunct Faculty Day	1	0	Male	1	1	0	0	0	0	0	0
				Female	0	0	0	0	0	0	0	
4205	Adjunct Faculty Evening	3	1	Male	2	2	0	0	0	0	0	
				Female	1	0	0	0	1	0	0	
Grand Total #		4	1	Male #	3	3	0	0	0	0	0	
Grand Total %			25.0	Male %	75.0	75.0	0.0	0.0	0.0	0.0	0.0	
				Female #	1	0	0	0	1	0	0	
				Female%	25.0	0.0	0.0	0.0	25.0	0.0	0.0	

Maricopa County Community College District

Paradise Valley Community College

Snapshot Date: 09/30/2017

Workforce Analysis

Organizational Unit: Psychology

Job Code	JobTitle	Total		Total								
		EMP	MIN	EMP	W	AA	H	A	NA	PI	2+	
4204	Adjunct Faculty Day	6	0	Male	2	2	0	0	0	0	0	0
				Female	4	4	0	0	0	0	0	0
4205	Adjunct Faculty Evening	3	0	Male	1	1	0	0	0	0	0	0
				Female	2	2	0	0	0	0	0	0
Grand Total #		9	0	Male #	3	3	0	0	0	0	0	0
Grand Total %			0.0	Male %	33.3	33.3	0.0	0.0	0.0	0.0	0.0	0.0
				Female #	6	6	0	0	0	0	0	0
				Female%	66.7	66.7	0.0	0.0	0.0	0.0	0.0	0.0

Maricopa County Community College District

Paradise Valley Community College

Snapshot Date: 09/30/2017

Workforce Analysis

Organizational Unit: Reading

Job Code	JobTitle	Total		Total									
		EMP	MIN	EMP	W	AA	H	A	NA	PI	2+		
4204	Adjunct Faculty Day	1	0	Male	0	0	0	0	0	0	0	0	0
				Female	1	1	0	0	0	0	0	0	0
4205	Adjunct Faculty Evening	1	0	Male	0	0	0	0	0	0	0	0	0
				Female	1	1	0	0	0	0	0	0	0
Grand Total #		2	0	Male #	0	0	0	0	0	0	0	0	
Grand Total %			0.0	Male %	0.0	0.0	0.0	0.0	0.0	0.0	0.0	0.0	
				Female #	2	2	0	0	0	0	0	0	
				Female%	100.0	100.0	0.0	0.0	0.0	0.0	0.0	0.0	

Maricopa County Community College District

Paradise Valley Community College

Snapshot Date: 09/30/2017

Workforce Analysis

Organizational Unit: Recruitment

Job Code	JobTitle	Total		Total								
		EMP	MIN	EMP	W	AA	H	A	NA	PI	2+	
1457	Student Svcs Spec	1	1	Male	0	0	0	0	0	0	0	0
				Female	1	0	0	1	0	0	0	0
2970	Office Coord I	1	0	Male	0	0	0	0	0	0	0	0
				Female	1	1	0	0	0	0	0	0
Grand Total #		2	1	Male #	0	0	0	0	0	0	0	0
Grand Total %			50.0	Male %	0.0	0.0	0.0	0.0	0.0	0.0	0.0	0.0
				Female #	2	1	0	1	0	0	0	0
				Female%	100.0	50.0	0.0	50.0	0.0	0.0	0.0	0.0

Maricopa County Community College District

Paradise Valley Community College

Snapshot Date: 09/30/2017

Workforce Analysis

Organizational Unit: Science Division

Job Code	JobTitle	Total		Total								
		EMP	MIN	EMP	W	AA	H	A	NA	PI	2+	
2730	Admin Secretary III	1	0	Male	0	0	0	0	0	0	0	0
				Female	1	1	0	0	0	0	0	0
4109	Paramedic Class Lab Tutor	1	0	Male	0	0	0	0	0	0	0	0
				Female	1	1	0	0	0	0	0	0
4204	Adjunct Faculty Day	7	0	Male	3	3	0	0	0	0	0	0
				Female	4	4	0	0	0	0	0	0
4205	Adjunct Faculty Evening	4	0	Male	3	3	0	0	0	0	0	0
				Female	1	1	0	0	0	0	0	0
7130	Chemistry	3	1	Male	2	1	0	0	1	0	0	0
				Female	1	1	0	0	0	0	0	0
7380	Geology	1	0	Male	1	1	0	0	0	0	0	0
				Female	0	0	0	0	0	0	0	0
8110	Physics	1	0	Male	0	0	0	0	0	0	0	0
				Female	1	1	0	0	0	0	0	0
8126	Astronomy	1	0	Male	0	0	0	0	0	0	0	0
				Female	1	1	0	0	0	0	0	0
Grand Total #		19	1	Male #	9	8	0	0	1	0	0	0
Grand Total %			5.3	Male %	47.4	42.1	0.0	0.0	5.3	0.0	0.0	0.0
				Female #	10	10	0	0	0	0	0	0
				Female%	52.6	52.6	0.0	0.0	0.0	0.0	0.0	0.0

Maricopa County Community College District

Paradise Valley Community College

Snapshot Date: 09/30/2017

Workforce Analysis

Organizational Unit: Science Labs

Job Code	JobTitle	Total		Total								
		EMP	MIN	EMP	W	AA	H	A	NA	PI	2+	
2775	Science Lab Tech	4	0	Male	3	3	0	0	0	0	0	0
				Female	1	1	0	0	0	0	0	0
Grand Total #		4	0	Male #	3	3	0	0	0	0	0	
Grand Total %			0.0	Male %	75.0	75.0	0.0	0.0	0.0	0.0	0.0	
				Female #	1	1	0	0	0	0	0	
				Female%	25.0	25.0	0.0	0.0	0.0	0.0	0.0	

Maricopa County Community College District

Paradise Valley Community College

Workforce Analysis

Snapshot Date: 09/30/2017

Organizational Unit: Social & Behavioral Sciences

Job Code	JobTitle	Total		Total								
		EMP	MIN	EMP	W	AA	H	A	NA	PI	2+	
4204	Adjunct Faculty Day	1	0	Male	1	1	0	0	0	0	0	0
				Female	0	0	0	0	0	0	0	0
Grand Total #		1	0	Male #	1	1	0	0	0	0	0	
Grand Total %			0.0	Male %	100.0	100.0	0.0	0.0	0.0	0.0	0.0	
				Female #	0	0	0	0	0	0	0	
				Female%	0.0	0.0	0.0	0.0	0.0	0.0	0.0	

**Maricopa County Community College District
Paradise Valley Community College
Workforce Analysis**

Snapshot Date: 09/30/2017

Organizational Unit: Social Sciences Division

Job Code	JobTitle	Total		Total								
		EMP	MIN	EMP	W	AA	H	A	NA	PI	2+	
4204	Adjunct Faculty Day	7	1	Male	2	1	0	1	0	0	0	0
				Female	5	5	0	0	0	0	0	
4205	Adjunct Faculty Evening	2	0	Male	0	0	0	0	0	0	0	
				Female	2	2	0	0	0	0	0	
4371	Temp Job Equiv to MAT 13	2	1	Male	0	0	0	0	0	0	0	
				Female	2	1	0	1	0	0	0	
7290	Education	1	0	Male	0	0	0	0	0	0	0	
				Female	1	1	0	0	0	0	0	
7370	Geography	2	0	Male	2	2	0	0	0	0	0	
				Female	0	0	0	0	0	0	0	
7400	History	1	1	Male	0	0	0	0	0	0	0	
				Female	1	0	0	0	1	0	0	
8400	Early Childhood Education	2	1	Male	0	0	0	0	0	0	0	
				Female	2	1	0	1	0	0	0	
Grand Total #		17	4	Male #	4	3	0	1	0	0	0	
Grand Total %			23.5	Male %	23.5	17.6	0.0	5.9	0.0	0.0	0.0	
				Female #	13	10	0	2	1	0	0	
				Female%	76.5	58.8	0.0	11.8	5.9	0.0	0.0	

Maricopa County Community College District

Paradise Valley Community College

Snapshot Date: 09/30/2017

Workforce Analysis

Organizational Unit: Speech Communication

Job Code	JobTitle	Total		Total								
		EMP	MIN	EMP	W	AA	H	A	NA	PI	2+	
4204	Adjunct Faculty Day	2	0	Male	1	1	0	0	0	0	0	0
				Female	1	1	0	0	0	0	0	0
4205	Adjunct Faculty Evening	1	0	Male	0	0	0	0	0	0	0	0
				Female	1	1	0	0	0	0	0	0
Grand Total #		3	0	Male #	1	1	0	0	0	0	0	0
Grand Total %			0.0	Male %	33.3	33.3	0.0	0.0	0.0	0.0	0.0	0.0
				Female #	2	2	0	0	0	0	0	0
				Female%	66.7	66.7	0.0	0.0	0.0	0.0	0.0	0.0

Maricopa County Community College District

Paradise Valley Community College

Snapshot Date: 09/30/2017

Workforce Analysis

Organizational Unit: Student Activities

Job Code	JobTitle	Total		Total								
		EMP	MIN	EMP	W	AA	H	A	NA	PI	2+	
1459	Student Life Ldrship Prog Spec	1	1	Male	0	0	0	0	0	0	0	0
				Female	1	0	1	0	0	0	0	0
4075	Temp Level 2	1	0	Male	0	0	0	0	0	0	0	0
				Female	1	1	0	0	0	0	0	0
Grand Total #		2	1	Male #	0	0	0	0	0	0	0	0
Grand Total %			50.0	Male %	0.0	0.0	0.0	0.0	0.0	0.0	0.0	0.0
				Female #	2	1	1	0	0	0	0	0
				Female%	100.0	50.0	50.0	0.0	0.0	0.0	0.0	0.0

Maricopa County Community College District

Paradise Valley Community College

Workforce Analysis

Snapshot Date: 09/30/2017

Organizational Unit: Student Activities Admin

Job Code	JobTitle	Total		Total								
		EMP	MIN	EMP	W	AA	H	A	NA	PI	2+	
4075	Temp Level 2	1	1	Male	0	0	0	0	0	0	0	0
				Female	1	0	0	1	0	0	0	0
Grand Total #		1	1	Male #	0	0	0	0	0	0	0	0
Grand Total %			100.0	Male %	0.0	0.0	0.0	0.0	0.0	0.0	0.0	0.0
				Female #	1	0	0	1	0	0	0	0
				Female%	100.0	0.0	0.0	100.0	0.0	0.0	0.0	0.0

Maricopa County Community College District

Paradise Valley Community College

Snapshot Date: 09/30/2017

Workforce Analysis

Organizational Unit: Student Affairs QA & Trn

Job Code	JobTitle	Total		Total								
		EMP	MIN	EMP	W	AA	H	A	NA	PI	2+	
4075	Temp Level 2	2	1	Male	1	1	0	0	0	0	0	0
				Female	1	0	0	0	0	1	0	0
Grand Total #		2	1	Male #	1	1	0	0	0	0	0	
Grand Total %			50.0	Male %	50.0	50.0	0.0	0.0	0.0	0.0	0.0	
				Female #	1	0	0	0	0	1	0	
				Female%	50.0	0.0	0.0	0.0	0.0	50.0	0.0	

Maricopa County Community College District

Paradise Valley Community College

Snapshot Date: 09/30/2017

Workforce Analysis

Organizational Unit: Student Dev - Early College

Job Code	JobTitle	Total		Total								
		EMP	MIN	EMP	W	AA	H	A	NA	PI	2+	
1457	Student Svcs Spec	1	1	Male	0	0	0	0	0	0	0	0
				Female	1	0	0	1	0	0	0	0
2970	Office Coord I	1	1	Male	0	0	0	0	0	0	0	0
				Female	1	0	0	1	0	0	0	0
4075	Temp Level 2	1	0	Male	1	1	0	0	0	0	0	0
				Female	0	0	0	0	0	0	0	0
Grand Total #		3	2	Male #	1	1	0	0	0	0	0	0
Grand Total %			66.7	Male %	33.3	33.3	0.0	0.0	0.0	0.0	0.0	0.0
				Female #	2	0	0	2	0	0	0	0
				Female%	66.7	0.0	0.0	66.7	0.0	0.0	0.0	0.0

**Maricopa County Community College District
Paradise Valley Community College
Workforce Analysis**

Snapshot Date: 09/30/2017

Organizational Unit: Student Development Center

Job Code	JobTitle	Total		Total								
		EMP	MIN	EMP	W	AA	H	A	NA	PI	2+	
4075	Temp Level 2	2	2	Male	1	0	0	1	0	0	0	0
				Female	1	0	0	1	0	0	0	0
Grand Total #		2	2	Male #	1	0	0	1	0	0	0	0
Grand Total %			100.0	Male %	50.0	0.0	0.0	50.0	0.0	0.0	0.0	0.0
				Female #	1	0	0	1	0	0	0	0
				Female%	50.0	0.0	0.0	50.0	0.0	0.0	0.0	0.0

Maricopa County Community College District

Paradise Valley Community College

Snapshot Date: 09/30/2017

Workforce Analysis

Organizational Unit: Student Development Services

Job Code	JobTitle	Total		Total								
		EMP	MIN	EMP	W	AA	H	A	NA	PI	2+	
4075	Temp Level 2	2	0	Male	1	1	0	0	0	0	0	0
				Female	1	1	0	0	0	0	0	0
Grand Total #		2	0	Male #	1	1	0	0	0	0	0	
Grand Total %			0.0	Male %	50.0	50.0	0.0	0.0	0.0	0.0	0.0	
				Female #	1	1	0	0	0	0	0	
				Female%	50.0	50.0	0.0	0.0	0.0	0.0	0.0	

Maricopa County Community College District

Paradise Valley Community College

Snapshot Date: 09/30/2017

Workforce Analysis

Organizational Unit: Student Financial Services

Job Code	JobTitle	Total		Total								
		EMP	MIN	EMP	W	AA	H	A	NA	PI	2+	
4075	Temp Level 2	3	1	Male	1	0	1	0	0	0	0	0
				Female	2	2	0	0	0	0	0	0
Grand Total #		3	1	Male #	1	0	1	0	0	0	0	0
Grand Total %			33.3	Male %	33.3	0.0	33.3	0.0	0.0	0.0	0.0	0.0
				Female #	2	2	0	0	0	0	0	0
				Female%	66.7	66.7	0.0	0.0	0.0	0.0	0.0	0.0

**Maricopa County Community College District
Paradise Valley Community College
Workforce Analysis**

Snapshot Date: 09/30/2017

Organizational Unit: Student Leadership

Job Code	JobTitle	Total		Total								
		EMP	MIN	EMP	W	AA	H	A	NA	PI	2+	
4075	Temp Level 2	1	0	Male	0	0	0	0	0	0	0	0
				Female	1	1	0	0	0	0	0	0
Grand Total #		1	0	Male #	0	0	0	0	0	0	0	0
Grand Total %			0.0	Male %	0.0	0.0	0.0	0.0	0.0	0.0	0.0	0.0
				Female #	1	1	0	0	0	0	0	0
				Female%	100.0	100.0	0.0	0.0	0.0	0.0	0.0	0.0

Maricopa County Community College District

Paradise Valley Community College

Snapshot Date: 09/30/2017

Workforce Analysis

Organizational Unit: Student Leadership Center

Job Code	JobTitle	Total		Total								
		EMP	MIN	EMP	W	AA	H	A	NA	PI	2+	
4075	Temp Level 2	1	1	Male	0	0	0	0	0	0	0	0
				Female	1	0	0	1	0	0	0	0
Grand Total #		1	1	Male #	0	0	0	0	0	0	0	0
Grand Total %			100.0	Male %	0.0	0.0	0.0	0.0	0.0	0.0	0.0	0.0
				Female #	1	0	0	1	0	0	0	0
				Female%	100.0	0.0	0.0	100.0	0.0	0.0	0.0	0.0

Maricopa County Community College District

Paradise Valley Community College

Workforce Analysis

Snapshot Date: 09/30/2017

Organizational Unit: Student Life

Job Code	JobTitle	Total		Total								
		EMP	MIN	EMP	W	AA	H	A	NA	PI	2+	
4075	Temp Level 2	1	0	Male	0	0	0	0	0	0	0	0
				Female	1	1	0	0	0	0	0	0
Grand Total #		1	0	Male #	0	0	0	0	0	0	0	0
Grand Total %			0.0	Male %	0.0	0.0	0.0	0.0	0.0	0.0	0.0	0.0
				Female #	1	1	0	0	0	0	0	0
				Female%	100.0	100.0	0.0	0.0	0.0	0.0	0.0	0.0

Maricopa County Community College District

Paradise Valley Community College

Snapshot Date: 09/30/2017

Workforce Analysis

Organizational Unit: Student Life-Svc Learning

Job Code	JobTitle	Total		Total								
		EMP	MIN	EMP	W	AA	H	A	NA	PI	2+	
4075	Temp Level 2	1	0	Male	0	0	0	0	0	0	0	0
				Female	1	1	0	0	0	0	0	0
Grand Total #		1	0	Male #	0	0	0	0	0	0	0	0
Grand Total %			0.0	Male %	0.0	0.0	0.0	0.0	0.0	0.0	0.0	0.0
				Female #	1	1	0	0	0	0	0	0
				Female%	100.0	100.0	0.0	0.0	0.0	0.0	0.0	0.0

Maricopa County Community College District

Paradise Valley Community College

Workforce Analysis

Snapshot Date: 09/30/2017

Organizational Unit: Student Loan Services

Job Code	JobTitle	Total		Total								
		EMP	MIN	EMP	W	AA	H	A	NA	PI	2+	
4075	Temp Level 2	3	2	Male	1	0	1	0	0	0	0	0
				Female	2	1	0	1	0	0	0	0
Grand Total #		3	2	Male #	1	0	1	0	0	0	0	0
Grand Total %			66.7	Male %	33.3	0.0	33.3	0.0	0.0	0.0	0.0	0.0
				Female #	2	1	0	1	0	0	0	0
				Female%	66.7	33.3	0.0	33.3	0.0	0.0	0.0	0.0

Maricopa County Community College District

Paradise Valley Community College

Snapshot Date: 09/30/2017

Workforce Analysis

Organizational Unit: Student Recruitment

Job Code	JobTitle	Total		Total								
		EMP	MIN	EMP	W	AA	H	A	NA	PI	2+	
4075	Temp Level 2	1	1	Male	1	0	0	1	0	0	0	0
				Female	0	0	0	0	0	0	0	
Grand Total #		1	1	Male #	1	0	0	1	0	0	0	0
Grand Total %			100.0	Male %	100.0	0.0	0.0	100.0	0.0	0.0	0.0	0.0
				Female #	0	0	0	0	0	0	0	0
				Female%	0.0	0.0	0.0	0.0	0.0	0.0	0.0	0.0

**Maricopa County Community College District
Paradise Valley Community College
Workforce Analysis**

Snapshot Date: 09/30/2017

Organizational Unit: Student Success

Job Code	JobTitle	Total		Total								
		EMP	MIN	EMP	W	AA	H	A	NA	PI	2+	
4075	Temp Level 2	1	0	Male	0	0	0	0	0	0	0	0
				Female	1	1	0	0	0	0	0	0
Grand Total #		1	0	Male #	0	0	0	0	0	0	0	
Grand Total %			0.0	Male %	0.0	0.0	0.0	0.0	0.0	0.0	0.0	
				Female #	1	1	0	0	0	0	0	
				Female%	100.0	100.0	0.0	0.0	0.0	0.0	0.0	

Maricopa County Community College District

Paradise Valley Community College

Snapshot Date: 09/30/2017

Workforce Analysis

Organizational Unit: Student Success Programs

Job Code	JobTitle	Total		Total								
		EMP	MIN	EMP	W	AA	H	A	NA	PI	2+	
4075	Temp Level 2	1	1	Male	1	0	0	0	1	0	0	0
				Female	0	0	0	0	0	0	0	0
Grand Total #		1	1	Male #	1	0	0	0	1	0	0	0
Grand Total %			100.0	Male %	100.0	0.0	0.0	0.0	100.0	0.0	0.0	0.0
				Female #	0	0	0	0	0	0	0	0
				Female%	0.0	0.0	0.0	0.0	0.0	0.0	0.0	0.0

Maricopa County Community College District

Paradise Valley Community College

Workforce Analysis

Snapshot Date: 09/30/2017

Organizational Unit: Veterans Services

Job Code	JobTitle	Total		Total									
		EMP	MIN	EMP	W	AA	H	A	NA	PI	2+		
1458	Coord Student Svcs	1	0	Male	0	0	0	0	0	0	0	0	0
				Female	1	1	0	0	0	0	0	0	0
Grand Total #		1	0	Male #	0	0	0	0	0	0	0	0	0
Grand Total %			0.0	Male %	0.0	0.0	0.0	0.0	0.0	0.0	0.0	0.0	0.0
				Female #	1	1	0	0	0	0	0	0	0
				Female%	100.0	100.0	0.0	0.0	0.0	0.0	0.0	0.0	0.0

Maricopa County Community College District

Paradise Valley Community College

Snapshot Date: 09/30/2017

Workforce Analysis

Organizational Unit: VP of Student Affairs

Job Code	JobTitle	Total		Total								
		EMP	MIN	EMP	W	AA	H	A	NA	PI	2+	
145	VP Student Affairs	1	1	Male	0	0	0	0	0	0	0	0
				Female	1	0	1	0	0	0	0	0
		Grand Total #	1	Male #	0	0	0	0	0	0	0	0
		Grand Total %		Male %	0.0	0.0	0.0	0.0	0.0	0.0	0.0	0.0
				Female #	1	0	1	0	0	0	0	0
				Female%	100.0	0.0	100.0	0.0	0.0	0.0	0.0	0.0

Maricopa County Community College District

**Phoenix College
Workforce Analysis**

Snapshot Date: 09/30/2017

Organizational Unit: Academic Advisement

Job Code	JobTitle	Total		Total									
		EMP	MIN	EMP	W	AA	H	A	NA	PI	2+		
1457	Student Svcs Spec	5	4	Male	1	0	0	0	0	0	1	0	0
				Female	4	1	0	3	0	0	0	0	0
231	Mgr Student Svcs	1	0	Male	0	0	0	0	0	0	0	0	0
				Female	1	1	0	0	0	0	0	0	0
2590	Program Advisor	7	3	Male	0	0	0	0	0	0	0	0	0
				Female	7	4	1	0	0	2	0	0	
3000	Testing Tech	1	1	Male	0	0	0	0	0	0	0	0	0
				Female	1	0	0	1	0	0	0	0	
Grand Total #		14	8	Male #	1	0	0	0	0	0	1	0	0
Grand Total %			57.1	Male %	7.1	0.0	0.0	0.0	0.0	0.0	7.1	0.0	0.0
				Female #	13	6	1	4	0	2	0	0	
				Female%	92.9	42.9	7.1	28.6	0.0	14.3	0.0	0.0	

Maricopa County Community College District

**Phoenix College
Workforce Analysis**

Snapshot Date: 09/30/2017

Organizational Unit: Adj Fac Rio Luke AFB OBSOLETE

Job Code	JobTitle	Total		Total								
		EMP	MIN	EMP	W	AA	H	A	NA	PI	2+	
4205	Adjunct Faculty Evening	23	10	Male	11	9	0	2	0	0	0	0
				Female	12	4	5	3	0	0	0	0
Grand Total #		23	10	Male #	11	9	0	2	0	0	0	0
Grand Total %			43.5	Male %	47.8	39.1	0.0	8.7	0.0	0.0	0.0	0.0
				Female #	12	4	5	3	0	0	0	0
				Female%	52.2	17.4	21.7	13.0	0.0	0.0	0.0	0.0

Maricopa County Community College District

**Phoenix College
Workforce Analysis**

Snapshot Date: 09/30/2017

Organizational Unit: Admin of Justice

Job Code	JobTitle	Total		Total								
		EMP	MIN	EMP	W	AA	H	A	NA	PI	2+	
4029	Substitute Pay Evening Inst	3	1	Male	2	1	1	0	0	0	0	0
				Female	1	1	0	0	0	0	0	
4204	Adjunct Faculty Day	42	9	Male	13	8	1	2	2	0	0	0
				Female	29	25	0	1	3	0	0	0
4205	Adjunct Faculty Evening	1	0	Male	1	1	0	0	0	0	0	0
				Female	0	0	0	0	0	0	0	0
Grand Total #		46	10	Male #	16	10	2	2	2	0	0	0
Grand Total %			21.7	Male %	34.8	21.7	4.3	4.3	4.3	0.0	0.0	0.0
				Female #	30	26	0	1	3	0	0	0
				Female%	65.2	56.5	0.0	2.2	6.5	0.0	0.0	0.0

Maricopa County Community College District

**Phoenix College
Workforce Analysis**

Snapshot Date: 09/30/2017

Organizational Unit: Administration of Justice

Job Code	JobTitle	Total		Total								
		EMP	MIN	EMP	W	AA	H	A	NA	PI	2+	
4205	Adjunct Faculty Evening	1	1	Male	0	0	0	0	0	0	0	0
				Female	1	0	0	1	0	0	0	0
Grand Total #		1	1	Male #	0	0	0	0	0	0	0	0
Grand Total %			100.0	Male %	0.0	0.0	0.0	0.0	0.0	0.0	0.0	0.0
				Female #	1	0	0	1	0	0	0	0
				Female%	100.0	0.0	0.0	100.0	0.0	0.0	0.0	0.0

Maricopa County Community College District

**Phoenix College
Workforce Analysis**

Snapshot Date: 09/30/2017

Organizational Unit: Admissions & Records

Job Code	JobTitle	Total		Total									
		EMP	MIN	EMP	W	AA	H	A	NA	PI	2+		
1457	Student Svcs Spec	2	2	Male	1	0	0	1	0	0	0	0	
				Female	1	0	0	0	1	0	0		
2510	Admissions Records Tech II	2	1	Male	0	0	0	0	0	0	0	0	
				Female	2	1	0	0	0	1	0	0	
2511	Admissions Reg Rec Svc Rep	1	0	Male	0	0	0	0	0	0	0	0	
				Female	1	1	0	0	0	0	0	0	
Grand Total #		5	3	Male #	1	0	0	1	0	0	0	0	
Grand Total %			60.0	Male %	20.0	0.0	0.0	20.0	0.0	0.0	0.0	0.0	
				Female #	4	2	0	0	1	1	0	0	
				Female%	80.0	40.0	0.0	0.0	20.0	20.0	0.0	0.0	

Maricopa County Community College District

**Phoenix College
Workforce Analysis**

Snapshot Date: 09/30/2017

Organizational Unit: Advisement Center

Job Code	JobTitle	Total		Total								
		EMP	MIN	EMP	W	AA	H	A	NA	PI	2+	
1456	Student Svcs Tech	2	1	Male	2	1	0	1	0	0	0	0
				Female	0	0	0	0	0	0	0	
2785	Office Coord II	1	1	Male	0	0	0	0	0	0	0	
				Female	1	0	0	1	0	0	0	
Grand Total #		3	2	Male #	2	1	0	1	0	0	0	
Grand Total %			66.7	Male %	66.7	33.3	0.0	33.3	0.0	0.0	0.0	
				Female #	1	0	0	1	0	0	0	
				Female%	33.3	0.0	0.0	33.3	0.0	0.0	0.0	

Maricopa County Community College District

**Phoenix College
Workforce Analysis**

Snapshot Date: 09/30/2017

Organizational Unit: Advisement Management

Job Code	JobTitle	Total		Total								
		EMP	MIN	EMP	W	AA	H	A	NA	PI	2+	
1080	Coord Transfer Svcs	1	0	Male	0	0	0	0	0	0	0	0
				Female	1	1	0	0	0	0	0	0
Grand Total #		1	0	Male #	0	0	0	0	0	0	0	0
Grand Total %			0.0	Male %	0.0	0.0	0.0	0.0	0.0	0.0	0.0	0.0
				Female #	1	1	0	0	0	0	0	0
				Female%	100.0	100.0	0.0	0.0	0.0	0.0	0.0	0.0

Maricopa County Community College District

**Phoenix College
Workforce Analysis**

Snapshot Date: 09/30/2017

Organizational Unit: Alumni Relations

Job Code	JobTitle	Total		Total								
		EMP	MIN	EMP	W	AA	H	A	NA	PI	2+	
1280	Coord Alumni Comm Relations	1	0	Male	0	0	0	0	0	0	0	0
				Female	1	1	0	0	0	0	0	0
Grand Total #		1	0	Male #	0	0	0	0	0	0	0	0
Grand Total %			0.0	Male %	0.0	0.0	0.0	0.0	0.0	0.0	0.0	0.0
				Female #	1	1	0	0	0	0	0	0
				Female%	100.0	100.0	0.0	0.0	0.0	0.0	0.0	0.0

Maricopa County Community College District

**Phoenix College
Workforce Analysis**

Snapshot Date: 09/30/2017

Organizational Unit: Ap Tech,Family&Cnsmr Sciences

Job Code	JobTitle	Total		Total								
		EMP	MIN	EMP	W	AA	H	A	NA	PI	2+	
2810	Culinary Arts Lab Tech	1	0	Male	1	1	0	0	0	0	0	0
				Female	0	0	0	0	0	0	0	0
4029	Substitute Pay Evening Inst	1	0	Male	0	0	0	0	0	0	0	0
				Female	1	1	0	0	0	0	0	0
4204	Adjunct Faculty Day	8	2	Male	0	0	0	0	0	0	0	0
				Female	8	6	1	0	1	0	0	0
4205	Adjunct Faculty Evening	7	2	Male	3	1	0	2	0	0	0	0
				Female	4	4	0	0	0	0	0	0
7215	Culinary Arts	1	0	Male	1	1	0	0	0	0	0	0
				Female	0	0	0	0	0	0	0	0
7410	Home Economics	1	0	Male	0	0	0	0	0	0	0	0
				Female	1	1	0	0	0	0	0	0
7430	Interior Design	1	0	Male	0	0	0	0	0	0	0	0
				Female	1	1	0	0	0	0	0	0
8421	Nutrition	1	0	Male	0	0	0	0	0	0	0	0
				Female	1	1	0	0	0	0	0	0
Grand Total #		21	4	Male #	5	3	0	2	0	0	0	0
Grand Total %			19.0	Male %	23.8	14.3	0.0	9.5	0.0	0.0	0.0	0.0
				Female #	16	14	1	0	1	0	0	0
				Female%	76.2	66.7	4.8	0.0	4.8	0.0	0.0	0.0

Maricopa County Community College District

**Phoenix College
Workforce Analysis**

Snapshot Date: 09/30/2017

Organizational Unit: Art

Job Code	JobTitle	Total		Total								
		EMP	MIN	EMP	W	AA	H	A	NA	PI	2+	
4028	Substitute Pay Day Inst	2	0	Male	0	0	0	0	0	0	0	0
				Female	2	2	0	0	0	0	0	
4062	Life Drawing Model	8	1	Male	4	4	0	0	0	0	0	
				Female	4	3	0	0	1	0	0	
4205	Adjunct Faculty Evening	2	0	Male	1	1	0	0	0	0	0	
				Female	1	1	0	0	0	0	0	
Grand Total #		12	1	Male #	5	5	0	0	0	0	0	
Grand Total %			8.3	Male %	41.7	41.7	0.0	0.0	0.0	0.0	0.0	
				Female #	7	6	0	0	1	0	0	
				Female%	58.3	50.0	0.0	0.0	8.3	0.0	0.0	

Maricopa County Community College District

**Phoenix College
Workforce Analysis**

Snapshot Date: 09/30/2017

Organizational Unit: Art-Photography

Job Code	JobTitle	Total		Total								
		EMP	MIN	EMP	W	AA	H	A	NA	PI	2+	
4204	Adjunct Faculty Day	1	0	Male	0	0	0	0	0	0	0	0
				Female	1	1	0	0	0	0	0	0
4205	Adjunct Faculty Evening	1	0	Male	1	1	0	0	0	0	0	0
				Female	0	0	0	0	0	0	0	0
Grand Total #		2	0	Male #	1	1	0	0	0	0	0	0
Grand Total %			0.0	Male %	50.0	50.0	0.0	0.0	0.0	0.0	0.0	0.0
				Female #	1	1	0	0	0	0	0	0
				Female%	50.0	50.0	0.0	0.0	0.0	0.0	0.0	0.0

Maricopa County Community College District

**Phoenix College
Workforce Analysis**

Snapshot Date: 09/30/2017

Organizational Unit: Arts, Humanity Soc & Beh Sci

Job Code	JobTitle	Total		Total								
		EMP	MIN	EMP	W	AA	H	A	NA	PI	2+	
7030	Anthropology	1	0	Male	1	1	0	0	0	0	0	0
				Female	0	0	0	0	0	0	0	0
		Grand Total #	1	Male #	1	1	0	0	0	0	0	0
		Grand Total %		Male %	100.0	100.0	0.0	0.0	0.0	0.0	0.0	0.0
				Female #	0	0	0	0	0	0	0	0
				Female%	0.0	0.0	0.0	0.0	0.0	0.0	0.0	0.0

Maricopa County Community College District

**Phoenix College
Workforce Analysis**

Snapshot Date: 09/30/2017

Organizational Unit: ASL

Job Code	JobTitle	Total		Total								
		EMP	MIN	EMP	W	AA	H	A	NA	PI	2+	
2910	Admin Secretary II	2	1	Male	0	0	0	0	0	0	0	0
				Female	2	1	0	0	1	0	0	0
4204	Adjunct Faculty Day	2	0	Male	0	0	0	0	0	0	0	0
				Female	2	2	0	0	0	0	0	0
4205	Adjunct Faculty Evening	3	2	Male	2	0	1	1	0	0	0	0
				Female	1	1	0	0	0	0	0	0
8908	American Sign Language	1	0	Male	0	0	0	0	0	0	0	0
				Female	1	1	0	0	0	0	0	0
Grand Total #		8	3	Male #	2	0	1	1	0	0	0	0
Grand Total %			37.5	Male %	25.0	0.0	12.5	12.5	0.0	0.0	0.0	0.0
				Female #	6	5	0	0	1	0	0	0
				Female%	75.0	62.5	0.0	0.0	12.5	0.0	0.0	0.0

Maricopa County Community College District

**Phoenix College
Workforce Analysis**

Snapshot Date: 09/30/2017

Organizational Unit: Assoc Dean Instr (Occup)

Job Code	JobTitle	Total		Total								
		EMP	MIN	EMP	W	AA	H	A	NA	PI	2+	
7386	Clinical Nursing	1	1	Male	0	0	0	0	0	0	0	0
				Female	1	0	1	0	0	0	0	0
Grand Total #		1	1	Male #	0	0	0	0	0	0	0	0
Grand Total %			100.0	Male %	0.0	0.0	0.0	0.0	0.0	0.0	0.0	0.0
				Female #	1	0	1	0	0	0	0	0
				Female%	100.0	0.0	100.0	0.0	0.0	0.0	0.0	0.0

Maricopa County Community College District

**Phoenix College
Workforce Analysis**

Snapshot Date: 09/30/2017

Organizational Unit: Athletics

Job Code	JobTitle	Total		Total								
		EMP	MIN	EMP	W	AA	H	A	NA	PI	2+	
1427	Head Athletic Trainer	1	1	Male	0	0	0	0	0	0	0	0
				Female	1	0	0	1	0	0	0	0
1930	Athletic Spec	6	2	Male	5	3	0	2	0	0	0	0
				Female	1	1	0	0	0	0	0	0
4321	Asst Baseball Softball Coach	3	2	Male	1	1	0	0	0	0	0	0
				Female	2	0	0	1	0	0	1	0
4323	Asst Basketball Coach	4	1	Male	3	2	1	0	0	0	0	0
				Female	1	1	0	0	0	0	0	0
4327	Asst Football Coach	4	2	Male	4	2	2	0	0	0	0	0
				Female	0	0	0	0	0	0	0	0
4331	Asst Soccer Coach	1	0	Male	1	1	0	0	0	0	0	0
				Female	0	0	0	0	0	0	0	0
4336	Asst Volleyball Coach	1	0	Male	0	0	0	0	0	0	0	0
				Female	1	1	0	0	0	0	0	0
4345	Trainer Basketball Womens	2	0	Male	1	1	0	0	0	0	0	0
				Female	1	1	0	0	0	0	0	0
Grand Total #		22	8	Male #	15	10	3	2	0	0	0	0
Grand Total %			36.4	Male %	68.2	45.5	13.6	9.1	0.0	0.0	0.0	0.0
				Female #	7	4	0	2	0	0	1	0
				Female%	31.8	18.2	0.0	9.1	0.0	0.0	4.5	0.0

Maricopa County Community College District

**Phoenix College
Workforce Analysis**

Snapshot Date: 09/30/2017

Organizational Unit: Beh. Sciences & Cultural Stud.

Job Code	JobTitle	Total		Total								
		EMP	MIN	EMP	W	AA	H	A	NA	PI	2+	
7400	History	1	0	Male	1	1	0	0	0	0	0	0
				Female	0	0	0	0	0	0	0	
8190	Sociology	1	1	Male	0	0	0	0	0	0	0	
				Female	1	0	0	0	1	0	0	
Grand Total #		2	1	Male #	1	1	0	0	0	0	0	
Grand Total %			50.0	Male %	50.0	50.0	0.0	0.0	0.0	0.0	0.0	
				Female #	1	0	0	0	1	0	0	
				Female%	50.0	0.0	0.0	0.0	50.0	0.0	0.0	

Maricopa County Community College District

**Phoenix College
Workforce Analysis**

Snapshot Date: 09/30/2017

Organizational Unit: Behavioral Sciences

Job Code	JobTitle	Total		Total								
		EMP	MIN	EMP	W	AA	H	A	NA	PI	2+	
2910	Admin Secretary II	1	0	Male	1	1	0	0	0	0	0	0
				Female	0	0	0	0	0	0	0	0
4204	Adjunct Faculty Day	10	2	Male	2	2	0	0	0	0	0	
				Female	8	6	2	0	0	0	0	
4205	Adjunct Faculty Evening	3	2	Male	1	0	0	1	0	0	0	
				Female	2	1	1	0	0	0	0	
7200	Counselor	1	1	Male	0	0	0	0	0	0	0	
				Female	1	0	1	0	0	0	0	
8140	Psychology	2	1	Male	0	0	0	0	0	0	0	
				Female	2	1	0	1	0	0	0	
8870	Sociology Social Work	1	1	Male	0	0	0	0	0	0	0	
				Female	1	0	0	1	0	0	0	
Grand Total #		18	7	Male #	4	3	0	1	0	0	0	
Grand Total %			38.9	Male %	22.2	16.7	0.0	5.6	0.0	0.0	0.0	
				Female #	14	8	4	2	0	0	0	
				Female%	77.8	44.4	22.2	11.1	0.0	0.0	0.0	

Maricopa County Community College District

**Phoenix College
Workforce Analysis**

Snapshot Date: 09/30/2017

Organizational Unit: Biology

Job Code	JobTitle	Total		Total								
		EMP	MIN	EMP	W	AA	H	A	NA	PI	2+	
2775	Science Lab Tech	1	1	Male	0	0	0	0	0	0	0	0
				Female	1	0	0	1	0	0	0	0
4204	Adjunct Faculty Day	1	0	Male	0	0	0	0	0	0	0	0
				Female	1	1	0	0	0	0	0	0
4205	Adjunct Faculty Evening	1	0	Male	1	1	0	0	0	0	0	0
				Female	0	0	0	0	0	0	0	0
7090	Biology	2	1	Male	0	0	0	0	0	0	0	0
				Female	2	1	0	0	0	1	0	0
Grand Total #		5	2	Male #	1	1	0	0	0	0	0	0
Grand Total %			40.0	Male %	20.0	20.0	0.0	0.0	0.0	0.0	0.0	0.0
				Female #	4	2	0	1	0	1	0	0
				Female%	80.0	40.0	0.0	20.0	0.0	20.0	0.0	0.0

Maricopa County Community College District

**Phoenix College
Workforce Analysis**

Snapshot Date: 09/30/2017

Organizational Unit: Biology Sciences

Job Code	JobTitle	Total		Total								
		EMP	MIN	EMP	W	AA	H	A	NA	PI	2+	
4236	Other Paid from Fund 2 Stipend	1	0	Male	1	1	0	0	0	0	0	0
				Female	0	0	0	0	0	0	0	0
Grand Total #		1	0	Male #	1	1	0	0	0	0	0	0
Grand Total %			0.0	Male %	100.0	100.0	0.0	0.0	0.0	0.0	0.0	0.0
				Female #	0	0	0	0	0	0	0	0
				Female%	0.0	0.0	0.0	0.0	0.0	0.0	0.0	0.0

Maricopa County Community College District

**Phoenix College
Workforce Analysis**

Snapshot Date: 09/30/2017

Organizational Unit: Biosciences

Job Code	JobTitle	Total		Total								
		EMP	MIN	EMP	W	AA	H	A	NA	PI	2+	
1051	Coord Science Lab	1	1	Male	1	0	1	0	0	0	0	0
				Female	0	0	0	0	0	0	0	
2775	Science Lab Tech	1	0	Male	1	1	0	0	0	0	0	
				Female	0	0	0	0	0	0	0	
2910	Admin Secretary II	1	1	Male	0	0	0	0	0	0	0	
				Female	1	0	1	0	0	0	0	
4204	Adjunct Faculty Day	4	0	Male	2	2	0	0	0	0	0	
				Female	2	2	0	0	0	0	0	
4205	Adjunct Faculty Evening	7	0	Male	3	3	0	0	0	0	0	
				Female	4	4	0	0	0	0	0	
7090	Biology	10	3	Male	5	4	0	0	1	0	0	
				Female	5	3	0	2	0	0	0	
Grand Total #		24	5	Male #	12	10	1	0	1	0	0	
Grand Total %			20.8	Male %	50.0	41.7	4.2	0.0	4.2	0.0	0.0	
				Female #	12	9	1	2	0	0	0	
				Female%	50.0	37.5	4.2	8.3	0.0	0.0	0.0	

Maricopa County Community College District

**Phoenix College
Workforce Analysis**

Snapshot Date: 09/30/2017

Organizational Unit: Buckeye Ed Center-Occ Ed Instr

Job Code	JobTitle	Total		Total								
		EMP	MIN	EMP	W	AA	H	A	NA	PI	2+	
6410	Business	1	0	Male	1	1	0	0	0	0	0	0
				Female	0	0	0	0	0	0	0	0
Grand Total #		1	0	Male #	1	1	0	0	0	0	0	
Grand Total %			0.0	Male %	100.0	100.0	0.0	0.0	0.0	0.0	0.0	
				Female #	0	0	0	0	0	0	0	
				Female%	0.0	0.0	0.0	0.0	0.0	0.0	0.0	

Maricopa County Community College District

**Phoenix College
Workforce Analysis**

Snapshot Date: 09/30/2017

Organizational Unit: Bursar

Job Code	JobTitle	Total		Total								
		EMP	MIN	EMP	W	AA	H	A	NA	PI	2+	
2325	Fiscal Tech II	3	3	Male	0	0	0	0	0	0	0	0
				Female	3	0	0	3	0	0	0	0
Grand Total #		3	3	Male #	0	0	0	0	0	0	0	0
Grand Total %			100.0	Male %	0.0	0.0	0.0	0.0	0.0	0.0	0.0	0.0
				Female #	3	0	0	3	0	0	0	0
				Female%	100.0	0.0	0.0	100.0	0.0	0.0	0.0	0.0

Maricopa County Community College District

**Phoenix College
Workforce Analysis**

Snapshot Date: 09/30/2017

Organizational Unit: Business

Job Code	JobTitle	Total		Total								
		EMP	MIN	EMP	W	AA	H	A	NA	PI	2+	
1102	Sr Systems Engineer	1	0	Male	1	1	0	0	0	0	0	0
				Female	0	0	0	0	0	0	0	0
1290	Coord Instructional Info Tech	1	1	Male	1	0	0	1	0	0	0	0
				Female	0	0	0	0	0	0	0	0
2910	Admin Secretary II	1	1	Male	0	0	0	0	0	0	0	0
				Female	1	0	1	0	0	0	0	0
4204	Adjunct Faculty Day	8	0	Male	4	4	0	0	0	0	0	0
				Female	4	4	0	0	0	0	0	0
4205	Adjunct Faculty Evening	17	6	Male	13	9	2	1	1	0	0	0
				Female	4	2	0	2	0	0	0	0
6410	Business	4	0	Male	3	3	0	0	0	0	0	0
				Female	1	1	0	0	0	0	0	0
7110	General Business	1	0	Male	0	0	0	0	0	0	0	0
				Female	1	1	0	0	0	0	0	0
8060	Business CIS	3	0	Male	2	2	0	0	0	0	0	0
				Female	1	1	0	0	0	0	0	0
905	Coord Marketing Pr	1	1	Male	0	0	0	0	0	0	0	0
				Female	1	0	1	0	0	0	0	0
Grand Total #		37	9	Male #	24	19	2	2	1	0	0	0
Grand Total %			24.3	Male %	64.9	51.4	5.4	5.4	2.7	0.0	0.0	0.0
				Female #	13	9	2	2	0	0	0	0
				Female%	35.1	24.3	5.4	5.4	0.0	0.0	0.0	0.0

Maricopa County Community College District

**Phoenix College
Workforce Analysis**

Snapshot Date: 09/30/2017

Organizational Unit: Business & Computing Studies

Job Code	JobTitle	Total		Total								
		EMP	MIN	EMP	W	AA	H	A	NA	PI	2+	
1108	Systems Admin I	1	1	Male	1	0	0	0	0	1	0	0
				Female	0	0	0	0	0	0	0	0
Grand Total #		1	1	Male #	1	0	0	0	0	1	0	0
Grand Total %			100.0	Male %	100.0	0.0	0.0	0.0	0.0	100.0	0.0	0.0
				Female #	0	0	0	0	0	0	0	0
				Female%	0.0	0.0	0.0	0.0	0.0	0.0	0.0	0.0

Maricopa County Community College District

**Phoenix College
Workforce Analysis**

Snapshot Date: 09/30/2017

Organizational Unit: Business & IT Division

Job Code	JobTitle	Total		Total								
		EMP	MIN	EMP	W	AA	H	A	NA	PI	2+	
4205	Adjunct Faculty Evening	1	0	Male	0	0	0	0	0	0	0	0
				Female	1	1	0	0	0	0	0	0
Grand Total #		1	0	Male #	0	0	0	0	0	0	0	0
Grand Total %			0.0	Male %	0.0	0.0	0.0	0.0	0.0	0.0	0.0	0.0
				Female #	1	1	0	0	0	0	0	0
				Female%	100.0	100.0	0.0	0.0	0.0	0.0	0.0	0.0

Maricopa County Community College District

**Phoenix College
Workforce Analysis**

Snapshot Date: 09/30/2017

Organizational Unit: Business Services/College Safe

Job Code	JobTitle	Total		Total								
		EMP	MIN	EMP	W	AA	H	A	NA	PI	2+	
1006	Public Safety Commander	1	0	Male	1	1	0	0	0	0	0	0
				Female	0	0	0	0	0	0	0	0
Grand Total #		1	0	Male #	1	1	0	0	0	0	0	0
Grand Total %			0.0	Male %	100.0	100.0	0.0	0.0	0.0	0.0	0.0	0.0
				Female #	0	0	0	0	0	0	0	0
				Female%	0.0	0.0	0.0	0.0	0.0	0.0	0.0	0.0

Maricopa County Community College District

**Phoenix College
Workforce Analysis**

Snapshot Date: 09/30/2017

Organizational Unit: Center for HR Innov Strat Plan

Job Code	JobTitle	Total		Total								
		EMP	MIN	EMP	W	AA	H	A	NA	PI	2+	
2305	Admin Asst I	1	1	Male	0	0	0	0	0	0	0	0
				Female	1	0	0	1	0	0	0	0
Grand Total #		1	1	Male #	0	0	0	0	0	0	0	0
Grand Total %			100.0	Male %	0.0	0.0	0.0	0.0	0.0	0.0	0.0	0.0
				Female #	1	0	0	1	0	0	0	0
				Female%	100.0	0.0	0.0	100.0	0.0	0.0	0.0	0.0

Maricopa County Community College District

**Phoenix College
Workforce Analysis**

Snapshot Date: 09/30/2017

Organizational Unit: Center For Workforce Dev

Job Code	JobTitle	Total		Total								
		EMP	MIN	EMP	W	AA	H	A	NA	PI	2+	
403	Dean	1	0	Male	0	0	0	0	0	0	0	0
				Female	1	1	0	0	0	0	0	0
		Grand Total #	1	Male #	0	0	0	0	0	0	0	0
		Grand Total %		Male %	0.0	0.0	0.0	0.0	0.0	0.0	0.0	0.0
				Female #	1	1	0	0	0	0	0	0
				Female%	100.0	100.0	0.0	0.0	0.0	0.0	0.0	0.0

Maricopa County Community College District

**Phoenix College
Workforce Analysis**

Snapshot Date: 09/30/2017

Organizational Unit: Child and Family Studies

Job Code	JobTitle	Total		Total									
		EMP	MIN	EMP	W	AA	H	A	NA	PI	2+		
819	Information Svcs Computer Tech	1	0	Male	1	1	0	0	0	0	0	0	0
				Female	0	0	0	0	0	0	0	0	0
		Grand Total #	1	Male #	1	1	0	0	0	0	0	0	0
		Grand Total %		Male %	100.0	100.0	0.0	0.0	0.0	0.0	0.0	0.0	0.0
				Female #	0	0	0	0	0	0	0	0	0
				Female%	0.0	0.0	0.0	0.0	0.0	0.0	0.0	0.0	0.0

Maricopa County Community College District

**Phoenix College
Workforce Analysis**

Snapshot Date: 09/30/2017

Organizational Unit: Classics/Honors

Job Code	JobTitle	Total		Total								
		EMP	MIN	EMP	W	AA	H	A	NA	PI	2+	
2305	Admin Asst I	1	0	Male	0	0	0	0	0	0	0	0
				Female	1	1	0	0	0	0	0	0
Grand Total #		1	0	Male #	0	0	0	0	0	0	0	0
Grand Total %			0.0	Male %	0.0	0.0	0.0	0.0	0.0	0.0	0.0	0.0
				Female #	1	1	0	0	0	0	0	0
				Female%	100.0	100.0	0.0	0.0	0.0	0.0	0.0	0.0

Maricopa County Community College District

**Phoenix College
Workforce Analysis**

Snapshot Date: 09/30/2017

Organizational Unit: College Business Services

Job Code	JobTitle	Total		Total								
		EMP	MIN	EMP	W	AA	H	A	NA	PI	2+	
2319	Coord Facilities	1	1	Male	0	0	0	0	0	0	0	0
				Female	1	0	0	1	0	0	0	0
601	Mgr College Cashier Svcs	1	0	Male	0	0	0	0	0	0	0	0
				Female	1	1	0	0	0	0	0	0
Grand Total #		2	1	Male #	0	0	0	0	0	0	0	0
Grand Total %			50.0	Male %	0.0	0.0	0.0	0.0	0.0	0.0	0.0	0.0
				Female #	2	1	0	1	0	0	0	0
				Female%	100.0	50.0	0.0	50.0	0.0	0.0	0.0	0.0

Maricopa County Community College District

**Phoenix College
Workforce Analysis**

Snapshot Date: 09/30/2017

Organizational Unit: College Fiscal Services

Job Code	JobTitle	Total		Total								
		EMP	MIN	EMP	W	AA	H	A	NA	PI	2+	
948	Coord Fiscal Svcs	1	0	Male	0	0	0	0	0	0	0	0
				Female	1	1	0	0	0	0	0	0
Grand Total #		1	0	Male #	0	0	0	0	0	0	0	0
Grand Total %			0.0	Male %	0.0	0.0	0.0	0.0	0.0	0.0	0.0	0.0
				Female #	1	1	0	0	0	0	0	0
				Female%	100.0	100.0	0.0	0.0	0.0	0.0	0.0	0.0

Maricopa County Community College District

**Phoenix College
Workforce Analysis**

Snapshot Date: 09/30/2017

Organizational Unit: College Human Resources

Job Code	JobTitle	Total		Total								
		EMP	MIN	EMP	W	AA	H	A	NA	PI	2+	
1325	Coord Human Resources Svcs	1	0	Male	0	0	0	0	0	0	0	0
				Female	1	1	0	0	0	0	0	0
Grand Total #		1	0	Male #	0	0	0	0	0	0	0	0
Grand Total %			0.0	Male %	0.0	0.0	0.0	0.0	0.0	0.0	0.0	0.0
				Female #	1	1	0	0	0	0	0	0
				Female%	100.0	100.0	0.0	0.0	0.0	0.0	0.0	0.0

Maricopa County Community College District

**Phoenix College
Workforce Analysis**

Snapshot Date: 09/30/2017

Organizational Unit: College Safety

Job Code	JobTitle	Total		Total								
		EMP	MIN	EMP	W	AA	H	A	NA	PI	2+	
1007	Public Safety Police Officer	3	0	Male	3	3	0	0	0	0	0	0
				Female	0	0	0	0	0	0	0	0
1053	Public Safety Police Sergeant	1	1	Male	1	0	0	1	0	0	0	0
				Female	0	0	0	0	0	0	0	0
2970	Office Coord I	1	0	Male	0	0	0	0	0	0	0	0
				Female	1	1	0	0	0	0	0	0
Grand Total #		5	1	Male #	4	3	0	1	0	0	0	0
Grand Total %			20.0	Male %	80.0	60.0	0.0	20.0	0.0	0.0	0.0	0.0
				Female #	1	1	0	0	0	0	0	0
				Female%	20.0	20.0	0.0	0.0	0.0	0.0	0.0	0.0

Maricopa County Community College District

**Phoenix College
Workforce Analysis**

Snapshot Date: 09/30/2017

Organizational Unit: Comm, Fine Arts & Social Scien

Job Code	JobTitle	Total		Total								
		EMP	MIN	EMP	W	AA	H	A	NA	PI	2+	
4204	Adjunct Faculty Day	1	1	Male	0	0	0	0	0	0	0	0
				Female	1	0	1	0	0	0	0	0
Grand Total #		1	1	Male #	0	0	0	0	0	0	0	0
Grand Total %			100.0	Male %	0.0	0.0	0.0	0.0	0.0	0.0	0.0	0.0
				Female #	1	0	1	0	0	0	0	0
				Female%	100.0	0.0	100.0	0.0	0.0	0.0	0.0	0.0

Maricopa County Community College District

**Phoenix College
Workforce Analysis**

Snapshot Date: 09/30/2017

Organizational Unit: Comm,Reading,ASL,Edu

Job Code	JobTitle	Total		Total								
		EMP	MIN	EMP	W	AA	H	A	NA	PI	2+	
2910	Admin Secretary II	1	1	Male	0	0	0	0	0	0	0	0
				Female	1	0	0	1	0	0	0	0
4028	Substitute Pay Day Inst	1	0	Male	1	1	0	0	0	0	0	0
				Female	0	0	0	0	0	0	0	0
4029	Substitute Pay Evening Inst	1	0	Male	0	0	0	0	0	0	0	0
				Female	1	1	0	0	0	0	0	0
4041	Sign Language INTP No Degree	2	0	Male	1	1	0	0	0	0	0	0
				Female	1	1	0	0	0	0	0	0
4042	Sign Language INTP AAS Degree	4	1	Male	0	0	0	0	0	0	0	0
				Female	4	3	0	1	0	0	0	0
4043	Sign Language INTP BA Degree	8	1	Male	2	2	0	0	0	0	0	0
				Female	6	5	0	1	0	0	0	0
4044	Sign Language INTP MA Degree	5	1	Male	2	1	1	0	0	0	0	0
				Female	3	3	0	0	0	0	0	0
4047	Sign Language INTP ProvisionB	2	0	Male	0	0	0	0	0	0	0	0
				Female	2	2	0	0	0	0	0	0
4204	Adjunct Faculty Day	16	5	Male	4	3	0	1	0	0	0	0
				Female	12	8	1	1	2	0	0	0
4205	Adjunct Faculty Evening	14	4	Male	1	0	0	1	0	0	0	0
				Female	13	10	2	1	0	0	0	0
7180	Communication	3	1	Male	1	0	1	0	0	0	0	0
				Female	2	2	0	0	0	0	0	0
7272	Interpreter Training Prog	1	0	Male	0	0	0	0	0	0	0	0
				Female	1	1	0	0	0	0	0	0
7290	Education	2	2	Male	0	0	0	0	0	0	0	0
				Female	2	0	0	2	0	0	0	0

Maricopa County Community College District

**Phoenix College
Workforce Analysis**

Snapshot Date: 09/30/2017

Organizational Unit: Comm,Reading,ASL,Edu

Job Code	JobTitle	Total		Total								
		EMP	MIN	EMP	W	AA	H	A	NA	PI	2+	
8150	Reading	3	0	Male	0	0	0	0	0	0	0	0
				Female	3	3	0	0	0	0	0	0
Grand Total #		63	16	Male #	12	8	2	2	0	0	0	0
Grand Total %			25.4	Male %	19.0	12.7	3.2	3.2	0.0	0.0	0.0	0.0
				Female #	51	39	3	7	2	0	0	0
				Female%	81.0	61.9	4.8	11.1	3.2	0.0	0.0	0.0

Maricopa County Community College District

**Phoenix College
Workforce Analysis**

Snapshot Date: 09/30/2017

Organizational Unit: Communication

Job Code	JobTitle	Total		Total								
		EMP	MIN	EMP	W	AA	H	A	NA	PI	2+	
4205	Adjunct Faculty Evening	2	1	Male	1	1	0	0	0	0	0	0
				Female	1	0	1	0	0	0	0	0
Grand Total #		2	1	Male #	1	1	0	0	0	0	0	0
Grand Total %			50.0	Male %	50.0	50.0	0.0	0.0	0.0	0.0	0.0	0.0
				Female #	1	0	1	0	0	0	0	0
				Female%	50.0	0.0	50.0	0.0	0.0	0.0	0.0	0.0

Maricopa County Community College District

**Phoenix College
Workforce Analysis**

Snapshot Date: 09/30/2017

Organizational Unit: Communication-Fine Arts Div

Job Code	JobTitle	Total		Total								
		EMP	MIN	EMP	W	AA	H	A	NA	PI	2+	
4075	Temp Level 2	1	1	Male	0	0	0	0	0	0	0	0
				Female	1	0	1	0	0	0	0	0
4204	Adjunct Faculty Day	1	0	Male	0	0	0	0	0	0	0	0
				Female	1	1	0	0	0	0	0	0
4205	Adjunct Faculty Evening	1	0	Male	1	1	0	0	0	0	0	0
				Female	0	0	0	0	0	0	0	0
Grand Total #		3	1	Male #	1	1	0	0	0	0	0	0
Grand Total %			33.3	Male %	33.3	33.3	0.0	0.0	0.0	0.0	0.0	0.0
				Female #	2	1	1	0	0	0	0	0
				Female%	66.7	33.3	33.3	0.0	0.0	0.0	0.0	0.0

Maricopa County Community College District

**Phoenix College
Workforce Analysis**

Snapshot Date: 09/30/2017

Organizational Unit: Communication-Humanities Div.

Job Code	JobTitle	Total		Total								
		EMP	MIN	EMP	W	AA	H	A	NA	PI	2+	
4075	Temp Level 2	1	0	Male	0	0	0	0	0	0	0	0
				Female	1	1	0	0	0	0	0	0
Grand Total #		1	0	Male #	0	0	0	0	0	0	0	
Grand Total %			0.0	Male %	0.0	0.0	0.0	0.0	0.0	0.0	0.0	
				Female #	1	1	0	0	0	0	0	
				Female%	100.0	100.0	0.0	0.0	0.0	0.0	0.0	

Maricopa County Community College District

**Phoenix College
Workforce Analysis**

Snapshot Date: 09/30/2017

Organizational Unit: Communication-INT Trng-ASL

Job Code	JobTitle	Total		Total								
		EMP	MIN	EMP	W	AA	H	A	NA	PI	2+	
2310	Coord Perform Arts Facilities	1	1	Male	1	0	0	1	0	0	0	0
				Female	0	0	0	0	0	0	0	
4204	Adjunct Faculty Day	2	0	Male	0	0	0	0	0	0	0	0
				Female	2	2	0	0	0	0	0	0
Grand Total #		3	1	Male #	1	0	0	1	0	0	0	0
Grand Total %			33.3	Male %	33.3	0.0	0.0	33.3	0.0	0.0	0.0	0.0
				Female #	2	2	0	0	0	0	0	0
				Female%	66.7	66.7	0.0	0.0	0.0	0.0	0.0	0.0

Maricopa County Community College District

**Phoenix College
Workforce Analysis**

Snapshot Date: 09/30/2017

Organizational Unit: Communication/Fine Arts Div

Job Code	JobTitle	Total		Total								
		EMP	MIN	EMP	W	AA	H	A	NA	PI	2+	
4075	Temp Level 2	1	1	Male	1	0	1	0	0	0	0	0
				Female	0	0	0	0	0	0	0	
Grand Total #		1	1	Male #	1	0	1	0	0	0	0	0
Grand Total %			100.0	Male %	100.0	0.0	100.0	0.0	0.0	0.0	0.0	0.0
				Female #	0	0	0	0	0	0	0	0
				Female%	0.0	0.0	0.0	0.0	0.0	0.0	0.0	0.0

Maricopa County Community College District

**Phoenix College
Workforce Analysis**

Snapshot Date: 09/30/2017

Organizational Unit: Communication/INT Trng/ASL

Job Code	JobTitle	Total		Total								
		EMP	MIN	EMP	W	AA	H	A	NA	PI	2+	
8908	American Sign Language	1	0	Male	0	0	0	0	0	0	0	0
				Female	1	1	0	0	0	0	0	0
Grand Total #		1	0	Male #	0	0	0	0	0	0	0	
Grand Total %			0.0	Male %	0.0	0.0	0.0	0.0	0.0	0.0	0.0	
				Female #	1	1	0	0	0	0	0	
				Female%	100.0	100.0	0.0	0.0	0.0	0.0	0.0	

Maricopa County Community College District

**Phoenix College
Workforce Analysis**

Snapshot Date: 09/30/2017

Organizational Unit: Comp Creative Writing and Lit

Job Code	JobTitle	Total		Total								
		EMP	MIN	EMP	W	AA	H	A	NA	PI	2+	
4037	Student Lrning Facilitator II	13	6	Male	8	4	1	3	0	0	0	0
				Female	5	3	0	1	1	0	0	
4076	Temp Level 3	28	20	Male	10	5	0	5	0	0	0	0
				Female	18	3	5	8	1	1	0	0
Grand Total #		41	26	Male #	18	9	1	8	0	0	0	0
Grand Total %			63.4	Male %	43.9	22.0	2.4	19.5	0.0	0.0	0.0	0.0
				Female #	23	6	5	9	2	1	0	0
				Female%	56.1	14.6	12.2	22.0	4.9	2.4	0.0	0.0

Maricopa County Community College District

**Phoenix College
Workforce Analysis**

Snapshot Date: 09/30/2017

Organizational Unit: Counseling

Job Code	JobTitle	Total		Total								
		EMP	MIN	EMP	W	AA	H	A	NA	PI	2+	
4204	Adjunct Faculty Day	2	1	Male	1	0	0	1	0	0	0	0
				Female	1	1	0	0	0	0	0	
4205	Adjunct Faculty Evening	1	0	Male	1	1	0	0	0	0	0	
				Female	0	0	0	0	0	0	0	
Grand Total #		3	1	Male #	2	1	0	1	0	0	0	
Grand Total %			33.3	Male %	66.7	33.3	0.0	33.3	0.0	0.0	0.0	
				Female #	1	1	0	0	0	0	0	
				Female%	33.3	33.3	0.0	0.0	0.0	0.0	0.0	

Maricopa County Community College District

**Phoenix College
Workforce Analysis**

Snapshot Date: 09/30/2017

Organizational Unit: Counseling & Guidance

Job Code	JobTitle	Total		Total								
		EMP	MIN	EMP	W	AA	H	A	NA	PI	2+	
2970	Office Coord I	1	1	Male	0	0	0	0	0	0	0	0
				Female	1	0	0	0	0	1	0	0
4204	Adjunct Faculty Day	4	1	Male	0	0	0	0	0	0	0	0
				Female	4	3	0	0	0	1	0	0
4205	Adjunct Faculty Evening	4	3	Male	0	0	0	0	0	0	0	0
				Female	4	1	2	1	0	0	0	0
7200	Counselor	3	2	Male	3	1	0	2	0	0	0	0
				Female	0	0	0	0	0	0	0	0
7320	English	1	1	Male	0	0	0	0	0	0	0	0
				Female	1	0	0	0	0	1	0	0
Grand Total #		13	8	Male #	3	1	0	2	0	0	0	0
Grand Total %			61.5	Male %	23.1	7.7	0.0	15.4	0.0	0.0	0.0	0.0
				Female #	10	4	2	1	0	3	0	0
				Female%	76.9	30.8	15.4	7.7	0.0	23.1	0.0	0.0

Maricopa County Community College District

**Phoenix College
Workforce Analysis**

Snapshot Date: 09/30/2017

Organizational Unit: Criminal Jus,ER Response&Legal

Job Code	JobTitle	Total		Total								
		EMP	MIN	EMP	W	AA	H	A	NA	PI	2+	
2910	Admin Secretary II	1	1	Male	0	0	0	0	0	0	0	0
				Female	1	0	1	0	0	0	0	0
4028	Substitute Pay Day Inst	2	2	Male	1	0	1	0	0	0	0	0
				Female	1	0	0	1	0	0	0	0
4080	Temp MAT Equiv Grade 16	2	1	Male	0	0	0	0	0	0	0	0
				Female	2	1	0	1	0	0	0	0
4081	Temp MAT Equiv Grade 17	2	1	Male	1	0	0	1	0	0	0	0
				Female	1	1	0	0	0	0	0	0
4204	Adjunct Faculty Day	14	4	Male	9	7	0	2	0	0	0	0
				Female	5	3	0	2	0	0	0	0
4205	Adjunct Faculty Evening	19	8	Male	8	5	0	1	2	0	0	0
				Female	11	6	2	3	0	0	0	0
7000	Admin of Justice	4	1	Male	2	2	0	0	0	0	0	0
				Female	2	1	0	1	0	0	0	0
8340	Paralegal Studies	1	0	Male	0	0	0	0	0	0	0	0
				Female	1	1	0	0	0	0	0	0
8422	Public Adm Adm of Justice	1	0	Male	1	1	0	0	0	0	0	0
				Female	0	0	0	0	0	0	0	0
Grand Total #		46	18	Male #	22	15	1	4	2	0	0	0
Grand Total %			39.1	Male %	47.8	32.6	2.2	8.7	4.3	0.0	0.0	0.0
				Female #	24	13	3	8	0	0	0	0
				Female%	52.2	28.3	6.5	17.4	0.0	0.0	0.0	0.0

Maricopa County Community College District

**Phoenix College
Workforce Analysis**

Snapshot Date: 09/30/2017

Organizational Unit: Ctr Crrcim/Trnsfr Articulation

Job Code	JobTitle	Total		Total								
		EMP	MIN	EMP	W	AA	H	A	NA	PI	2+	
4075	Temp Level 2	2	0	Male	1	1	0	0	0	0	0	0
				Female	1	1	0	0	0	0	0	0
Grand Total #		2	0	Male #	1	1	0	0	0	0	0	
Grand Total %			0.0	Male %	50.0	50.0	0.0	0.0	0.0	0.0	0.0	
				Female #	1	1	0	0	0	0	0	
				Female%	50.0	50.0	0.0	0.0	0.0	0.0	0.0	

Maricopa County Community College District

**Phoenix College
Workforce Analysis**

Snapshot Date: 09/30/2017

Organizational Unit: Ctr Crrclm/Trnsfr Articulation

Job Code	JobTitle	Total		Total								
		EMP	MIN	EMP	W	AA	H	A	NA	PI	2+	
4075	Temp Level 2	1	1	Male	1	0	1	0	0	0	0	0
				Female	0	0	0	0	0	0	0	0
Grand Total #		1	1	Male #	1	0	1	0	0	0	0	0
Grand Total %			100.0	Male %	100.0	0.0	100.0	0.0	0.0	0.0	0.0	0.0
				Female #	0	0	0	0	0	0	0	0
				Female%	0.0	0.0	0.0	0.0	0.0	0.0	0.0	0.0

Maricopa County Community College District

**Phoenix College
Workforce Analysis**

Snapshot Date: 09/30/2017

Organizational Unit: Ctr for Comm & Civic Engagemnt

Job Code	JobTitle	Total		Total								
		EMP	MIN	EMP	W	AA	H	A	NA	PI	2+	
4075	Temp Level 2	1	0	Male	0	0	0	0	0	0	0	0
				Female	1	1	0	0	0	0	0	0
Grand Total #		1	0	Male #	0	0	0	0	0	0	0	0
Grand Total %			0.0	Male %	0.0	0.0	0.0	0.0	0.0	0.0	0.0	0.0
				Female #	1	1	0	0	0	0	0	0
				Female%	100.0	100.0	0.0	0.0	0.0	0.0	0.0	0.0

Maricopa County Community College District

**Phoenix College
Workforce Analysis**

Snapshot Date: 09/30/2017

Organizational Unit: Ctr for Teach,Lng, Engagement2

Job Code	JobTitle	Total		Total									
		EMP	MIN	EMP	W	AA	H	A	NA	PI	2+		
4075	Temp Level 2	1	1	Male	1	0	0	0	0	0	0	1	0
				Female	0	0	0	0	0	0	0	0	0
Grand Total #		1	1	Male #	1	0	0	0	0	0	0	1	0
Grand Total %			100.0	Male %	100.0	0.0	0.0	0.0	0.0	0.0	0.0	100.0	0.0
				Female #	0	0	0	0	0	0	0	0	0
				Female%	0.0	0.0	0.0	0.0	0.0	0.0	0.0	0.0	0.0

Maricopa County Community College District

**Phoenix College
Workforce Analysis**

Snapshot Date: 09/30/2017

Organizational Unit: Ctr. Teaching, Learning/Tech.

Job Code	JobTitle	Total		Total								
		EMP	MIN	EMP	W	AA	H	A	NA	PI	2+	
1159	Coord Video Production	1	0	Male	1	1	0	0	0	0	0	0
				Female	0	0	0	0	0	0	0	0
4075	Temp Level 2	1	0	Male	1	1	0	0	0	0	0	0
				Female	0	0	0	0	0	0	0	0
530	Instructional Designer	1	0	Male	0	0	0	0	0	0	0	0
				Female	1	1	0	0	0	0	0	0
Grand Total #		3	0	Male #	2	2	0	0	0	0	0	0
Grand Total %			0.0	Male %	66.7	66.7	0.0	0.0	0.0	0.0	0.0	0.0
				Female #	1	1	0	0	0	0	0	0
				Female%	33.3	33.3	0.0	0.0	0.0	0.0	0.0	0.0

Maricopa County Community College District

**Phoenix College
Workforce Analysis**

Snapshot Date: 09/30/2017

Organizational Unit: Dean Arts & Sciences

Job Code	JobTitle	Total		Total								
		EMP	MIN	EMP	W	AA	H	A	NA	PI	2+	
6370	Instructional Media	1	0	Male	0	0	0	0	0	0	0	0
				Female	1	1	0	0	0	0	0	0
6540	Social Science	1	1	Male	1	0	0	0	1	0	0	0
				Female	0	0	0	0	0	0	0	0
7090	Biology	1	0	Male	1	1	0	0	0	0	0	0
				Female	0	0	0	0	0	0	0	0
7130	Chemistry	1	0	Male	1	1	0	0	0	0	0	0
				Female	0	0	0	0	0	0	0	0
7320	English	1	0	Male	1	1	0	0	0	0	0	0
				Female	0	0	0	0	0	0	0	0
7480	Librarian	1	0	Male	0	0	0	0	0	0	0	0
				Female	1	1	0	0	0	0	0	0
7500	Mathematics	1	1	Male	1	0	0	0	1	0	0	0
				Female	0	0	0	0	0	0	0	0
8140	Psychology	1	1	Male	0	0	0	0	0	0	0	0
				Female	1	0	1	0	0	0	0	0
Grand Total #		8	3	Male #	5	3	0	0	2	0	0	0
Grand Total %			37.5	Male %	62.5	37.5	0.0	0.0	25.0	0.0	0.0	0.0
				Female #	3	2	1	0	0	0	0	0
				Female%	37.5	25.0	12.5	0.0	0.0	0.0	0.0	0.0

Maricopa County Community College District

**Phoenix College
Workforce Analysis**

Snapshot Date: 09/30/2017

Organizational Unit: Dean Industry & Public Service

Job Code	JobTitle	Total		Total								
		EMP	MIN	EMP	W	AA	H	A	NA	PI	2+	
2305	Admin Asst I	1	1	Male	0	0	0	0	0	0	0	0
				Female	1	0	0	1	0	0	0	0
7000	Admin of Justice	1	0	Male	1	1	0	0	0	0	0	0
				Female	0	0	0	0	0	0	0	0
7245	Dental Hygiene	1	1	Male	0	0	0	0	0	0	0	0
				Female	1	0	0	1	0	0	0	0
7560	Nursing	1	1	Male	0	0	0	0	0	0	0	0
				Female	1	0	0	1	0	0	0	0
803	Grants Development Spec	2	0	Male	1	1	0	0	0	0	0	0
				Female	1	1	0	0	0	0	0	0
8060	Business CIS	1	0	Male	0	0	0	0	0	0	0	0
				Female	1	1	0	0	0	0	0	0
8150	Reading	1	0	Male	0	0	0	0	0	0	0	0
				Female	1	1	0	0	0	0	0	0
8189	Child Family Studies	1	0	Male	0	0	0	0	0	0	0	0
				Female	1	1	0	0	0	0	0	0
8278	Wellness Ed Therapeutic Massge	1	0	Male	0	0	0	0	0	0	0	0
				Female	1	1	0	0	0	0	0	0
Grand Total #		10	3	Male #	2	2	0	0	0	0	0	0
Grand Total %			30.0	Male %	20.0	20.0	0.0	0.0	0.0	0.0	0.0	0.0
				Female #	8	5	0	3	0	0	0	0
				Female%	80.0	50.0	0.0	30.0	0.0	0.0	0.0	0.0

Maricopa County Community College District

**Phoenix College
Workforce Analysis**

Snapshot Date: 09/30/2017

Organizational Unit: Dean of Instruction - Arts&Sci

Job Code	JobTitle	Total		Total								
		EMP	MIN	EMP	W	AA	H	A	NA	PI	2+	
8110	Physics	1	0	Male	1	1	0	0	0	0	0	0
				Female	0	0	0	0	0	0	0	0
Grand Total #		1	0	Male #	1	1	0	0	0	0	0	
Grand Total %			0.0	Male %	100.0	100.0	0.0	0.0	0.0	0.0	0.0	
				Female #	0	0	0	0	0	0	0	
				Female%	0.0	0.0	0.0	0.0	0.0	0.0	0.0	

Maricopa County Community College District

**Phoenix College
Workforce Analysis**

Snapshot Date: 09/30/2017

Organizational Unit: Dean Student Affairs

Job Code	JobTitle	Total		Total								
		EMP	MIN	EMP	W	AA	H	A	NA	PI	2+	
230	Dir College Student Educ Svcs	1	1	Male	1	0	0	0	1	0	0	0
				Female	0	0	0	0	0	0	0	
2970	Office Coord I	1	1	Male	0	0	0	0	0	0	0	0
				Female	1	0	0	1	0	0	0	0
440	Dir Admissions Regist Records	1	0	Male	0	0	0	0	0	0	0	0
				Female	1	1	0	0	0	0	0	0
590	Dir Financial Aid	1	1	Male	0	0	0	0	0	0	0	0
				Female	1	0	0	1	0	0	0	0
Grand Total #		4	3	Male #	1	0	0	0	1	0	0	0
Grand Total %			75.0	Male %	25.0	0.0	0.0	0.0	25.0	0.0	0.0	0.0
				Female #	3	1	0	2	0	0	0	0
				Female%	75.0	25.0	0.0	50.0	0.0	0.0	0.0	0.0

Maricopa County Community College District

**Phoenix College
Workforce Analysis**

Snapshot Date: 09/30/2017

Organizational Unit: Dental Assisting

Job Code	JobTitle	Total		Total								
		EMP	MIN	EMP	W	AA	H	A	NA	PI	2+	
183	Coord Dental Lab	1	1	Male	0	0	0	0	0	0	0	0
				Female	1	0	0	1	0	0	0	0
4086	Non Credit	2	2	Male	0	0	0	0	0	0	0	0
				Female	2	0	0	1	1	0	0	0
4204	Adjunct Faculty Day	2	0	Male	0	0	0	0	0	0	0	0
				Female	2	2	0	0	0	0	0	0
7230	Dental Asst	3	1	Male	0	0	0	0	0	0	0	0
				Female	3	2	0	0	0	1	0	0
Grand Total #		8	4	Male #	0	0	0	0	0	0	0	0
Grand Total %			50.0	Male %	0.0	0.0	0.0	0.0	0.0	0.0	0.0	0.0
				Female #	8	4	0	2	1	1	0	0
				Female%	100.0	50.0	0.0	25.0	12.5	12.5	0.0	0.0

Maricopa County Community College District

**Phoenix College
Workforce Analysis**

Snapshot Date: 09/30/2017

Organizational Unit: Dental Hygiene

Job Code	JobTitle	Total		Total								
		EMP	MIN	EMP	W	AA	H	A	NA	PI	2+	
2910	Admin Secretary II	1	1	Male	0	0	0	0	0	0	0	0
				Female	1	0	0	1	0	0	0	0
4100	Dentist Rate Hygiene Exam	2	0	Male	0	0	0	0	0	0	0	0
				Female	2	2	0	0	0	0	0	0
4204	Adjunct Faculty Day	5	1	Male	0	0	0	0	0	0	0	0
				Female	5	4	0	0	0	1	0	0
7245	Dental Hygiene	3	0	Male	0	0	0	0	0	0	0	0
				Female	3	3	0	0	0	0	0	0
Grand Total #		11	2	Male #	0	0	0	0	0	0	0	0
Grand Total %			18.2	Male %	0.0	0.0	0.0	0.0	0.0	0.0	0.0	0.0
				Female #	11	9	0	1	0	1	0	0
				Female%	100.0	81.8	0.0	9.1	0.0	9.1	0.0	0.0

Maricopa County Community College District

**Phoenix College
Workforce Analysis**

Snapshot Date: 09/30/2017

Organizational Unit: Director - Skill Center

Job Code	JobTitle	Total		Total								
		EMP	MIN	EMP	W	AA	H	A	NA	PI	2+	
4359	Non Credit Instruction	2	0	Male	2	2	0	0	0	0	0	0
				Female	0	0	0	0	0	0	0	0
Grand Total #		2	0	Male #	2	2	0	0	0	0	0	
Grand Total %			0.0	Male %	100.0	100.0	0.0	0.0	0.0	0.0	0.0	
				Female #	0	0	0	0	0	0	0	
				Female%	0.0	0.0	0.0	0.0	0.0	0.0	0.0	

Maricopa County Community College District

**Phoenix College
Workforce Analysis**

Snapshot Date: 09/30/2017

Organizational Unit: Disability Resource Center

Job Code	JobTitle	Total		Total								
		EMP	MIN	EMP	W	AA	H	A	NA	PI	2+	
178	Supv Interpret Svc for the Deaf	1	1	Male	0	0	0	0	0	0	0	0
				Female	1	0	0	1	0	0	0	0
2335	Office Coord III	1	1	Male	0	0	0	0	0	0	0	0
				Female	1	0	0	1	0	0	0	0
2970	Office Coord I	1	0	Male	0	0	0	0	0	0	0	0
				Female	1	1	0	0	0	0	0	0
Grand Total #		3	2	Male #	0	0	0	0	0	0	0	0
Grand Total %			66.7	Male %	0.0	0.0	0.0	0.0	0.0	0.0	0.0	0.0
				Female #	3	1	0	2	0	0	0	0
				Female%	100.0	33.3	0.0	66.7	0.0	0.0	0.0	0.0

Maricopa County Community College District

**Phoenix College
Workforce Analysis**

Snapshot Date: 09/30/2017

Organizational Unit: DL Teaching & Learning

Job Code	JobTitle	Total		Total								
		EMP	MIN	EMP	W	AA	H	A	NA	PI	2+	
4071	Specially Funded	11	10	Male	5	0	1	2	0	2	0	0
				Female	6	1	0	5	0	0	0	0
Grand Total #		11	10	Male #	5	0	1	2	0	2	0	0
Grand Total %			90.9	Male %	45.5	0.0	9.1	18.2	0.0	18.2	0.0	0.0
				Female #	6	1	0	5	0	0	0	0
				Female%	54.5	9.1	0.0	45.5	0.0	0.0	0.0	0.0

Maricopa County Community College District

**Phoenix College
Workforce Analysis**

Snapshot Date: 09/30/2017

Organizational Unit: Drafting

Job Code	JobTitle	Total		Total								
		EMP	MIN	EMP	W	AA	H	A	NA	PI	2+	
4204	Adjunct Faculty Day	1	0	Male	0	0	0	0	0	0	0	0
				Female	1	1	0	0	0	0	0	0
Grand Total #		1	0	Male #	0	0	0	0	0	0	0	0
Grand Total %			0.0	Male %	0.0	0.0	0.0	0.0	0.0	0.0	0.0	0.0
				Female #	1	1	0	0	0	0	0	0
				Female%	100.0	100.0	0.0	0.0	0.0	0.0	0.0	0.0

Maricopa County Community College District

**Phoenix College
Workforce Analysis**

Snapshot Date: 09/30/2017

Organizational Unit: Educational Cntr-Inst

Job Code	JobTitle	Total		Total								
		EMP	MIN	EMP	W	AA	H	A	NA	PI	2+	
4077	Temp MAT Equiv Grade 13	1	0	Male	0	0	0	0	0	0	0	0
				Female	1	1	0	0	0	0	0	0
Grand Total #		1	0	Male #	0	0	0	0	0	0	0	
Grand Total %			0.0	Male %	0.0	0.0	0.0	0.0	0.0	0.0	0.0	
				Female #	1	1	0	0	0	0	0	
				Female%	100.0	100.0	0.0	0.0	0.0	0.0	0.0	

Maricopa County Community College District

**Phoenix College
Workforce Analysis**

Snapshot Date: 09/30/2017

Organizational Unit: Educational Specialized Svcs

Job Code	JobTitle	Total		Total								
		EMP	MIN	EMP	W	AA	H	A	NA	PI	2+	
4035	Tutor	8	7	Male	2	0	0	1	1	0	0	0
				Female	6	1	1	2	2	0	0	0
4354	Educ Dev Pro Gro Proj Sum Com	1	1	Male	0	0	0	0	0	0	0	0
				Female	1	0	0	1	0	0	0	0
Grand Total #		9	8	Male #	2	0	0	1	1	0	0	0
Grand Total %			88.9	Male %	22.2	0.0	0.0	11.1	11.1	0.0	0.0	0.0
				Female #	7	1	1	3	2	0	0	0
				Female%	77.8	11.1	11.1	33.3	22.2	0.0	0.0	0.0

Maricopa County Community College District

**Phoenix College
Workforce Analysis**

Snapshot Date: 09/30/2017

Organizational Unit: Emergency Medical Tech

Job Code	JobTitle	Total		Total								
		EMP	MIN	EMP	W	AA	H	A	NA	PI	2+	
4105	EMT Lab Tutor EMT Cert	2	0	Male	1	1	0	0	0	0	0	0
				Female	1	1	0	0	0	0	0	0
Grand Total #		2	0	Male #	1	1	0	0	0	0	0	0
Grand Total %			0.0	Male %	50.0	50.0	0.0	0.0	0.0	0.0	0.0	0.0
				Female #	1	1	0	0	0	0	0	0
				Female%	50.0	50.0	0.0	0.0	0.0	0.0	0.0	0.0

Maricopa County Community College District

**Phoenix College
Workforce Analysis**

Snapshot Date: 09/30/2017

Organizational Unit: Empl & Organizational Learning

Job Code	JobTitle	Total		Total								
		EMP	MIN	EMP	W	AA	H	A	NA	PI	2+	
4560	HVAC Maint Tech	1	0	Male	1	1	0	0	0	0	0	0
				Female	0	0	0	0	0	0	0	0
Grand Total #		1	0	Male #	1	1	0	0	0	0	0	0
Grand Total %			0.0	Male %	100.0	100.0	0.0	0.0	0.0	0.0	0.0	0.0
				Female #	0	0	0	0	0	0	0	0
				Female%	0.0	0.0	0.0	0.0	0.0	0.0	0.0	0.0

Maricopa County Community College District

**Phoenix College
Workforce Analysis**

Snapshot Date: 09/30/2017

Organizational Unit: English

Job Code	JobTitle	Total		Total								
		EMP	MIN	EMP	W	AA	H	A	NA	PI	2+	
2590	Program Advisor	1	0	Male	0	0	0	0	0	0	0	0
				Female	1	1	0	0	0	0	0	0
2910	Admin Secretary II	1	1	Male	0	0	0	0	0	0	0	0
				Female	1	0	0	1	0	0	0	0
4028	Substitute Pay Day Inst	1	0	Male	0	0	0	0	0	0	0	0
				Female	1	1	0	0	0	0	0	0
4038	Student Lrning Facilitator III	1	1	Male	1	0	0	1	0	0	0	0
				Female	0	0	0	0	0	0	0	0
4204	Adjunct Faculty Day	17	3	Male	2	2	0	0	0	0	0	0
				Female	15	12	1	1	0	1	0	0
4205	Adjunct Faculty Evening	18	1	Male	9	9	0	0	0	0	0	0
				Female	9	8	0	1	0	0	0	0
6381	English Composition	2	1	Male	1	0	0	0	0	1	0	0
				Female	1	1	0	0	0	0	0	0
7320	English	10	1	Male	6	5	0	1	0	0	0	0
				Female	4	4	0	0	0	0	0	0
7776	English ESL	2	1	Male	1	0	1	0	0	0	0	0
				Female	1	1	0	0	0	0	0	0
8369	English as a Second Language	1	0	Male	1	1	0	0	0	0	0	0
				Female	0	0	0	0	0	0	0	0
Grand Total #		54	9	Male #	21	17	1	2	0	1	0	0
Grand Total %			16.7	Male %	38.9	31.5	1.9	3.7	0.0	1.9	0.0	0.0
				Female #	33	28	1	3	0	1	0	0
				Female%	61.1	51.9	1.9	5.6	0.0	1.9	0.0	0.0

Maricopa County Community College District

**Phoenix College
Workforce Analysis**

Snapshot Date: 09/30/2017

Organizational Unit: English-Journalism-Humanities

Job Code	JobTitle	Total		Total								
		EMP	MIN	EMP	W	AA	H	A	NA	PI	2+	
4204	Adjunct Faculty Day	1	0	Male	0	0	0	0	0	0	0	0
				Female	1	1	0	0	0	0	0	0
Grand Total #		1	0	Male #	0	0	0	0	0	0	0	0
Grand Total %			0.0	Male %	0.0	0.0	0.0	0.0	0.0	0.0	0.0	0.0
				Female #	1	1	0	0	0	0	0	0
				Female%	100.0	100.0	0.0	0.0	0.0	0.0	0.0	0.0

Maricopa County Community College District

**Phoenix College
Workforce Analysis**

Snapshot Date: 09/30/2017

Organizational Unit: English-Reading-Journalism

Job Code	JobTitle	Total		Total								
		EMP	MIN	EMP	W	AA	H	A	NA	PI	2+	
4204	Adjunct Faculty Day	1	0	Male	1	1	0	0	0	0	0	0
				Female	0	0	0	0	0	0	0	0
8150	Reading	1	0	Male	0	0	0	0	0	0	0	0
				Female	1	1	0	0	0	0	0	0
Grand Total #		2	0	Male #	1	1	0	0	0	0	0	0
Grand Total %			0.0	Male %	50.0	50.0	0.0	0.0	0.0	0.0	0.0	0.0
				Female #	1	1	0	0	0	0	0	0
				Female%	50.0	50.0	0.0	0.0	0.0	0.0	0.0	0.0

Maricopa County Community College District

**Phoenix College
Workforce Analysis**

Snapshot Date: 09/30/2017

Organizational Unit: Enrollment Management

Job Code	JobTitle	Total		Total								
		EMP	MIN	EMP	W	AA	H	A	NA	PI	2+	
4075	Temp Level 2	1	1	Male	0	0	0	0	0	0	0	0
				Female	1	0	0	1	0	0	0	0
Grand Total #		1	1	Male #	0	0	0	0	0	0	0	0
Grand Total %			100.0	Male %	0.0	0.0	0.0	0.0	0.0	0.0	0.0	0.0
				Female #	1	0	0	1	0	0	0	0
				Female%	100.0	0.0	0.0	100.0	0.0	0.0	0.0	0.0

Maricopa County Community College District

**Phoenix College
Workforce Analysis**

Snapshot Date: 09/30/2017

Organizational Unit: Enrollment Services

Job Code	JobTitle	Total		Total									
		EMP	MIN	EMP	W	AA	H	A	NA	PI	2+		
1456	Student Svcs Tech	2	2	Male	1	0	0	1	0	0	0	0	0
				Female	1	0	0	1	0	0	0	0	0
1458	Coord Student Svcs	1	0	Male	0	0	0	0	0	0	0	0	0
				Female	1	1	0	0	0	0	0	0	0
2900	Admissions Records Tech I	1	0	Male	0	0	0	0	0	0	0	0	0
				Female	1	1	0	0	0	0	0	0	0
3515	Information Clerk	1	1	Male	1	0	0	1	0	0	0	0	0
				Female	0	0	0	0	0	0	0	0	0
4075	Temp Level 2	3	3	Male	2	0	2	0	0	0	0	0	0
				Female	1	0	0	1	0	0	0	0	0
Grand Total #		8	6	Male #	4	0	2	2	0	0	0	0	
Grand Total %			75.0	Male %	50.0	0.0	25.0	25.0	0.0	0.0	0.0	0.0	
				Female #	4	2	0	2	0	0	0	0	
				Female%	50.0	25.0	0.0	25.0	0.0	0.0	0.0	0.0	

Maricopa County Community College District

**Phoenix College
Workforce Analysis**

Snapshot Date: 09/30/2017

Organizational Unit: Exercise Science

Job Code	JobTitle	Total		Total								
		EMP	MIN	EMP	W	AA	H	A	NA	PI	2+	
4204	Adjunct Faculty Day	1	1	Male	1	0	0	1	0	0	0	0
				Female	0	0	0	0	0	0	0	
Grand Total #		1	1	Male #	1	0	0	1	0	0	0	0
Grand Total %			100.0	Male %	100.0	0.0	0.0	100.0	0.0	0.0	0.0	0.0
				Female #	0	0	0	0	0	0	0	0
				Female%	0.0	0.0	0.0	0.0	0.0	0.0	0.0	0.0

Maricopa County Community College District

**Phoenix College
Workforce Analysis**

Snapshot Date: 09/30/2017

Organizational Unit: Facility Events-Fleet Services

Job Code	JobTitle	Total		Total								
		EMP	MIN	EMP	W	AA	H	A	NA	PI	2+	
2785	Office Coord II	1	1	Male	0	0	0	0	0	0	0	0
				Female	1	0	0	1	0	0	0	0
Grand Total #		1	1	Male #	0	0	0	0	0	0	0	0
Grand Total %			100.0	Male %	0.0	0.0	0.0	0.0	0.0	0.0	0.0	0.0
				Female #	1	0	0	1	0	0	0	0
				Female%	100.0	0.0	0.0	100.0	0.0	0.0	0.0	0.0

Maricopa County Community College District

**Phoenix College
Workforce Analysis**

Snapshot Date: 09/30/2017

Organizational Unit: Fin Aid Office

Job Code	JobTitle	Total		Total								
		EMP	MIN	EMP	W	AA	H	A	NA	PI	2+	
2570	Financial Aid Tech II	4	3	Male	1	0	0	0	1	0	0	0
				Female	3	1	0	1	0	1	0	0
2582	Financial Aid Tech III	3	1	Male	1	1	0	0	0	0	0	0
				Female	2	1	0	1	0	0	0	0
Grand Total #		7	4	Male #	2	1	0	0	1	0	0	0
Grand Total %			57.1	Male %	28.6	14.3	0.0	0.0	14.3	0.0	0.0	0.0
				Female #	5	2	0	2	0	1	0	0
				Female%	71.4	28.6	0.0	28.6	0.0	14.3	0.0	0.0

Maricopa County Community College District

**Phoenix College
Workforce Analysis**

Snapshot Date: 09/30/2017

Organizational Unit: Financial Aid

Job Code	JobTitle	Total		Total								
		EMP	MIN	EMP	W	AA	H	A	NA	PI	2+	
2573	Financial Aid Outreach Special	1	1	Male	0	0	0	0	0	0	0	0
				Female	1	0	0	0	1	0	0	0
951	Asst Dir Financial Aid	1	1	Male	0	0	0	0	0	0	0	0
				Female	1	0	0	1	0	0	0	0
Grand Total #		2	2	Male #	0	0	0	0	0	0	0	0
Grand Total %			100.0	Male %	0.0	0.0	0.0	0.0	0.0	0.0	0.0	0.0
				Female #	2	0	0	1	1	0	0	0
				Female%	100.0	0.0	0.0	50.0	50.0	0.0	0.0	0.0

Maricopa County Community College District

**Phoenix College
Workforce Analysis**

Snapshot Date: 09/30/2017

Organizational Unit: Fine & Performing Arts Div.

Job Code	JobTitle	Total		Total								
		EMP	MIN	EMP	W	AA	H	A	NA	PI	2+	
4205	Adjunct Faculty Evening	1	0	Male	0	0	0	0	0	0	0	0
				Female	1	1	0	0	0	0	0	0
Grand Total #		1	0	Male #	0	0	0	0	0	0	0	0
Grand Total %			0.0	Male %	0.0	0.0	0.0	0.0	0.0	0.0	0.0	0.0
				Female #	1	1	0	0	0	0	0	0
				Female%	100.0	100.0	0.0	0.0	0.0	0.0	0.0	0.0

Maricopa County Community College District

**Phoenix College
Workforce Analysis**

Snapshot Date: 09/30/2017

Organizational Unit: Fine Arts Div

Job Code	JobTitle	Total		Total								
		EMP	MIN	EMP	W	AA	H	A	NA	PI	2+	
8374	Theatre Arts	1	1	Male	0	0	0	0	0	0	0	0
				Female	1	0	0	1	0	0	0	0
Grand Total #		1	1	Male #	0	0	0	0	0	0	0	0
Grand Total %			100.0	Male %	0.0	0.0	0.0	0.0	0.0	0.0	0.0	0.0
				Female #	1	0	0	1	0	0	0	0
				Female%	100.0	0.0	0.0	100.0	0.0	0.0	0.0	0.0

Maricopa County Community College District

**Phoenix College
Workforce Analysis**

Snapshot Date: 09/30/2017

Organizational Unit: Fine-Performing Arts - Art

Job Code	JobTitle	Total		Total								
		EMP	MIN	EMP	W	AA	H	A	NA	PI	2+	
4029	Substitute Pay Evening Inst	1	0	Male	0	0	0	0	0	0	0	0
				Female	1	1	0	0	0	0	0	
4204	Adjunct Faculty Day	10	3	Male	4	3	1	0	0	0	0	
				Female	6	4	0	1	0	1	0	
4205	Adjunct Faculty Evening	14	3	Male	11	9	0	2	0	0	0	
				Female	3	2	0	0	1	0	0	
8407	Graphic Arts	1	0	Male	1	1	0	0	0	0	0	
				Female	0	0	0	0	0	0	0	
8483	Art History	1	1	Male	1	0	0	1	0	0	0	
				Female	0	0	0	0	0	0	0	
Grand Total #		27	7	Male #	17	13	1	3	0	0	0	
Grand Total %			25.9	Male %	63.0	48.1	3.7	11.1	0.0	0.0	0.0	
				Female #	10	7	0	1	1	1	0	
				Female%	37.0	25.9	0.0	3.7	3.7	3.7	0.0	

Maricopa County Community College District

**Phoenix College
Workforce Analysis**

Snapshot Date: 09/30/2017

Organizational Unit: Fine-Performing Arts -Theater

Job Code	JobTitle	Total		Total								
		EMP	MIN	EMP	W	AA	H	A	NA	PI	2+	
4204	Adjunct Faculty Day	2	0	Male	1	1	0	0	0	0	0	0
				Female	1	1	0	0	0	0	0	0
Grand Total #		2	0	Male #	1	1	0	0	0	0	0	
Grand Total %			0.0	Male %	50.0	50.0	0.0	0.0	0.0	0.0	0.0	
				Female #	1	1	0	0	0	0	0	
				Female%	50.0	50.0	0.0	0.0	0.0	0.0	0.0	

Maricopa County Community College District

**Phoenix College
Workforce Analysis**

Snapshot Date: 09/30/2017

Organizational Unit: Fine-Performing Arts-Music

Job Code	JobTitle	Total		Total								
		EMP	MIN	EMP	W	AA	H	A	NA	PI	2+	
4028	Substitute Pay Day Inst	1	1	Male	0	0	0	0	0	0	0	0
				Female	1	0	0	1	0	0	0	0
4204	Adjunct Faculty Day	9	1	Male	3	3	0	0	0	0	0	
				Female	6	5	0	0	1	0	0	
4205	Adjunct Faculty Evening	4	0	Male	1	1	0	0	0	0	0	
				Female	3	3	0	0	0	0	0	
7552	Music Audio Production Tech	1	0	Male	1	1	0	0	0	0	0	
				Female	0	0	0	0	0	0	0	
Grand Total #		15	2	Male #	5	5	0	0	0	0	0	
Grand Total %			13.3	Male %	33.3	33.3	0.0	0.0	0.0	0.0	0.0	
				Female #	10	8	0	1	1	0	0	
				Female%	66.7	53.3	0.0	6.7	6.7	0.0	0.0	

Maricopa County Community College District

**Phoenix College
Workforce Analysis**

Snapshot Date: 09/30/2017

Organizational Unit: Fine/Performing Arts - Art

Job Code	JobTitle	Total		Total								
		EMP	MIN	EMP	W	AA	H	A	NA	PI	2+	
7040	Art	2	0	Male	1	1	0	0	0	0	0	0
				Female	1	1	0	0	0	0	0	0
8010	Photography	1	0	Male	0	0	0	0	0	0	0	0
				Female	1	1	0	0	0	0	0	0
Grand Total #		3	0	Male #	1	1	0	0	0	0	0	0
Grand Total %			0.0	Male %	33.3	33.3	0.0	0.0	0.0	0.0	0.0	0.0
				Female #	2	2	0	0	0	0	0	0
				Female%	66.7	66.7	0.0	0.0	0.0	0.0	0.0	0.0

Maricopa County Community College District

**Phoenix College
Workforce Analysis**

Snapshot Date: 09/30/2017

Organizational Unit: Fine/Performing Arts -Theater

Job Code	JobTitle	Total		Total								
		EMP	MIN	EMP	W	AA	H	A	NA	PI	2+	
3006	Theatre Tech Coord	1	0	Male	1	1	0	0	0	0	0	0
				Female	0	0	0	0	0	0	0	0
Grand Total #		1	0	Male #	1	1	0	0	0	0	0	
Grand Total %			0.0	Male %	100.0	100.0	0.0	0.0	0.0	0.0	0.0	
				Female #	0	0	0	0	0	0	0	
				Female%	0.0	0.0	0.0	0.0	0.0	0.0	0.0	

Maricopa County Community College District

**Phoenix College
Workforce Analysis**

Snapshot Date: 09/30/2017

Organizational Unit: Fine/Performing Arts-Music

Job Code	JobTitle	Total		Total								
		EMP	MIN	EMP	W	AA	H	A	NA	PI	2+	
7550	Music	3	0	Male	3	3	0	0	0	0	0	0
				Female	0	0	0	0	0	0	0	0
Grand Total #		3	0	Male #	3	3	0	0	0	0	0	
Grand Total %			0.0	Male %	100.0	100.0	0.0	0.0	0.0	0.0	0.0	
				Female #	0	0	0	0	0	0	0	
				Female%	0.0	0.0	0.0	0.0	0.0	0.0	0.0	

Maricopa County Community College District

**Phoenix College
Workforce Analysis**

Snapshot Date: 09/30/2017

Organizational Unit: Fitness & Wellness

Job Code	JobTitle	Total		Total								
		EMP	MIN	EMP	W	AA	H	A	NA	PI	2+	
4003	Fitness Ctr Trainer	1	0	Male	0	0	0	0	0	0	0	0
				Female	1	1	0	0	0	0	0	
4204	Adjunct Faculty Day	1	1	Male	0	0	0	0	0	0	0	
				Female	1	0	0	0	1	0	0	
Grand Total #		2	1	Male #	0	0	0	0	0	0	0	
Grand Total %			50.0	Male %	0.0	0.0	0.0	0.0	0.0	0.0	0.0	
				Female #	2	1	0	0	1	0	0	
				Female%	100.0	50.0	0.0	0.0	50.0	0.0	0.0	

Maricopa County Community College District

**Phoenix College
Workforce Analysis**

Snapshot Date: 09/30/2017

Organizational Unit: Fitness-Health-P.E.

Job Code	JobTitle	Total		Total								
		EMP	MIN	EMP	W	AA	H	A	NA	PI	2+	
4204	Adjunct Faculty Day	1	0	Male	0	0	0	0	0	0	0	0
				Female	1	1	0	0	0	0	0	0
Grand Total #		1	0	Male #	0	0	0	0	0	0	0	0
Grand Total %			0.0	Male %	0.0	0.0	0.0	0.0	0.0	0.0	0.0	0.0
				Female #	1	1	0	0	0	0	0	0
				Female%	100.0	100.0	0.0	0.0	0.0	0.0	0.0	0.0

Maricopa County Community College District

**Phoenix College
Workforce Analysis**

Snapshot Date: 09/30/2017

Organizational Unit: General Operations

Job Code	JobTitle	Total		Total									
		EMP	MIN	EMP	W	AA	H	A	NA	PI	2+		
2730	Admin Secretary III	1	0	Male	1	1	0	0	0	0	0	0	0
				Female	0	0	0	0	0	0	0	0	0
Grand Total #		1	0	Male #	1	1	0	0	0	0	0	0	0
Grand Total %			0.0	Male %	100.0	100.0	0.0	0.0	0.0	0.0	0.0	0.0	0.0
				Female #	0	0	0	0	0	0	0	0	0
				Female%	0.0	0.0	0.0	0.0	0.0	0.0	0.0	0.0	0.0

Maricopa County Community College District

**Phoenix College
Workforce Analysis**

Snapshot Date: 09/30/2017

Organizational Unit: Health Care Education

Job Code	JobTitle	Total		Total								
		EMP	MIN	EMP	W	AA	H	A	NA	PI	2+	
2775	Science Lab Tech	1	0	Male	0	0	0	0	0	0	0	0
				Female	1	1	0	0	0	0	0	0
Grand Total #		1	0	Male #	0	0	0	0	0	0	0	0
Grand Total %			0.0	Male %	0.0	0.0	0.0	0.0	0.0	0.0	0.0	0.0
				Female #	1	1	0	0	0	0	0	0
				Female%	100.0	100.0	0.0	0.0	0.0	0.0	0.0	0.0

Maricopa County Community College District

**Phoenix College
Workforce Analysis**

Snapshot Date: 09/30/2017

Organizational Unit: Hlth Profns,Fitness&Wellness

Job Code	JobTitle	Total		Total									
		EMP	MIN	EMP	W	AA	H	A	NA	PI	2+		
1322	Allied Hlth Care Clinical Inst	3	0	Male	0	0	0	0	0	0	0	0	0
				Female	3	3	0	0	0	0	0	0	0
1427	Head Athletic Trainer	1	0	Male	0	0	0	0	0	0	0	0	0
				Female	1	1	0	0	0	0	0	0	0
1930	Athletic Spec	3	1	Male	2	2	0	0	0	0	0	0	0
				Female	1	0	1	0	0	0	0	0	0
2635	Aerobic Fitness HIC Tech	2	1	Male	1	1	0	0	0	0	0	0	0
				Female	1	0	0	1	0	0	0	0	0
2910	Admin Secretary II	1	0	Male	0	0	0	0	0	0	0	0	0
				Female	1	1	0	0	0	0	0	0	0
3210	Equipment Clerk	1	1	Male	0	0	0	0	0	0	0	0	0
				Female	1	0	0	1	0	0	0	0	0
4204	Adjunct Faculty Day	9	1	Male	2	1	0	1	0	0	0	0	0
				Female	7	7	0	0	0	0	0	0	0
4205	Adjunct Faculty Evening	5	1	Male	0	0	0	0	0	0	0	0	0
				Female	5	4	0	0	0	1	0	0	0
4357	Instructional Consultant	5	4	Male	5	1	4	0	0	0	0	0	0
				Female	0	0	0	0	0	0	0	0	0
7310	Emergency Medical Tech	1	0	Male	1	1	0	0	0	0	0	0	0
				Female	0	0	0	0	0	0	0	0	0
7530	Medical Records	1	0	Male	0	0	0	0	0	0	0	0	0
				Female	1	1	0	0	0	0	0	0	0
7600	Physical Education	2	0	Male	1	1	0	0	0	0	0	0	0
				Female	1	1	0	0	0	0	0	0	0
8127	Health Information	1	0	Male	0	0	0	0	0	0	0	0	0
				Female	1	1	0	0	0	0	0	0	0

Maricopa County Community College District

**Phoenix College
Workforce Analysis**

Snapshot Date: 09/30/2017

Organizational Unit: Hlth Profns,Fitness&Wellness

Job Code	JobTitle	Total		Total								
		EMP	MIN	EMP	W	AA	H	A	NA	PI	2+	
8666	Health Care Education	3	1	Male	0	0	0	0	0	0	0	0
				Female	3	2	1	0	0	0	0	0
Grand Total #		38	10	Male #	12	7	4	1	0	0	0	0
Grand Total %			26.3	Male %	31.6	18.4	10.5	2.6	0.0	0.0	0.0	0.0
				Female #	26	21	2	2	0	1	0	0
				Female%	68.4	55.3	5.3	5.3	0.0	2.6	0.0	0.0

Maricopa County Community College District

**Phoenix College
Workforce Analysis**

Snapshot Date: 09/30/2017

Organizational Unit: Human Resources Operations

Job Code	JobTitle	Total		Total								
		EMP	MIN	EMP	W	AA	H	A	NA	PI	2+	
2580	Human Resources Analyst	1	1	Male	1	0	0	1	0	0	0	0
				Female	0	0	0	0	0	0	0	
Grand Total #		1	1	Male #	1	0	0	1	0	0	0	0
Grand Total %			100.0	Male %	100.0	0.0	0.0	100.0	0.0	0.0	0.0	0.0
				Female #	0	0	0	0	0	0	0	0
				Female%	0.0	0.0	0.0	0.0	0.0	0.0	0.0	0.0

Maricopa County Community College District

**Phoenix College
Workforce Analysis**

Snapshot Date: 09/30/2017

Organizational Unit: In Person Teaching-Learning

Job Code	JobTitle	Total		Total								
		EMP	MIN	EMP	W	AA	H	A	NA	PI	2+	
4097	Dental Clinical Lab Assoc	4	0	Male	0	0	0	0	0	0	0	0
				Female	4	4	0	0	0	0	0	0
Grand Total #		4	0	Male #	0	0	0	0	0	0	0	0
Grand Total %			0.0	Male %	0.0	0.0	0.0	0.0	0.0	0.0	0.0	0.0
				Female #	4	4	0	0	0	0	0	0
				Female%	100.0	100.0	0.0	0.0	0.0	0.0	0.0	0.0

Maricopa County Community College District

**Phoenix College
Workforce Analysis**

Snapshot Date: 09/30/2017

Organizational Unit: Information Technology Media

Job Code	JobTitle	Total		Total								
		EMP	MIN	EMP	W	AA	H	A	NA	PI	2+	
1159	Coord Video Production	1	0	Male	1	1	0	0	0	0	0	0
				Female	0	0	0	0	0	0	0	0
2525	Audiovisual Tech	1	0	Male	1	1	0	0	0	0	0	0
				Female	0	0	0	0	0	0	0	0
781	Mgr Tech Support	1	0	Male	1	1	0	0	0	0	0	0
				Female	0	0	0	0	0	0	0	0
Grand Total #		3	0	Male #	3	3	0	0	0	0	0	0
Grand Total %			0.0	Male %	100.0	100.0	0.0	0.0	0.0	0.0	0.0	0.0
				Female #	0	0	0	0	0	0	0	0
				Female%	0.0	0.0	0.0	0.0	0.0	0.0	0.0	0.0

Maricopa County Community College District

**Phoenix College
Workforce Analysis**

Snapshot Date: 09/30/2017

Organizational Unit: Information Technology Support

Job Code	JobTitle	Total		Total								
		EMP	MIN	EMP	W	AA	H	A	NA	PI	2+	
2535	Computer Maint Tech	5	1	Male	5	4	0	0	0	1	0	0
				Female	0	0	0	0	0	0	0	0
Grand Total #		5	1	Male #	5	4	0	0	0	1	0	0
Grand Total %			20.0	Male %	100.0	80.0	0.0	0.0	0.0	20.0	0.0	0.0
				Female #	0	0	0	0	0	0	0	0
				Female%	0.0	0.0	0.0	0.0	0.0	0.0	0.0	0.0

Maricopa County Community College District

**Phoenix College
Workforce Analysis**

Snapshot Date: 09/30/2017

Organizational Unit: Infrastructure and Development

Job Code	JobTitle	Total		Total								
		EMP	MIN	EMP	W	AA	H	A	NA	PI	2+	
1103	Network Admin	1	0	Male	1	1	0	0	0	0	0	0
				Female	0	0	0	0	0	0	0	0
1211	Systems Admin II	1	0	Male	1	1	0	0	0	0	0	0
				Female	0	0	0	0	0	0	0	0
980	Programmer Analyst III	1	0	Male	1	1	0	0	0	0	0	0
				Female	0	0	0	0	0	0	0	0
Grand Total #		3	0	Male #	3	3	0	0	0	0	0	0
Grand Total %			0.0	Male %	100.0	100.0	0.0	0.0	0.0	0.0	0.0	0.0
				Female #	0	0	0	0	0	0	0	0
				Female%	0.0	0.0	0.0	0.0	0.0	0.0	0.0	0.0

Maricopa County Community College District

**Phoenix College
Workforce Analysis**

Snapshot Date: 09/30/2017

Organizational Unit: Institutional Advancement

Job Code	JobTitle	Total		Total								
		EMP	MIN	EMP	W	AA	H	A	NA	PI	2+	
2576	Graphic Designer II	1	1	Male	1	0	0	1	0	0	0	0
				Female	0	0	0	0	0	0	0	
Grand Total #		1	1	Male #	1	0	0	1	0	0	0	0
Grand Total %			100.0	Male %	100.0	0.0	0.0	100.0	0.0	0.0	0.0	0.0
				Female #	0	0	0	0	0	0	0	0
				Female%	0.0	0.0	0.0	0.0	0.0	0.0	0.0	0.0

Maricopa County Community College District

**Phoenix College
Workforce Analysis**

Snapshot Date: 09/30/2017

Organizational Unit: Institutional Research

Job Code	JobTitle	Total		Total								
		EMP	MIN	EMP	W	AA	H	A	NA	PI	2+	
2805	Research Asst	1	0	Male	0	0	0	0	0	0	0	0
				Female	1	1	0	0	0	0	0	0
Grand Total #		1	0	Male #	0	0	0	0	0	0	0	0
Grand Total %			0.0	Male %	0.0	0.0	0.0	0.0	0.0	0.0	0.0	0.0
				Female #	1	1	0	0	0	0	0	0
				Female%	100.0	100.0	0.0	0.0	0.0	0.0	0.0	0.0

Maricopa County Community College District

**Phoenix College
Workforce Analysis**

Snapshot Date: 09/30/2017

Organizational Unit: Instructional - Day Reg Sem

Job Code	JobTitle	Total		Total								
		EMP	MIN	EMP	W	AA	H	A	NA	PI	2+	
4205	Adjunct Faculty Evening	1	0	Male	1	1	0	0	0	0	0	0
				Female	0	0	0	0	0	0	0	0
Grand Total #		1	0	Male #	1	1	0	0	0	0	0	0
Grand Total %			0.0	Male %	100.0	100.0	0.0	0.0	0.0	0.0	0.0	0.0
				Female #	0	0	0	0	0	0	0	0
				Female%	0.0	0.0	0.0	0.0	0.0	0.0	0.0	0.0

Maricopa County Community College District

**Phoenix College
Workforce Analysis**

Snapshot Date: 09/30/2017

Organizational Unit: Instructional Support Services

Job Code	JobTitle	Total		Total								
		EMP	MIN	EMP	W	AA	H	A	NA	PI	2+	
2305	Admin Asst I	1	1	Male	0	0	0	0	0	0	0	0
				Female	1	0	0	1	0	0	0	
2550	Curriculum Tech	1	0	Male	1	1	0	0	0	0	0	
				Female	0	0	0	0	0	0		
Grand Total #		2	1	Male #	1	1	0	0	0	0	0	
Grand Total %			50.0	Male %	50.0	50.0	0.0	0.0	0.0	0.0	0.0	
				Female #	1	0	0	1	0	0	0	
				Female%	50.0	0.0	0.0	50.0	0.0	0.0	0.0	

Maricopa County Community College District

**Phoenix College
Workforce Analysis**

Snapshot Date: 09/30/2017

Organizational Unit: International Student Center

Job Code	JobTitle	Total		Total								
		EMP	MIN	EMP	W	AA	H	A	NA	PI	2+	
1458	Coord Student Svcs	1	1	Male	0	0	0	0	0	0	0	0
				Female	1	0	0	1	0	0	0	
Grand Total #		1	1	Male #	0	0	0	0	0	0	0	0
Grand Total %			100.0	Male %	0.0	0.0	0.0	0.0	0.0	0.0	0.0	0.0
				Female #	1	0	0	1	0	0	0	0
				Female%	100.0	0.0	0.0	100.0	0.0	0.0	0.0	0.0

Maricopa County Community College District

**Phoenix College
Workforce Analysis**

Snapshot Date: 09/30/2017

Organizational Unit: IT App Web Development

Job Code	JobTitle	Total		Total								
		EMP	MIN	EMP	W	AA	H	A	NA	PI	2+	
4075	Temp Level 2	1	1	Male	1	0	0	1	0	0	0	0
				Female	0	0	0	0	0	0	0	
Grand Total #		1	1	Male #	1	0	0	1	0	0	0	0
Grand Total %			100.0	Male %	100.0	0.0	0.0	100.0	0.0	0.0	0.0	0.0
				Female #	0	0	0	0	0	0	0	0
				Female%	0.0	0.0	0.0	0.0	0.0	0.0	0.0	0.0

Maricopa County Community College District

**Phoenix College
Workforce Analysis**

Snapshot Date: 09/30/2017

Organizational Unit: IT Help Desk

Job Code	JobTitle	Total		Total								
		EMP	MIN	EMP	W	AA	H	A	NA	PI	2+	
2706	Help Desk Analyst	2	2	Male	1	0	0	1	0	0	0	0
				Female	1	0	0	1	0	0	0	0
4075	Temp Level 2	2	1	Male	1	0	0	1	0	0	0	0
				Female	1	1	0	0	0	0	0	0
Grand Total #		4	3	Male #	2	0	0	2	0	0	0	0
Grand Total %			75.0	Male %	50.0	0.0	0.0	50.0	0.0	0.0	0.0	0.0
				Female #	2	1	0	1	0	0	0	0
				Female%	50.0	25.0	0.0	25.0	0.0	0.0	0.0	0.0

Maricopa County Community College District

**Phoenix College
Workforce Analysis**

Snapshot Date: 09/30/2017

Organizational Unit: IT Tier 2 Services

Job Code	JobTitle	Total		Total								
		EMP	MIN	EMP	W	AA	H	A	NA	PI	2+	
4075	Temp Level 2	1	0	Male	1	1	0	0	0	0	0	0
				Female	0	0	0	0	0	0	0	0
Grand Total #		1	0	Male #	1	1	0	0	0	0	0	0
Grand Total %			0.0	Male %	100.0	100.0	0.0	0.0	0.0	0.0	0.0	0.0
				Female #	0	0	0	0	0	0	0	0
				Female%	0.0	0.0	0.0	0.0	0.0	0.0	0.0	0.0

Maricopa County Community College District

**Phoenix College
Workforce Analysis**

Snapshot Date: 09/30/2017

Organizational Unit: ITS Infrastructure

Job Code	JobTitle	Total		Total								
		EMP	MIN	EMP	W	AA	H	A	NA	PI	2+	
4075	Temp Level 2	1	0	Male	1	1	0	0	0	0	0	0
				Female	0	0	0	0	0	0	0	0
Grand Total #		1	0	Male #	1	1	0	0	0	0	0	0
Grand Total %			0.0	Male %	100.0	100.0	0.0	0.0	0.0	0.0	0.0	0.0
				Female #	0	0	0	0	0	0	0	0
				Female%	0.0	0.0	0.0	0.0	0.0	0.0	0.0	0.0

Maricopa County Community College District

**Phoenix College
Workforce Analysis**

Snapshot Date: 09/30/2017

Organizational Unit: ITS Project Management Office

Job Code	JobTitle	Total		Total								
		EMP	MIN	EMP	W	AA	H	A	NA	PI	2+	
4075	Temp Level 2	1	1	Male	1	0	0	1	0	0	0	0
				Female	0	0	0	0	0	0	0	
Grand Total #		1	1	Male #	1	0	0	1	0	0	0	0
Grand Total %			100.0	Male %	100.0	0.0	0.0	100.0	0.0	0.0	0.0	0.0
				Female #	0	0	0	0	0	0	0	0
				Female%	0.0	0.0	0.0	0.0	0.0	0.0	0.0	0.0

Maricopa County Community College District

**Phoenix College
Workforce Analysis**

Snapshot Date: 09/30/2017

Organizational Unit: Lab Support

Job Code	JobTitle	Total		Total								
		EMP	MIN	EMP	W	AA	H	A	NA	PI	2+	
2960	Lab Maint Tech	1	0	Male	0	0	0	0	0	0	0	0
				Female	1	1	0	0	0	0	0	0
Grand Total #		1	0	Male #	0	0	0	0	0	0	0	0
Grand Total %			0.0	Male %	0.0	0.0	0.0	0.0	0.0	0.0	0.0	0.0
				Female #	1	1	0	0	0	0	0	0
				Female%	100.0	100.0	0.0	0.0	0.0	0.0	0.0	0.0

Maricopa County Community College District

**Phoenix College
Workforce Analysis**

Snapshot Date: 09/30/2017

Organizational Unit: Legal Services

Job Code	JobTitle	Total		Total								
		EMP	MIN	EMP	W	AA	H	A	NA	PI	2+	
4075	Temp Level 2	1	0	Male	1	1	0	0	0	0	0	0
				Female	0	0	0	0	0	0	0	0
Grand Total #		1	0	Male #	1	1	0	0	0	0	0	0
Grand Total %			0.0	Male %	100.0	100.0	0.0	0.0	0.0	0.0	0.0	0.0
				Female #	0	0	0	0	0	0	0	0
				Female%	0.0	0.0	0.0	0.0	0.0	0.0	0.0	0.0

Maricopa County Community College District

**Phoenix College
Workforce Analysis**

Snapshot Date: 09/30/2017

Organizational Unit: Legal Studies

Job Code	JobTitle	Total		Total								
		EMP	MIN	EMP	W	AA	H	A	NA	PI	2+	
2910	Admin Secretary II	1	0	Male	0	0	0	0	0	0	0	0
				Female	1	1	0	0	0	0	0	0
4082	Temp MAT Equiv Grade 18	1	0	Male	0	0	0	0	0	0	0	0
				Female	1	1	0	0	0	0	0	0
Grand Total #		2	0	Male #	0	0	0	0	0	0	0	
Grand Total %			0.0	Male %	0.0	0.0	0.0	0.0	0.0	0.0	0.0	
				Female #	2	2	0	0	0	0	0	
				Female%	100.0	100.0	0.0	0.0	0.0	0.0	0.0	

Maricopa County Community College District

Phoenix College Workforce Analysis

Snapshot Date: 09/30/2017

Organizational Unit: Liberal Arts

Job Code	JobTitle	Total		Total								
		EMP	MIN	EMP	W	AA	H	A	NA	PI	2+	
2910	Admin Secretary II	1	1	Male	0	0	0	0	0	0	0	0
				Female	1	0	1	0	0	0	0	
4204	Adjunct Faculty Day	5	2	Male	3	2	0	1	0	0	0	
				Female	2	1	0	1	0	0	0	
4205	Adjunct Faculty Evening	3	2	Male	1	0	0	1	0	0	0	
				Female	2	1	0	1	0	0	0	
6400	Foreign Language	1	1	Male	1	0	0	1	0	0	0	
				Female	0	0	0	0	0	0	0	
7280	Economics	2	0	Male	2	2	0	0	0	0	0	
				Female	0	0	0	0	0	0	0	
7387	American Ind Std Liberal Arts	1	1	Male	1	0	0	0	0	1	0	
				Female	0	0	0	0	0	0	0	
8200	Spanish	1	1	Male	1	0	0	1	0	0	0	
				Female	0	0	0	0	0	0	0	
Grand Total #		14	8	Male #	9	4	0	4	0	1	0	
Grand Total %			57.1	Male %	64.3	28.6	0.0	28.6	0.0	7.1	0.0	
				Female #	5	2	1	2	0	0	0	
				Female%	35.7	14.3	7.1	14.3	0.0	0.0	0.0	

Maricopa County Community College District

**Phoenix College
Workforce Analysis**

Snapshot Date: 09/30/2017

Organizational Unit: Library

Job Code	JobTitle	Total		Total								
		EMP	MIN	EMP	W	AA	H	A	NA	PI	2+	
2770	Library Asst II	4	2	Male	0	0	0	0	0	0	0	0
				Female	4	2	0	2	0	0	0	0
2785	Office Coord II	1	1	Male	0	0	0	0	0	0	0	0
				Female	1	0	1	0	0	0	0	0
2933	Supv Library Access Svcs	1	0	Male	0	0	0	0	0	0	0	0
				Female	1	1	0	0	0	0	0	0
2934	Library Info Tech Spec I	1	1	Male	1	0	0	1	0	0	0	0
				Female	0	0	0	0	0	0	0	0
4212	Service Fac Adjunct Day	4	0	Male	0	0	0	0	0	0	0	0
				Female	4	4	0	0	0	0	0	0
4218	Svcs Fac Adj Evening	2	0	Male	1	1	0	0	0	0	0	0
				Female	1	1	0	0	0	0	0	0
7480	Librarian	4	1	Male	0	0	0	0	0	0	0	0
				Female	4	3	0	1	0	0	0	0
Grand Total #		17	5	Male #	2	1	0	1	0	0	0	0
Grand Total %			29.4	Male %	11.8	5.9	0.0	5.9	0.0	0.0	0.0	0.0
				Female #	15	11	1	3	0	0	0	0
				Female%	88.2	64.7	5.9	17.6	0.0	0.0	0.0	0.0

Maricopa County Community College District

**Phoenix College
Workforce Analysis**

Snapshot Date: 09/30/2017

Organizational Unit: Library Operations

Job Code	JobTitle	Total		Total								
		EMP	MIN	EMP	W	AA	H	A	NA	PI	2+	
2770	Library Asst II	1	1	Male	0	0	0	0	0	0	0	0
				Female	1	0	0	0	0	1	0	0
4075	Temp Level 2	2	2	Male	1	0	0	1	0	0	0	0
				Female	1	0	0	0	0	0	1	0
Grand Total #		3	3	Male #	1	0	0	1	0	0	0	0
Grand Total %			100.0	Male %	33.3	0.0	0.0	33.3	0.0	0.0	0.0	0.0
				Female #	2	0	0	0	0	1	1	0
				Female%	66.7	0.0	0.0	0.0	0.0	33.3	33.3	0.0

Maricopa County Community College District

**Phoenix College
Workforce Analysis**

Snapshot Date: 09/30/2017

Organizational Unit: Library Resource Center

Job Code	JobTitle	Total		Total								
		EMP	MIN	EMP	W	AA	H	A	NA	PI	2+	
4075	Temp Level 2	1	0	Male	1	1	0	0	0	0	0	0
				Female	0	0	0	0	0	0	0	0
Grand Total #		1	0	Male #	1	1	0	0	0	0	0	
Grand Total %			0.0	Male %	100.0	100.0	0.0	0.0	0.0	0.0	0.0	
				Female #	0	0	0	0	0	0	0	
				Female%	0.0	0.0	0.0	0.0	0.0	0.0	0.0	

Maricopa County Community College District

**Phoenix College
Workforce Analysis**

Snapshot Date: 09/30/2017

Organizational Unit: M&O - HVAC/Crafts

Job Code	JobTitle	Total		Total								
		EMP	MIN	EMP	W	AA	H	A	NA	PI	2+	
4550	Carpenter	1	0	Male	1	1	0	0	0	0	0	0
				Female	0	0	0	0	0	0	0	0
4555	Electrician	2	0	Male	2	2	0	0	0	0	0	0
				Female	0	0	0	0	0	0	0	0
4560	HVAC Maint Tech	2	0	Male	2	2	0	0	0	0	0	0
				Female	0	0	0	0	0	0	0	0
4565	Plumber	1	0	Male	1	1	0	0	0	0	0	0
				Female	0	0	0	0	0	0	0	0
Grand Total #		6	0	Male #	6	6	0	0	0	0	0	0
Grand Total %			0.0	Male %	100.0	100.0	0.0	0.0	0.0	0.0	0.0	0.0
				Female #	0	0	0	0	0	0	0	0
				Female%	0.0	0.0	0.0	0.0	0.0	0.0	0.0	0.0

Maricopa County Community College District

**Phoenix College
Workforce Analysis**

Snapshot Date: 09/30/2017

Organizational Unit: M&O Groundskeepers/Custodians

Job Code	JobTitle	Total		Total									
		EMP	MIN	EMP	W	AA	H	A	NA	PI	2+		
4850	Lead Groundskeeper	1	1	Male	1	0	0	1	0	0	0	0	0
				Female	0	0	0	0	0	0	0	0	
4890	Lead Custodian I	1	1	Male	1	0	0	1	0	0	0	0	0
				Female	0	0	0	0	0	0	0	0	
4895	Custodian I	7	6	Male	4	1	0	3	0	0	0	0	
				Female	3	0	0	2	1	0	0	0	
4900	Groundskeeper I	4	1	Male	4	3	1	0	0	0	0	0	
				Female	0	0	0	0	0	0	0	0	
Grand Total #		13	9	Male #	10	4	1	5	0	0	0	0	
Grand Total %			69.2	Male %	76.9	30.8	7.7	38.5	0.0	0.0	0.0	0.0	
				Female #	3	0	0	2	1	0	0	0	
				Female%	23.1	0.0	0.0	15.4	7.7	0.0	0.0	0.0	

Maricopa County Community College District

**Phoenix College
Workforce Analysis**

Snapshot Date: 09/30/2017

Organizational Unit: Maintenance

Job Code	JobTitle	Total		Total								
		EMP	MIN	EMP	W	AA	H	A	NA	PI	2+	
4075	Temp Level 2	1	1	Male	0	0	0	0	0	0	0	0
				Female	1	0	0	1	0	0	0	0
Grand Total #		1	1	Male #	0	0	0	0	0	0	0	0
Grand Total %			100.0	Male %	0.0	0.0	0.0	0.0	0.0	0.0	0.0	0.0
				Female #	1	0	0	1	0	0	0	0
				Female%	100.0	0.0	0.0	100.0	0.0	0.0	0.0	0.0

Maricopa County Community College District

**Phoenix College
Workforce Analysis**

Snapshot Date: 09/30/2017

Organizational Unit: Maintenance & Operations

Job Code	JobTitle	Total		Total								
		EMP	MIN	EMP	W	AA	H	A	NA	PI	2+	
1940	Supv Grounds Maint	1	1	Male	0	0	0	0	0	0	0	0
				Female	1	0	0	0	1	0	0	0
2320	Facilities Tech	1	0	Male	1	1	0	0	0	0	0	0
				Female	0	0	0	0	0	0	0	0
4840	Building Maint Tech	2	1	Male	2	1	0	1	0	0	0	0
				Female	0	0	0	0	0	0	0	0
4915	Utility Worker	1	1	Male	1	0	0	1	0	0	0	0
				Female	0	0	0	0	0	0	0	0
Grand Total #		5	3	Male #	4	2	0	2	0	0	0	0
Grand Total %			60.0	Male %	80.0	40.0	0.0	40.0	0.0	0.0	0.0	0.0
				Female #	1	0	0	0	1	0	0	0
				Female%	20.0	0.0	0.0	0.0	20.0	0.0	0.0	0.0

Maricopa County Community College District

**Phoenix College
Workforce Analysis**

Snapshot Date: 09/30/2017

Organizational Unit: Marketing & Communication

Job Code	JobTitle	Total		Total								
		EMP	MIN	EMP	W	AA	H	A	NA	PI	2+	
4075	Temp Level 2	2	2	Male	1	0	0	0	1	0	0	0
				Female	1	0	0	1	0	0	0	0
Grand Total #		2	2	Male #	1	0	0	0	1	0	0	0
Grand Total %			100.0	Male %	50.0	0.0	0.0	0.0	50.0	0.0	0.0	0.0
				Female #	1	0	0	1	0	0	0	0
				Female%	50.0	0.0	0.0	50.0	0.0	0.0	0.0	0.0

Maricopa County Community College District

**Phoenix College
Workforce Analysis**

Snapshot Date: 09/30/2017

Organizational Unit: Marketing & Public Relations

Job Code	JobTitle	Total		Total								
		EMP	MIN	EMP	W	AA	H	A	NA	PI	2+	
4075	Temp Level 2	1	1	Male	1	0	0	0	1	0	0	0
				Female	0	0	0	0	0	0	0	0
		Grand Total #	1	1	Male #	1	0	0	0	1	0	0
		Grand Total %		100.0	Male %	100.0	0.0	0.0	0.0	100.0	0.0	0.0
					Female #	0	0	0	0	0	0	0
					Female%	0.0	0.0	0.0	0.0	0.0	0.0	0.0

Maricopa County Community College District

**Phoenix College
Workforce Analysis**

Snapshot Date: 09/30/2017

Organizational Unit: Marketing-Creative

Job Code	JobTitle	Total		Total								
		EMP	MIN	EMP	W	AA	H	A	NA	PI	2+	
4075	Temp Level 2	3	1	Male	1	0	1	0	0	0	0	0
				Female	2	2	0	0	0	0	0	
Grand Total #		3	1	Male #	1	0	1	0	0	0	0	
Grand Total %			33.3	Male %	33.3	0.0	33.3	0.0	0.0	0.0	0.0	
				Female #	2	2	0	0	0	0	0	
				Female%	66.7	66.7	0.0	0.0	0.0	0.0	0.0	

Maricopa County Community College District

**Phoenix College
Workforce Analysis**

Snapshot Date: 09/30/2017

Organizational Unit: Mathematics

Job Code	JobTitle	Total		Total								
		EMP	MIN	EMP	W	AA	H	A	NA	PI	2+	
2910	Admin Secretary II	1	0	Male	1	1	0	0	0	0	0	0
				Female	0	0	0	0	0	0	0	0
4204	Adjunct Faculty Day	18	8	Male	12	6	0	4	2	0	0	0
				Female	6	4	0	1	1	0	0	0
4205	Adjunct Faculty Evening	9	2	Male	7	5	2	0	0	0	0	0
				Female	2	2	0	0	0	0	0	0
7500	Mathematics	15	2	Male	7	6	1	0	0	0	0	0
				Female	8	7	0	1	0	0	0	0
Grand Total #		43	12	Male #	27	18	3	4	2	0	0	0
Grand Total %			27.9	Male %	62.8	41.9	7.0	9.3	4.7	0.0	0.0	0.0
				Female #	16	13	0	2	1	0	0	0
				Female%	37.2	30.2	0.0	4.7	2.3	0.0	0.0	0.0

Maricopa County Community College District

**Phoenix College
Workforce Analysis**

Snapshot Date: 09/30/2017

Organizational Unit: Mth, Sci, Engin, & Counseling

Job Code	JobTitle	Total		Total								
		EMP	MIN	EMP	W	AA	H	A	NA	PI	2+	
4036	Student Lrning Facilitator I	10	7	Male	2	0	1	0	1	0	0	0
				Female	8	3	1	3	1	0	0	
4204	Adjunct Faculty Day	1	1	Male	1	0	0	1	0	0	0	0
				Female	0	0	0	0	0	0	0	
7500	Mathematics	1	0	Male	0	0	0	0	0	0	0	0
				Female	1	1	0	0	0	0	0	
Grand Total #		12	8	Male #	3	0	1	1	1	0	0	0
Grand Total %			66.7	Male %	25.0	0.0	8.3	8.3	8.3	0.0	0.0	0.0
				Female #	9	4	1	3	1	0	0	0
				Female%	75.0	33.3	8.3	25.0	8.3	0.0	0.0	0.0

Maricopa County Community College District

**Phoenix College
Workforce Analysis**

Snapshot Date: 09/30/2017

Organizational Unit: Music

Job Code	JobTitle	Total		Total								
		EMP	MIN	EMP	W	AA	H	A	NA	PI	2+	
4018	Music Instruction Hrly	5	2	Male	3	1	0	1	1	0	0	0
				Female	2	2	0	0	0	0	0	0
Grand Total #		5	2	Male #	3	1	0	1	1	0	0	0
Grand Total %			40.0	Male %	60.0	20.0	0.0	20.0	20.0	0.0	0.0	0.0
				Female #	2	2	0	0	0	0	0	0
				Female%	40.0	40.0	0.0	0.0	0.0	0.0	0.0	0.0

Maricopa County Community College District

**Phoenix College
Workforce Analysis**

Snapshot Date: 09/30/2017

Organizational Unit: Music-Performing Arts Center

Job Code	JobTitle	Total		Total								
		EMP	MIN	EMP	W	AA	H	A	NA	PI	2+	
4018	Music Instruction Hrly	1	0	Male	1	1	0	0	0	0	0	0
				Female	0	0	0	0	0	0	0	0
4050	Accompanist	1	0	Male	1	1	0	0	0	0	0	0
				Female	0	0	0	0	0	0	0	0
Grand Total #		2	0	Male #	2	2	0	0	0	0	0	
Grand Total %			0.0	Male %	100.0	100.0	0.0	0.0	0.0	0.0	0.0	
				Female #	0	0	0	0	0	0	0	
				Female%	0.0	0.0	0.0	0.0	0.0	0.0	0.0	

Maricopa County Community College District

**Phoenix College
Workforce Analysis**

Snapshot Date: 09/30/2017

Organizational Unit: My Career, Library & CTL

Job Code	JobTitle	Total		Total								
		EMP	MIN	EMP	W	AA	H	A	NA	PI	2+	
4205	Adjunct Faculty Evening	1	0	Male	0	0	0	0	0	0	0	0
				Female	1	1	0	0	0	0	0	0
Grand Total #		1	0	Male #	0	0	0	0	0	0	0	0
Grand Total %			0.0	Male %	0.0	0.0	0.0	0.0	0.0	0.0	0.0	0.0
				Female #	1	1	0	0	0	0	0	0
				Female%	100.0	100.0	0.0	0.0	0.0	0.0	0.0	0.0

Maricopa County Community College District

**Phoenix College
Workforce Analysis**

Snapshot Date: 09/30/2017

Organizational Unit: Nursing

Job Code	JobTitle	Total		Total									
		EMP	MIN	EMP	W	AA	H	A	NA	PI	2+		
1320	Clinical Nursing Instructor	1	0	Male	0	0	0	0	0	0	0	0	0
				Female	1	1	0	0	0	0	0	0	0
1370	Coord Nursing Lab	1	1	Male	1	0	0	0	1	0	0	0	
				Female	0	0	0	0	0	0	0	0	
2910	Admin Secretary II	1	1	Male	0	0	0	0	0	0	0	0	
				Female	1	0	0	1	0	0	0	0	
4204	Adjunct Faculty Day	5	1	Male	0	0	0	0	0	0	0	0	
				Female	5	4	0	1	0	0	0	0	
7386	Clinical Nursing	11	1	Male	0	0	0	0	0	0	0	0	
				Female	11	10	1	0	0	0	0	0	
7560	Nursing	1	0	Male	0	0	0	0	0	0	0	0	
				Female	1	1	0	0	0	0	0	0	
Grand Total #		20	4	Male #	1	0	0	0	1	0	0	0	
Grand Total %			20.0	Male %	5.0	0.0	0.0	0.0	5.0	0.0	0.0	0.0	
				Female #	19	16	1	2	0	0	0	0	
				Female%	95.0	80.0	5.0	10.0	0.0	0.0	0.0	0.0	

Maricopa County Community College District

**Phoenix College
Workforce Analysis**

Snapshot Date: 09/30/2017

Organizational Unit: Nursing and Health Science

Job Code	JobTitle	Total		Total								
		EMP	MIN	EMP	W	AA	H	A	NA	PI	2+	
4204	Adjunct Faculty Day	1	0	Male	1	1	0	0	0	0	0	0
				Female	0	0	0	0	0	0	0	0
Grand Total #		1	0	Male #	1	1	0	0	0	0	0	
Grand Total %			0.0	Male %	100.0	100.0	0.0	0.0	0.0	0.0	0.0	
				Female #	0	0	0	0	0	0	0	
				Female%	0.0	0.0	0.0	0.0	0.0	0.0	0.0	

Maricopa County Community College District

**Phoenix College
Workforce Analysis**

Snapshot Date: 09/30/2017

Organizational Unit: Office of Dean Enrollment Svcs

Job Code	JobTitle	Total		Total								
		EMP	MIN	EMP	W	AA	H	A	NA	PI	2+	
802	Dir Instr Suppt Svcs Std Devel	1	1	Male	0	0	0	0	0	0	0	0
				Female	1	0	0	0	0	1	0	0
Grand Total #		1	1	Male #	0	0	0	0	0	0	0	0
Grand Total %			100.0	Male %	0.0	0.0	0.0	0.0	0.0	0.0	0.0	0.0
				Female #	1	0	0	0	0	1	0	0
				Female%	100.0	0.0	0.0	0.0	0.0	100.0	0.0	0.0

Maricopa County Community College District

**Phoenix College
Workforce Analysis**

Snapshot Date: 09/30/2017

Organizational Unit: Office of Institutional Effect

Job Code	JobTitle	Total		Total								
		EMP	MIN	EMP	W	AA	H	A	NA	PI	2+	
661	Dir Research	1	0	Male	0	0	0	0	0	0	0	0
				Female	1	1	0	0	0	0	0	0
Grand Total #		1	0	Male #	0	0	0	0	0	0	0	0
Grand Total %			0.0	Male %	0.0	0.0	0.0	0.0	0.0	0.0	0.0	0.0
				Female #	1	1	0	0	0	0	0	0
				Female%	100.0	100.0	0.0	0.0	0.0	0.0	0.0	0.0

Maricopa County Community College District

**Phoenix College
Workforce Analysis**

Snapshot Date: 09/30/2017

Organizational Unit: Office of the Chancellor

Job Code	JobTitle	Total		Total									
		EMP	MIN	EMP	W	AA	H	A	NA	PI	2+		
50	College President	1	0	Male	0	0	0	0	0	0	0	0	0
				Female	1	1	0	0	0	0	0	0	0
6358	Philosophy Political Science	1	0	Male	1	1	0	0	0	0	0	0	0
				Female	0	0	0	0	0	0	0	0	0
791	Dir Advisement Svcs	1	0	Male	0	0	0	0	0	0	0	0	0
				Female	1	1	0	0	0	0	0	0	0
Grand Total #		3	0	Male #	1	1	0	0	0	0	0	0	
Grand Total %			0.0	Male %	33.3	33.3	0.0	0.0	0.0	0.0	0.0	0.0	
				Female #	2	2	0	0	0	0	0	0	
				Female%	66.7	66.7	0.0	0.0	0.0	0.0	0.0	0.0	

Maricopa County Community College District

**Phoenix College
Workforce Analysis**

Snapshot Date: 09/30/2017

Organizational Unit: Office of the President PC

Job Code	JobTitle	Total		Total								
		EMP	MIN	EMP	W	AA	H	A	NA	PI	2+	
100	VP Academic Affairs	1	0	Male	0	0	0	0	0	0	0	0
				Female	1	1	0	0	0	0	0	0
111	Dir Institutional Advancement	1	0	Male	0	0	0	0	0	0	0	0
				Female	1	1	0	0	0	0	0	0
130	VP Admin Svcs	1	0	Male	1	1	0	0	0	0	0	0
				Female	0	0	0	0	0	0	0	0
2306	Admin Asst to College Pres	1	1	Male	0	0	0	0	0	0	0	0
				Female	1	0	0	1	0	0	0	0
Grand Total #		4	1	Male #	1	1	0	0	0	0	0	0
Grand Total %			25.0	Male %	25.0	25.0	0.0	0.0	0.0	0.0	0.0	0.0
				Female #	3	2	0	1	0	0	0	0
				Female%	75.0	50.0	0.0	25.0	0.0	0.0	0.0	0.0

Maricopa County Community College District

**Phoenix College
Workforce Analysis**

Snapshot Date: 09/30/2017

Organizational Unit: Open Entry/Open Exit

Job Code	JobTitle	Total		Total								
		EMP	MIN	EMP	W	AA	H	A	NA	PI	2+	
9938	Student Support Spec	1	1	Male	1	0	1	0	0	0	0	0
				Female	0	0	0	0	0	0	0	
Grand Total #		1	1	Male #	1	0	1	0	0	0	0	
Grand Total %			100.0	Male %	100.0	0.0	100.0	0.0	0.0	0.0	0.0	
				Female #	0	0	0	0	0	0	0	
				Female%	0.0	0.0	0.0	0.0	0.0	0.0	0.0	

Maricopa County Community College District

**Phoenix College
Workforce Analysis**

Snapshot Date: 09/30/2017

Organizational Unit: PC ACE Program

Job Code	JobTitle	Total		Total								
		EMP	MIN	EMP	W	AA	H	A	NA	PI	2+	
2305	Admin Asst I	1	1	Male	0	0	0	0	0	0	0	0
				Female	1	0	0	1	0	0	0	0
2335	Office Coord III	1	1	Male	0	0	0	0	0	0	0	0
				Female	1	0	1	0	0	0	0	0
Grand Total #		2	2	Male #	0	0	0	0	0	0	0	0
Grand Total %			100.0	Male %	0.0	0.0	0.0	0.0	0.0	0.0	0.0	0.0
				Female #	2	0	1	1	0	0	0	0
				Female%	100.0	0.0	50.0	50.0	0.0	0.0	0.0	0.0

Maricopa County Community College District

**Phoenix College
Workforce Analysis**

Snapshot Date: 09/30/2017

Organizational Unit: PC Preparatory Academy

Job Code	JobTitle	Total		Total								
		EMP	MIN	EMP	W	AA	H	A	NA	PI	2+	
9998	High School Teacher	3	2	Male	0	0	0	0	0	0	0	0
				Female	3	1	1	1	0	0	0	0
Grand Total #		3	2	Male #	0	0	0	0	0	0	0	0
Grand Total %			66.7	Male %	0.0	0.0	0.0	0.0	0.0	0.0	0.0	0.0
				Female #	3	1	1	1	0	0	0	0
				Female%	100.0	33.3	33.3	33.3	0.0	0.0	0.0	0.0

Maricopa County Community College District

**Phoenix College
Workforce Analysis**

Snapshot Date: 09/30/2017

Organizational Unit: Phlebotomy,Medical Lab,Hist

Job Code	JobTitle	Total		Total								
		EMP	MIN	EMP	W	AA	H	A	NA	PI	2+	
2775	Science Lab Tech	1	0	Male	0	0	0	0	0	0	0	0
				Female	1	1	0	0	0	0	0	0
Grand Total #		1	0	Male #	0	0	0	0	0	0	0	
Grand Total %			0.0	Male %	0.0	0.0	0.0	0.0	0.0	0.0	0.0	
				Female #	1	1	0	0	0	0	0	
				Female%	100.0	100.0	0.0	0.0	0.0	0.0	0.0	

Maricopa County Community College District

**Phoenix College
Workforce Analysis**

Snapshot Date: 09/30/2017

Organizational Unit: Physical Science

Job Code	JobTitle	Total		Total								
		EMP	MIN	EMP	W	AA	H	A	NA	PI	2+	
4205	Adjunct Faculty Evening	2	1	Male	1	0	0	1	0	0	0	0
				Female	1	1	0	0	0	0	0	
Grand Total #		2	1	Male #	1	0	0	1	0	0	0	0
Grand Total %			50.0	Male %	50.0	0.0	0.0	50.0	0.0	0.0	0.0	0.0
				Female #	1	1	0	0	0	0	0	0
				Female%	50.0	50.0	0.0	0.0	0.0	0.0	0.0	0.0

Maricopa County Community College District

**Phoenix College
Workforce Analysis**

Snapshot Date: 09/30/2017

Organizational Unit: Physical Sciences

Job Code	JobTitle	Total		Total								
		EMP	MIN	EMP	W	AA	H	A	NA	PI	2+	
1051	Coord Science Lab	1	0	Male	1	1	0	0	0	0	0	0
				Female	0	0	0	0	0	0	0	0
2775	Science Lab Tech	1	0	Male	1	1	0	0	0	0	0	0
				Female	0	0	0	0	0	0	0	0
2910	Admin Secretary II	1	0	Male	0	0	0	0	0	0	0	0
				Female	1	1	0	0	0	0	0	0
4204	Adjunct Faculty Day	13	4	Male	9	6	0	1	2	0	0	0
				Female	4	3	1	0	0	0	0	0
4205	Adjunct Faculty Evening	10	2	Male	8	6	0	0	1	1	0	0
				Female	2	2	0	0	0	0	0	0
7130	Chemistry	4	4	Male	1	0	0	0	1	0	0	0
				Female	3	0	1	0	2	0	0	0
8100	Physical Science	1	0	Male	0	0	0	0	0	0	0	0
				Female	1	1	0	0	0	0	0	0
8110	Physics	1	0	Male	1	1	0	0	0	0	0	0
				Female	0	0	0	0	0	0	0	0
8126	Astronomy	1	0	Male	1	1	0	0	0	0	0	0
				Female	0	0	0	0	0	0	0	0
Grand Total #		33	10	Male #	22	16	0	1	4	1	0	0
Grand Total %			30.3	Male %	66.7	48.5	0.0	3.0	12.1	3.0	0.0	0.0
				Female #	11	7	2	0	2	0	0	0
				Female%	33.3	21.2	6.1	0.0	6.1	0.0	0.0	0.0

Maricopa County Community College District

**Phoenix College
Workforce Analysis**

Snapshot Date: 09/30/2017

Organizational Unit: Recruitment and Retention

Job Code	JobTitle	Total		Total								
		EMP	MIN	EMP	W	AA	H	A	NA	PI	2+	
1123	Coord Dual Enrollment	1	1	Male	0	0	0	0	0	0	0	0
				Female	1	0	0	1	0	0	0	0
1145	Coord Testing	1	0	Male	0	0	0	0	0	0	0	0
				Female	1	1	0	0	0	0	0	0
1457	Student Svcs Spec	2	2	Male	0	0	0	0	0	0	0	0
				Female	2	0	0	2	0	0	0	0
9003	Mgr Special Projects	1	1	Male	0	0	0	0	0	0	0	0
				Female	1	0	0	1	0	0	0	0
Grand Total #		5	4	Male #	0	0	0	0	0	0	0	0
Grand Total %			80.0	Male %	0.0	0.0	0.0	0.0	0.0	0.0	0.0	0.0
				Female #	5	1	0	4	0	0	0	0
				Female%	100.0	20.0	0.0	80.0	0.0	0.0	0.0	0.0

Maricopa County Community College District

**Phoenix College
Workforce Analysis**

Snapshot Date: 09/30/2017

Organizational Unit: Social & Behavioral Sciences

Job Code	JobTitle	Total		Total								
		EMP	MIN	EMP	W	AA	H	A	NA	PI	2+	
4064	Program Advisors	1	1	Male	1	0	0	1	0	0	0	0
				Female	0	0	0	0	0	0	0	0
	Grand Total #	1	1	Male #	1	0	0	1	0	0	0	0
	Grand Total %		100.0	Male %	100.0	0.0	0.0	100.0	0.0	0.0	0.0	0.0
				Female #	0	0	0	0	0	0	0	0
				Female%	0.0	0.0	0.0	0.0	0.0	0.0	0.0	0.0

Maricopa County Community College District

**Phoenix College
Workforce Analysis**

Snapshot Date: 09/30/2017

Organizational Unit: Student Activities Admin

Job Code	JobTitle	Total		Total								
		EMP	MIN	EMP	W	AA	H	A	NA	PI	2+	
4075	Temp Level 2	2	2	Male	0	0	0	0	0	0	0	0
				Female	2	0	1	1	0	0	0	0
Grand Total #		2	2	Male #	0	0	0	0	0	0	0	0
Grand Total %			100.0	Male %	0.0	0.0	0.0	0.0	0.0	0.0	0.0	0.0
				Female #	2	0	1	1	0	0	0	0
				Female%	100.0	0.0	50.0	50.0	0.0	0.0	0.0	0.0

Maricopa County Community College District

**Phoenix College
Workforce Analysis**

Snapshot Date: 09/30/2017

Organizational Unit: Student Affairs

Job Code	JobTitle	Total		Total								
		EMP	MIN	EMP	W	AA	H	A	NA	PI	2+	
4075	Temp Level 2	1	0	Male	1	1	0	0	0	0	0	0
				Female	0	0	0	0	0	0	0	0
Grand Total #		1	0	Male #	1	1	0	0	0	0	0	0
Grand Total %			0.0	Male %	100.0	100.0	0.0	0.0	0.0	0.0	0.0	0.0
				Female #	0	0	0	0	0	0	0	0
				Female%	0.0	0.0	0.0	0.0	0.0	0.0	0.0	0.0

Maricopa County Community College District

**Phoenix College
Workforce Analysis**

Snapshot Date: 09/30/2017

Organizational Unit: Student Dev - Early College

Job Code	JobTitle	Total		Total								
		EMP	MIN	EMP	W	AA	H	A	NA	PI	2+	
4075	Temp Level 2	1	1	Male	1	0	0	0	0	1	0	0
				Female	0	0	0	0	0	0	0	0
Grand Total #		1	1	Male #	1	0	0	0	0	1	0	0
Grand Total %			100.0	Male %	100.0	0.0	0.0	0.0	0.0	100.0	0.0	0.0
				Female #	0	0	0	0	0	0	0	0
				Female%	0.0	0.0	0.0	0.0	0.0	0.0	0.0	0.0

Maricopa County Community College District

**Phoenix College
Workforce Analysis**

Snapshot Date: 09/30/2017

Organizational Unit: Student Information Systems

Job Code	JobTitle	Total		Total								
		EMP	MIN	EMP	W	AA	H	A	NA	PI	2+	
4075	Temp Level 2	1	0	Male	0	0	0	0	0	0	0	0
				Female	1	1	0	0	0	0	0	0
Grand Total #		1	0	Male #	0	0	0	0	0	0	0	0
Grand Total %			0.0	Male %	0.0	0.0	0.0	0.0	0.0	0.0	0.0	0.0
				Female #	1	1	0	0	0	0	0	0
				Female%	100.0	100.0	0.0	0.0	0.0	0.0	0.0	0.0

Maricopa County Community College District

**Phoenix College
Workforce Analysis**

Snapshot Date: 09/30/2017

Organizational Unit: Student Leadership

Job Code	JobTitle	Total		Total								
		EMP	MIN	EMP	W	AA	H	A	NA	PI	2+	
1459	Student Life Ldrship Prog Spec	1	1	Male	0	0	0	0	0	0	0	0
				Female	1	0	0	0	0	1	0	0
4075	Temp Level 2	2	2	Male	0	0	0	0	0	0	0	0
				Female	2	0	0	2	0	0	0	0
Grand Total #		3	3	Male #	0	0	0	0	0	0	0	0
Grand Total %			100.0	Male %	0.0	0.0	0.0	0.0	0.0	0.0	0.0	0.0
				Female #	3	0	0	2	0	1	0	0
				Female%	100.0	0.0	0.0	66.7	0.0	33.3	0.0	0.0

Maricopa County Community College District

**Phoenix College
Workforce Analysis**

Snapshot Date: 09/30/2017

Organizational Unit: Student Leadership Center

Job Code	JobTitle	Total		Total								
		EMP	MIN	EMP	W	AA	H	A	NA	PI	2+	
4075	Temp Level 2	2	2	Male	1	0	0	1	0	0	0	0
				Female	1	0	0	1	0	0	0	0
Grand Total #		2	2	Male #	1	0	0	1	0	0	0	0
Grand Total %			100.0	Male %	50.0	0.0	0.0	50.0	0.0	0.0	0.0	0.0
				Female #	1	0	0	1	0	0	0	0
				Female%	50.0	0.0	0.0	50.0	0.0	0.0	0.0	0.0

Maricopa County Community College District

**Phoenix College
Workforce Analysis**

Snapshot Date: 09/30/2017

Organizational Unit: Student Life

Job Code	JobTitle	Total		Total								
		EMP	MIN	EMP	W	AA	H	A	NA	PI	2+	
4075	Temp Level 2	2	2	Male	0	0	0	0	0	0	0	0
				Female	2	0	0	2	0	0	0	0
Grand Total #		2	2	Male #	0	0	0	0	0	0	0	0
Grand Total %			100.0	Male %	0.0	0.0	0.0	0.0	0.0	0.0	0.0	0.0
				Female #	2	0	0	2	0	0	0	0
				Female%	100.0	0.0	0.0	100.0	0.0	0.0	0.0	0.0

Maricopa County Community College District

**Phoenix College
Workforce Analysis**

Snapshot Date: 09/30/2017

Organizational Unit: Student Life-Svc Learning

Job Code	JobTitle	Total		Total								
		EMP	MIN	EMP	W	AA	H	A	NA	PI	2+	
4075	Temp Level 2	1	1	Male	1	0	0	1	0	0	0	0
				Female	0	0	0	0	0	0	0	
Grand Total #		1	1	Male #	1	0	0	1	0	0	0	0
Grand Total %			100.0	Male %	100.0	0.0	0.0	100.0	0.0	0.0	0.0	0.0
				Female #	0	0	0	0	0	0	0	0
				Female%	0.0	0.0	0.0	0.0	0.0	0.0	0.0	0.0

Maricopa County Community College District

**Phoenix College
Workforce Analysis**

Snapshot Date: 09/30/2017

Organizational Unit: Student Life/Leadership&Athl.

Job Code	JobTitle	Total		Total								
		EMP	MIN	EMP	W	AA	H	A	NA	PI	2+	
4075	Temp Level 2	1	0	Male	0	0	0	0	0	0	0	0
				Female	1	1	0	0	0	0	0	0
Grand Total #		1	0	Male #	0	0	0	0	0	0	0	
Grand Total %			0.0	Male %	0.0	0.0	0.0	0.0	0.0	0.0	0.0	
				Female #	1	1	0	0	0	0	0	
				Female%	100.0	100.0	0.0	0.0	0.0	0.0	0.0	

Maricopa County Community College District

**Phoenix College
Workforce Analysis**

Snapshot Date: 09/30/2017

Organizational Unit: Student Loan Services

Job Code	JobTitle	Total		Total								
		EMP	MIN	EMP	W	AA	H	A	NA	PI	2+	
4075	Temp Level 2	1	1	Male	0	0	0	0	0	0	0	0
				Female	1	0	0	1	0	0	0	0
Grand Total #		1	1	Male #	0	0	0	0	0	0	0	0
Grand Total %			100.0	Male %	0.0	0.0	0.0	0.0	0.0	0.0	0.0	0.0
				Female #	1	0	0	1	0	0	0	0
				Female%	100.0	0.0	0.0	100.0	0.0	0.0	0.0	0.0

Maricopa County Community College District

**Phoenix College
Workforce Analysis**

Snapshot Date: 09/30/2017

Organizational Unit: Student Recruitment

Job Code	JobTitle	Total		Total								
		EMP	MIN	EMP	W	AA	H	A	NA	PI	2+	
4075	Temp Level 2	2	2	Male	1	0	0	1	0	0	0	0
				Female	1	0	1	0	0	0	0	
Grand Total #		2	2	Male #	1	0	0	1	0	0	0	0
Grand Total %			100.0	Male %	50.0	0.0	0.0	50.0	0.0	0.0	0.0	0.0
				Female #	1	0	1	0	0	0	0	0
				Female%	50.0	0.0	50.0	0.0	0.0	0.0	0.0	0.0

Maricopa County Community College District

**Phoenix College
Workforce Analysis**

Snapshot Date: 09/30/2017

Organizational Unit: Student Success

Job Code	JobTitle	Total		Total									
		EMP	MIN	EMP	W	AA	H	A	NA	PI	2+		
4075	Temp Level 2	1	0	Male	1	1	0	0	0	0	0	0	0
				Female	0	0	0	0	0	0	0	0	0
		Grand Total #	1	Male #	1	1	0	0	0	0	0	0	0
		Grand Total %		Male %	100.0	100.0	0.0	0.0	0.0	0.0	0.0	0.0	0.0
				Female #	0	0	0	0	0	0	0	0	0
				Female%	0.0	0.0	0.0	0.0	0.0	0.0	0.0	0.0	0.0

Maricopa County Community College District

**Phoenix College
Workforce Analysis**

Snapshot Date: 09/30/2017

Organizational Unit: Success Center

Job Code	JobTitle	Total		Total									
		EMP	MIN	EMP	W	AA	H	A	NA	PI	2+		
2765	Learning Ctr Tech	1	0	Male	0	0	0	0	0	0	0	0	0
				Female	1	1	0	0	0	0	0	0	0
2785	Office Coord II	1	0	Male	0	0	0	0	0	0	0	0	0
				Female	1	1	0	0	0	0	0	0	0
Grand Total #		2	0	Male #	0	0	0	0	0	0	0	0	
Grand Total %			0.0	Male %	0.0	0.0	0.0	0.0	0.0	0.0	0.0	0.0	
				Female #	2	2	0	0	0	0	0	0	
				Female%	100.0	100.0	0.0	0.0	0.0	0.0	0.0	0.0	

Maricopa County Community College District

**Phoenix College
Workforce Analysis**

Snapshot Date: 09/30/2017

Organizational Unit: Testing Center

Job Code	JobTitle	Total		Total								
		EMP	MIN	EMP	W	AA	H	A	NA	PI	2+	
2785	Office Coord II	1	0	Male	0	0	0	0	0	0	0	0
				Female	1	1	0	0	0	0	0	0
Grand Total #		1	0	Male #	0	0	0	0	0	0	0	0
Grand Total %			0.0	Male %	0.0	0.0	0.0	0.0	0.0	0.0	0.0	0.0
				Female #	1	1	0	0	0	0	0	0
				Female%	100.0	100.0	0.0	0.0	0.0	0.0	0.0	0.0

Maricopa County Community College District

**Phoenix College
Workforce Analysis**

Snapshot Date: 09/30/2017

Organizational Unit: Veterans Services

Job Code	JobTitle	Total		Total								
		EMP	MIN	EMP	W	AA	H	A	NA	PI	2+	
1155	Coord Veterans Svcs	1	0	Male	1	1	0	0	0	0	0	0
				Female	0	0	0	0	0	0	0	0
Grand Total #		1	0	Male #	1	1	0	0	0	0	0	
Grand Total %			0.0	Male %	100.0	100.0	0.0	0.0	0.0	0.0	0.0	
				Female #	0	0	0	0	0	0	0	
				Female%	0.0	0.0	0.0	0.0	0.0	0.0	0.0	

Maricopa County Community College District

**Phoenix College
Workforce Analysis**

Snapshot Date: 09/30/2017

Organizational Unit: VP Academic Affairs

Job Code	JobTitle	Total		Total								
		EMP	MIN	EMP	W	AA	H	A	NA	PI	2+	
2305	Admin Asst I	1	0	Male	0	0	0	0	0	0	0	0
				Female	1	1	0	0	0	0	0	0
403	Dean	1	1	Male	1	0	1	0	0	0	0	0
				Female	0	0	0	0	0	0	0	0
856	Coord College Curriculum	1	1	Male	0	0	0	0	0	0	0	0
				Female	1	0	0	1	0	0	0	0
9010	Title V Prog Dir	1	1	Male	0	0	0	0	0	0	0	0
				Female	1	0	0	1	0	0	0	0
9853	Principal	1	0	Male	1	1	0	0	0	0	0	0
				Female	0	0	0	0	0	0	0	0
Grand Total #		5	3	Male #	2	1	1	0	0	0	0	0
Grand Total %			60.0	Male %	40.0	20.0	20.0	0.0	0.0	0.0	0.0	0.0
				Female #	3	1	0	2	0	0	0	0
				Female%	60.0	20.0	0.0	40.0	0.0	0.0	0.0	0.0

Maricopa County Community College District

**Phoenix College
Workforce Analysis**

Snapshot Date: 09/30/2017

Organizational Unit: VP Administrative Services

Job Code	JobTitle	Total		Total								
		EMP	MIN	EMP	W	AA	H	A	NA	PI	2+	
2305	Admin Asst I	1	0	Male	0	0	0	0	0	0	0	0
				Female	1	1	0	0	0	0	0	0
445	Assoc Dean	1	0	Male	0	0	0	0	0	0	0	0
				Female	1	1	0	0	0	0	0	0
465	Dir Coll Facilities Plan Dev	1	0	Male	1	1	0	0	0	0	0	0
				Female	0	0	0	0	0	0	0	0
Grand Total #		3	0	Male #	1	1	0	0	0	0	0	0
Grand Total %			0.0	Male %	33.3	33.3	0.0	0.0	0.0	0.0	0.0	0.0
				Female #	2	2	0	0	0	0	0	0
				Female%	66.7	66.7	0.0	0.0	0.0	0.0	0.0	0.0

Maricopa County Community College District

**Phoenix College
Workforce Analysis**

Snapshot Date: 09/30/2017

Organizational Unit: VP Student Affairs

Job Code	JobTitle	Total		Total								
		EMP	MIN	EMP	W	AA	H	A	NA	PI	2+	
189	Dir Dis Res Svcs Trio Prog	1	0	Male	1	1	0	0	0	0	0	0
				Female	0	0	0	0	0	0	0	0
2305	Admin Asst I	1	0	Male	0	0	0	0	0	0	0	0
				Female	1	1	0	0	0	0	0	0
403	Dean	1	0	Male	0	0	0	0	0	0	0	0
				Female	1	1	0	0	0	0	0	0
785	Dir Student Life Leadership	1	0	Male	0	0	0	0	0	0	0	0
				Female	1	1	0	0	0	0	0	0
Grand Total #		4	0	Male #	1	1	0	0	0	0	0	0
Grand Total %			0.0	Male %	25.0	25.0	0.0	0.0	0.0	0.0	0.0	0.0
				Female #	3	3	0	0	0	0	0	0
				Female%	75.0	75.0	0.0	0.0	0.0	0.0	0.0	0.0

Maricopa County Community College District

Rio Salado Community College

Snapshot Date: 09/30/2017

Workforce Analysis

Organizational Unit: ABE Community

Job Code	JobTitle	Total		Total								
		EMP	MIN	EMP	W	AA	H	A	NA	PI	2+	
940	Coord Instructional Programs	1	1	Male	0	0	0	0	0	0	0	0
				Female	1	0	0	1	0	0	0	0
Grand Total #		1	1	Male #	0	0	0	0	0	0	0	0
Grand Total %			100.0	Male %	0.0	0.0	0.0	0.0	0.0	0.0	0.0	0.0
				Female #	1	0	0	1	0	0	0	0
				Female%	100.0	0.0	0.0	100.0	0.0	0.0	0.0	0.0

Maricopa County Community College District

Rio Salado Community College

Snapshot Date: 09/30/2017

Workforce Analysis

Organizational Unit: ABE Northern

Job Code	JobTitle	Total		Total								
		EMP	MIN	EMP	W	AA	H	A	NA	PI	2+	
9662	Adult Basic Educ Lead Teacher	7	1	Male	2	2	0	0	0	0	0	0
				Female	5	4	1	0	0	0	0	0
Grand Total #		7	1	Male #	2	2	0	0	0	0	0	
Grand Total %			14.3	Male %	28.6	28.6	0.0	0.0	0.0	0.0	0.0	
				Female #	5	4	1	0	0	0	0	
				Female%	71.4	57.1	14.3	0.0	0.0	0.0	0.0	

Maricopa County Community College District

Rio Salado Community College

Snapshot Date: 09/30/2017

Workforce Analysis

Organizational Unit: ABE/GED Outreach

Job Code	JobTitle	Total		Total								
		EMP	MIN	EMP	W	AA	H	A	NA	PI	2+	
9562	Instructional Spec	1	1	Male	1	0	1	0	0	0	0	0
				Female	0	0	0	0	0	0	0	0
Grand Total #		1	1	Male #	1	0	1	0	0	0	0	0
Grand Total %			100.0	Male %	100.0	0.0	100.0	0.0	0.0	0.0	0.0	0.0
				Female #	0	0	0	0	0	0	0	0
				Female%	0.0	0.0	0.0	0.0	0.0	0.0	0.0	0.0

Maricopa County Community College District

Rio Salado Community College

Snapshot Date: 09/30/2017

Workforce Analysis

Organizational Unit: Academic Advisement

Job Code	JobTitle	Total		Total								
		EMP	MIN	EMP	W	AA	H	A	NA	PI	2+	
1457	Student Svcs Spec	1	1	Male	1	0	1	0	0	0	0	0
				Female	0	0	0	0	0	0	0	
2590	Program Advisor	5	3	Male	1	0	0	1	0	0	0	0
				Female	4	2	1	1	0	0	0	0
Grand Total #		6	4	Male #	2	0	1	1	0	0	0	0
Grand Total %			66.7	Male %	33.3	0.0	16.7	16.7	0.0	0.0	0.0	0.0
				Female #	4	2	1	1	0	0	0	0
				Female%	66.7	33.3	16.7	16.7	0.0	0.0	0.0	0.0

Maricopa County Community College District

Rio Salado Community College

Snapshot Date: 09/30/2017

Workforce Analysis

Organizational Unit: Adj Fac Rio Luke AFB OBSOLETE

Job Code	JobTitle	Total		Total								
		EMP	MIN	EMP	W	AA	H	A	NA	PI	2+	
4205	Adjunct Faculty Evening	13	1	Male	6	6	0	0	0	0	0	0
				Female	7	6	1	0	0	0	0	0
Grand Total #		13	1	Male #	6	6	0	0	0	0	0	0
Grand Total %			7.7	Male %	46.2	46.2	0.0	0.0	0.0	0.0	0.0	0.0
				Female #	7	6	1	0	0	0	0	0
				Female%	53.8	46.2	7.7	0.0	0.0	0.0	0.0	0.0

Maricopa County Community College District

Rio Salado Community College

Snapshot Date: 09/30/2017

Workforce Analysis

Organizational Unit: Admin of Justice

Job Code	JobTitle	Total		Total								
		EMP	MIN	EMP	W	AA	H	A	NA	PI	2+	
4204	Adjunct Faculty Day	2	0	Male	0	0	0	0	0	0	0	0
				Female	2	2	0	0	0	0	0	0
Grand Total #		2	0	Male #	0	0	0	0	0	0	0	
Grand Total %			0.0	Male %	0.0	0.0	0.0	0.0	0.0	0.0	0.0	
				Female #	2	2	0	0	0	0	0	
				Female%	100.0	100.0	0.0	0.0	0.0	0.0	0.0	

Maricopa County Community College District

Rio Salado Community College

Snapshot Date: 09/30/2017

Workforce Analysis

Organizational Unit: Administration

Job Code	JobTitle	Total		Total								
		EMP	MIN	EMP	W	AA	H	A	NA	PI	2+	
1388	Auxiliary Svcs Clerk	1	0	Male	1	1	0	0	0	0	0	0
				Female	0	0	0	0	0	0	0	0
Grand Total #		1	0	Male #	1	1	0	0	0	0	0	
Grand Total %			0.0	Male %	100.0	100.0	0.0	0.0	0.0	0.0	0.0	
				Female #	0	0	0	0	0	0	0	
				Female%	0.0	0.0	0.0	0.0	0.0	0.0	0.0	

Maricopa County Community College District

Rio Salado Community College

Snapshot Date: 09/30/2017

Workforce Analysis

Organizational Unit: Administrative & Employee Serv

Job Code	JobTitle	Total		Total								
		EMP	MIN	EMP	W	AA	H	A	NA	PI	2+	
166	Sr Mgr Human Resources	1	1	Male	0	0	0	0	0	0	0	0
				Female	1	0	0	1	0	0	0	0
403	Dean	1	1	Male	0	0	0	0	0	0	0	0
				Female	1	0	0	1	0	0	0	0
650	Mgr College Auxiliary Svcs	1	1	Male	1	0	0	1	0	0	0	0
				Female	0	0	0	0	0	0	0	0
941	Coord Instructional Staffing	1	1	Male	0	0	0	0	0	0	0	0
				Female	1	0	1	0	0	0	0	0
Grand Total #		4	4	Male #	1	0	0	1	0	0	0	0
Grand Total %			100.0	Male %	25.0	0.0	0.0	25.0	0.0	0.0	0.0	0.0
				Female #	3	0	1	2	0	0	0	0
				Female%	75.0	0.0	25.0	50.0	0.0	0.0	0.0	0.0

Maricopa County Community College District

Rio Salado Community College

Snapshot Date: 09/30/2017

Workforce Analysis

Organizational Unit: Administrative Services

Job Code	JobTitle	Total		Total									
		EMP	MIN	EMP	W	AA	H	A	NA	PI	2+		
445	Assoc Dean	1	0	Male	1	1	0	0	0	0	0	0	0
				Female	0	0	0	0	0	0	0	0	0
Grand Total #		1	0	Male #	1	1	0	0	0	0	0	0	0
Grand Total %			0.0	Male %	100.0	100.0	0.0	0.0	0.0	0.0	0.0	0.0	0.0
				Female #	0	0	0	0	0	0	0	0	0
				Female%	0.0	0.0	0.0	0.0	0.0	0.0	0.0	0.0	0.0

Maricopa County Community College District

Rio Salado Community College

Snapshot Date: 09/30/2017

Workforce Analysis

Organizational Unit: Admissions & Records

Job Code	JobTitle	Total		Total								
		EMP	MIN	EMP	W	AA	H	A	NA	PI	2+	
2511	Admissions Reg Rec Svc Rep	1	1	Male	0	0	0	0	0	0	0	0
				Female	1	0	0	0	0	0	1	0
Grand Total #		1	1	Male #	0	0	0	0	0	0	0	0
Grand Total %			100.0	Male %	0.0	0.0	0.0	0.0	0.0	0.0	0.0	0.0
				Female #	1	0	0	0	0	1	0	0
				Female%	100.0	0.0	0.0	0.0	0.0	100.0	0.0	0.0

Maricopa County Community College District

Rio Salado Community College

Snapshot Date: 09/30/2017

Workforce Analysis

Organizational Unit: Advisement Center

Job Code	JobTitle	Total		Total								
		EMP	MIN	EMP	W	AA	H	A	NA	PI	2+	
2785	Office Coord II	1	0	Male	0	0	0	0	0	0	0	0
				Female	1	1	0	0	0	0	0	0
Grand Total #		1	0	Male #	0	0	0	0	0	0	0	
Grand Total %			0.0	Male %	0.0	0.0	0.0	0.0	0.0	0.0	0.0	
				Female #	1	1	0	0	0	0	0	
				Female%	100.0	100.0	0.0	0.0	0.0	0.0	0.0	

Maricopa County Community College District

Rio Salado Community College

Snapshot Date: 09/30/2017

Workforce Analysis

Organizational Unit: Advisement Locations

Job Code	JobTitle	Total		Total									
		EMP	MIN	EMP	W	AA	H	A	NA	PI	2+		
1457	Student Svcs Spec	1	1	Male	0	0	0	0	0	0	0	0	0
				Female	1	0	1	0	0	0	0	0	0
2590	Program Advisor	2	2	Male	0	0	0	0	0	0	0	0	0
				Female	2	0	1	0	0	1	0	0	0
Grand Total #		3	3	Male #	0	0	0	0	0	0	0	0	
Grand Total %			100.0	Male %	0.0	0.0	0.0	0.0	0.0	0.0	0.0	0.0	
				Female #	3	0	2	0	0	1	0	0	
				Female%	100.0	0.0	66.7	0.0	0.0	33.3	0.0	0.0	

Maricopa County Community College District

Rio Salado Community College

Snapshot Date: 09/30/2017

Workforce Analysis

Organizational Unit: Advisement Management

Job Code	JobTitle	Total		Total									
		EMP	MIN	EMP	W	AA	H	A	NA	PI	2+		
1024	Coord Recruit Program	1	0	Male	0	0	0	0	0	0	0	0	0
				Female	1	1	0	0	0	0	0	0	0
1080	Coord Transfer Svcs	1	0	Male	1	1	0	0	0	0	0	0	0
				Female	0	0	0	0	0	0	0	0	0
2510	Admissions Records Tech II	1	1	Male	0	0	0	0	0	0	0	0	0
				Female	1	0	0	1	0	0	0	0	0
Grand Total #		3	1	Male #	1	1	0	0	0	0	0	0	0
Grand Total %			33.3	Male %	33.3	33.3	0.0	0.0	0.0	0.0	0.0	0.0	0.0
				Female #	2	1	0	1	0	0	0	0	0
				Female%	66.7	33.3	0.0	33.3	0.0	0.0	0.0	0.0	0.0

Maricopa County Community College District

Rio Salado Community College

Snapshot Date: 09/30/2017

Workforce Analysis

Organizational Unit: App Design Code Development

Job Code	JobTitle	Total		Total								
		EMP	MIN	EMP	W	AA	H	A	NA	PI	2+	
2631	Enterprise Applic Designer	1	1	Male	0	0	0	0	0	0	0	0
				Female	1	0	0	0	1	0	0	0
Grand Total #		1	1	Male #	0	0	0	0	0	0	0	0
Grand Total %			100.0	Male %	0.0	0.0	0.0	0.0	0.0	0.0	0.0	0.0
				Female #	1	0	0	0	1	0	0	0
				Female%	100.0	0.0	0.0	0.0	100.0	0.0	0.0	0.0

Maricopa County Community College District

Rio Salado Community College

Snapshot Date: 09/30/2017

Workforce Analysis

Organizational Unit: App Design HCM CFS FMS

Job Code	JobTitle	Total		Total								
		EMP	MIN	EMP	W	AA	H	A	NA	PI	2+	
980	Programmer Analyst III	1	1	Male	0	0	0	0	0	0	0	0
				Female	1	0	0	0	1	0	0	0
Grand Total #		1	1	Male #	0	0	0	0	0	0	0	0
Grand Total %			100.0	Male %	0.0	0.0	0.0	0.0	0.0	0.0	0.0	0.0
				Female #	1	0	0	0	1	0	0	0
				Female%	100.0	0.0	0.0	0.0	100.0	0.0	0.0	0.0

Maricopa County Community College District

Rio Salado Community College

Snapshot Date: 09/30/2017

Workforce Analysis

Organizational Unit: ASL

Job Code	JobTitle	Total		Total								
		EMP	MIN	EMP	W	AA	H	A	NA	PI	2+	
2910	Admin Secretary II	1	1	Male	0	0	0	0	0	0	0	0
				Female	1	0	0	1	0	0	0	0
Grand Total #		1	1	Male #	0	0	0	0	0	0	0	0
Grand Total %			100.0	Male %	0.0	0.0	0.0	0.0	0.0	0.0	0.0	0.0
				Female #	1	0	0	1	0	0	0	0
				Female%	100.0	0.0	0.0	100.0	0.0	0.0	0.0	0.0

Maricopa County Community College District

Rio Salado Community College

Snapshot Date: 09/30/2017

Workforce Analysis

Organizational Unit: Auxiliary Services

Job Code	JobTitle	Total		Total								
		EMP	MIN	EMP	W	AA	H	A	NA	PI	2+	
1390	Supv Auxiliary Svcs	1	1	Male	1	0	0	1	0	0	0	0
				Female	0	0	0	0	0	0	0	
3160	Receiving Clerk	1	1	Male	1	0	1	0	0	0	0	0
				Female	0	0	0	0	0	0	0	
Grand Total #		2	2	Male #	2	0	1	1	0	0	0	0
Grand Total %			100.0	Male %	100.0	0.0	50.0	50.0	0.0	0.0	0.0	0.0
				Female #	0	0	0	0	0	0	0	0
				Female%	0.0	0.0	0.0	0.0	0.0	0.0	0.0	0.0

Maricopa County Community College District

Rio Salado Community College

Snapshot Date: 09/30/2017

Workforce Analysis

Organizational Unit: Auxiliary Services Operationa

Job Code	JobTitle	Total		Total								
		EMP	MIN	EMP	W	AA	H	A	NA	PI	2+	
2910	Admin Secretary II	1	1	Male	1	0	0	1	0	0	0	0
				Female	0	0	0	0	0	0	0	
9909	Coord Materials Facilities AV	1	1	Male	1	0	0	1	0	0	0	0
				Female	0	0	0	0	0	0	0	
Grand Total #		2	2	Male #	2	0	0	2	0	0	0	0
Grand Total %			100.0	Male %	100.0	0.0	0.0	100.0	0.0	0.0	0.0	0.0
				Female #	0	0	0	0	0	0	0	0
				Female%	0.0	0.0	0.0	0.0	0.0	0.0	0.0	0.0

Maricopa County Community College District

Rio Salado Community College

Snapshot Date: 09/30/2017

Workforce Analysis

Organizational Unit: Avondale Operations

Job Code	JobTitle	Total		Total								
		EMP	MIN	EMP	W	AA	H	A	NA	PI	2+	
2785	Office Coord II	1	1	Male	0	0	0	0	0	0	0	0
				Female	1	0	0	1	0	0	0	0
9661	Adult Basic Educ Clerk	1	1	Male	0	0	0	0	0	0	0	0
				Female	1	0	0	1	0	0	0	0
Grand Total #		2	2	Male #	0	0	0	0	0	0	0	0
Grand Total %			100.0	Male %	0.0	0.0	0.0	0.0	0.0	0.0	0.0	0.0
				Female #	2	0	0	2	0	0	0	0
				Female%	100.0	0.0	0.0	100.0	0.0	0.0	0.0	0.0

Maricopa County Community College District

Rio Salado Community College

Snapshot Date: 09/30/2017

Workforce Analysis

Organizational Unit: Biology Sciences

Job Code	JobTitle	Total		Total								
		EMP	MIN	EMP	W	AA	H	A	NA	PI	2+	
4025	Service Fac Hrly Day	3	2	Male	0	0	0	0	0	0	0	0
				Female	3	1	1	1	0	0	0	0
Grand Total #		3	2	Male #	0	0	0	0	0	0	0	0
Grand Total %			66.7	Male %	0.0	0.0	0.0	0.0	0.0	0.0	0.0	0.0
				Female #	3	1	1	1	0	0	0	0
				Female%	100.0	33.3	33.3	33.3	0.0	0.0	0.0	0.0

Maricopa County Community College District

Rio Salado Community College

Snapshot Date: 09/30/2017

Workforce Analysis

Organizational Unit: Buildings & Grounds

Job Code	JobTitle	Total		Total								
		EMP	MIN	EMP	W	AA	H	A	NA	PI	2+	
4895	Custodian I	1	0	Male	0	0	0	0	0	0	0	0
				Female	1	1	0	0	0	0	0	0
Grand Total #		1	0	Male #	0	0	0	0	0	0	0	0
Grand Total %			0.0	Male %	0.0	0.0	0.0	0.0	0.0	0.0	0.0	0.0
				Female #	1	1	0	0	0	0	0	0
				Female%	100.0	100.0	0.0	0.0	0.0	0.0	0.0	0.0

Maricopa County Community College District

Rio Salado Community College

Snapshot Date: 09/30/2017

Workforce Analysis

Organizational Unit: Business

Job Code	JobTitle	Total		Total									
		EMP	MIN	EMP	W	AA	H	A	NA	PI	2+		
1123	Coord Dual Enrollment	1	0	Male	1	1	0	0	0	0	0	0	0
				Female	0	0	0	0	0	0	0	0	0
4205	Adjunct Faculty Evening	1	0	Male	1	1	0	0	0	0	0	0	0
				Female	0	0	0	0	0	0	0	0	0
Grand Total #		2	0	Male #	2	2	0	0	0	0	0	0	
Grand Total %			0.0	Male %	100.0	100.0	0.0	0.0	0.0	0.0	0.0	0.0	
				Female #	0	0	0	0	0	0	0	0	
				Female%	0.0	0.0	0.0	0.0	0.0	0.0	0.0	0.0	

Maricopa County Community College District

Rio Salado Community College

Snapshot Date: 09/30/2017

Workforce Analysis

Organizational Unit: Business & Information Technol

Job Code	JobTitle	Total		Total								
		EMP	MIN	EMP	W	AA	H	A	NA	PI	2+	
2390	Computer Equipment Lead Tech	1	1	Male	1	0	0	1	0	0	0	0
				Female	0	0	0	0	0	0	0	
4205	Adjunct Faculty Evening	1	1	Male	1	0	0	1	0	0	0	0
				Female	0	0	0	0	0	0	0	
Grand Total #		2	2	Male #	2	0	0	2	0	0	0	0
Grand Total %			100.0	Male %	100.0	0.0	0.0	100.0	0.0	0.0	0.0	0.0
				Female #	0	0	0	0	0	0	0	0
				Female%	0.0	0.0	0.0	0.0	0.0	0.0	0.0	0.0

Maricopa County Community College District

Rio Salado Community College

Snapshot Date: 09/30/2017

Workforce Analysis

Organizational Unit: Business Intelligence

Job Code	JobTitle	Total		Total								
		EMP	MIN	EMP	W	AA	H	A	NA	PI	2+	
1210	Programmer Analyst II	1	0	Male	0	0	0	0	0	0	0	0
				Female	1	1	0	0	0	0	0	0
Grand Total #		1	0	Male #	0	0	0	0	0	0	0	
Grand Total %			0.0	Male %	0.0	0.0	0.0	0.0	0.0	0.0	0.0	
				Female #	1	1	0	0	0	0	0	
				Female%	100.0	100.0	0.0	0.0	0.0	0.0	0.0	

Maricopa County Community College District

Rio Salado Community College

Snapshot Date: 09/30/2017

Workforce Analysis

Organizational Unit: Business Services/College Safe

Job Code	JobTitle	Total		Total								
		EMP	MIN	EMP	W	AA	H	A	NA	PI	2+	
1006	Public Safety Commander	1	0	Male	1	1	0	0	0	0	0	0
				Female	0	0	0	0	0	0	0	0
Grand Total #		1	0	Male #	1	1	0	0	0	0	0	0
Grand Total %			0.0	Male %	100.0	100.0	0.0	0.0	0.0	0.0	0.0	0.0
				Female #	0	0	0	0	0	0	0	0
				Female%	0.0	0.0	0.0	0.0	0.0	0.0	0.0	0.0

Maricopa County Community College District

Rio Salado Community College

Snapshot Date: 09/30/2017

Workforce Analysis

Organizational Unit: Business-CIS Dept

Job Code	JobTitle	Total		Total								
		EMP	MIN	EMP	W	AA	H	A	NA	PI	2+	
4038	Student Lrning Facilitator III	7	2	Male	4	3	1	0	0	0	0	0
				Female	3	2	0	0	1	0	0	0
Grand Total #		7	2	Male #	4	3	1	0	0	0	0	0
Grand Total %			28.6	Male %	57.1	42.9	14.3	0.0	0.0	0.0	0.0	0.0
				Female #	3	2	0	0	1	0	0	0
				Female%	42.9	28.6	0.0	0.0	14.3	0.0	0.0	0.0

Maricopa County Community College District

Rio Salado Community College

Snapshot Date: 09/30/2017

Workforce Analysis

Organizational Unit: Cafe at Rio Culinary

Job Code	JobTitle	Total		Total								
		EMP	MIN	EMP	W	AA	H	A	NA	PI	2+	
3365	Lead Cook	3	2	Male	2	1	0	0	0	1	0	0
				Female	1	0	0	0	0	1	0	0
3615	Cashier	1	0	Male	0	0	0	0	0	0	0	0
				Female	1	1	0	0	0	0	0	0
9041	Catering Coord	1	0	Male	0	0	0	0	0	0	0	0
				Female	1	1	0	0	0	0	0	0
9042	Chef Instructor	1	0	Male	0	0	0	0	0	0	0	0
				Female	1	1	0	0	0	0	0	0
Grand Total #		6	2	Male #	2	1	0	0	0	1	0	0
Grand Total %			33.3	Male %	33.3	16.7	0.0	0.0	0.0	16.7	0.0	0.0
				Female #	4	3	0	0	0	1	0	0
				Female%	66.7	50.0	0.0	0.0	0.0	16.7	0.0	0.0

Maricopa County Community College District

Rio Salado Community College

Snapshot Date: 09/30/2017

Workforce Analysis

Organizational Unit: Cashier Services

Job Code	JobTitle	Total		Total									
		EMP	MIN	EMP	W	AA	H	A	NA	PI	2+		
2325	Fiscal Tech II	2	1	Male	0	0	0	0	0	0	0	0	0
				Female	2	1	0	0	0	1	0	0	
2705	Accounting Asst	1	1	Male	0	0	0	0	0	0	0	0	
				Female	1	0	1	0	0	0	0	0	
947	College Accounting Asst	2	2	Male	1	0	0	1	0	0	0	0	
				Female	1	0	0	0	0	0	1	0	
Grand Total #		5	4	Male #	1	0	0	1	0	0	0	0	
Grand Total %			80.0	Male %	20.0	0.0	0.0	20.0	0.0	0.0	0.0	0.0	
				Female #	4	1	1	0	0	1	1	0	
				Female%	80.0	20.0	20.0	0.0	0.0	20.0	20.0	0.0	

Maricopa County Community College District

Rio Salado Community College

Snapshot Date: 09/30/2017

Workforce Analysis

Organizational Unit: CBP/AACEIT

Job Code	JobTitle	Total		Total								
		EMP	MIN	EMP	W	AA	H	A	NA	PI	2+	
149	Dir Community Partnership Prog	2	2	Male	1	0	0	0	1	0	0	0
				Female	1	0	0	0	1	0	0	0
715	Dir Continuing Educ	2	1	Male	0	0	0	0	0	0	0	0
				Female	2	1	1	0	0	0	0	0
Grand Total #		4	3	Male #	1	0	0	0	1	0	0	0
Grand Total %			75.0	Male %	25.0	0.0	0.0	0.0	25.0	0.0	0.0	0.0
				Female #	3	1	1	0	1	0	0	0
				Female%	75.0	25.0	25.0	0.0	25.0	0.0	0.0	0.0

Maricopa County Community College District

Rio Salado Community College

Snapshot Date: 09/30/2017

Workforce Analysis

Organizational Unit: Center for HR Innov Strat Plan

Job Code	JobTitle	Total		Total								
		EMP	MIN	EMP	W	AA	H	A	NA	PI	2+	
2305	Admin Asst I	1	0	Male	0	0	0	0	0	0	0	0
				Female	1	1	0	0	0	0	0	0
Grand Total #		1	0	Male #	0	0	0	0	0	0	0	0
Grand Total %			0.0	Male %	0.0	0.0	0.0	0.0	0.0	0.0	0.0	0.0
				Female #	1	1	0	0	0	0	0	0
				Female%	100.0	100.0	0.0	0.0	0.0	0.0	0.0	0.0

Maricopa County Community College District

Rio Salado Community College

Snapshot Date: 09/30/2017

Workforce Analysis

Organizational Unit: Center for Teaching & Learning

Job Code	JobTitle	Total		Total								
		EMP	MIN	EMP	W	AA	H	A	NA	PI	2+	
174	Course Production Spec II	2	0	Male	1	1	0	0	0	0	0	0
				Female	1	1	0	0	0	0	0	0
Grand Total #		2	0	Male #	1	1	0	0	0	0	0	
Grand Total %			0.0	Male %	50.0	50.0	0.0	0.0	0.0	0.0	0.0	
				Female #	1	1	0	0	0	0	0	
				Female%	50.0	50.0	0.0	0.0	0.0	0.0	0.0	

Maricopa County Community College District

Rio Salado Community College

Snapshot Date: 09/30/2017

Workforce Analysis

Organizational Unit: CGPS-Pecos

Job Code	JobTitle	Total		Total								
		EMP	MIN	EMP	W	AA	H	A	NA	PI	2+	
1007	Public Safety Police Officer	1	0	Male	1	1	0	0	0	0	0	0
				Female	0	0	0	0	0	0	0	0
		Grand Total #	1	0	Male #	1	1	0	0	0	0	0
		Grand Total %		0.0	Male %	100.0	100.0	0.0	0.0	0.0	0.0	0.0
					Female #	0	0	0	0	0	0	0
					Female%	0.0	0.0	0.0	0.0	0.0	0.0	0.0

Maricopa County Community College District

Rio Salado Community College

Snapshot Date: 09/30/2017

Workforce Analysis

Organizational Unit: College Business Services

Job Code	JobTitle	Total		Total								
		EMP	MIN	EMP	W	AA	H	A	NA	PI	2+	
1312	College Budget Analyst	1	0	Male	0	0	0	0	0	0	0	0
				Female	1	1	0	0	0	0	0	0
Grand Total #		1	0	Male #	0	0	0	0	0	0	0	0
Grand Total %			0.0	Male %	0.0	0.0	0.0	0.0	0.0	0.0	0.0	0.0
				Female #	1	1	0	0	0	0	0	0
				Female%	100.0	100.0	0.0	0.0	0.0	0.0	0.0	0.0

Maricopa County Community College District

Rio Salado Community College

Snapshot Date: 09/30/2017

Workforce Analysis

Organizational Unit: College Curriculum

Job Code	JobTitle	Total		Total								
		EMP	MIN	EMP	W	AA	H	A	NA	PI	2+	
2305	Admin Asst I	1	0	Male	0	0	0	0	0	0	0	0
				Female	1	1	0	0	0	0	0	0
Grand Total #		1	0	Male #	0	0	0	0	0	0	0	
Grand Total %			0.0	Male %	0.0	0.0	0.0	0.0	0.0	0.0	0.0	
				Female #	1	1	0	0	0	0	0	
				Female%	100.0	100.0	0.0	0.0	0.0	0.0	0.0	

Maricopa County Community College District

Rio Salado Community College

Snapshot Date: 09/30/2017

Workforce Analysis

Organizational Unit: College Safety

Job Code	JobTitle	Total		Total								
		EMP	MIN	EMP	W	AA	H	A	NA	PI	2+	
4880	Public Safety Aide	2	1	Male	2	1	1	0	0	0	0	0
				Female	0	0	0	0	0	0	0	0
Grand Total #		2	1	Male #	2	1	1	0	0	0	0	0
Grand Total %			50.0	Male %	100.0	50.0	50.0	0.0	0.0	0.0	0.0	0.0
				Female #	0	0	0	0	0	0	0	0
				Female%	0.0	0.0	0.0	0.0	0.0	0.0	0.0	0.0

Maricopa County Community College District

Rio Salado Community College

Snapshot Date: 09/30/2017

Workforce Analysis

Organizational Unit: Comm Dev Support

Job Code	JobTitle	Total		Total								
		EMP	MIN	EMP	W	AA	H	A	NA	PI	2+	
942	Coord Instructional Prg St Ops	1	1	Male	0	0	0	0	0	0	0	0
				Female	1	0	1	0	0	0	0	0
Grand Total #		1	1	Male #	0	0	0	0	0	0	0	
Grand Total %			100.0	Male %	0.0	0.0	0.0	0.0	0.0	0.0	0.0	
				Female #	1	0	1	0	0	0	0	
				Female%	100.0	0.0	100.0	0.0	0.0	0.0	0.0	

Maricopa County Community College District

Rio Salado Community College

Snapshot Date: 09/30/2017

Workforce Analysis

Organizational Unit: Comm Dev SW Site Locations

Job Code	JobTitle	Total		Total								
		EMP	MIN	EMP	W	AA	H	A	NA	PI	2+	
2785	Office Coord II	1	0	Male	0	0	0	0	0	0	0	0
				Female	1	1	0	0	0	0	0	0
9661	Adult Basic Educ Clerk	1	1	Male	0	0	0	0	0	0	0	0
				Female	1	0	0	1	0	0	0	0
Grand Total #		2	1	Male #	0	0	0	0	0	0	0	0
Grand Total %			50.0	Male %	0.0	0.0	0.0	0.0	0.0	0.0	0.0	0.0
				Female #	2	1	0	1	0	0	0	0
				Female%	100.0	50.0	0.0	50.0	0.0	0.0	0.0	0.0

Maricopa County Community College District

Rio Salado Community College

Snapshot Date: 09/30/2017

Workforce Analysis

Organizational Unit: Comm Dev Thomas

Job Code	JobTitle	Total		Total								
		EMP	MIN	EMP	W	AA	H	A	NA	PI	2+	
9004	Site Coord	4	2	Male	1	1	0	0	0	0	0	0
				Female	3	1	0	2	0	0	0	0
940	Coord Instructional Programs	2	0	Male	0	0	0	0	0	0	0	0
				Female	2	2	0	0	0	0	0	0
Grand Total #		6	2	Male #	1	1	0	0	0	0	0	0
Grand Total %			33.3	Male %	16.7	16.7	0.0	0.0	0.0	0.0	0.0	0.0
				Female #	5	3	0	2	0	0	0	0
				Female%	83.3	50.0	0.0	33.3	0.0	0.0	0.0	0.0

Maricopa County Community College District

Rio Salado Community College

Snapshot Date: 09/30/2017

Workforce Analysis

Organizational Unit: Comm Dev West Valley

Job Code	JobTitle	Total		Total								
		EMP	MIN	EMP	W	AA	H	A	NA	PI	2+	
9004	Site Coord	1	0	Male	1	1	0	0	0	0	0	0
				Female	0	0	0	0	0	0	0	0
Grand Total #		1	0	Male #	1	1	0	0	0	0	0	
Grand Total %			0.0	Male %	100.0	100.0	0.0	0.0	0.0	0.0	0.0	
				Female #	0	0	0	0	0	0	0	
				Female%	0.0	0.0	0.0	0.0	0.0	0.0	0.0	

Maricopa County Community College District

Rio Salado Community College

Snapshot Date: 09/30/2017

Workforce Analysis

Organizational Unit: Comm Development

Job Code	JobTitle	Total		Total								
		EMP	MIN	EMP	W	AA	H	A	NA	PI	2+	
149	Dir Community Partnership Prog	2	1	Male	0	0	0	0	0	0	0	0
				Female	2	1	0	1	0	0	0	0
Grand Total #		2	1	Male #	0	0	0	0	0	0	0	0
Grand Total %			50.0	Male %	0.0	0.0	0.0	0.0	0.0	0.0	0.0	0.0
				Female #	2	1	0	1	0	0	0	0
				Female%	100.0	50.0	0.0	50.0	0.0	0.0	0.0	0.0

Maricopa County Community College District

Rio Salado Community College

Snapshot Date: 09/30/2017

Workforce Analysis

Organizational Unit: Comm Development Projects

Job Code	JobTitle	Total		Total									
		EMP	MIN	EMP	W	AA	H	A	NA	PI	2+		
9562	Instructional Spec	1	0	Male	1	1	0	0	0	0	0	0	0
				Female	0	0	0	0	0	0	0	0	0
Grand Total #		1	0	Male #	1	1	0	0	0	0	0	0	0
Grand Total %			0.0	Male %	100.0	100.0	0.0	0.0	0.0	0.0	0.0	0.0	0.0
				Female #	0	0	0	0	0	0	0	0	0
				Female%	0.0	0.0	0.0	0.0	0.0	0.0	0.0	0.0	0.0

Maricopa County Community College District

Rio Salado Community College

Snapshot Date: 09/30/2017

Workforce Analysis

Organizational Unit: Communication-Fine Arts Div

Job Code	JobTitle	Total		Total								
		EMP	MIN	EMP	W	AA	H	A	NA	PI	2+	
4075	Temp Level 2	1	1	Male	1	0	0	0	1	0	0	0
				Female	0	0	0	0	0	0	0	
Grand Total #		1	1	Male #	1	0	0	0	1	0	0	0
Grand Total %			100.0	Male %	100.0	0.0	0.0	0.0	100.0	0.0	0.0	0.0
				Female #	0	0	0	0	0	0	0	0
				Female%	0.0	0.0	0.0	0.0	0.0	0.0	0.0	0.0

Maricopa County Community College District

Rio Salado Community College

Snapshot Date: 09/30/2017

Workforce Analysis

Organizational Unit: Communication-Humanities Div.

Job Code	JobTitle	Total		Total								
		EMP	MIN	EMP	W	AA	H	A	NA	PI	2+	
4075	Temp Level 2	2	1	Male	1	1	0	0	0	0	0	0
				Female	1	0	0	0	1	0	0	0
Grand Total #		2	1	Male #	1	1	0	0	0	0	0	0
Grand Total %			50.0	Male %	50.0	50.0	0.0	0.0	0.0	0.0	0.0	0.0
				Female #	1	0	0	0	1	0	0	0
				Female%	50.0	0.0	0.0	0.0	50.0	0.0	0.0	0.0

Maricopa County Community College District

Rio Salado Community College

Snapshot Date: 09/30/2017

Workforce Analysis

Organizational Unit: Communication/Fine Arts Div

Job Code	JobTitle	Total		Total								
		EMP	MIN	EMP	W	AA	H	A	NA	PI	2+	
4075	Temp Level 2	1	0	Male	1	1	0	0	0	0	0	0
				Female	0	0	0	0	0	0	0	0
Grand Total #		1	0	Male #	1	1	0	0	0	0	0	0
Grand Total %			0.0	Male %	100.0	100.0	0.0	0.0	0.0	0.0	0.0	0.0
				Female #	0	0	0	0	0	0	0	0
				Female%	0.0	0.0	0.0	0.0	0.0	0.0	0.0	0.0

Maricopa County Community College District

Rio Salado Community College

Snapshot Date: 09/30/2017

Workforce Analysis

Organizational Unit: Communication/Humanities Div.

Job Code	JobTitle	Total		Total								
		EMP	MIN	EMP	W	AA	H	A	NA	PI	2+	
4075	Temp Level 2	1	1	Male	0	0	0	0	0	0	0	0
				Female	1	0	0	0	0	1	0	0
Grand Total #		1	1	Male #	0	0	0	0	0	0	0	0
Grand Total %			100.0	Male %	0.0	0.0	0.0	0.0	0.0	0.0	0.0	0.0
				Female #	1	0	0	0	0	1	0	0
				Female%	100.0	0.0	0.0	0.0	0.0	100.0	0.0	0.0

Maricopa County Community College District

Rio Salado Community College

Snapshot Date: 09/30/2017

Workforce Analysis

Organizational Unit: Communication/INT Trng/ASL

Job Code	JobTitle	Total		Total								
		EMP	MIN	EMP	W	AA	H	A	NA	PI	2+	
4075	Temp Level 2	1	1	Male	1	0	0	0	1	0	0	0
				Female	0	0	0	0	0	0	0	
Grand Total #		1	1	Male #	1	0	0	0	1	0	0	0
Grand Total %			100.0	Male %	100.0	0.0	0.0	0.0	100.0	0.0	0.0	0.0
				Female #	0	0	0	0	0	0	0	0
				Female%	0.0	0.0	0.0	0.0	0.0	0.0	0.0	0.0

Maricopa County Community College District

Rio Salado Community College

Snapshot Date: 09/30/2017

Workforce Analysis

Organizational Unit: Communication/Performing Arts

Job Code	JobTitle	Total		Total								
		EMP	MIN	EMP	W	AA	H	A	NA	PI	2+	
4075	Temp Level 2	1	0	Male	0	0	0	0	0	0	0	0
				Female	1	1	0	0	0	0	0	0
Grand Total #		1	0	Male #	0	0	0	0	0	0	0	0
Grand Total %			0.0	Male %	0.0	0.0	0.0	0.0	0.0	0.0	0.0	0.0
				Female #	1	1	0	0	0	0	0	0
				Female%	100.0	100.0	0.0	0.0	0.0	0.0	0.0	0.0

Maricopa County Community College District

Rio Salado Community College

Snapshot Date: 09/30/2017

Workforce Analysis

Organizational Unit: Communication/PR Team

Job Code	JobTitle	Total		Total									
		EMP	MIN	EMP	W	AA	H	A	NA	PI	2+		
1097	Coord Internal Communications	1	0	Male	0	0	0	0	0	0	0	0	0
				Female	1	1	0	0	0	0	0	0	0
4075	Temp Level 2	1	0	Male	1	1	0	0	0	0	0	0	0
				Female	0	0	0	0	0	0	0	0	0
Grand Total #		2	0	Male #	1	1	0	0	0	0	0	0	0
Grand Total %			0.0	Male %	50.0	50.0	0.0	0.0	0.0	0.0	0.0	0.0	0.0
				Female #	1	1	0	0	0	0	0	0	0
				Female%	50.0	50.0	0.0	0.0	0.0	0.0	0.0	0.0	0.0

Maricopa County Community College District

Rio Salado Community College

Snapshot Date: 09/30/2017

Workforce Analysis

Organizational Unit: Community Development

Job Code	JobTitle	Total		Total									
		EMP	MIN	EMP	W	AA	H	A	NA	PI	2+		
2305	Admin Asst I	1	1	Male	0	0	0	0	0	0	0	0	0
				Female	1	0	0	0	0	0	0	1	0
445	Assoc Dean	3	0	Male	1	1	0	0	0	0	0	0	0
				Female	2	2	0	0	0	0	0	0	0
Grand Total #		4	1	Male #	1	1	0	0	0	0	0	0	0
Grand Total %			25.0	Male %	25.0	25.0	0.0	0.0	0.0	0.0	0.0	0.0	0.0
				Female #	3	2	0	0	0	0	1	0	
				Female%	75.0	50.0	0.0	0.0	0.0	0.0	25.0	0.0	

Maricopa County Community College District

Rio Salado Community College

Snapshot Date: 09/30/2017

Workforce Analysis

Organizational Unit: Community Development Avondale

Job Code	JobTitle	Total		Total								
		EMP	MIN	EMP	W	AA	H	A	NA	PI	2+	
9004	Site Coord	1	0	Male	0	0	0	0	0	0	0	0
				Female	1	1	0	0	0	0	0	0
Grand Total #		1	0	Male #	0	0	0	0	0	0	0	0
Grand Total %			0.0	Male %	0.0	0.0	0.0	0.0	0.0	0.0	0.0	0.0
				Female #	1	1	0	0	0	0	0	0
				Female%	100.0	100.0	0.0	0.0	0.0	0.0	0.0	0.0

Maricopa County Community College District

Rio Salado Community College

Snapshot Date: 09/30/2017

Workforce Analysis

Organizational Unit: Community Development East Sid

Job Code	JobTitle	Total		Total								
		EMP	MIN	EMP	W	AA	H	A	NA	PI	2+	
9004	Site Coord	1	1	Male	0	0	0	0	0	0	0	0
				Female	1	0	0	1	0	0	0	0
940	Coord Instructional Programs	1	0	Male	0	0	0	0	0	0	0	0
				Female	1	1	0	0	0	0	0	0
Grand Total #		2	1	Male #	0	0	0	0	0	0	0	0
Grand Total %			50.0	Male %	0.0	0.0	0.0	0.0	0.0	0.0	0.0	0.0
				Female #	2	1	0	1	0	0	0	0
				Female%	100.0	50.0	0.0	50.0	0.0	0.0	0.0	0.0

Maricopa County Community College District

Rio Salado Community College

Snapshot Date: 09/30/2017

Workforce Analysis

Organizational Unit: Community Development Northern

Job Code	JobTitle	Total		Total								
		EMP	MIN	EMP	W	AA	H	A	NA	PI	2+	
9004	Site Coord	1	1	Male	1	0	0	0	0	1	0	0
				Female	0	0	0	0	0	0	0	0
Grand Total #		1	1	Male #	1	0	0	0	0	1	0	0
Grand Total %			100.0	Male %	100.0	0.0	0.0	0.0	0.0	100.0	0.0	0.0
				Female #	0	0	0	0	0	0	0	0
				Female%	0.0	0.0	0.0	0.0	0.0	0.0	0.0	0.0

Maricopa County Community College District

Rio Salado Community College

Snapshot Date: 09/30/2017

Workforce Analysis

Organizational Unit: Community Development Sites

Job Code	JobTitle	Total		Total								
		EMP	MIN	EMP	W	AA	H	A	NA	PI	2+	
149	Dir Community Partnership Prog	1	0	Male	0	0	0	0	0	0	0	0
				Female	1	1	0	0	0	0	0	0
4025	Service Fac Hrly Day	3	2	Male	0	0	0	0	0	0	0	0
				Female	3	1	1	1	0	0	0	0
4060	Educational Dev Non Faculty	5	0	Male	1	1	0	0	0	0	0	0
				Female	4	4	0	0	0	0	0	0
4078	Temp MAT Equiv Grade 14	1	1	Male	1	0	0	1	0	0	0	0
				Female	0	0	0	0	0	0	0	0
4079	Temp MAT Equiv Grade 15	1	0	Male	0	0	0	0	0	0	0	0
				Female	1	1	0	0	0	0	0	0
4205	Adjunct Faculty Evening	41	5	Male	12	11	0	1	0	0	0	0
				Female	29	25	1	2	1	0	0	0
4207	Adjunct Faculty Summer Evening	3	0	Male	0	0	0	0	0	0	0	0
				Female	3	3	0	0	0	0	0	0
8190	Sociology	1	0	Male	0	0	0	0	0	0	0	0
				Female	1	1	0	0	0	0	0	0
940	Coord Instructional Programs	2	0	Male	1	1	0	0	0	0	0	0
				Female	1	1	0	0	0	0	0	0
9760	Dir Coll Sustainable Food Sys	1	0	Male	1	1	0	0	0	0	0	0
				Female	0	0	0	0	0	0	0	0
9938	Student Support Spec	3	1	Male	2	1	1	0	0	0	0	0
				Female	1	1	0	0	0	0	0	0
Grand Total #		62	9	Male #	18	15	1	2	0	0	0	0
Grand Total %			14.5	Male %	29.0	24.2	1.6	3.2	0.0	0.0	0.0	0.0
				Female #	44	38	2	3	1	0	0	0
				Female%	71.0	61.3	3.2	4.8	1.6	0.0	0.0	0.0

Maricopa County Community College District

Rio Salado Community College

Snapshot Date: 09/30/2017

Workforce Analysis

Organizational Unit: Communiversity Queen Creek

Job Code	JobTitle	Total		Total								
		EMP	MIN	EMP	W	AA	H	A	NA	PI	2+	
2785	Office Coord II	1	1	Male	0	0	0	0	0	0	0	0
				Female	1	0	1	0	0	0	0	0
Grand Total #		1	1	Male #	0	0	0	0	0	0	0	0
Grand Total %			100.0	Male %	0.0	0.0	0.0	0.0	0.0	0.0	0.0	0.0
				Female #	1	0	1	0	0	0	0	0
				Female%	100.0	0.0	100.0	0.0	0.0	0.0	0.0	0.0

Maricopa County Community College District

Rio Salado Community College

Snapshot Date: 09/30/2017

Workforce Analysis

Organizational Unit: Comp Creative Writing and Lit

Job Code	JobTitle	Total		Total								
		EMP	MIN	EMP	W	AA	H	A	NA	PI	2+	
4037	Student Lrning Facilitator II	2	1	Male	1	0	1	0	0	0	0	0
				Female	1	1	0	0	0	0	0	
4076	Temp Level 3	35	15	Male	10	8	2	0	0	0	0	
				Female	25	12	3	8	1	1	0	
4367	Temp Level 4	1	0	Male	1	1	0	0	0	0	0	
				Female	0	0	0	0	0	0	0	
Grand Total #		38	16	Male #	12	9	3	0	0	0	0	
Grand Total %			42.1	Male %	31.6	23.7	7.9	0.0	0.0	0.0	0.0	
				Female #	26	13	3	8	1	1	0	
				Female%	68.4	34.2	7.9	21.1	2.6	2.6	0.0	

Maricopa County Community College District

Rio Salado Community College

Snapshot Date: 09/30/2017

Workforce Analysis

Organizational Unit: Computer Labs

Job Code	JobTitle	Total		Total								
		EMP	MIN	EMP	W	AA	H	A	NA	PI	2+	
9584	Instructional Facilitator	4	1	Male	0	0	0	0	0	0	0	0
				Female	4	3	1	0	0	0	0	0
Grand Total #		4	1	Male #	0	0	0	0	0	0	0	0
Grand Total %			25.0	Male %	0.0	0.0	0.0	0.0	0.0	0.0	0.0	0.0
				Female #	4	3	1	0	0	0	0	0
				Female%	100.0	75.0	25.0	0.0	0.0	0.0	0.0	0.0

Maricopa County Community College District

Rio Salado Community College

Snapshot Date: 09/30/2017

Workforce Analysis

Organizational Unit: Computer Services

Job Code	JobTitle	Total		Total									
		EMP	MIN	EMP	W	AA	H	A	NA	PI	2+		
796	Web Database Applications Dev	1	1	Male	1	0	0	1	0	0	0	0	
				Female	0	0	0	0	0	0	0		
809	Database Admin	3	2	Male	2	1	0	1	0	0	0	0	
				Female	1	0	0	0	1	0	0	0	
980	Programmer Analyst III	1	1	Male	1	0	0	0	1	0	0	0	
				Female	0	0	0	0	0	0	0	0	
Grand Total #		5	4	Male #	4	1	0	2	1	0	0	0	
Grand Total %			80.0	Male %	80.0	20.0	0.0	40.0	20.0	0.0	0.0	0.0	
				Female #	1	0	0	0	1	0	0	0	
				Female%	20.0	0.0	0.0	0.0	20.0	0.0	0.0	0.0	

Maricopa County Community College District

Rio Salado Community College

Snapshot Date: 09/30/2017

Workforce Analysis

Organizational Unit: Counseling & Guidance

Job Code	JobTitle	Total		Total								
		EMP	MIN	EMP	W	AA	H	A	NA	PI	2+	
163	Outreach Spec K12	2	1	Male	0	0	0	0	0	0	0	0
				Female	2	1	1	0	0	0	0	0
Grand Total #		2	1	Male #	0	0	0	0	0	0	0	
Grand Total %			50.0	Male %	0.0	0.0	0.0	0.0	0.0	0.0	0.0	
				Female #	2	1	1	0	0	0	0	
				Female%	100.0	50.0	50.0	0.0	0.0	0.0	0.0	

Maricopa County Community College District

Rio Salado Community College

Snapshot Date: 09/30/2017

Workforce Analysis

Organizational Unit: Course Support

Job Code	JobTitle	Total		Total								
		EMP	MIN	EMP	W	AA	H	A	NA	PI	2+	
2335	Office Coord III	1	1	Male	0	0	0	0	0	0	0	0
				Female	1	0	1	0	0	0	0	0
2550	Curriculum Tech	3	1	Male	1	1	0	0	0	0	0	0
				Female	2	1	0	1	0	0	0	0
Grand Total #		4	2	Male #	1	1	0	0	0	0	0	0
Grand Total %			50.0	Male %	25.0	25.0	0.0	0.0	0.0	0.0	0.0	0.0
				Female #	3	1	1	1	0	0	0	0
				Female%	75.0	25.0	25.0	25.0	0.0	0.0	0.0	0.0

Maricopa County Community College District

Rio Salado Community College

Snapshot Date: 09/30/2017

Workforce Analysis

Organizational Unit: Course Support Management

Job Code	JobTitle	Total		Total								
		EMP	MIN	EMP	W	AA	H	A	NA	PI	2+	
149	Dir Community Partnership Prog	1	0	Male	0	0	0	0	0	0	0	0
				Female	1	1	0	0	0	0	0	0
445	Assoc Dean	1	1	Male	0	0	0	0	0	0	0	0
				Female	1	0	0	1	0	0	0	0
565	Dir Instr Tech Course Produc	2	0	Male	0	0	0	0	0	0	0	0
				Female	2	2	0	0	0	0	0	0
Grand Total #		4	1	Male #	0	0	0	0	0	0	0	0
Grand Total %			25.0	Male %	0.0	0.0	0.0	0.0	0.0	0.0	0.0	0.0
				Female #	4	3	0	1	0	0	0	0
				Female%	100.0	75.0	0.0	25.0	0.0	0.0	0.0	0.0

Maricopa County Community College District

Rio Salado Community College

Snapshot Date: 09/30/2017

Workforce Analysis

Organizational Unit: Course/Web Development

Job Code	JobTitle	Total		Total								
		EMP	MIN	EMP	W	AA	H	A	NA	PI	2+	
174	Course Production Spec II	3	1	Male	1	1	0	0	0	0	0	0
				Female	2	1	0	0	0	1	0	0
177	Lead Course Prod Spec	3	1	Male	2	2	0	0	0	0	0	0
				Female	1	0	0	0	1	0	0	0
1955	Program Analyst Web Based Inst	1	0	Male	1	1	0	0	0	0	0	0
				Female	0	0	0	0	0	0	0	0
Grand Total #		7	2	Male #	4	4	0	0	0	0	0	0
Grand Total %			28.6	Male %	57.1	57.1	0.0	0.0	0.0	0.0	0.0	0.0
				Female #	3	1	0	0	1	1	0	0
				Female%	42.9	14.3	0.0	0.0	14.3	14.3	0.0	0.0

Maricopa County Community College District

Rio Salado Community College

Snapshot Date: 09/30/2017

Workforce Analysis

Organizational Unit: Ctr Crrcim/Trnsfr Articulation

Job Code	JobTitle	Total		Total								
		EMP	MIN	EMP	W	AA	H	A	NA	PI	2+	
4075	Temp Level 2	1	0	Male	1	1	0	0	0	0	0	0
				Female	0	0	0	0	0	0	0	0
Grand Total #		1	0	Male #	1	1	0	0	0	0	0	0
Grand Total %			0.0	Male %	100.0	100.0	0.0	0.0	0.0	0.0	0.0	0.0
				Female #	0	0	0	0	0	0	0	0
				Female%	0.0	0.0	0.0	0.0	0.0	0.0	0.0	0.0

Maricopa County Community College District

Rio Salado Community College

Snapshot Date: 09/30/2017

Workforce Analysis

Organizational Unit: Ctr Crrclm/Trnsfr Articulation

Job Code	JobTitle	Total		Total								
		EMP	MIN	EMP	W	AA	H	A	NA	PI	2+	
4075	Temp Level 2	1	0	Male	1	1	0	0	0	0	0	0
				Female	0	0	0	0	0	0	0	0
Grand Total #		1	0	Male #	1	1	0	0	0	0	0	
Grand Total %			0.0	Male %	100.0	100.0	0.0	0.0	0.0	0.0	0.0	
				Female #	0	0	0	0	0	0	0	
				Female%	0.0	0.0	0.0	0.0	0.0	0.0	0.0	

Maricopa County Community College District

Rio Salado Community College

Snapshot Date: 09/30/2017

Workforce Analysis

Organizational Unit: Ctr for Civic Participation

Job Code	JobTitle	Total		Total								
		EMP	MIN	EMP	W	AA	H	A	NA	PI	2+	
4075	Temp Level 2	1	0	Male	1	1	0	0	0	0	0	0
				Female	0	0	0	0	0	0	0	0
Grand Total #		1	0	Male #	1	1	0	0	0	0	0	0
Grand Total %			0.0	Male %	100.0	100.0	0.0	0.0	0.0	0.0	0.0	0.0
				Female #	0	0	0	0	0	0	0	0
				Female%	0.0	0.0	0.0	0.0	0.0	0.0	0.0	0.0

Maricopa County Community College District

Rio Salado Community College

Snapshot Date: 09/30/2017

Workforce Analysis

Organizational Unit: Ctr for Comm & Civic Engagemnt

Job Code	JobTitle	Total		Total								
		EMP	MIN	EMP	W	AA	H	A	NA	PI	2+	
4075	Temp Level 2	1	1	Male	1	0	0	1	0	0	0	0
				Female	0	0	0	0	0	0	0	
Grand Total #		1	1	Male #	1	0	0	1	0	0	0	0
Grand Total %			100.0	Male %	100.0	0.0	0.0	100.0	0.0	0.0	0.0	0.0
				Female #	0	0	0	0	0	0	0	0
				Female%	0.0	0.0	0.0	0.0	0.0	0.0	0.0	0.0

Maricopa County Community College District

Rio Salado Community College

Snapshot Date: 09/30/2017

Workforce Analysis

Organizational Unit: Ctr. Teaching, Learning/Tech.

Job Code	JobTitle	Total		Total								
		EMP	MIN	EMP	W	AA	H	A	NA	PI	2+	
4075	Temp Level 2	1	0	Male	0	0	0	0	0	0	0	0
				Female	1	1	0	0	0	0	0	0
Grand Total #		1	0	Male #	0	0	0	0	0	0	0	0
Grand Total %			0.0	Male %	0.0	0.0	0.0	0.0	0.0	0.0	0.0	0.0
				Female #	1	1	0	0	0	0	0	0
				Female%	100.0	100.0	0.0	0.0	0.0	0.0	0.0	0.0

Maricopa County Community College District

Rio Salado Community College

Snapshot Date: 09/30/2017

Workforce Analysis

Organizational Unit: Dean of Arts & Sciences

Job Code	JobTitle	Total		Total								
		EMP	MIN	EMP	W	AA	H	A	NA	PI	2+	
2565	Exec Secretary I	1	0	Male	0	0	0	0	0	0	0	0
				Female	1	1	0	0	0	0	0	0
Grand Total #		1	0	Male #	0	0	0	0	0	0	0	0
Grand Total %			0.0	Male %	0.0	0.0	0.0	0.0	0.0	0.0	0.0	0.0
				Female #	1	1	0	0	0	0	0	0
				Female%	100.0	100.0	0.0	0.0	0.0	0.0	0.0	0.0

Maricopa County Community College District

Rio Salado Community College

Snapshot Date: 09/30/2017

Workforce Analysis

Organizational Unit: Dental Assisting

Job Code	JobTitle	Total		Total								
		EMP	MIN	EMP	W	AA	H	A	NA	PI	2+	
4086	Non Credit	11	5	Male	1	0	1	0	0	0	0	0
				Female	10	6	2	1	0	0	1	0
Grand Total #		11	5	Male #	1	0	1	0	0	0	0	0
Grand Total %			45.5	Male %	9.1	0.0	9.1	0.0	0.0	0.0	0.0	0.0
				Female #	10	6	2	1	0	0	1	0
				Female%	90.9	54.5	18.2	9.1	0.0	0.0	9.1	0.0

Maricopa County Community College District

Rio Salado Community College

Snapshot Date: 09/30/2017

Workforce Analysis

Organizational Unit: Dental Hygiene

Job Code	JobTitle	Total		Total									
		EMP	MIN	EMP	W	AA	H	A	NA	PI	2+		
3110	Admin Secretary I	1	0	Male	0	0	0	0	0	0	0	0	0
				Female	1	1	0	0	0	0	0	0	0
4100	Dentist Rate Hygiene Exam	2	1	Male	2	1	0	1	0	0	0	0	
				Female	0	0	0	0	0	0	0	0	
7245	Dental Hygiene	1	0	Male	0	0	0	0	0	0	0	0	
				Female	1	1	0	0	0	0	0	0	
Grand Total #		4	1	Male #	2	1	0	1	0	0	0	0	
Grand Total %			25.0	Male %	50.0	25.0	0.0	25.0	0.0	0.0	0.0	0.0	
				Female #	2	2	0	0	0	0	0	0	
				Female%	50.0	50.0	0.0	0.0	0.0	0.0	0.0	0.0	

Maricopa County Community College District

Rio Salado Community College

Snapshot Date: 09/30/2017

Workforce Analysis

Organizational Unit: Dental Operations

Job Code	JobTitle	Total		Total								
		EMP	MIN	EMP	W	AA	H	A	NA	PI	2+	
940	Coord Instructional Programs	2	0	Male	1	1	0	0	0	0	0	0
				Female	1	1	0	0	0	0	0	0
		Grand Total #	2	Male #	1	1	0	0	0	0	0	0
		Grand Total %		Male %	50.0	50.0	0.0	0.0	0.0	0.0	0.0	0.0
				Female #	1	1	0	0	0	0	0	0
				Female%	50.0	50.0	0.0	0.0	0.0	0.0	0.0	0.0

Maricopa County Community College District

Rio Salado Community College

Snapshot Date: 09/30/2017

Workforce Analysis

Organizational Unit: Desktop Media Support

Job Code	JobTitle	Total		Total								
		EMP	MIN	EMP	W	AA	H	A	NA	PI	2+	
2707	Client Support Analyst	1	0	Male	1	1	0	0	0	0	0	0
				Female	0	0	0	0	0	0	0	0
Grand Total #		1	0	Male #	1	1	0	0	0	0	0	
Grand Total %			0.0	Male %	100.0	100.0	0.0	0.0	0.0	0.0	0.0	
				Female #	0	0	0	0	0	0	0	
				Female%	0.0	0.0	0.0	0.0	0.0	0.0	0.0	

Maricopa County Community College District

Rio Salado Community College

Snapshot Date: 09/30/2017

Workforce Analysis

Organizational Unit: DL Teaching & Learning

Job Code	JobTitle	Total		Total								
		EMP	MIN	EMP	W	AA	H	A	NA	PI	2+	
1110	Coord Instructional Svcs	1	1	Male	0	0	0	0	0	0	0	0
				Female	1	0	0	0	1	0	0	0
1265	Coord Telecommunications	1	0	Male	1	1	0	0	0	0	0	0
				Female	0	0	0	0	0	0	0	0
1335	Coord Learning Ctr	1	1	Male	1	0	1	0	0	0	0	0
				Female	0	0	0	0	0	0	0	0
149	Dir Community Partnership Prog	1	1	Male	1	0	1	0	0	0	0	0
				Female	0	0	0	0	0	0	0	0
2335	Office Coord III	1	0	Male	0	0	0	0	0	0	0	0
				Female	1	1	0	0	0	0	0	0
4071	Specially Funded	179	73	Male	44	23	7	10	3	1	0	0
				Female	135	83	21	26	3	2	0	0
4204	Adjunct Faculty Day	1	0	Male	0	0	0	0	0	0	0	0
				Female	1	1	0	0	0	0	0	0
4205	Adjunct Faculty Evening	161	18	Male	60	53	1	3	2	1	0	0
				Female	101	90	1	7	3	0	0	0
4207	Adjunct Faculty Summer Evening	8	1	Male	1	0	0	1	0	0	0	0
				Female	7	7	0	0	0	0	0	0
4235	Specially Funded Instruction	22	4	Male	5	4	0	1	0	0	0	0
				Female	17	14	1	2	0	0	0	0
530	Instructional Designer	4	1	Male	2	2	0	0	0	0	0	0
				Female	2	1	0	0	1	0	0	0
809	Database Admin	1	1	Male	1	0	0	0	1	0	0	0
				Female	0	0	0	0	0	0	0	0
940	Coord Instructional Programs	4	1	Male	0	0	0	0	0	0	0	0
				Female	4	3	0	1	0	0	0	0

Maricopa County Community College District

Rio Salado Community College

Snapshot Date: 09/30/2017

Workforce Analysis

Organizational Unit: DL Teaching & Learning

Job Code	JobTitle	Total		Total								
		EMP	MIN	EMP	W	AA	H	A	NA	PI	2+	
9562	Instructional Spec	1	0	Male	0	0	0	0	0	0	0	0
				Female	1	1	0	0	0	0	0	0
9584	Instructional Facilitator	4	0	Male	0	0	0	0	0	0	0	0
				Female	4	4	0	0	0	0	0	0
9604	Early Childhood Education Coor	1	1	Male	0	0	0	0	0	0	0	0
				Female	1	0	0	1	0	0	0	0
Grand Total #		391	103	Male #	116	83	10	15	6	2	0	0
Grand Total %			26.3	Male %	29.7	21.2	2.6	3.8	1.5	0.5	0.0	0.0
				Female #	275	205	23	37	8	2	0	0
				Female%	70.3	52.4	5.9	9.5	2.0	0.5	0.0	0.0

Maricopa County Community College District

Rio Salado Community College

Snapshot Date: 09/30/2017

Workforce Analysis

Organizational Unit: Downtown Operations

Job Code	JobTitle	Total		Total								
		EMP	MIN	EMP	W	AA	H	A	NA	PI	2+	
2785	Office Coord II	1	1	Male	0	0	0	0	0	0	0	0
				Female	1	0	0	0	1	0	0	0
9661	Adult Basic Educ Clerk	1	1	Male	0	0	0	0	0	0	0	0
				Female	1	0	0	1	0	0	0	0
Grand Total #		2	2	Male #	0	0	0	0	0	0	0	0
Grand Total %			100.0	Male %	0.0	0.0	0.0	0.0	0.0	0.0	0.0	0.0
				Female #	2	0	0	1	1	0	0	0
				Female%	100.0	0.0	0.0	50.0	50.0	0.0	0.0	0.0

Maricopa County Community College District

Rio Salado Community College

Snapshot Date: 09/30/2017

Workforce Analysis

Organizational Unit: Dual Enrollment

Job Code	JobTitle	Total		Total								
		EMP	MIN	EMP	W	AA	H	A	NA	PI	2+	
1123	Coord Dual Enrollment	3	1	Male	1	1	0	0	0	0	0	0
				Female	2	1	0	1	0	0	0	0
Grand Total #		3	1	Male #	1	1	0	0	0	0	0	0
Grand Total %			33.3	Male %	33.3	33.3	0.0	0.0	0.0	0.0	0.0	0.0
				Female #	2	1	0	1	0	0	0	0
				Female%	66.7	33.3	0.0	33.3	0.0	0.0	0.0	0.0

Maricopa County Community College District

Rio Salado Community College

Snapshot Date: 09/30/2017

Workforce Analysis

Organizational Unit: Early Childhood Grant Staff

Job Code	JobTitle	Total		Total								
		EMP	MIN	EMP	W	AA	H	A	NA	PI	2+	
9604	Early Childhood Education Coor	1	1	Male	0	0	0	0	0	0	0	0
				Female	1	0	1	0	0	0	0	0
Grand Total #		1	1	Male #	0	0	0	0	0	0	0	0
Grand Total %			100.0	Male %	0.0	0.0	0.0	0.0	0.0	0.0	0.0	0.0
				Female #	1	0	1	0	0	0	0	0
				Female%	100.0	0.0	100.0	0.0	0.0	0.0	0.0	0.0

Maricopa County Community College District

Rio Salado Community College

Snapshot Date: 09/30/2017

Workforce Analysis

Organizational Unit: Early Childhood Projects

Job Code	JobTitle	Total		Total								
		EMP	MIN	EMP	W	AA	H	A	NA	PI	2+	
9562	Instructional Spec	1	0	Male	0	0	0	0	0	0	0	0
				Female	1	1	0	0	0	0	0	0
Grand Total #		1	0	Male #	0	0	0	0	0	0	0	0
Grand Total %			0.0	Male %	0.0	0.0	0.0	0.0	0.0	0.0	0.0	0.0
				Female #	1	1	0	0	0	0	0	0
				Female%	100.0	100.0	0.0	0.0	0.0	0.0	0.0	0.0

Maricopa County Community College District

Rio Salado Community College

Snapshot Date: 09/30/2017

Workforce Analysis

Organizational Unit: Early Childhood Staff

Job Code	JobTitle	Total		Total								
		EMP	MIN	EMP	W	AA	H	A	NA	PI	2+	
9595	Outreach Spec Early Childhood	1	1	Male	0	0	0	0	0	0	0	0
				Female	1	0	1	0	0	0	0	0
Grand Total #		1	1	Male #	0	0	0	0	0	0	0	0
Grand Total %			100.0	Male %	0.0	0.0	0.0	0.0	0.0	0.0	0.0	0.0
				Female #	1	0	1	0	0	0	0	0
				Female%	100.0	0.0	100.0	0.0	0.0	0.0	0.0	0.0

Maricopa County Community College District

Rio Salado Community College

Snapshot Date: 09/30/2017

Workforce Analysis

Organizational Unit: Education

Job Code	JobTitle	Total		Total								
		EMP	MIN	EMP	W	AA	H	A	NA	PI	2+	
149	Dir Community Partnership Prog	2	0	Male	0	0	0	0	0	0	0	0
				Female	2	2	0	0	0	0	0	0
		Grand Total #	2	Male #	0	0	0	0	0	0	0	0
		Grand Total %		Male %	0.0	0.0	0.0	0.0	0.0	0.0	0.0	0.0
				Female #	2	2	0	0	0	0	0	0
				Female%	100.0	100.0	0.0	0.0	0.0	0.0	0.0	0.0

Maricopa County Community College District

Rio Salado Community College

Snapshot Date: 09/30/2017

Workforce Analysis

Organizational Unit: Educational Cntr-Inst

Job Code	JobTitle	Total		Total								
		EMP	MIN	EMP	W	AA	H	A	NA	PI	2+	
4077	Temp MAT Equiv Grade 13	8	4	Male	5	3	1	0	1	0	0	0
				Female	3	1	2	0	0	0	0	0
Grand Total #		8	4	Male #	5	3	1	0	1	0	0	0
Grand Total %			50.0	Male %	62.5	37.5	12.5	0.0	12.5	0.0	0.0	0.0
				Female #	3	1	2	0	0	0	0	0
				Female%	37.5	12.5	25.0	0.0	0.0	0.0	0.0	0.0

Maricopa County Community College District

Rio Salado Community College

Snapshot Date: 09/30/2017

Workforce Analysis

Organizational Unit: Educational Specialized Svcs

Job Code	JobTitle	Total		Total								
		EMP	MIN	EMP	W	AA	H	A	NA	PI	2+	
4354	Educ Dev Pro Gro Proj Sum Com	16	2	Male	3	2	1	0	0	0	0	0
				Female	13	12	0	1	0	0	0	0
Grand Total #		16	2	Male #	3	2	1	0	0	0	0	0
Grand Total %			12.5	Male %	18.8	12.5	6.3	0.0	0.0	0.0	0.0	0.0
				Female #	13	12	0	1	0	0	0	0
				Female%	81.3	75.0	0.0	6.3	0.0	0.0	0.0	0.0

Maricopa County Community College District

Rio Salado Community College

Snapshot Date: 09/30/2017

Workforce Analysis

Organizational Unit: Engineering

Job Code	JobTitle	Total		Total								
		EMP	MIN	EMP	W	AA	H	A	NA	PI	2+	
1153	Broadcast Producer Mgr	3	0	Male	3	3	0	0	0	0	0	0
				Female	0	0	0	0	0	0	0	0
Grand Total #		3	0	Male #	3	3	0	0	0	0	0	
Grand Total %			0.0	Male %	100.0	100.0	0.0	0.0	0.0	0.0	0.0	
				Female #	0	0	0	0	0	0	0	
				Female%	0.0	0.0	0.0	0.0	0.0	0.0	0.0	

Maricopa County Community College District

Rio Salado Community College

Snapshot Date: 09/30/2017

Workforce Analysis

Organizational Unit: English

Job Code	JobTitle	Total		Total								
		EMP	MIN	EMP	W	AA	H	A	NA	PI	2+	
2590	Program Advisor	1	1	Male	0	0	0	0	0	0	0	0
				Female	1	0	0	1	0	0	0	0
Grand Total #		1	1	Male #	0	0	0	0	0	0	0	0
Grand Total %			100.0	Male %	0.0	0.0	0.0	0.0	0.0	0.0	0.0	0.0
				Female #	1	0	0	1	0	0	0	0
				Female%	100.0	0.0	0.0	100.0	0.0	0.0	0.0	0.0

Maricopa County Community College District

Rio Salado Community College

Snapshot Date: 09/30/2017

Workforce Analysis

Organizational Unit: English Division

Job Code	JobTitle	Total		Total								
		EMP	MIN	EMP	W	AA	H	A	NA	PI	2+	
4060	Educational Dev Non Faculty	1	1	Male	0	0	0	0	0	0	0	0
				Female	1	0	0	0	1	0	0	0
Grand Total #		1	1	Male #	0	0	0	0	0	0	0	0
Grand Total %			100.0	Male %	0.0	0.0	0.0	0.0	0.0	0.0	0.0	0.0
				Female #	1	0	0	0	1	0	0	0
				Female%	100.0	0.0	0.0	0.0	100.0	0.0	0.0	0.0

Maricopa County Community College District

Rio Salado Community College

Snapshot Date: 09/30/2017

Workforce Analysis

Organizational Unit: English-Reading-Journalism

Job Code	JobTitle	Total		Total								
		EMP	MIN	EMP	W	AA	H	A	NA	PI	2+	
4071	Specially Funded	1	1	Male	0	0	0	0	0	0	0	0
				Female	1	0	0	1	0	0	0	
4086	Non Credit	1	0	Male	0	0	0	0	0	0	0	0
				Female	1	1	0	0	0	0	0	
Grand Total #		2	1	Male #	0	0	0	0	0	0	0	0
Grand Total %			50.0	Male %	0.0	0.0	0.0	0.0	0.0	0.0	0.0	0.0
				Female #	2	1	0	1	0	0	0	0
				Female%	100.0	50.0	0.0	50.0	0.0	0.0	0.0	0.0

Maricopa County Community College District

Rio Salado Community College

Snapshot Date: 09/30/2017

Workforce Analysis

Organizational Unit: Enrollment Management

Job Code	JobTitle	Total		Total								
		EMP	MIN	EMP	W	AA	H	A	NA	PI	2+	
4075	Temp Level 2	1	0	Male	1	1	0	0	0	0	0	0
				Female	0	0	0	0	0	0	0	0
Grand Total #		1	0	Male #	1	1	0	0	0	0	0	0
Grand Total %			0.0	Male %	100.0	100.0	0.0	0.0	0.0	0.0	0.0	0.0
				Female #	0	0	0	0	0	0	0	0
				Female%	0.0	0.0	0.0	0.0	0.0	0.0	0.0	0.0

Maricopa County Community College District

Rio Salado Community College

Snapshot Date: 09/30/2017

Workforce Analysis

Organizational Unit: Enrollment Management Services

Job Code	JobTitle	Total		Total								
		EMP	MIN	EMP	W	AA	H	A	NA	PI	2+	
4075	Temp Level 2	4	3	Male	1	1	0	0	0	0	0	0
				Female	3	0	0	3	0	0	0	0
Grand Total #		4	3	Male #	1	1	0	0	0	0	0	0
Grand Total %			75.0	Male %	25.0	25.0	0.0	0.0	0.0	0.0	0.0	0.0
				Female #	3	0	0	3	0	0	0	0
				Female%	75.0	0.0	0.0	75.0	0.0	0.0	0.0	0.0

Maricopa County Community College District

Rio Salado Community College

Snapshot Date: 09/30/2017

Workforce Analysis

Organizational Unit: Enrollment Services

Job Code	JobTitle	Total		Total								
		EMP	MIN	EMP	W	AA	H	A	NA	PI	2+	
4075	Temp Level 2	3	1	Male	1	1	0	0	0	0	0	0
				Female	2	1	0	1	0	0	0	0
Grand Total #		3	1	Male #	1	1	0	0	0	0	0	0
Grand Total %			33.3	Male %	33.3	33.3	0.0	0.0	0.0	0.0	0.0	0.0
				Female #	2	1	0	1	0	0	0	0
				Female%	66.7	33.3	0.0	33.3	0.0	0.0	0.0	0.0

Maricopa County Community College District

Rio Salado Community College

Snapshot Date: 09/30/2017

Workforce Analysis

Organizational Unit: Fac Svcs Textbook

Job Code	JobTitle	Total		Total								
		EMP	MIN	EMP	W	AA	H	A	NA	PI	2+	
1110	Coord Instructional Svcs	1	0	Male	0	0	0	0	0	0	0	0
				Female	1	1	0	0	0	0	0	0
2785	Office Coord II	2	0	Male	1	1	0	0	0	0	0	0
				Female	1	1	0	0	0	0	0	0
Grand Total #		3	0	Male #	1	1	0	0	0	0	0	0
Grand Total %			0.0	Male %	33.3	33.3	0.0	0.0	0.0	0.0	0.0	0.0
				Female #	2	2	0	0	0	0	0	0
				Female%	66.7	66.7	0.0	0.0	0.0	0.0	0.0	0.0

Maricopa County Community College District

Rio Salado Community College

Snapshot Date: 09/30/2017

Workforce Analysis

Organizational Unit: Faculty Services

Job Code	JobTitle	Total		Total								
		EMP	MIN	EMP	W	AA	H	A	NA	PI	2+	
1110	Coord Instructional Svcs	1	1	Male	0	0	0	0	0	0	0	0
				Female	1	0	0	1	0	0	0	0
2785	Office Coord II	2	0	Male	0	0	0	0	0	0	0	0
				Female	2	2	0	0	0	0	0	0
Grand Total #		3	1	Male #	0	0	0	0	0	0	0	0
Grand Total %			33.3	Male %	0.0	0.0	0.0	0.0	0.0	0.0	0.0	0.0
				Female #	3	2	0	1	0	0	0	0
				Female%	100.0	66.7	0.0	33.3	0.0	0.0	0.0	0.0

Maricopa County Community College District

Rio Salado Community College

Snapshot Date: 09/30/2017

Workforce Analysis

Organizational Unit: Fin Aid Office

Job Code	JobTitle	Total		Total								
		EMP	MIN	EMP	W	AA	H	A	NA	PI	2+	
1155	Coord Veterans Svcs	1	1	Male	0	0	0	0	0	0	0	0
				Female	1	0	0	1	0	0	0	0
2570	Financial Aid Tech II	7	3	Male	2	2	0	0	0	0	0	
				Female	5	2	0	3	0	0	0	
2582	Financial Aid Tech III	3	2	Male	0	0	0	0	0	0	0	
				Female	3	1	1	1	0	0	0	
2945	Financial Aid Tech I	1	0	Male	0	0	0	0	0	0	0	
				Female	1	1	0	0	0	0	0	
951	Asst Dir Financial Aid	1	1	Male	0	0	0	0	0	0	0	
				Female	1	0	0	1	0	0	0	
Grand Total #		13	7	Male #	2	2	0	0	0	0	0	
Grand Total %			53.8	Male %	15.4	15.4	0.0	0.0	0.0	0.0	0.0	
				Female #	11	4	1	6	0	0	0	
				Female%	84.6	30.8	7.7	46.2	0.0	0.0	0.0	

Maricopa County Community College District

Rio Salado Community College

Snapshot Date: 09/30/2017

Workforce Analysis

Organizational Unit: Fine-Performing Arts - Art

Job Code	JobTitle	Total		Total								
		EMP	MIN	EMP	W	AA	H	A	NA	PI	2+	
9938	Student Support Spec	1	1	Male	0	0	0	0	0	0	0	0
				Female	1	0	1	0	0	0	0	0
Grand Total #		1	1	Male #	0	0	0	0	0	0	0	0
Grand Total %			100.0	Male %	0.0	0.0	0.0	0.0	0.0	0.0	0.0	0.0
				Female #	1	0	1	0	0	0	0	0
				Female%	100.0	0.0	100.0	0.0	0.0	0.0	0.0	0.0

Maricopa County Community College District

Rio Salado Community College

Snapshot Date: 09/30/2017

Workforce Analysis

Organizational Unit: Fine-Performing Arts-Music

Job Code	JobTitle	Total		Total								
		EMP	MIN	EMP	W	AA	H	A	NA	PI	2+	
9584	Instructional Facilitator	1	0	Male	1	1	0	0	0	0	0	0
				Female	0	0	0	0	0	0	0	0
Grand Total #		1	0	Male #	1	1	0	0	0	0	0	
Grand Total %			0.0	Male %	100.0	100.0	0.0	0.0	0.0	0.0	0.0	
				Female #	0	0	0	0	0	0	0	
				Female%	0.0	0.0	0.0	0.0	0.0	0.0	0.0	

Maricopa County Community College District

Rio Salado Community College

Snapshot Date: 09/30/2017

Workforce Analysis

Organizational Unit: Fiscal Services

Job Code	JobTitle	Total		Total								
		EMP	MIN	EMP	W	AA	H	A	NA	PI	2+	
945	Mgr College Fiscal Svcs	1	1	Male	1	0	1	0	0	0	0	0
				Female	0	0	0	0	0	0	0	0
Grand Total #		1	1	Male #	1	0	1	0	0	0	0	0
Grand Total %			100.0	Male %	100.0	0.0	100.0	0.0	0.0	0.0	0.0	0.0
				Female #	0	0	0	0	0	0	0	0
				Female%	0.0	0.0	0.0	0.0	0.0	0.0	0.0	0.0

Maricopa County Community College District

Rio Salado Community College

Snapshot Date: 09/30/2017

Workforce Analysis

Organizational Unit: Grants

Job Code	JobTitle	Total		Total								
		EMP	MIN	EMP	W	AA	H	A	NA	PI	2+	
803	Grants Development Spec	1	1	Male	0	0	0	0	0	0	0	0
				Female	1	0	0	1	0	0	0	0
Grand Total #		1	1	Male #	0	0	0	0	0	0	0	0
Grand Total %			100.0	Male %	0.0	0.0	0.0	0.0	0.0	0.0	0.0	0.0
				Female #	1	0	0	1	0	0	0	0
				Female%	100.0	0.0	0.0	100.0	0.0	0.0	0.0	0.0

Maricopa County Community College District

Rio Salado Community College

Snapshot Date: 09/30/2017

Workforce Analysis

Organizational Unit: Help Desk

Job Code	JobTitle	Total		Total								
		EMP	MIN	EMP	W	AA	H	A	NA	PI	2+	
1955	Program Analyst Web Based Inst	1	0	Male	1	1	0	0	0	0	0	0
				Female	0	0	0	0	0	0	0	0
2535	Computer Maint Tech	5	1	Male	5	4	0	1	0	0	0	0
				Female	0	0	0	0	0	0	0	0
2706	Help Desk Analyst	1	0	Male	1	1	0	0	0	0	0	0
				Female	0	0	0	0	0	0	0	0
2707	Client Support Analyst	6	4	Male	5	1	1	2	1	0	0	0
				Female	1	1	0	0	0	0	0	0
Grand Total #		13	5	Male #	12	7	1	3	1	0	0	0
Grand Total %			38.5	Male %	92.3	53.8	7.7	23.1	7.7	0.0	0.0	0.0
				Female #	1	1	0	0	0	0	0	0
				Female%	7.7	7.7	0.0	0.0	0.0	0.0	0.0	0.0

Maricopa County Community College District

Rio Salado Community College

Snapshot Date: 09/30/2017

Workforce Analysis

Organizational Unit: Honors Program Admin

Job Code	JobTitle	Total		Total								
		EMP	MIN	EMP	W	AA	H	A	NA	PI	2+	
9832	Honors Prog Asst	1	1	Male	0	0	0	0	0	0	0	0
				Female	1	0	0	0	0	0	1	0
Grand Total #		1	1	Male #	0	0	0	0	0	0	0	0
Grand Total %			100.0	Male %	0.0	0.0	0.0	0.0	0.0	0.0	0.0	0.0
				Female #	1	0	0	0	0	1	0	0
				Female%	100.0	0.0	0.0	0.0	0.0	100.0	0.0	0.0

Maricopa County Community College District

Rio Salado Community College

Snapshot Date: 09/30/2017

Workforce Analysis

Organizational Unit: HR Management

Job Code	JobTitle	Total		Total								
		EMP	MIN	EMP	W	AA	H	A	NA	PI	2+	
1325	Coord Human Resources Svcs	1	0	Male	0	0	0	0	0	0	0	0
				Female	1	1	0	0	0	0	0	0
Grand Total #		1	0	Male #	0	0	0	0	0	0	0	0
Grand Total %			0.0	Male %	0.0	0.0	0.0	0.0	0.0	0.0	0.0	0.0
				Female #	1	1	0	0	0	0	0	0
				Female%	100.0	100.0	0.0	0.0	0.0	0.0	0.0	0.0

Maricopa County Community College District

Rio Salado Community College

Snapshot Date: 09/30/2017

Workforce Analysis

Organizational Unit: Human Resources

Job Code	JobTitle	Total		Total									
		EMP	MIN	EMP	W	AA	H	A	NA	PI	2+		
1312	College Budget Analyst	1	1	Male	1	0	0	0	0	0	1	0	0
				Female	0	0	0	0	0	0	0	0	0
2581	Sr Human Resources Analyst	1	0	Male	0	0	0	0	0	0	0	0	0
				Female	1	1	0	0	0	0	0	0	0
Grand Total #		2	1	Male #	1	0	0	0	0	0	1	0	0
Grand Total %			50.0	Male %	50.0	0.0	0.0	0.0	0.0	0.0	50.0	0.0	0.0
				Female #	1	1	0	0	0	0	0	0	0
				Female%	50.0	50.0	0.0	0.0	0.0	0.0	0.0	0.0	0.0

Maricopa County Community College District

Rio Salado Community College

Snapshot Date: 09/30/2017

Workforce Analysis

Organizational Unit: IA Projects

Job Code	JobTitle	Total		Total								
		EMP	MIN	EMP	W	AA	H	A	NA	PI	2+	
1029	Coord Audio Visual	1	0	Male	1	1	0	0	0	0	0	0
				Female	0	0	0	0	0	0	0	
2335	Office Coord III	1	1	Male	0	0	0	0	0	0	0	
				Female	1	0	0	1	0	0	0	
Grand Total #		2	1	Male #	1	1	0	0	0	0	0	
Grand Total %			50.0	Male %	50.0	50.0	0.0	0.0	0.0	0.0	0.0	
				Female #	1	0	0	1	0	0	0	
				Female%	50.0	0.0	0.0	50.0	0.0	0.0	0.0	

Maricopa County Community College District

Rio Salado Community College

Snapshot Date: 09/30/2017

Workforce Analysis

Organizational Unit: In Person Teaching-Learning

Job Code	JobTitle	Total		Total								
		EMP	MIN	EMP	W	AA	H	A	NA	PI	2+	
4097	Dental Clinical Lab Assoc	9	0	Male	0	0	0	0	0	0	0	0
				Female	9	9	0	0	0	0	0	0
4204	Adjunct Faculty Day	5	0	Male	0	0	0	0	0	0	0	0
				Female	5	5	0	0	0	0	0	0
4205	Adjunct Faculty Evening	1	0	Male	0	0	0	0	0	0	0	0
				Female	1	1	0	0	0	0	0	0
940	Coord Instructional Programs	1	0	Male	0	0	0	0	0	0	0	0
				Female	1	1	0	0	0	0	0	0
9584	Instructional Facilitator	1	0	Male	0	0	0	0	0	0	0	0
				Female	1	1	0	0	0	0	0	0
9604	Early Childhood Education Coor	1	1	Male	0	0	0	0	0	0	0	0
				Female	1	0	0	0	0	0	1	0
Grand Total #		18	1	Male #	0	0	0	0	0	0	0	0
Grand Total %			5.6	Male %	0.0	0.0	0.0	0.0	0.0	0.0	0.0	0.0
				Female #	18	17	0	0	0	1	0	0
				Female%	100.0	94.4	0.0	0.0	0.0	5.6	0.0	0.0

Maricopa County Community College District

Rio Salado Community College

Snapshot Date: 09/30/2017

Workforce Analysis

Organizational Unit: Incarcerated Re-Ent Perryville

Job Code	JobTitle	Total		Total								
		EMP	MIN	EMP	W	AA	H	A	NA	PI	2+	
2785	Office Coord II	1	1	Male	0	0	0	0	0	0	0	0
				Female	1	0	0	0	1	0	0	0
9600	Coord Adult Basic Education	1	0	Male	1	1	0	0	0	0	0	0
				Female	0	0	0	0	0	0	0	0
9662	Adult Basic Educ Lead Teacher	2	0	Male	0	0	0	0	0	0	0	0
				Female	2	2	0	0	0	0	0	0
Grand Total #		4	1	Male #	1	1	0	0	0	0	0	0
Grand Total %			25.0	Male %	25.0	25.0	0.0	0.0	0.0	0.0	0.0	0.0
				Female #	3	2	0	0	1	0	0	0
				Female%	75.0	50.0	0.0	0.0	25.0	0.0	0.0	0.0

Maricopa County Community College District

Rio Salado Community College

Snapshot Date: 09/30/2017

Workforce Analysis

Organizational Unit: Incarcerated Re-Entry Lewis

Job Code	JobTitle	Total		Total								
		EMP	MIN	EMP	W	AA	H	A	NA	PI	2+	
9004	Site Coord	1	1	Male	1	0	0	1	0	0	0	0
				Female	0	0	0	0	0	0	0	
9629	Voc Trainer Incarcerated Prog	3	0	Male	2	2	0	0	0	0	0	
				Female	1	1	0	0	0	0	0	
9662	Adult Basic Educ Lead Teacher	1	1	Male	0	0	0	0	0	0	0	
				Female	1	0	0	0	0	1	0	
Grand Total #		5	2	Male #	3	2	0	1	0	0	0	
Grand Total %			40.0	Male %	60.0	40.0	0.0	20.0	0.0	0.0	0.0	
				Female #	2	1	0	0	0	1	0	
				Female%	40.0	20.0	0.0	0.0	0.0	20.0	0.0	

Maricopa County Community College District

Rio Salado Community College

Snapshot Date: 09/30/2017

Workforce Analysis

Organizational Unit: Incarcerated Reentry

Job Code	JobTitle	Total		Total								
		EMP	MIN	EMP	W	AA	H	A	NA	PI	2+	
2785	Office Coord II	2	2	Male	0	0	0	0	0	0	0	0
				Female	2	0	0	2	0	0	0	0
Grand Total #		2	2	Male #	0	0	0	0	0	0	0	0
Grand Total %			100.0	Male %	0.0	0.0	0.0	0.0	0.0	0.0	0.0	0.0
				Female #	2	0	0	2	0	0	0	0
				Female%	100.0	0.0	0.0	100.0	0.0	0.0	0.0	0.0

Maricopa County Community College District

Rio Salado Community College

Snapshot Date: 09/30/2017

Workforce Analysis

Organizational Unit: Information Services

Job Code	JobTitle	Total		Total								
		EMP	MIN	EMP	W	AA	H	A	NA	PI	2+	
1108	Systems Admin I	1	0	Male	1	1	0	0	0	0	0	0
				Female	0	0	0	0	0	0	0	0
1245	Sr Coord Strategic Systems	1	0	Male	1	1	0	0	0	0	0	0
				Female	0	0	0	0	0	0	0	0
2305	Admin Asst I	1	1	Male	0	0	0	0	0	0	0	0
				Female	1	0	0	1	0	0	0	0
2631	Enterprise Applic Designer	1	1	Male	1	0	0	0	1	0	0	0
				Female	0	0	0	0	0	0	0	0
470	Asst Dir Strategic Info Tech	1	0	Male	1	1	0	0	0	0	0	0
				Female	0	0	0	0	0	0	0	0
495	Dir College Tech	1	1	Male	1	0	1	0	0	0	0	0
				Female	0	0	0	0	0	0	0	0
Grand Total #		6	3	Male #	5	3	1	0	1	0	0	0
Grand Total %			50.0	Male %	83.3	50.0	16.7	0.0	16.7	0.0	0.0	0.0
				Female #	1	0	0	1	0	0	0	0
				Female%	16.7	0.0	0.0	16.7	0.0	0.0	0.0	0.0

Maricopa County Community College District

Rio Salado Community College

Snapshot Date: 09/30/2017

Workforce Analysis

Organizational Unit: Institutional Advancement

Job Code	JobTitle	Total		Total								
		EMP	MIN	EMP	W	AA	H	A	NA	PI	2+	
1283	Media Buyer	1	1	Male	0	0	0	0	0	0	0	0
				Female	1	0	0	1	0	0	0	0
1285	Mgr District College Media Rel	1	1	Male	0	0	0	0	0	0	0	0
				Female	1	0	0	1	0	0	0	0
811	Mgr Web Site	1	1	Male	1	0	0	1	0	0	0	0
				Female	0	0	0	0	0	0	0	0
Grand Total #		3	3	Male #	1	0	0	1	0	0	0	0
Grand Total %			100.0	Male %	33.3	0.0	0.0	33.3	0.0	0.0	0.0	0.0
				Female #	2	0	0	2	0	0	0	0
				Female%	66.7	0.0	0.0	66.7	0.0	0.0	0.0	0.0

Maricopa County Community College District

Rio Salado Community College

Snapshot Date: 09/30/2017

Workforce Analysis

Organizational Unit: Institutional Effectiveness

Job Code	JobTitle	Total		Total								
		EMP	MIN	EMP	W	AA	H	A	NA	PI	2+	
403	Dean	1	0	Male	0	0	0	0	0	0	0	0
				Female	1	1	0	0	0	0	0	0
Grand Total #		1	0	Male #	0	0	0	0	0	0	0	0
Grand Total %			0.0	Male %	0.0	0.0	0.0	0.0	0.0	0.0	0.0	0.0
				Female #	1	1	0	0	0	0	0	0
				Female%	100.0	100.0	0.0	0.0	0.0	0.0	0.0	0.0

Maricopa County Community College District

Rio Salado Community College

Snapshot Date: 09/30/2017

Workforce Analysis

Organizational Unit: Instruction

Job Code	JobTitle	Total		Total								
		EMP	MIN	EMP	W	AA	H	A	NA	PI	2+	
403	Dean	2	1	Male	2	1	0	1	0	0	0	0
				Female	0	0	0	0	0	0	0	
445	Assoc Dean	1	1	Male	0	0	0	0	0	0	0	
				Female	1	0	1	0	0	0	0	
6410	Business	1	0	Male	0	0	0	0	0	0	0	
				Female	1	1	0	0	0	0	0	
7090	Biology	1	0	Male	1	1	0	0	0	0	0	
				Female	0	0	0	0	0	0	0	
7130	Chemistry	1	0	Male	0	0	0	0	0	0	0	
				Female	1	1	0	0	0	0	0	
7131	Chemical Dependency	1	0	Male	1	1	0	0	0	0	0	
				Female	0	0	0	0	0	0	0	
7180	Communication	1	0	Male	0	0	0	0	0	0	0	
				Female	1	1	0	0	0	0	0	
7200	Counselor	1	0	Male	0	0	0	0	0	0	0	
				Female	1	1	0	0	0	0	0	
7271	CIS BPC	1	0	Male	0	0	0	0	0	0	0	
				Female	1	1	0	0	0	0	0	
7290	Education	1	0	Male	0	0	0	0	0	0	0	
				Female	1	1	0	0	0	0	0	
7480	Librarian	3	0	Male	0	0	0	0	0	0	0	
				Female	3	3	0	0	0	0	0	
7500	Mathematics	2	1	Male	2	1	0	0	0	1	0	
				Female	0	0	0	0	0	0	0	
8150	Reading	1	1	Male	0	0	0	0	0	0	0	
				Female	1	0	1	0	0	0	0	

Maricopa County Community College District

Rio Salado Community College

Snapshot Date: 09/30/2017

Workforce Analysis

Organizational Unit: Instruction

Job Code	JobTitle	Total		Total								
		EMP	MIN	EMP	W	AA	H	A	NA	PI	2+	
8200	Spanish	1	0	Male	0	0	0	0	0	0	0	0
				Female	1	1	0	0	0	0	0	0
8240	Tech General	1	0	Male	1	1	0	0	0	0	0	0
				Female	0	0	0	0	0	0	0	0
8332	Humanities	1	0	Male	0	0	0	0	0	0	0	0
				Female	1	1	0	0	0	0	0	0
8363	Religious Studies	1	1	Male	0	0	0	0	0	0	0	0
				Female	1	0	1	0	0	0	0	0
8462	Law Enforcement	1	1	Male	0	0	0	0	0	0	0	0
				Female	1	0	0	0	1	0	0	0
Grand Total #		22	6	Male #	7	5	0	1	0	1	0	0
Grand Total %			27.3	Male %	31.8	22.7	0.0	4.5	0.0	4.5	0.0	0.0
				Female #	15	11	3	0	1	0	0	0
				Female%	68.2	50.0	13.6	0.0	4.5	0.0	0.0	0.0

Maricopa County Community College District

Rio Salado Community College

Snapshot Date: 09/30/2017

Workforce Analysis

Organizational Unit: Instruction-Academic Affairs

Job Code	JobTitle	Total		Total								
		EMP	MIN	EMP	W	AA	H	A	NA	PI	2+	
149	Dir Community Partnership Prog	1	0	Male	1	1	0	0	0	0	0	0
				Female	0	0	0	0	0	0	0	0
2551	Curriculum Writer	1	0	Male	0	0	0	0	0	0	0	0
				Female	1	1	0	0	0	0	0	0
445	Assoc Dean	1	1	Male	1	0	0	0	0	1	0	0
				Female	0	0	0	0	0	0	0	0
834	Coord Grants	1	0	Male	0	0	0	0	0	0	0	0
				Female	1	1	0	0	0	0	0	0
856	Coord College Curriculum	1	1	Male	0	0	0	0	0	0	0	0
				Female	1	0	0	1	0	0	0	0
9866	Dir Workforce Comm Partners	1	0	Male	0	0	0	0	0	0	0	0
				Female	1	1	0	0	0	0	0	0
Grand Total #		6	2	Male #	2	1	0	0	0	1	0	0
Grand Total %			33.3	Male %	33.3	16.7	0.0	0.0	0.0	16.7	0.0	0.0
				Female #	4	3	0	1	0	0	0	0
				Female%	66.7	50.0	0.0	16.7	0.0	0.0	0.0	0.0

Maricopa County Community College District

Rio Salado Community College

Snapshot Date: 09/30/2017

Workforce Analysis

Organizational Unit: Instructional - Day Reg Sem

Job Code	JobTitle	Total		Total								
		EMP	MIN	EMP	W	AA	H	A	NA	PI	2+	
2305	Admin Asst I	1	1	Male	0	0	0	0	0	0	0	0
				Female	1	0	0	0	1	0	0	0
4205	Adjunct Faculty Evening	1	0	Male	0	0	0	0	0	0	0	0
				Female	1	1	0	0	0	0	0	0
940	Coord Instructional Programs	1	0	Male	0	0	0	0	0	0	0	0
				Female	1	1	0	0	0	0	0	0
Grand Total #		3	1	Male #	0	0	0	0	0	0	0	0
Grand Total %			33.3	Male %	0.0	0.0	0.0	0.0	0.0	0.0	0.0	0.0
				Female #	3	2	0	0	1	0	0	0
				Female%	100.0	66.7	0.0	0.0	33.3	0.0	0.0	0.0

Maricopa County Community College District

Rio Salado Community College

Snapshot Date: 09/30/2017

Workforce Analysis

Organizational Unit: Instructional Design

Job Code	JobTitle	Total		Total									
		EMP	MIN	EMP	W	AA	H	A	NA	PI	2+		
4205	Adjunct Faculty Evening	1	0	Male	0	0	0	0	0	0	0	0	0
				Female	1	1	0	0	0	0	0	0	0
530	Instructional Designer	2	0	Male	0	0	0	0	0	0	0	0	0
				Female	2	2	0	0	0	0	0	0	0
575	Instructional Tech	1	0	Male	1	1	0	0	0	0	0	0	0
				Female	0	0	0	0	0	0	0	0	0
Grand Total #		4	0	Male #	1	1	0	0	0	0	0	0	0
Grand Total %			0.0	Male %	25.0	25.0	0.0	0.0	0.0	0.0	0.0	0.0	0.0
				Female #	3	3	0	0	0	0	0	0	0
				Female%	75.0	75.0	0.0	0.0	0.0	0.0	0.0	0.0	0.0

Maricopa County Community College District

Rio Salado Community College

Snapshot Date: 09/30/2017

Workforce Analysis

Organizational Unit: Instructional Support

Job Code	JobTitle	Total		Total								
		EMP	MIN	EMP	W	AA	H	A	NA	PI	2+	
149	Dir Community Partnership Prog	2	0	Male	1	1	0	0	0	0	0	0
				Female	1	1	0	0	0	0	0	0
2933	Supv Library Access Svcs	1	1	Male	0	0	0	0	0	0	0	
				Female	1	0	1	0	0	0	0	
865	Mgr Career Svcs	1	1	Male	0	0	0	0	0	0	0	
				Female	1	0	1	0	0	0	0	
9584	Instructional Facilitator	1	1	Male	0	0	0	0	0	0	0	
				Female	1	0	1	0	0	0	0	
Grand Total #		5	3	Male #	1	1	0	0	0	0	0	
Grand Total %			60.0	Male %	20.0	20.0	0.0	0.0	0.0	0.0	0.0	
				Female #	4	1	3	0	0	0	0	
				Female%	80.0	20.0	60.0	0.0	0.0	0.0	0.0	

Maricopa County Community College District

Rio Salado Community College

Snapshot Date: 09/30/2017

Workforce Analysis

Organizational Unit: IT Help Desk

Job Code	JobTitle	Total		Total								
		EMP	MIN	EMP	W	AA	H	A	NA	PI	2+	
4075	Temp Level 2	1	1	Male	0	0	0	0	0	0	0	0
				Female	1	0	0	0	1	0	0	0
Grand Total #		1	1	Male #	0	0	0	0	0	0	0	0
Grand Total %			100.0	Male %	0.0	0.0	0.0	0.0	0.0	0.0	0.0	0.0
				Female #	1	0	0	0	1	0	0	0
				Female%	100.0	0.0	0.0	0.0	100.0	0.0	0.0	0.0

Maricopa County Community College District

Rio Salado Community College

Snapshot Date: 09/30/2017

Workforce Analysis

Organizational Unit: IT Operations Center

Job Code	JobTitle	Total		Total								
		EMP	MIN	EMP	W	AA	H	A	NA	PI	2+	
4075	Temp Level 2	1	0	Male	1	1	0	0	0	0	0	0
				Female	0	0	0	0	0	0	0	0
Grand Total #		1	0	Male #	1	1	0	0	0	0	0	
Grand Total %			0.0	Male %	100.0	100.0	0.0	0.0	0.0	0.0	0.0	
				Female #	0	0	0	0	0	0	0	
				Female%	0.0	0.0	0.0	0.0	0.0	0.0	0.0	

Maricopa County Community College District

Rio Salado Community College

Snapshot Date: 09/30/2017

Workforce Analysis

Organizational Unit: IT Tier 2 Services

Job Code	JobTitle	Total		Total								
		EMP	MIN	EMP	W	AA	H	A	NA	PI	2+	
4075	Temp Level 2	1	1	Male	0	0	0	0	0	0	0	0
				Female	1	0	0	1	0	0	0	0
Grand Total #		1	1	Male #	0	0	0	0	0	0	0	0
Grand Total %			100.0	Male %	0.0	0.0	0.0	0.0	0.0	0.0	0.0	0.0
				Female #	1	0	0	1	0	0	0	0
				Female%	100.0	0.0	0.0	100.0	0.0	0.0	0.0	0.0

Maricopa County Community College District

Rio Salado Community College

Snapshot Date: 09/30/2017

Workforce Analysis

Organizational Unit: IT Tier 3 Services

Job Code	JobTitle	Total		Total								
		EMP	MIN	EMP	W	AA	H	A	NA	PI	2+	
4075	Temp Level 2	2	1	Male	2	1	0	1	0	0	0	0
				Female	0	0	0	0	0	0	0	
Grand Total #		2	1	Male #	2	1	0	1	0	0	0	
Grand Total %			50.0	Male %	100.0	50.0	0.0	50.0	0.0	0.0	0.0	
				Female #	0	0	0	0	0	0	0	
				Female%	0.0	0.0	0.0	0.0	0.0	0.0	0.0	

Maricopa County Community College District

Rio Salado Community College

Snapshot Date: 09/30/2017

Workforce Analysis

Organizational Unit: ITS ERP Development

Job Code	JobTitle	Total		Total								
		EMP	MIN	EMP	W	AA	H	A	NA	PI	2+	
4075	Temp Level 2	1	0	Male	1	1	0	0	0	0	0	0
				Female	0	0	0	0	0	0	0	0
Grand Total #		1	0	Male #	1	1	0	0	0	0	0	
Grand Total %			0.0	Male %	100.0	100.0	0.0	0.0	0.0	0.0	0.0	
				Female #	0	0	0	0	0	0	0	
				Female%	0.0	0.0	0.0	0.0	0.0	0.0	0.0	

Maricopa County Community College District

Rio Salado Community College

Snapshot Date: 09/30/2017

Workforce Analysis

Organizational Unit: ITS ERP Production & Support

Job Code	JobTitle	Total		Total								
		EMP	MIN	EMP	W	AA	H	A	NA	PI	2+	
4075	Temp Level 2	1	1	Male	0	0	0	0	0	0	0	0
				Female	1	0	0	1	0	0	0	0
Grand Total #		1	1	Male #	0	0	0	0	0	0	0	0
Grand Total %			100.0	Male %	0.0	0.0	0.0	0.0	0.0	0.0	0.0	0.0
				Female #	1	0	0	1	0	0	0	0
				Female%	100.0	0.0	0.0	100.0	0.0	0.0	0.0	0.0

Maricopa County Community College District

Rio Salado Community College

Snapshot Date: 09/30/2017

Workforce Analysis

Organizational Unit: ITS Infrastructure

Job Code	JobTitle	Total		Total								
		EMP	MIN	EMP	W	AA	H	A	NA	PI	2+	
4075	Temp Level 2	1	1	Male	0	0	0	0	0	0	0	0
				Female	1	0	0	0	1	0	0	0
Grand Total #		1	1	Male #	0	0	0	0	0	0	0	0
Grand Total %			100.0	Male %	0.0	0.0	0.0	0.0	0.0	0.0	0.0	0.0
				Female #	1	0	0	0	1	0	0	0
				Female%	100.0	0.0	0.0	0.0	100.0	0.0	0.0	0.0

Maricopa County Community College District

Rio Salado Community College

Snapshot Date: 09/30/2017

Workforce Analysis

Organizational Unit: ITS Project Management Office

Job Code	JobTitle	Total		Total								
		EMP	MIN	EMP	W	AA	H	A	NA	PI	2+	
4075	Temp Level 2	2	1	Male	0	0	0	0	0	0	0	0
				Female	2	1	0	0	0	0	1	0
Grand Total #		2	1	Male #	0	0	0	0	0	0	0	0
Grand Total %			50.0	Male %	0.0	0.0	0.0	0.0	0.0	0.0	0.0	0.0
				Female #	2	1	0	0	0	1	0	0
				Female%	100.0	50.0	0.0	0.0	0.0	50.0	0.0	0.0

Maricopa County Community College District

Rio Salado Community College

Snapshot Date: 09/30/2017

Workforce Analysis

Organizational Unit: ITS-Communication and Govern

Job Code	JobTitle	Total		Total								
		EMP	MIN	EMP	W	AA	H	A	NA	PI	2+	
4075	Temp Level 2	1	1	Male	1	0	1	0	0	0	0	0
				Female	0	0	0	0	0	0	0	0
Grand Total #		1	1	Male #	1	0	1	0	0	0	0	0
Grand Total %			100.0	Male %	100.0	0.0	100.0	0.0	0.0	0.0	0.0	0.0
				Female #	0	0	0	0	0	0	0	0
				Female%	0.0	0.0	0.0	0.0	0.0	0.0	0.0	0.0

Maricopa County Community College District

Rio Salado Community College

Snapshot Date: 09/30/2017

Workforce Analysis

Organizational Unit: Judicial Affairs

Job Code	JobTitle	Total		Total								
		EMP	MIN	EMP	W	AA	H	A	NA	PI	2+	
1305	Admin Asst II	1	0	Male	1	1	0	0	0	0	0	0
				Female	0	0	0	0	0	0	0	0
2511	Admissions Reg Rec Svc Rep	1	0	Male	0	0	0	0	0	0	0	0
				Female	1	1	0	0	0	0	0	0
Grand Total #		2	0	Male #	1	1	0	0	0	0	0	0
Grand Total %			0.0	Male %	50.0	50.0	0.0	0.0	0.0	0.0	0.0	0.0
				Female #	1	1	0	0	0	0	0	0
				Female%	50.0	50.0	0.0	0.0	0.0	0.0	0.0	0.0

Maricopa County Community College District

Rio Salado Community College

Snapshot Date: 09/30/2017

Workforce Analysis

Organizational Unit: Judicial Affairs A&R

Job Code	JobTitle	Total		Total								
		EMP	MIN	EMP	W	AA	H	A	NA	PI	2+	
2511	Admissions Reg Rec Svc Rep	5	2	Male	2	2	0	0	0	0	0	0
				Female	3	1	0	1	0	1	0	0
Grand Total #		5	2	Male #	2	2	0	0	0	0	0	0
Grand Total %			40.0	Male %	40.0	40.0	0.0	0.0	0.0	0.0	0.0	0.0
				Female #	3	1	0	1	0	1	0	0
				Female%	60.0	20.0	0.0	20.0	0.0	20.0	0.0	0.0

Maricopa County Community College District

Rio Salado Community College

Snapshot Date: 09/30/2017

Workforce Analysis

Organizational Unit: Judicial Affairs Enrollment

Job Code	JobTitle	Total		Total								
		EMP	MIN	EMP	W	AA	H	A	NA	PI	2+	
1458	Coord Student Svcs	1	1	Male	0	0	0	0	0	0	0	0
				Female	1	0	0	1	0	0	0	0
2511	Admissions Reg Rec Svc Rep	1	1	Male	0	0	0	0	0	0	0	0
				Female	1	0	0	1	0	0	0	0
Grand Total #		2	2	Male #	0	0	0	0	0	0	0	0
Grand Total %			100.0	Male %	0.0	0.0	0.0	0.0	0.0	0.0	0.0	0.0
				Female #	2	0	0	2	0	0	0	0
				Female%	100.0	0.0	0.0	100.0	0.0	0.0	0.0	0.0

Maricopa County Community College District

Rio Salado Community College

Snapshot Date: 09/30/2017

Workforce Analysis

Organizational Unit: KBAQ

Job Code	JobTitle	Total		Total								
		EMP	MIN	EMP	W	AA	H	A	NA	PI	2+	
2980	Radio Announcer	3	0	Male	2	2	0	0	0	0	0	0
				Female	1	1	0	0	0	0	0	0
Grand Total #		3	0	Male #	2	2	0	0	0	0	0	
Grand Total %			0.0	Male %	66.7	66.7	0.0	0.0	0.0	0.0	0.0	
				Female #	1	1	0	0	0	0	0	
				Female%	33.3	33.3	0.0	0.0	0.0	0.0	0.0	

Maricopa County Community College District

Rio Salado Community College

Snapshot Date: 09/30/2017

Workforce Analysis

Organizational Unit: KJZZ Content

Job Code	JobTitle	Total		Total								
		EMP	MIN	EMP	W	AA	H	A	NA	PI	2+	
1153	Broadcast Producer Mgr	4	0	Male	3	3	0	0	0	0	0	0
				Female	1	1	0	0	0	0	0	0
181	Sr Producer	3	0	Male	1	1	0	0	0	0	0	0
				Female	2	2	0	0	0	0	0	0
775	Chief Engineer KJZZ KBAQ SS	1	0	Male	1	1	0	0	0	0	0	0
				Female	0	0	0	0	0	0	0	0
9725	Reporter Host	4	1	Male	1	1	0	0	0	0	0	0
				Female	3	2	1	0	0	0	0	0
Grand Total #		12	1	Male #	6	6	0	0	0	0	0	0
Grand Total %			8.3	Male %	50.0	50.0	0.0	0.0	0.0	0.0	0.0	0.0
				Female #	6	5	1	0	0	0	0	0
				Female%	50.0	41.7	8.3	0.0	0.0	0.0	0.0	0.0

Maricopa County Community College District

Rio Salado Community College

Snapshot Date: 09/30/2017

Workforce Analysis

Organizational Unit: KJZZ Fronteras

Job Code	JobTitle	Total		Total								
		EMP	MIN	EMP	W	AA	H	A	NA	PI	2+	
9194	Sr Field Correspondent	3	1	Male	2	1	0	1	0	0	0	0
				Female	1	1	0	0	0	0	0	
Grand Total #		3	1	Male #	2	1	0	1	0	0	0	0
Grand Total %			33.3	Male %	66.7	33.3	0.0	33.3	0.0	0.0	0.0	0.0
				Female #	1	1	0	0	0	0	0	0
				Female%	33.3	33.3	0.0	0.0	0.0	0.0	0.0	0.0

Maricopa County Community College District

Rio Salado Community College

Snapshot Date: 09/30/2017

Workforce Analysis

Organizational Unit: KJZZ News

Job Code	JobTitle	Total		Total								
		EMP	MIN	EMP	W	AA	H	A	NA	PI	2+	
9194	Sr Field Correspondent	8	1	Male	4	4	0	0	0	0	0	0
				Female	4	3	0	1	0	0	0	0
Grand Total #		8	1	Male #	4	4	0	0	0	0	0	0
Grand Total %			12.5	Male %	50.0	50.0	0.0	0.0	0.0	0.0	0.0	0.0
				Female #	4	3	0	1	0	0	0	0
				Female%	50.0	37.5	0.0	12.5	0.0	0.0	0.0	0.0

Maricopa County Community College District

Rio Salado Community College

Snapshot Date: 09/30/2017

Workforce Analysis

Organizational Unit: KJZZ News Management

Job Code	JobTitle	Total		Total								
		EMP	MIN	EMP	W	AA	H	A	NA	PI	2+	
9405	Sr Editor Broadcast News	1	1	Male	1	0	0	1	0	0	0	0
				Female	0	0	0	0	0	0	0	
Grand Total #		1	1	Male #	1	0	0	1	0	0	0	0
Grand Total %			100.0	Male %	100.0	0.0	0.0	100.0	0.0	0.0	0.0	0.0
				Female #	0	0	0	0	0	0	0	0
				Female%	0.0	0.0	0.0	0.0	0.0	0.0	0.0	0.0

Maricopa County Community College District

Rio Salado Community College

Snapshot Date: 09/30/2017

Workforce Analysis

Organizational Unit: KJZZ News Operations

Job Code	JobTitle	Total		Total								
		EMP	MIN	EMP	W	AA	H	A	NA	PI	2+	
9029	Managing Editor Broadcast News	2	0	Male	1	1	0	0	0	0	0	0
				Female	1	1	0	0	0	0	0	0
9036	Digital Media Editor	2	1	Male	0	0	0	0	0	0	0	0
				Female	2	1	0	0	1	0	0	0
Grand Total #		4	1	Male #	1	1	0	0	0	0	0	
Grand Total %			25.0	Male %	25.0	25.0	0.0	0.0	0.0	0.0	0.0	
				Female #	3	2	0	0	1	0	0	
				Female%	75.0	50.0	0.0	0.0	25.0	0.0	0.0	

Maricopa County Community College District

Rio Salado Community College

Snapshot Date: 09/30/2017

Workforce Analysis

Organizational Unit: KJZZ/KBAQ Computer Support

Job Code	JobTitle	Total		Total								
		EMP	MIN	EMP	W	AA	H	A	NA	PI	2+	
2540	Computer Operator II	1	0	Male	1	1	0	0	0	0	0	0
				Female	0	0	0	0	0	0	0	0
2633	Enterprise Systems Admin	1	0	Male	1	1	0	0	0	0	0	0
				Female	0	0	0	0	0	0	0	0
560	Mgr Computer Operations	1	1	Male	1	0	1	0	0	0	0	0
				Female	0	0	0	0	0	0	0	0
Grand Total #		3	1	Male #	3	2	1	0	0	0	0	0
Grand Total %			33.3	Male %	100.0	66.7	33.3	0.0	0.0	0.0	0.0	0.0
				Female #	0	0	0	0	0	0	0	0
				Female%	0.0	0.0	0.0	0.0	0.0	0.0	0.0	0.0

Maricopa County Community College District

Rio Salado Community College

Snapshot Date: 09/30/2017

Workforce Analysis

Organizational Unit: Language Arts

Job Code	JobTitle	Total		Total								
		EMP	MIN	EMP	W	AA	H	A	NA	PI	2+	
4086	Non Credit	1	1	Male	0	0	0	0	0	0	0	0
				Female	1	0	1	0	0	0	0	0
Grand Total #		1	1	Male #	0	0	0	0	0	0	0	0
Grand Total %			100.0	Male %	0.0	0.0	0.0	0.0	0.0	0.0	0.0	0.0
				Female #	1	0	1	0	0	0	0	0
				Female%	100.0	0.0	100.0	0.0	0.0	0.0	0.0	0.0

Maricopa County Community College District

Rio Salado Community College

Snapshot Date: 09/30/2017

Workforce Analysis

Organizational Unit: Learning Enhancement Center

Job Code	JobTitle	Total		Total								
		EMP	MIN	EMP	W	AA	H	A	NA	PI	2+	
4075	Temp Level 2	1	0	Male	1	1	0	0	0	0	0	0
				Female	0	0	0	0	0	0	0	0
Grand Total #		1	0	Male #	1	1	0	0	0	0	0	
Grand Total %			0.0	Male %	100.0	100.0	0.0	0.0	0.0	0.0	0.0	
				Female #	0	0	0	0	0	0	0	
				Female%	0.0	0.0	0.0	0.0	0.0	0.0	0.0	

Maricopa County Community College District

Rio Salado Community College

Snapshot Date: 09/30/2017

Workforce Analysis

Organizational Unit: Learning Support Center

Job Code	JobTitle	Total		Total								
		EMP	MIN	EMP	W	AA	H	A	NA	PI	2+	
4075	Temp Level 2	1	1	Male	0	0	0	0	0	0	0	0
				Female	1	0	1	0	0	0	0	0
Grand Total #		1	1	Male #	0	0	0	0	0	0	0	0
Grand Total %			100.0	Male %	0.0	0.0	0.0	0.0	0.0	0.0	0.0	0.0
				Female #	1	0	1	0	0	0	0	0
				Female%	100.0	0.0	100.0	0.0	0.0	0.0	0.0	0.0

Maricopa County Community College District

Rio Salado Community College

Snapshot Date: 09/30/2017

Workforce Analysis

Organizational Unit: Legal Services

Job Code	JobTitle	Total		Total								
		EMP	MIN	EMP	W	AA	H	A	NA	PI	2+	
4075	Temp Level 2	1	1	Male	1	0	0	1	0	0	0	0
				Female	0	0	0	0	0	0	0	
Grand Total #		1	1	Male #	1	0	0	1	0	0	0	0
Grand Total %			100.0	Male %	100.0	0.0	0.0	100.0	0.0	0.0	0.0	0.0
				Female #	0	0	0	0	0	0	0	0
				Female%	0.0	0.0	0.0	0.0	0.0	0.0	0.0	0.0

Maricopa County Community College District

Rio Salado Community College

Snapshot Date: 09/30/2017

Workforce Analysis

Organizational Unit: Legal Studies

Job Code	JobTitle	Total		Total								
		EMP	MIN	EMP	W	AA	H	A	NA	PI	2+	
4075	Temp Level 2	2	1	Male	0	0	0	0	0	0	0	0
				Female	2	1	0	1	0	0	0	0
Grand Total #		2	1	Male #	0	0	0	0	0	0	0	
Grand Total %			50.0	Male %	0.0	0.0	0.0	0.0	0.0	0.0	0.0	
				Female #	2	1	0	1	0	0	0	
				Female%	100.0	50.0	0.0	50.0	0.0	0.0	0.0	

Maricopa County Community College District

Rio Salado Community College

Snapshot Date: 09/30/2017

Workforce Analysis

Organizational Unit: Library

Job Code	JobTitle	Total		Total								
		EMP	MIN	EMP	W	AA	H	A	NA	PI	2+	
2770	Library Asst II	2	0	Male	1	1	0	0	0	0	0	0
				Female	1	1	0	0	0	0	0	0
4075	Temp Level 2	2	2	Male	1	0	0	1	0	0	0	0
				Female	1	0	0	1	0	0	0	0
Grand Total #		4	2	Male #	2	1	0	1	0	0	0	0
Grand Total %			50.0	Male %	50.0	25.0	0.0	25.0	0.0	0.0	0.0	0.0
				Female #	2	1	0	1	0	0	0	0
				Female%	50.0	25.0	0.0	25.0	0.0	0.0	0.0	0.0

Maricopa County Community College District

Rio Salado Community College

Snapshot Date: 09/30/2017

Workforce Analysis

Organizational Unit: Library Public Services

Job Code	JobTitle	Total		Total								
		EMP	MIN	EMP	W	AA	H	A	NA	PI	2+	
4075	Temp Level 2	3	3	Male	2	0	1	1	0	0	0	0
				Female	1	0	0	1	0	0	0	0
Grand Total #		3	3	Male #	2	0	1	1	0	0	0	0
Grand Total %			100.0	Male %	66.7	0.0	33.3	33.3	0.0	0.0	0.0	0.0
				Female #	1	0	0	1	0	0	0	0
				Female%	33.3	0.0	0.0	33.3	0.0	0.0	0.0	0.0

Maricopa County Community College District

Rio Salado Community College

Snapshot Date: 09/30/2017

Workforce Analysis

Organizational Unit: Library Technical Services

Job Code	JobTitle	Total		Total								
		EMP	MIN	EMP	W	AA	H	A	NA	PI	2+	
4075	Temp Level 2	2	0	Male	0	0	0	0	0	0	0	0
				Female	2	2	0	0	0	0	0	0
Grand Total #		2	0	Male #	0	0	0	0	0	0	0	
Grand Total %			0.0	Male %	0.0	0.0	0.0	0.0	0.0	0.0	0.0	
				Female #	2	2	0	0	0	0	0	
				Female%	100.0	100.0	0.0	0.0	0.0	0.0	0.0	

Maricopa County Community College District

Rio Salado Community College

Snapshot Date: 09/30/2017

Workforce Analysis

Organizational Unit: Lifelong Learning Center

Job Code	JobTitle	Total		Total								
		EMP	MIN	EMP	W	AA	H	A	NA	PI	2+	
9671	Office Coord II	2	2	Male	0	0	0	0	0	0	0	0
				Female	2	0	1	1	0	0	0	0
Grand Total #		2	2	Male #	0	0	0	0	0	0	0	0
Grand Total %			100.0	Male %	0.0	0.0	0.0	0.0	0.0	0.0	0.0	0.0
				Female #	2	0	1	1	0	0	0	0
				Female%	100.0	0.0	50.0	50.0	0.0	0.0	0.0	0.0

Maricopa County Community College District

Rio Salado Community College

Snapshot Date: 09/30/2017

Workforce Analysis

Organizational Unit: Maintenance

Job Code	JobTitle	Total		Total								
		EMP	MIN	EMP	W	AA	H	A	NA	PI	2+	
4075	Temp Level 2	1	1	Male	1	0	0	1	0	0	0	0
				Female	0	0	0	0	0	0	0	0
		Grand Total #	1	1	Male #	1	0	0	1	0	0	0
		Grand Total %		100.0	Male %	100.0	0.0	0.0	100.0	0.0	0.0	0.0
					Female #	0	0	0	0	0	0	0
					Female%	0.0	0.0	0.0	0.0	0.0	0.0	0.0

Maricopa County Community College District

Rio Salado Community College

Snapshot Date: 09/30/2017

Workforce Analysis

Organizational Unit: Maintenance & Operations

Job Code	JobTitle	Total		Total								
		EMP	MIN	EMP	W	AA	H	A	NA	PI	2+	
4075	Temp Level 2	1	1	Male	0	0	0	0	0	0	0	0
				Female	1	0	0	1	0	0	0	0
Grand Total #		1	1	Male #	0	0	0	0	0	0	0	0
Grand Total %			100.0	Male %	0.0	0.0	0.0	0.0	0.0	0.0	0.0	0.0
				Female #	1	0	0	1	0	0	0	0
				Female%	100.0	0.0	0.0	100.0	0.0	0.0	0.0	0.0

Maricopa County Community College District

Rio Salado Community College

Snapshot Date: 09/30/2017

Workforce Analysis

Organizational Unit: Marketing & Communication

Job Code	JobTitle	Total		Total								
		EMP	MIN	EMP	W	AA	H	A	NA	PI	2+	
4075	Temp Level 2	4	2	Male	2	1	1	0	0	0	0	0
				Female	2	1	0	1	0	0	0	0
Grand Total #		4	2	Male #	2	1	1	0	0	0	0	0
Grand Total %			50.0	Male %	50.0	25.0	25.0	0.0	0.0	0.0	0.0	0.0
				Female #	2	1	0	1	0	0	0	0
				Female%	50.0	25.0	0.0	25.0	0.0	0.0	0.0	0.0

Maricopa County Community College District

Rio Salado Community College

Snapshot Date: 09/30/2017

Workforce Analysis

Organizational Unit: Marketing & Operations

Job Code	JobTitle	Total		Total								
		EMP	MIN	EMP	W	AA	H	A	NA	PI	2+	
4075	Temp Level 2	5	2	Male	4	2	0	1	0	1	0	0
				Female	1	1	0	0	0	0	0	0
Grand Total #		5	2	Male #	4	2	0	1	0	1	0	0
Grand Total %			40.0	Male %	80.0	40.0	0.0	20.0	0.0	20.0	0.0	0.0
				Female #	1	1	0	0	0	0	0	0
				Female%	20.0	20.0	0.0	0.0	0.0	0.0	0.0	0.0

Maricopa County Community College District

Rio Salado Community College

Snapshot Date: 09/30/2017

Workforce Analysis

Organizational Unit: Marketing & Public Relations

Job Code	JobTitle	Total		Total								
		EMP	MIN	EMP	W	AA	H	A	NA	PI	2+	
4075	Temp Level 2	2	1	Male	1	1	0	0	0	0	0	0
				Female	1	0	0	1	0	0	0	0
Grand Total #		2	1	Male #	1	1	0	0	0	0	0	0
Grand Total %			50.0	Male %	50.0	50.0	0.0	0.0	0.0	0.0	0.0	0.0
				Female #	1	0	0	1	0	0	0	0
				Female%	50.0	0.0	0.0	50.0	0.0	0.0	0.0	0.0

Maricopa County Community College District

Rio Salado Community College

Snapshot Date: 09/30/2017

Workforce Analysis

Organizational Unit: Marketing, Comm & Creative Svc

Job Code	JobTitle	Total		Total								
		EMP	MIN	EMP	W	AA	H	A	NA	PI	2+	
4075	Temp Level 2	2	1	Male	0	0	0	0	0	0	0	0
				Female	2	1	0	1	0	0	0	0
Grand Total #		2	1	Male #	0	0	0	0	0	0	0	0
Grand Total %			50.0	Male %	0.0	0.0	0.0	0.0	0.0	0.0	0.0	0.0
				Female #	2	1	0	1	0	0	0	0
				Female%	100.0	50.0	0.0	50.0	0.0	0.0	0.0	0.0

Maricopa County Community College District

Rio Salado Community College

Snapshot Date: 09/30/2017

Workforce Analysis

Organizational Unit: Marketing, PR & Sales

Job Code	JobTitle	Total		Total								
		EMP	MIN	EMP	W	AA	H	A	NA	PI	2+	
4075	Temp Level 2	2	1	Male	1	0	1	0	0	0	0	0
				Female	1	1	0	0	0	0	0	0
Grand Total #		2	1	Male #	1	0	1	0	0	0	0	
Grand Total %			50.0	Male %	50.0	0.0	50.0	0.0	0.0	0.0	0.0	
				Female #	1	1	0	0	0	0	0	
				Female%	50.0	50.0	0.0	0.0	0.0	0.0	0.0	

Maricopa County Community College District

Rio Salado Community College

Snapshot Date: 09/30/2017

Workforce Analysis

Organizational Unit: Marketing-Creative

Job Code	JobTitle	Total		Total								
		EMP	MIN	EMP	W	AA	H	A	NA	PI	2+	
4075	Temp Level 2	2	0	Male	1	1	0	0	0	0	0	0
				Female	1	1	0	0	0	0	0	0
Grand Total #		2	0	Male #	1	1	0	0	0	0	0	
Grand Total %			0.0	Male %	50.0	50.0	0.0	0.0	0.0	0.0	0.0	
				Female #	1	1	0	0	0	0	0	
				Female%	50.0	50.0	0.0	0.0	0.0	0.0	0.0	

Maricopa County Community College District

Rio Salado Community College

Snapshot Date: 09/30/2017

Workforce Analysis

Organizational Unit: Mathematics

Job Code	JobTitle	Total		Total								
		EMP	MIN	EMP	W	AA	H	A	NA	PI	2+	
4205	Adjunct Faculty Evening	1	0	Male	1	1	0	0	0	0	0	0
				Female	0	0	0	0	0	0	0	0
Grand Total #		1	0	Male #	1	1	0	0	0	0	0	0
Grand Total %			0.0	Male %	100.0	100.0	0.0	0.0	0.0	0.0	0.0	0.0
				Female #	0	0	0	0	0	0	0	0
				Female%	0.0	0.0	0.0	0.0	0.0	0.0	0.0	0.0

Maricopa County Community College District

Rio Salado Community College

Snapshot Date: 09/30/2017

Workforce Analysis

Organizational Unit: Media Services

Job Code	JobTitle	Total		Total								
		EMP	MIN	EMP	W	AA	H	A	NA	PI	2+	
2576	Graphic Designer II	3	0	Male	1	1	0	0	0	0	0	0
				Female	2	2	0	0	0	0	0	0
Grand Total #		3	0	Male #	1	1	0	0	0	0	0	0
Grand Total %			0.0	Male %	33.3	33.3	0.0	0.0	0.0	0.0	0.0	0.0
				Female #	2	2	0	0	0	0	0	0
				Female%	66.7	66.7	0.0	0.0	0.0	0.0	0.0	0.0

Maricopa County Community College District

Rio Salado Community College

Snapshot Date: 09/30/2017

Workforce Analysis

Organizational Unit: Motion Picture-Television

Job Code	JobTitle	Total		Total								
		EMP	MIN	EMP	W	AA	H	A	NA	PI	2+	
1076	Production Coord	1	0	Male	1	1	0	0	0	0	0	0
				Female	0	0	0	0	0	0	0	0
Grand Total #		1	0	Male #	1	1	0	0	0	0	0	0
Grand Total %			0.0	Male %	100.0	100.0	0.0	0.0	0.0	0.0	0.0	0.0
				Female #	0	0	0	0	0	0	0	0
				Female%	0.0	0.0	0.0	0.0	0.0	0.0	0.0	0.0

Maricopa County Community College District

Rio Salado Community College

Snapshot Date: 09/30/2017

Workforce Analysis

Organizational Unit: Mth, Sci, Engin, & Counseling

Job Code	JobTitle	Total		Total								
		EMP	MIN	EMP	W	AA	H	A	NA	PI	2+	
4036	Student Lrning Facilitator I	1	1	Male	0	0	0	0	0	0	0	0
				Female	1	0	0	1	0	0	0	0
4205	Adjunct Faculty Evening	1	0	Male	1	1	0	0	0	0	0	0
				Female	0	0	0	0	0	0	0	0
Grand Total #		2	1	Male #	1	1	0	0	0	0	0	0
Grand Total %			50.0	Male %	50.0	50.0	0.0	0.0	0.0	0.0	0.0	0.0
				Female #	1	0	0	1	0	0	0	0
				Female%	50.0	0.0	0.0	50.0	0.0	0.0	0.0	0.0

Maricopa County Community College District

Rio Salado Community College

Snapshot Date: 09/30/2017

Workforce Analysis

Organizational Unit: My Career, Library & CTL

Job Code	JobTitle	Total		Total									
		EMP	MIN	EMP	W	AA	H	A	NA	PI	2+		
1010	Project Coord	1	0	Male	1	1	0	0	0	0	0	0	0
				Female	0	0	0	0	0	0	0	0	0
		Grand Total #	1	Male #	1	1	0	0	0	0	0	0	0
		Grand Total %		Male %	100.0	100.0	0.0	0.0	0.0	0.0	0.0	0.0	0.0
				Female #	0	0	0	0	0	0	0	0	0
				Female%	0.0	0.0	0.0	0.0	0.0	0.0	0.0	0.0	0.0

Maricopa County Community College District

Rio Salado Community College

Snapshot Date: 09/30/2017

Workforce Analysis

Organizational Unit: Network Programming

Job Code	JobTitle	Total		Total									
		EMP	MIN	EMP	W	AA	H	A	NA	PI	2+		
1103	Network Admin	2	0	Male	2	2	0	0	0	0	0	0	0
				Female	0	0	0	0	0	0	0	0	0
1117	Sr Network Tech	1	0	Male	1	1	0	0	0	0	0	0	0
				Female	0	0	0	0	0	0	0	0	0
2633	Enterprise Systems Admin	2	1	Male	2	1	0	1	0	0	0	0	0
				Female	0	0	0	0	0	0	0	0	0
Grand Total #		5	1	Male #	5	4	0	1	0	0	0	0	
Grand Total %			20.0	Male %	100.0	80.0	0.0	20.0	0.0	0.0	0.0	0.0	
				Female #	0	0	0	0	0	0	0	0	
				Female%	0.0	0.0	0.0	0.0	0.0	0.0	0.0	0.0	

Maricopa County Community College District

Rio Salado Community College

Snapshot Date: 09/30/2017

Workforce Analysis

Organizational Unit: Northern Operations

Job Code	JobTitle	Total		Total								
		EMP	MIN	EMP	W	AA	H	A	NA	PI	2+	
2785	Office Coord II	1	1	Male	0	0	0	0	0	0	0	0
				Female	1	0	0	1	0	0	0	0
Grand Total #		1	1	Male #	0	0	0	0	0	0	0	0
Grand Total %			100.0	Male %	0.0	0.0	0.0	0.0	0.0	0.0	0.0	0.0
				Female #	1	0	0	1	0	0	0	0
				Female%	100.0	0.0	0.0	100.0	0.0	0.0	0.0	0.0

Maricopa County Community College District

Rio Salado Community College

Snapshot Date: 09/30/2017

Workforce Analysis

Organizational Unit: Office of the Chancellor

Job Code	JobTitle	Total		Total								
		EMP	MIN	EMP	W	AA	H	A	NA	PI	2+	
50	College President	1	1	Male	1	0	0	1	0	0	0	0
				Female	0	0	0	0	0	0	0	
Grand Total #		1	1	Male #	1	0	0	1	0	0	0	0
Grand Total %			100.0	Male %	100.0	0.0	0.0	100.0	0.0	0.0	0.0	0.0
				Female #	0	0	0	0	0	0	0	0
				Female%	0.0	0.0	0.0	0.0	0.0	0.0	0.0	0.0

Maricopa County Community College District

Rio Salado Community College

Snapshot Date: 09/30/2017

Workforce Analysis

Organizational Unit: Office of the President RSCC

Job Code	JobTitle	Total		Total								
		EMP	MIN	EMP	W	AA	H	A	NA	PI	2+	
100	VP Academic Affairs	1	0	Male	0	0	0	0	0	0	0	0
				Female	1	1	0	0	0	0	0	0
130	VP Admin Svcs	1	0	Male	1	1	0	0	0	0	0	0
				Female	0	0	0	0	0	0	0	0
140	VP Occupational Education	1	0	Male	1	1	0	0	0	0	0	0
				Female	0	0	0	0	0	0	0	0
145	VP Student Affairs	1	1	Male	1	0	1	0	0	0	0	0
				Female	0	0	0	0	0	0	0	0
2306	Admin Asst to College Pres	1	0	Male	0	0	0	0	0	0	0	0
				Female	1	1	0	0	0	0	0	0
9601	VP Public Svcs	1	0	Male	1	1	0	0	0	0	0	0
				Female	0	0	0	0	0	0	0	0
99	VP Information Tech	1	0	Male	1	1	0	0	0	0	0	0
				Female	0	0	0	0	0	0	0	0
Grand Total #		7	1	Male #	5	4	1	0	0	0	0	0
Grand Total %			14.3	Male %	71.4	57.1	14.3	0.0	0.0	0.0	0.0	0.0
				Female #	2	2	0	0	0	0	0	0
				Female%	28.6	28.6	0.0	0.0	0.0	0.0	0.0	0.0

Maricopa County Community College District

Rio Salado Community College

Snapshot Date: 09/30/2017

Workforce Analysis

Organizational Unit: Operations Support

Job Code	JobTitle	Total		Total								
		EMP	MIN	EMP	W	AA	H	A	NA	PI	2+	
4895	Custodian I	3	3	Male	2	0	0	2	0	0	0	0
				Female	1	0	0	1	0	0	0	0
Grand Total #		3	3	Male #	2	0	0	2	0	0	0	0
Grand Total %			100.0	Male %	66.7	0.0	0.0	66.7	0.0	0.0	0.0	0.0
				Female #	1	0	0	1	0	0	0	0
				Female%	33.3	0.0	0.0	33.3	0.0	0.0	0.0	0.0

Maricopa County Community College District

Rio Salado Community College

Snapshot Date: 09/30/2017

Workforce Analysis

Organizational Unit: Partnerships

Job Code	JobTitle	Total		Total								
		EMP	MIN	EMP	W	AA	H	A	NA	PI	2+	
149	Dir Community Partnership Prog	2	0	Male	0	0	0	0	0	0	0	0
				Female	2	2	0	0	0	0	0	0
Grand Total #		2	0	Male #	0	0	0	0	0	0	0	0
Grand Total %			0.0	Male %	0.0	0.0	0.0	0.0	0.0	0.0	0.0	0.0
				Female #	2	2	0	0	0	0	0	0
				Female%	100.0	100.0	0.0	0.0	0.0	0.0	0.0	0.0

Maricopa County Community College District

Rio Salado Community College

Snapshot Date: 09/30/2017

Workforce Analysis

Organizational Unit: Project Development

Job Code	JobTitle	Total		Total								
		EMP	MIN	EMP	W	AA	H	A	NA	PI	2+	
1010	Project Coord	2	0	Male	1	1	0	0	0	0	0	0
				Female	1	1	0	0	0	0	0	0
1121	Systems Application Analyst	2	0	Male	1	1	0	0	0	0	0	0
				Female	1	1	0	0	0	0	0	0
Grand Total #		4	0	Male #	2	2	0	0	0	0	0	
Grand Total %			0.0	Male %	50.0	50.0	0.0	0.0	0.0	0.0	0.0	
				Female #	2	2	0	0	0	0	0	
				Female%	50.0	50.0	0.0	0.0	0.0	0.0	0.0	

Maricopa County Community College District

Rio Salado Community College

Snapshot Date: 09/30/2017

Workforce Analysis

Organizational Unit: Public Service

Job Code	JobTitle	Total		Total								
		EMP	MIN	EMP	W	AA	H	A	NA	PI	2+	
2602	Dir Information Tech	1	0	Male	1	1	0	0	0	0	0	0
				Female	0	0	0	0	0	0	0	0
425	General Mgr KJZZ KBAQ SS	1	0	Male	0	0	0	0	0	0	0	0
				Female	1	1	0	0	0	0	0	0
455	Exec Asst	1	0	Male	1	1	0	0	0	0	0	0
				Female	0	0	0	0	0	0	0	0
8153	Assoc General Mgr	3	0	Male	3	3	0	0	0	0	0	0
				Female	0	0	0	0	0	0	0	0
831	Dir Grants Corp Develop	1	0	Male	1	1	0	0	0	0	0	0
				Female	0	0	0	0	0	0	0	0
Grand Total #		7	0	Male #	6	6	0	0	0	0	0	0
Grand Total %			0.0	Male %	85.7	85.7	0.0	0.0	0.0	0.0	0.0	0.0
				Female #	1	1	0	0	0	0	0	0
				Female%	14.3	14.3	0.0	0.0	0.0	0.0	0.0	0.0

Maricopa County Community College District

Rio Salado Community College

Snapshot Date: 09/30/2017

Workforce Analysis

Organizational Unit: Public Service Admin Support

Job Code	JobTitle	Total		Total								
		EMP	MIN	EMP	W	AA	H	A	NA	PI	2+	
9879	Membership Svcs Coord KJZZ	1	1	Male	0	0	0	0	0	0	0	0
				Female	1	0	1	0	0	0	0	0
Grand Total #		1	1	Male #	0	0	0	0	0	0	0	0
Grand Total %			100.0	Male %	0.0	0.0	0.0	0.0	0.0	0.0	0.0	0.0
				Female #	1	0	1	0	0	0	0	0
				Female%	100.0	0.0	100.0	0.0	0.0	0.0	0.0	0.0

Maricopa County Community College District

Rio Salado Community College

Snapshot Date: 09/30/2017

Workforce Analysis

Organizational Unit: Public Service Development

Job Code	JobTitle	Total		Total								
		EMP	MIN	EMP	W	AA	H	A	NA	PI	2+	
1097	Coord Internal Communications	1	1	Male	1	0	0	1	0	0	0	0
				Female	0	0	0	0	0	0	0	
1138	Coord Special Events	1	0	Male	1	1	0	0	0	0	0	0
				Female	0	0	0	0	0	0	0	0
167	Dist Coord Donor Alumni Affair	1	1	Male	1	0	1	0	0	0	0	0
				Female	0	0	0	0	0	0	0	0
803	Grants Development Spec	1	0	Male	1	1	0	0	0	0	0	0
				Female	0	0	0	0	0	0	0	0
9036	Digital Media Editor	2	0	Male	2	2	0	0	0	0	0	0
				Female	0	0	0	0	0	0	0	0
9120	Membership Mgr	2	0	Male	0	0	0	0	0	0	0	0
				Female	2	2	0	0	0	0	0	0
9967	Major Gifts Officer	1	0	Male	1	1	0	0	0	0	0	0
				Female	0	0	0	0	0	0	0	0
Grand Total #		9	2	Male #	7	5	1	1	0	0	0	0
Grand Total %			22.2	Male %	77.8	55.6	11.1	11.1	0.0	0.0	0.0	0.0
				Female #	2	2	0	0	0	0	0	0
				Female%	22.2	22.2	0.0	0.0	0.0	0.0	0.0	0.0

Maricopa County Community College District

Rio Salado Community College

Snapshot Date: 09/30/2017

Workforce Analysis

Organizational Unit: Research

Job Code	JobTitle	Total		Total									
		EMP	MIN	EMP	W	AA	H	A	NA	PI	2+		
2627	Enterprise Data Modeler	1	0	Male	1	1	0	0	0	0	0	0	0
				Female	0	0	0	0	0	0	0	0	0
2805	Research Asst	1	1	Male	0	0	0	0	0	0	0	0	0
				Female	1	0	1	0	0	0	0	0	0
895	Coord Institutional Effectiven	2	1	Male	2	1	0	1	0	0	0	0	0
				Female	0	0	0	0	0	0	0	0	0
Grand Total #		4	2	Male #	3	2	0	1	0	0	0	0	
Grand Total %			50.0	Male %	75.0	50.0	0.0	25.0	0.0	0.0	0.0	0.0	
				Female #	1	0	1	0	0	0	0	0	
				Female%	25.0	0.0	25.0	0.0	0.0	0.0	0.0	0.0	

Maricopa County Community College District

Rio Salado Community College

Snapshot Date: 09/30/2017

Workforce Analysis

Organizational Unit: SA Enrollment Services

Job Code	JobTitle	Total		Total								
		EMP	MIN	EMP	W	AA	H	A	NA	PI	2+	
2305	Admin Asst I	1	0	Male	0	0	0	0	0	0	0	0
				Female	1	1	0	0	0	0	0	0
511	Dir Testing Svcs	1	1	Male	0	0	0	0	0	0	0	0
				Female	1	0	0	1	0	0	0	0
791	Dir Advisement Svcs	1	0	Male	1	1	0	0	0	0	0	0
				Female	0	0	0	0	0	0	0	0
Grand Total #		3	1	Male #	1	1	0	0	0	0	0	0
Grand Total %			33.3	Male %	33.3	33.3	0.0	0.0	0.0	0.0	0.0	0.0
				Female #	2	1	0	1	0	0	0	0
				Female%	66.7	33.3	0.0	33.3	0.0	0.0	0.0	0.0

Maricopa County Community College District

Rio Salado Community College

Snapshot Date: 09/30/2017

Workforce Analysis

Organizational Unit: SA Senior Management

Job Code	JobTitle	Total		Total								
		EMP	MIN	EMP	W	AA	H	A	NA	PI	2+	
403	Dean	1	0	Male	0	0	0	0	0	0	0	0
				Female	1	1	0	0	0	0	0	0
445	Assoc Dean	1	0	Male	0	0	0	0	0	0	0	0
				Female	1	1	0	0	0	0	0	0
Grand Total #		2	0	Male #	0	0	0	0	0	0	0	0
Grand Total %			0.0	Male %	0.0	0.0	0.0	0.0	0.0	0.0	0.0	0.0
				Female #	2	2	0	0	0	0	0	0
				Female%	100.0	100.0	0.0	0.0	0.0	0.0	0.0	0.0

Maricopa County Community College District

Rio Salado Community College

Snapshot Date: 09/30/2017

Workforce Analysis

Organizational Unit: SES Admissions & Records

Job Code	JobTitle	Total		Total									
		EMP	MIN	EMP	W	AA	H	A	NA	PI	2+		
163	Outreach Spec K12	1	0	Male	1	1	0	0	0	0	0	0	0
				Female	0	0	0	0	0	0	0	0	0
2511	Admissions Reg Rec Svc Rep	1	0	Male	0	0	0	0	0	0	0	0	0
				Female	1	1	0	0	0	0	0	0	0
Grand Total #		2	0	Male #	1	1	0	0	0	0	0	0	0
Grand Total %			0.0	Male %	50.0	50.0	0.0	0.0	0.0	0.0	0.0	0.0	0.0
				Female #	1	1	0	0	0	0	0	0	0
				Female%	50.0	50.0	0.0	0.0	0.0	0.0	0.0	0.0	0.0

Maricopa County Community College District

Rio Salado Community College

Snapshot Date: 09/30/2017

Workforce Analysis

Organizational Unit: SES Military Advisement

Job Code	JobTitle	Total		Total								
		EMP	MIN	EMP	W	AA	H	A	NA	PI	2+	
2590	Program Advisor	2	0	Male	1	1	0	0	0	0	0	0
				Female	1	1	0	0	0	0	0	0
Grand Total #		2	0	Male #	1	1	0	0	0	0	0	0
Grand Total %			0.0	Male %	50.0	50.0	0.0	0.0	0.0	0.0	0.0	0.0
				Female #	1	1	0	0	0	0	0	0
				Female%	50.0	50.0	0.0	0.0	0.0	0.0	0.0	0.0

Maricopa County Community College District

Rio Salado Community College

Snapshot Date: 09/30/2017

Workforce Analysis

Organizational Unit: SES Records

Job Code	JobTitle	Total		Total									
		EMP	MIN	EMP	W	AA	H	A	NA	PI	2+		
1456	Student Svcs Tech	1	1	Male	0	0	0	0	0	0	0	0	0
				Female	1	0	0	1	0	0	0	0	0
1458	Coord Student Svcs	1	0	Male	1	1	0	0	0	0	0	0	0
				Female	0	0	0	0	0	0	0	0	0
2511	Admissions Reg Rec Svc Rep	3	1	Male	0	0	0	0	0	0	0	0	0
				Female	3	2	1	0	0	0	0	0	0
Grand Total #		5	2	Male #	1	1	0	0	0	0	0	0	0
Grand Total %			40.0	Male %	20.0	20.0	0.0	0.0	0.0	0.0	0.0	0.0	0.0
				Female #	4	2	1	1	0	0	0	0	0
				Female%	80.0	40.0	20.0	20.0	0.0	0.0	0.0	0.0	0.0

Maricopa County Community College District

Rio Salado Community College

Snapshot Date: 09/30/2017

Workforce Analysis

Organizational Unit: Social & Behavioral Sciences

Job Code	JobTitle	Total		Total								
		EMP	MIN	EMP	W	AA	H	A	NA	PI	2+	
2511	Admissions Reg Rec Svc Rep	1	1	Male	0	0	0	0	0	0	0	0
				Female	1	0	0	1	0	0	0	0
		Grand Total #	1	Male #	0	0	0	0	0	0	0	0
		Grand Total %	100.0	Male %	0.0	0.0	0.0	0.0	0.0	0.0	0.0	0.0
				Female #	1	0	0	1	0	0	0	0
				Female%	100.0	0.0	0.0	100.0	0.0	0.0	0.0	0.0

Maricopa County Community College District

Rio Salado Community College

Snapshot Date: 09/30/2017

Workforce Analysis

Organizational Unit: Social Science

Job Code	JobTitle	Total		Total								
		EMP	MIN	EMP	W	AA	H	A	NA	PI	2+	
4205	Adjunct Faculty Evening	1	0	Male	0	0	0	0	0	0	0	0
				Female	1	1	0	0	0	0	0	0
Grand Total #		1	0	Male #	0	0	0	0	0	0	0	0
Grand Total %			0.0	Male %	0.0	0.0	0.0	0.0	0.0	0.0	0.0	0.0
				Female #	1	1	0	0	0	0	0	0
				Female%	100.0	100.0	0.0	0.0	0.0	0.0	0.0	0.0

Maricopa County Community College District

Rio Salado Community College

Snapshot Date: 09/30/2017

Workforce Analysis

Organizational Unit: Southern Instruction

Job Code	JobTitle	Total		Total								
		EMP	MIN	EMP	W	AA	H	A	NA	PI	2+	
9662	Adult Basic Educ Lead Teacher	3	1	Male	0	0	0	0	0	0	0	0
				Female	3	2	0	1	0	0	0	0
Grand Total #		3	1	Male #	0	0	0	0	0	0	0	0
Grand Total %			33.3	Male %	0.0	0.0	0.0	0.0	0.0	0.0	0.0	0.0
				Female #	3	2	0	1	0	0	0	0
				Female%	100.0	66.7	0.0	33.3	0.0	0.0	0.0	0.0

Maricopa County Community College District

Rio Salado Community College

Snapshot Date: 09/30/2017

Workforce Analysis

Organizational Unit: Spot 127 Administration

Job Code	JobTitle	Total		Total								
		EMP	MIN	EMP	W	AA	H	A	NA	PI	2+	
1153	Broadcast Producer Mgr	1	1	Male	1	0	0	1	0	0	0	0
				Female	0	0	0	0	0	0	0	
1225	News Dir KJZZ	1	1	Male	1	0	0	1	0	0	0	0
				Female	0	0	0	0	0	0	0	
9038	Exec Dir Youth Media Ctr	1	0	Male	0	0	0	0	0	0	0	0
				Female	1	1	0	0	0	0	0	
Grand Total #		3	2	Male #	2	0	0	2	0	0	0	0
Grand Total %			66.7	Male %	66.7	0.0	0.0	66.7	0.0	0.0	0.0	0.0
				Female #	1	1	0	0	0	0	0	0
				Female%	33.3	33.3	0.0	0.0	0.0	0.0	0.0	0.0

Maricopa County Community College District

Rio Salado Community College

Snapshot Date: 09/30/2017

Workforce Analysis

Organizational Unit: Spot 127 Youth Media Center

Job Code	JobTitle	Total		Total								
		EMP	MIN	EMP	W	AA	H	A	NA	PI	2+	
9584	Instructional Facilitator	1	1	Male	1	0	0	1	0	0	0	0
				Female	0	0	0	0	0	0	0	
Grand Total #		1	1	Male #	1	0	0	1	0	0	0	0
Grand Total %			100.0	Male %	100.0	0.0	0.0	100.0	0.0	0.0	0.0	0.0
				Female #	0	0	0	0	0	0	0	0
				Female%	0.0	0.0	0.0	0.0	0.0	0.0	0.0	0.0

Maricopa County Community College District

Rio Salado Community College

Snapshot Date: 09/30/2017

Workforce Analysis

Organizational Unit: St Enrollment Srvs Advisement

Job Code	JobTitle	Total		Total								
		EMP	MIN	EMP	W	AA	H	A	NA	PI	2+	
2590	Program Advisor	8	3	Male	2	1	1	0	0	0	0	0
				Female	6	4	0	0	2	0	0	0
Grand Total #		8	3	Male #	2	1	1	0	0	0	0	0
Grand Total %			37.5	Male %	25.0	12.5	12.5	0.0	0.0	0.0	0.0	0.0
				Female #	6	4	0	0	2	0	0	0
				Female%	75.0	50.0	0.0	0.0	25.0	0.0	0.0	0.0

Maricopa County Community College District

Rio Salado Community College

Snapshot Date: 09/30/2017

Workforce Analysis

Organizational Unit: St Enrollment Srvs Testing

Job Code	JobTitle	Total		Total								
		EMP	MIN	EMP	W	AA	H	A	NA	PI	2+	
1145	Coord Testing	1	0	Male	0	0	0	0	0	0	0	0
				Female	1	1	0	0	0	0	0	0
1305	Admin Asst II	1	1	Male	1	0	0	1	0	0	0	0
				Female	0	0	0	0	0	0	0	0
Grand Total #		2	1	Male #	1	0	0	1	0	0	0	0
Grand Total %			50.0	Male %	50.0	0.0	0.0	50.0	0.0	0.0	0.0	0.0
				Female #	1	1	0	0	0	0	0	0
				Female%	50.0	50.0	0.0	0.0	0.0	0.0	0.0	0.0

Maricopa County Community College District

Rio Salado Community College

Snapshot Date: 09/30/2017

Workforce Analysis

Organizational Unit: Student Activities

Job Code	JobTitle	Total		Total								
		EMP	MIN	EMP	W	AA	H	A	NA	PI	2+	
4075	Temp Level 2	3	1	Male	1	1	0	0	0	0	0	0
				Female	2	1	0	1	0	0	0	0
Grand Total #		3	1	Male #	1	1	0	0	0	0	0	0
Grand Total %			33.3	Male %	33.3	33.3	0.0	0.0	0.0	0.0	0.0	0.0
				Female #	2	1	0	1	0	0	0	0
				Female%	66.7	33.3	0.0	33.3	0.0	0.0	0.0	0.0

Maricopa County Community College District

Rio Salado Community College

Snapshot Date: 09/30/2017

Workforce Analysis

Organizational Unit: Student Activities Admin

Job Code	JobTitle	Total		Total								
		EMP	MIN	EMP	W	AA	H	A	NA	PI	2+	
4075	Temp Level 2	2	0	Male	1	1	0	0	0	0	0	0
				Female	1	1	0	0	0	0	0	0
Grand Total #		2	0	Male #	1	1	0	0	0	0	0	
Grand Total %			0.0	Male %	50.0	50.0	0.0	0.0	0.0	0.0	0.0	
				Female #	1	1	0	0	0	0	0	
				Female%	50.0	50.0	0.0	0.0	0.0	0.0	0.0	

Maricopa County Community College District

Rio Salado Community College

Snapshot Date: 09/30/2017

Workforce Analysis

Organizational Unit: Student Affairs

Job Code	JobTitle	Total		Total								
		EMP	MIN	EMP	W	AA	H	A	NA	PI	2+	
4075	Temp Level 2	3	3	Male	1	0	0	1	0	0	0	0
				Female	2	0	0	2	0	0	0	0
Grand Total #		3	3	Male #	1	0	0	1	0	0	0	0
Grand Total %			100.0	Male %	33.3	0.0	0.0	33.3	0.0	0.0	0.0	0.0
				Female #	2	0	0	2	0	0	0	0
				Female%	66.7	0.0	0.0	66.7	0.0	0.0	0.0	0.0

Maricopa County Community College District

Rio Salado Community College

Snapshot Date: 09/30/2017

Workforce Analysis

Organizational Unit: Student Affairs QA & Trn

Job Code	JobTitle	Total		Total								
		EMP	MIN	EMP	W	AA	H	A	NA	PI	2+	
4075	Temp Level 2	2	1	Male	1	1	0	0	0	0	0	0
				Female	1	0	0	1	0	0	0	0
Grand Total #		2	1	Male #	1	1	0	0	0	0	0	
Grand Total %			50.0	Male %	50.0	50.0	0.0	0.0	0.0	0.0	0.0	
				Female #	1	0	0	1	0	0	0	
				Female%	50.0	0.0	0.0	50.0	0.0	0.0	0.0	

Maricopa County Community College District

Rio Salado Community College

Snapshot Date: 09/30/2017

Workforce Analysis

Organizational Unit: Student Dev - Early College

Job Code	JobTitle	Total		Total								
		EMP	MIN	EMP	W	AA	H	A	NA	PI	2+	
4075	Temp Level 2	2	2	Male	1	0	0	1	0	0	0	0
				Female	1	0	0	1	0	0	0	0
Grand Total #		2	2	Male #	1	0	0	1	0	0	0	0
Grand Total %			100.0	Male %	50.0	0.0	0.0	50.0	0.0	0.0	0.0	0.0
				Female #	1	0	0	1	0	0	0	0
				Female%	50.0	0.0	0.0	50.0	0.0	0.0	0.0	0.0

Maricopa County Community College District

Rio Salado Community College

Snapshot Date: 09/30/2017

Workforce Analysis

Organizational Unit: Student Development Services

Job Code	JobTitle	Total		Total								
		EMP	MIN	EMP	W	AA	H	A	NA	PI	2+	
4075	Temp Level 2	2	2	Male	1	0	0	1	0	0	0	0
				Female	1	0	0	1	0	0	0	0
Grand Total #		2	2	Male #	1	0	0	1	0	0	0	0
Grand Total %			100.0	Male %	50.0	0.0	0.0	50.0	0.0	0.0	0.0	0.0
				Female #	1	0	0	1	0	0	0	0
				Female%	50.0	0.0	0.0	50.0	0.0	0.0	0.0	0.0

Maricopa County Community College District

Rio Salado Community College

Snapshot Date: 09/30/2017

Workforce Analysis

Organizational Unit: Student Financial Services

Job Code	JobTitle	Total		Total								
		EMP	MIN	EMP	W	AA	H	A	NA	PI	2+	
4075	Temp Level 2	2	2	Male	0	0	0	0	0	0	0	0
				Female	2	0	1	1	0	0	0	0
Grand Total #		2	2	Male #	0	0	0	0	0	0	0	
Grand Total %			100.0	Male %	0.0	0.0	0.0	0.0	0.0	0.0	0.0	
				Female #	2	0	1	1	0	0	0	
				Female%	100.0	0.0	50.0	50.0	0.0	0.0	0.0	

Maricopa County Community College District

Rio Salado Community College

Snapshot Date: 09/30/2017

Workforce Analysis

Organizational Unit: Student Information Systems

Job Code	JobTitle	Total		Total								
		EMP	MIN	EMP	W	AA	H	A	NA	PI	2+	
4075	Temp Level 2	2	1	Male	1	1	0	0	0	0	0	0
				Female	1	0	0	1	0	0	0	0
Grand Total #		2	1	Male #	1	1	0	0	0	0	0	0
Grand Total %			50.0	Male %	50.0	50.0	0.0	0.0	0.0	0.0	0.0	0.0
				Female #	1	0	0	1	0	0	0	0
				Female%	50.0	0.0	0.0	50.0	0.0	0.0	0.0	0.0

Maricopa County Community College District

Rio Salado Community College

Snapshot Date: 09/30/2017

Workforce Analysis

Organizational Unit: Student Leadership

Job Code	JobTitle	Total		Total								
		EMP	MIN	EMP	W	AA	H	A	NA	PI	2+	
4075	Temp Level 2	3	1	Male	2	2	0	0	0	0	0	0
				Female	1	0	0	1	0	0	0	0
Grand Total #		3	1	Male #	2	2	0	0	0	0	0	0
Grand Total %			33.3	Male %	66.7	66.7	0.0	0.0	0.0	0.0	0.0	0.0
				Female #	1	0	0	1	0	0	0	0
				Female%	33.3	0.0	0.0	33.3	0.0	0.0	0.0	0.0

Maricopa County Community College District

Rio Salado Community College

Snapshot Date: 09/30/2017

Workforce Analysis

Organizational Unit: Student Leadership Center

Job Code	JobTitle	Total		Total								
		EMP	MIN	EMP	W	AA	H	A	NA	PI	2+	
4075	Temp Level 2	3	2	Male	1	1	0	0	0	0	0	0
				Female	2	0	0	2	0	0	0	0
Grand Total #		3	2	Male #	1	1	0	0	0	0	0	0
Grand Total %			66.7	Male %	33.3	33.3	0.0	0.0	0.0	0.0	0.0	0.0
				Female #	2	0	0	2	0	0	0	0
				Female%	66.7	0.0	0.0	66.7	0.0	0.0	0.0	0.0

Maricopa County Community College District

Rio Salado Community College

Snapshot Date: 09/30/2017

Workforce Analysis

Organizational Unit: Student Life-Svc Learning

Job Code	JobTitle	Total		Total								
		EMP	MIN	EMP	W	AA	H	A	NA	PI	2+	
4075	Temp Level 2	1	1	Male	1	0	0	1	0	0	0	0
				Female	0	0	0	0	0	0	0	
Grand Total #		1	1	Male #	1	0	0	1	0	0	0	0
Grand Total %			100.0	Male %	100.0	0.0	0.0	100.0	0.0	0.0	0.0	0.0
				Female #	0	0	0	0	0	0	0	0
				Female%	0.0	0.0	0.0	0.0	0.0	0.0	0.0	0.0

Maricopa County Community College District

Rio Salado Community College

Snapshot Date: 09/30/2017

Workforce Analysis

Organizational Unit: Student Life/Leadership&Athl.

Job Code	JobTitle	Total		Total								
		EMP	MIN	EMP	W	AA	H	A	NA	PI	2+	
4075	Temp Level 2	1	0	Male	0	0	0	0	0	0	0	0
				Female	1	1	0	0	0	0	0	0
Grand Total #		1	0	Male #	0	0	0	0	0	0	0	0
Grand Total %			0.0	Male %	0.0	0.0	0.0	0.0	0.0	0.0	0.0	0.0
				Female #	1	1	0	0	0	0	0	0
				Female%	100.0	100.0	0.0	0.0	0.0	0.0	0.0	0.0

Maricopa County Community College District

Rio Salado Community College

Workforce Analysis

Snapshot Date: 09/30/2017

Organizational Unit: Student Loan Services

Job Code	JobTitle	Total		Total								
		EMP	MIN	EMP	W	AA	H	A	NA	PI	2+	
4075	Temp Level 2	2	1	Male	0	0	0	0	0	0	0	0
				Female	2	1	0	1	0	0	0	0
Grand Total #		2	1	Male #	0	0	0	0	0	0	0	0
Grand Total %			50.0	Male %	0.0	0.0	0.0	0.0	0.0	0.0	0.0	0.0
				Female #	2	1	0	1	0	0	0	0
				Female%	100.0	50.0	0.0	50.0	0.0	0.0	0.0	0.0

Maricopa County Community College District

Rio Salado Community College

Snapshot Date: 09/30/2017

Workforce Analysis

Organizational Unit: Student Recruitment

Job Code	JobTitle	Total		Total								
		EMP	MIN	EMP	W	AA	H	A	NA	PI	2+	
4075	Temp Level 2	1	1	Male	1	0	0	1	0	0	0	0
				Female	0	0	0	0	0	0	0	
Grand Total #		1	1	Male #	1	0	0	1	0	0	0	0
Grand Total %			100.0	Male %	100.0	0.0	0.0	100.0	0.0	0.0	0.0	0.0
				Female #	0	0	0	0	0	0	0	0
				Female%	0.0	0.0	0.0	0.0	0.0	0.0	0.0	0.0

Maricopa County Community College District

Rio Salado Community College

Snapshot Date: 09/30/2017

Workforce Analysis

Organizational Unit: Student Success

Job Code	JobTitle	Total		Total								
		EMP	MIN	EMP	W	AA	H	A	NA	PI	2+	
4075	Temp Level 2	2	2	Male	1	0	0	1	0	0	0	0
				Female	1	0	0	1	0	0	0	0
Grand Total #		2	2	Male #	1	0	0	1	0	0	0	0
Grand Total %			100.0	Male %	50.0	0.0	0.0	50.0	0.0	0.0	0.0	0.0
				Female #	1	0	0	1	0	0	0	0
				Female%	50.0	0.0	0.0	50.0	0.0	0.0	0.0	0.0

Maricopa County Community College District

Rio Salado Community College

Snapshot Date: 09/30/2017

Workforce Analysis

Organizational Unit: Student Success Center

Job Code	JobTitle	Total		Total								
		EMP	MIN	EMP	W	AA	H	A	NA	PI	2+	
4075	Temp Level 2	2	1	Male	0	0	0	0	0	0	0	0
				Female	2	1	0	1	0	0	0	0
Grand Total #		2	1	Male #	0	0	0	0	0	0	0	
Grand Total %			50.0	Male %	0.0	0.0	0.0	0.0	0.0	0.0	0.0	
				Female #	2	1	0	1	0	0	0	
				Female%	100.0	50.0	0.0	50.0	0.0	0.0	0.0	

Maricopa County Community College District

Rio Salado Community College

Snapshot Date: 09/30/2017

Workforce Analysis

Organizational Unit: Student Success Initiative

Job Code	JobTitle	Total		Total								
		EMP	MIN	EMP	W	AA	H	A	NA	PI	2+	
4075	Temp Level 2	4	2	Male	3	2	1	0	0	0	0	0
				Female	1	0	0	1	0	0	0	0
Grand Total #		4	2	Male #	3	2	1	0	0	0	0	0
Grand Total %			50.0	Male %	75.0	50.0	25.0	0.0	0.0	0.0	0.0	0.0
				Female #	1	0	0	1	0	0	0	0
				Female%	25.0	0.0	0.0	25.0	0.0	0.0	0.0	0.0

Maricopa County Community College District

Rio Salado Community College

Snapshot Date: 09/30/2017

Workforce Analysis

Organizational Unit: Student Success Programs

Job Code	JobTitle	Total		Total								
		EMP	MIN	EMP	W	AA	H	A	NA	PI	2+	
4075	Temp Level 2	2	1	Male	1	1	0	0	0	0	0	0
				Female	1	0	0	0	1	0	0	0
Grand Total #		2	1	Male #	1	1	0	0	0	0	0	
Grand Total %			50.0	Male %	50.0	50.0	0.0	0.0	0.0	0.0	0.0	
				Female #	1	0	0	0	1	0	0	
				Female%	50.0	0.0	0.0	0.0	50.0	0.0	0.0	

Maricopa County Community College District

Rio Salado Community College

Snapshot Date: 09/30/2017

Workforce Analysis

Organizational Unit: Student Support Services

Job Code	JobTitle	Total		Total								
		EMP	MIN	EMP	W	AA	H	A	NA	PI	2+	
4075	Temp Level 2	1	1	Male	0	0	0	0	0	0	0	0
				Female	1	0	0	1	0	0	0	0
Grand Total #		1	1	Male #	0	0	0	0	0	0	0	0
Grand Total %			100.0	Male %	0.0	0.0	0.0	0.0	0.0	0.0	0.0	0.0
				Female #	1	0	0	1	0	0	0	0
				Female%	100.0	0.0	0.0	100.0	0.0	0.0	0.0	0.0

Maricopa County Community College District

Rio Salado Community College

Snapshot Date: 09/30/2017

Workforce Analysis

Organizational Unit: Sustainable Cafe

Job Code	JobTitle	Total		Total								
		EMP	MIN	EMP	W	AA	H	A	NA	PI	2+	
1405	Supv Food Svcs	1	0	Male	1	1	0	0	0	0	0	0
				Female	0	0	0	0	0	0	0	0
Grand Total #		1	0	Male #	1	1	0	0	0	0	0	
Grand Total %			0.0	Male %	100.0	100.0	0.0	0.0	0.0	0.0	0.0	
				Female #	0	0	0	0	0	0	0	
				Female%	0.0	0.0	0.0	0.0	0.0	0.0	0.0	

Maricopa County Community College District

Rio Salado Community College

Snapshot Date: 09/30/2017

Workforce Analysis

Organizational Unit: Teached Edu Field

Job Code	JobTitle	Total		Total								
		EMP	MIN	EMP	W	AA	H	A	NA	PI	2+	
1305	Admin Asst II	1	1	Male	0	0	0	0	0	0	0	0
				Female	1	0	1	0	0	0	0	0
1340	Coord Marketing	1	1	Male	0	0	0	0	0	0	0	0
				Female	1	0	0	0	1	0	0	0
2785	Office Coord II	1	1	Male	0	0	0	0	0	0	0	0
				Female	1	0	0	1	0	0	0	0
Grand Total #		3	3	Male #	0	0	0	0	0	0	0	0
Grand Total %			100.0	Male %	0.0	0.0	0.0	0.0	0.0	0.0	0.0	0.0
				Female #	3	0	1	1	1	0	0	0
				Female%	100.0	0.0	33.3	33.3	33.3	0.0	0.0	0.0

Maricopa County Community College District

Rio Salado Community College

Snapshot Date: 09/30/2017

Workforce Analysis

Organizational Unit: Teacher Educ TIR

Job Code	JobTitle	Total		Total								
		EMP	MIN	EMP	W	AA	H	A	NA	PI	2+	
9562	Instructional Spec	1	0	Male	0	0	0	0	0	0	0	0
				Female	1	1	0	0	0	0	0	0
Grand Total #		1	0	Male #	0	0	0	0	0	0	0	0
Grand Total %			0.0	Male %	0.0	0.0	0.0	0.0	0.0	0.0	0.0	0.0
				Female #	1	1	0	0	0	0	0	0
				Female%	100.0	100.0	0.0	0.0	0.0	0.0	0.0	0.0

Maricopa County Community College District

Rio Salado Community College

Snapshot Date: 09/30/2017

Workforce Analysis

Organizational Unit: Teacher Education

Job Code	JobTitle	Total		Total								
		EMP	MIN	EMP	W	AA	H	A	NA	PI	2+	
163	Outreach Spec K12	2	0	Male	0	0	0	0	0	0	0	0
				Female	2	2	0	0	0	0	0	0
2305	Admin Asst I	1	0	Male	0	0	0	0	0	0	0	0
				Female	1	1	0	0	0	0	0	0
2565	Exec Secretary I	1	0	Male	0	0	0	0	0	0	0	0
				Female	1	1	0	0	0	0	0	0
4205	Adjunct Faculty Evening	23	3	Male	3	3	0	0	0	0	0	0
				Female	20	17	0	2	1	0	0	0
4207	Adjunct Faculty Summer Evening	1	0	Male	1	1	0	0	0	0	0	0
				Female	0	0	0	0	0	0	0	0
940	Coord Instructional Programs	1	0	Male	0	0	0	0	0	0	0	0
				Female	1	1	0	0	0	0	0	0
9562	Instructional Spec	3	0	Male	0	0	0	0	0	0	0	0
				Female	3	3	0	0	0	0	0	0
9584	Instructional Facilitator	1	0	Male	0	0	0	0	0	0	0	0
				Female	1	1	0	0	0	0	0	0
Grand Total #		33	3	Male #	4	4	0	0	0	0	0	0
Grand Total %			9.1	Male %	12.1	12.1	0.0	0.0	0.0	0.0	0.0	0.0
				Female #	29	26	0	2	1	0	0	0
				Female%	87.9	78.8	0.0	6.1	3.0	0.0	0.0	0.0

Maricopa County Community College District

Rio Salado Community College

Snapshot Date: 09/30/2017

Workforce Analysis

Organizational Unit: Testing Operation

Job Code	JobTitle	Total		Total									
		EMP	MIN	EMP	W	AA	H	A	NA	PI	2+		
174	Course Production Spec II	1	0	Male	1	1	0	0	0	0	0	0	0
				Female	0	0	0	0	0	0	0	0	0
2335	Office Coord III	1	0	Male	0	0	0	0	0	0	0	0	0
				Female	1	1	0	0	0	0	0	0	0
2590	Program Advisor	1	0	Male	0	0	0	0	0	0	0	0	0
				Female	1	1	0	0	0	0	0	0	0
2730	Admin Secretary III	1	1	Male	0	0	0	0	0	0	0	0	0
				Female	1	0	0	1	0	0	0	0	0
2785	Office Coord II	5	2	Male	0	0	0	0	0	0	0	0	0
				Female	5	3	0	1	0	1	0	0	0
3000	Testing Tech	1	0	Male	1	1	0	0	0	0	0	0	0
				Female	0	0	0	0	0	0	0	0	0
9671	Office Coord II	1	1	Male	0	0	0	0	0	0	0	0	0
				Female	1	0	0	1	0	0	0	0	0
Grand Total #		11	4	Male #	2	2	0	0	0	0	0	0	
Grand Total %			36.4	Male %	18.2	18.2	0.0	0.0	0.0	0.0	0.0	0.0	
				Female #	9	5	0	3	0	1	0	0	
				Female%	81.8	45.5	0.0	27.3	0.0	9.1	0.0	0.0	

Maricopa County Community College District

Rio Salado Community College

Snapshot Date: 09/30/2017

Workforce Analysis

Organizational Unit: Thomas Instruction

Job Code	JobTitle	Total		Total								
		EMP	MIN	EMP	W	AA	H	A	NA	PI	2+	
9662	Adult Basic Educ Lead Teacher	1	0	Male	0	0	0	0	0	0	0	0
				Female	1	1	0	0	0	0	0	0
Grand Total #		1	0	Male #	0	0	0	0	0	0	0	0
Grand Total %			0.0	Male %	0.0	0.0	0.0	0.0	0.0	0.0	0.0	0.0
				Female #	1	1	0	0	0	0	0	0
				Female%	100.0	100.0	0.0	0.0	0.0	0.0	0.0	0.0

Maricopa County Community College District

Rio Salado Community College

Snapshot Date: 09/30/2017

Workforce Analysis

Organizational Unit: Thomas Operations

Job Code	JobTitle	Total		Total								
		EMP	MIN	EMP	W	AA	H	A	NA	PI	2+	
2785	Office Coord II	1	1	Male	0	0	0	0	0	0	0	0
				Female	1	0	0	1	0	0	0	0
Grand Total #		1	1	Male #	0	0	0	0	0	0	0	0
Grand Total %			100.0	Male %	0.0	0.0	0.0	0.0	0.0	0.0	0.0	0.0
				Female #	1	0	0	1	0	0	0	0
				Female%	100.0	0.0	0.0	100.0	0.0	0.0	0.0	0.0

Maricopa County Community College District

Rio Salado Community College

Snapshot Date: 09/30/2017

Workforce Analysis

Organizational Unit: Transportation-Industrial

Job Code	JobTitle	Total		Total								
		EMP	MIN	EMP	W	AA	H	A	NA	PI	2+	
2805	Research Asst	1	1	Male	1	0	1	0	0	0	0	0
				Female	0	0	0	0	0	0	0	0
Grand Total #		1	1	Male #	1	0	1	0	0	0	0	0
Grand Total %			100.0	Male %	100.0	0.0	100.0	0.0	0.0	0.0	0.0	0.0
				Female #	0	0	0	0	0	0	0	0
				Female%	0.0	0.0	0.0	0.0	0.0	0.0	0.0	0.0

Maricopa County Community College District

Rio Salado Community College

Snapshot Date: 09/30/2017

Workforce Analysis

Organizational Unit: TSS Help Desk

Job Code	JobTitle	Total		Total									
		EMP	MIN	EMP	W	AA	H	A	NA	PI	2+		
1029	Coord Audio Visual	1	0	Male	1	1	0	0	0	0	0	0	0
				Female	0	0	0	0	0	0	0	0	0
Grand Total #		1	0	Male #	1	1	0	0	0	0	0	0	
Grand Total %			0.0	Male %	100.0	100.0	0.0	0.0	0.0	0.0	0.0	0.0	
				Female #	0	0	0	0	0	0	0	0	
				Female%	0.0	0.0	0.0	0.0	0.0	0.0	0.0	0.0	

Maricopa County Community College District

Rio Salado Community College

Snapshot Date: 09/30/2017

Workforce Analysis

Organizational Unit: Web Development IA

Job Code	JobTitle	Total		Total								
		EMP	MIN	EMP	W	AA	H	A	NA	PI	2+	
1121	Systems Application Analyst	1	0	Male	0	0	0	0	0	0	0	0
				Female	1	1	0	0	0	0	0	0
Grand Total #		1	0	Male #	0	0	0	0	0	0	0	0
Grand Total %			0.0	Male %	0.0	0.0	0.0	0.0	0.0	0.0	0.0	0.0
				Female #	1	1	0	0	0	0	0	0
				Female%	100.0	100.0	0.0	0.0	0.0	0.0	0.0	0.0

Maricopa County Community College District

Scottsdale Community College

Snapshot Date: 09/30/2017

Workforce Analysis

Organizational Unit: Academic Advisement

Job Code	JobTitle	Total		Total								
		EMP	MIN	EMP	W	AA	H	A	NA	PI	2+	
1457	Student Svcs Spec	3	3	Male	2	0	1	0	0	1	0	0
				Female	1	0	0	0	0	1	0	0
Grand Total #		3	3	Male #	2	0	1	0	0	1	0	0
Grand Total %			100.0	Male %	66.7	0.0	33.3	0.0	0.0	33.3	0.0	0.0
				Female #	1	0	0	0	0	1	0	0
				Female%	33.3	0.0	0.0	0.0	0.0	33.3	0.0	0.0

Maricopa County Community College District

Scottsdale Community College

Snapshot Date: 09/30/2017

Workforce Analysis

Organizational Unit: Academic Technical Services

Job Code	JobTitle	Total		Total								
		EMP	MIN	EMP	W	AA	H	A	NA	PI	2+	
1211	Systems Admin II	1	0	Male	1	1	0	0	0	0	0	0
				Female	0	0	0	0	0	0	0	0
Grand Total #		1	0	Male #	1	1	0	0	0	0	0	0
Grand Total %			0.0	Male %	100.0	100.0	0.0	0.0	0.0	0.0	0.0	0.0
				Female #	0	0	0	0	0	0	0	0
				Female%	0.0	0.0	0.0	0.0	0.0	0.0	0.0	0.0

Maricopa County Community College District

Scottsdale Community College

Snapshot Date: 09/30/2017

Workforce Analysis

Organizational Unit: Adj Fac Rio Luke AFB OBSOLETE

Job Code	JobTitle	Total		Total								
		EMP	MIN	EMP	W	AA	H	A	NA	PI	2+	
4205	Adjunct Faculty Evening	14	2	Male	8	7	0	1	0	0	0	0
				Female	6	5	0	0	1	0	0	0
Grand Total #		14	2	Male #	8	7	0	1	0	0	0	0
Grand Total %			14.3	Male %	57.1	50.0	0.0	7.1	0.0	0.0	0.0	0.0
				Female #	6	5	0	0	1	0	0	0
				Female%	42.9	35.7	0.0	0.0	7.1	0.0	0.0	0.0

Maricopa County Community College District

Scottsdale Community College

Snapshot Date: 09/30/2017

Workforce Analysis

Organizational Unit: Admin of Justice

Job Code	JobTitle	Total		Total								
		EMP	MIN	EMP	W	AA	H	A	NA	PI	2+	
4029	Substitute Pay Evening Inst	2	0	Male	0	0	0	0	0	0	0	0
				Female	2	2	0	0	0	0	0	0
4204	Adjunct Faculty Day	27	5	Male	11	10	0	1	0	0	0	0
				Female	16	12	1	1	2	0	0	0
Grand Total #		29	5	Male #	11	10	0	1	0	0	0	
Grand Total %			17.2	Male %	37.9	34.5	0.0	3.4	0.0	0.0	0.0	
				Female #	18	14	1	1	2	0	0	
				Female%	62.1	48.3	3.4	3.4	6.9	0.0	0.0	

Maricopa County Community College District

Scottsdale Community College

Snapshot Date: 09/30/2017

Workforce Analysis

Organizational Unit: Administrative & Employee Serv

Job Code	JobTitle	Total		Total								
		EMP	MIN	EMP	W	AA	H	A	NA	PI	2+	
403	Dean	1	1	Male	0	0	0	0	0	0	0	0
				Female	1	0	0	0	1	0	0	0
Grand Total #		1	1	Male #	0	0	0	0	0	0	0	0
Grand Total %			100.0	Male %	0.0	0.0	0.0	0.0	0.0	0.0	0.0	0.0
				Female #	1	0	0	0	1	0	0	0
				Female%	100.0	0.0	0.0	0.0	100.0	0.0	0.0	0.0

Maricopa County Community College District
Scottsdale Community College
Workforce Analysis

Snapshot Date: 09/30/2017

Organizational Unit: Admissions & Records

Job Code	JobTitle	Total		Total								
		EMP	MIN	EMP	W	AA	H	A	NA	PI	2+	
1155	Coord Veterans Svcs	1	1	Male	0	0	0	0	0	0	0	0
				Female	1	0	1	0	0	0	0	0
1458	Coord Student Svcs	1	1	Male	0	0	0	0	0	0	0	0
				Female	1	0	1	0	0	0	0	0
2510	Admissions Records Tech II	3	1	Male	1	0	0	1	0	0	0	0
				Female	2	2	0	0	0	0	0	0
2511	Admissions Reg Rec Svc Rep	3	2	Male	2	1	0	1	0	0	0	0
				Female	1	0	0	0	0	1	0	0
970	Supv Admissions Regist Records	1	0	Male	0	0	0	0	0	0	0	0
				Female	1	1	0	0	0	0	0	0
Grand Total #		9	5	Male #	3	1	0	2	0	0	0	0
Grand Total %			55.6	Male %	33.3	11.1	0.0	22.2	0.0	0.0	0.0	0.0
				Female #	6	3	2	0	0	1	0	0
				Female%	66.7	33.3	22.2	0.0	0.0	11.1	0.0	0.0

Maricopa County Community College District

Scottsdale Community College

Snapshot Date: 09/30/2017

Workforce Analysis

Organizational Unit: Advisement Center

Job Code	JobTitle	Total		Total								
		EMP	MIN	EMP	W	AA	H	A	NA	PI	2+	
1456	Student Svcs Tech	1	1	Male	1	0	1	0	0	0	0	0
				Female	0	0	0	0	0	0	0	
1457	Student Svcs Spec	5	2	Male	1	1	0	0	0	0	0	
				Female	4	2	0	1	0	1	0	
Grand Total #		6	3	Male #	2	1	1	0	0	0	0	
Grand Total %			50.0	Male %	33.3	16.7	16.7	0.0	0.0	0.0	0.0	
				Female #	4	2	0	1	0	1	0	
				Female%	66.7	33.3	0.0	16.7	0.0	16.7	0.0	

Maricopa County Community College District

Scottsdale Community College

Snapshot Date: 09/30/2017

Workforce Analysis

Organizational Unit: Agriculture

Job Code	JobTitle	Total		Total								
		EMP	MIN	EMP	W	AA	H	A	NA	PI	2+	
4204	Adjunct Faculty Day	1	1	Male	0	0	0	0	0	0	0	0
				Female	1	0	0	1	0	0	0	0
Grand Total #		1	1	Male #	0	0	0	0	0	0	0	0
Grand Total %			100.0	Male %	0.0	0.0	0.0	0.0	0.0	0.0	0.0	0.0
				Female #	1	0	0	1	0	0	0	0
				Female%	100.0	0.0	0.0	100.0	0.0	0.0	0.0	0.0

Maricopa County Community College District

Scottsdale Community College

Workforce Analysis

Snapshot Date: 09/30/2017

Organizational Unit: Anthropology

Job Code	JobTitle	Total		Total								
		EMP	MIN	EMP	W	AA	H	A	NA	PI	2+	
4204	Adjunct Faculty Day	1	0	Male	0	0	0	0	0	0	0	0
				Female	1	1	0	0	0	0	0	0
Grand Total #		1	0	Male #	0	0	0	0	0	0	0	0
Grand Total %			0.0	Male %	0.0	0.0	0.0	0.0	0.0	0.0	0.0	0.0
				Female #	1	1	0	0	0	0	0	0
				Female%	100.0	100.0	0.0	0.0	0.0	0.0	0.0	0.0

Maricopa County Community College District
Scottsdale Community College
Workforce Analysis

Snapshot Date: 09/30/2017

Organizational Unit: Applied Science Div

Job Code	JobTitle	Total		Total									
		EMP	MIN	EMP	W	AA	H	A	NA	PI	2+		
2730	Admin Secretary III	1	0	Male	0	0	0	0	0	0	0	0	0
				Female	1	1	0	0	0	0	0	0	0
7000	Admin of Justice	1	0	Male	0	0	0	0	0	0	0	0	0
				Female	1	1	0	0	0	0	0	0	0
7430	Interior Design	1	0	Male	1	1	0	0	0	0	0	0	0
				Female	0	0	0	0	0	0	0	0	0
Grand Total #		3	0	Male #	1	1	0	0	0	0	0	0	0
Grand Total %			0.0	Male %	33.3	33.3	0.0	0.0	0.0	0.0	0.0	0.0	0.0
				Female #	2	2	0	0	0	0	0	0	0
				Female%	66.7	66.7	0.0	0.0	0.0	0.0	0.0	0.0	0.0

Maricopa County Community College District

Scottsdale Community College

Snapshot Date: 09/30/2017

Workforce Analysis

Organizational Unit: Art

Job Code	JobTitle	Total		Total								
		EMP	MIN	EMP	W	AA	H	A	NA	PI	2+	
4028	Substitute Pay Day Inst	7	2	Male	2	1	0	1	0	0	0	0
				Female	5	4	1	0	0	0	0	
4062	Life Drawing Model	1	0	Male	0	0	0	0	0	0	0	
				Female	1	1	0	0	0	0	0	
Grand Total #		8	2	Male #	2	1	0	1	0	0	0	
Grand Total %			25.0	Male %	25.0	12.5	0.0	12.5	0.0	0.0	0.0	
				Female #	6	5	1	0	0	0	0	
				Female%	75.0	62.5	12.5	0.0	0.0	0.0	0.0	

Maricopa County Community College District

Scottsdale Community College

Snapshot Date: 09/30/2017

Workforce Analysis

Organizational Unit: Art-Photography

Job Code	JobTitle	Total		Total								
		EMP	MIN	EMP	W	AA	H	A	NA	PI	2+	
4204	Adjunct Faculty Day	6	0	Male	2	2	0	0	0	0	0	0
				Female	4	4	0	0	0	0	0	0
4205	Adjunct Faculty Evening	5	1	Male	4	3	0	1	0	0	0	0
				Female	1	1	0	0	0	0	0	0
Grand Total #		11	1	Male #	6	5	0	1	0	0	0	0
Grand Total %			9.1	Male %	54.5	45.5	0.0	9.1	0.0	0.0	0.0	0.0
				Female #	5	5	0	0	0	0	0	0
				Female%	45.5	45.5	0.0	0.0	0.0	0.0	0.0	0.0

Maricopa County Community College District

Scottsdale Community College

Snapshot Date: 09/30/2017

Workforce Analysis

Organizational Unit: Art/Photography

Job Code	JobTitle	Total		Total								
		EMP	MIN	EMP	W	AA	H	A	NA	PI	2+	
2815	Audiovisual Video Tech	1	0	Male	1	1	0	0	0	0	0	0
				Female	0	0	0	0	0	0	0	0
3110	Admin Secretary I	2	0	Male	0	0	0	0	0	0	0	0
				Female	2	2	0	0	0	0	0	0
7040	Art	3	2	Male	2	0	0	0	1	1	0	0
				Female	1	1	0	0	0	0	0	0
Grand Total #		6	2	Male #	3	1	0	0	1	1	0	0
Grand Total %			33.3	Male %	50.0	16.7	0.0	0.0	16.7	16.7	0.0	0.0
				Female #	3	3	0	0	0	0	0	0
				Female%	50.0	50.0	0.0	0.0	0.0	0.0	0.0	0.0

Maricopa County Community College District

Scottsdale Community College

Snapshot Date: 09/30/2017

Workforce Analysis

Organizational Unit: ASL

Job Code	JobTitle	Total		Total								
		EMP	MIN	EMP	W	AA	H	A	NA	PI	2+	
2910	Admin Secretary II	1	0	Male	0	0	0	0	0	0	0	0
				Female	1	1	0	0	0	0	0	0
Grand Total #		1	0	Male #	0	0	0	0	0	0	0	
Grand Total %			0.0	Male %	0.0	0.0	0.0	0.0	0.0	0.0	0.0	
				Female #	1	1	0	0	0	0	0	
				Female%	100.0	100.0	0.0	0.0	0.0	0.0	0.0	

Maricopa County Community College District

Scottsdale Community College

Snapshot Date: 09/30/2017

Workforce Analysis

Organizational Unit: Assoc Dean Instr (Occup)

Job Code	JobTitle	Total		Total								
		EMP	MIN	EMP	W	AA	H	A	NA	PI	2+	
7250	Drafting Tech	1	0	Male	1	1	0	0	0	0	0	0
				Female	0	0	0	0	0	0	0	0
7386	Clinical Nursing	1	0	Male	1	1	0	0	0	0	0	0
				Female	0	0	0	0	0	0	0	0
7600	Physical Education	1	0	Male	0	0	0	0	0	0	0	0
				Female	1	1	0	0	0	0	0	0
Grand Total #		3	0	Male #	2	2	0	0	0	0	0	0
Grand Total %			0.0	Male %	66.7	66.7	0.0	0.0	0.0	0.0	0.0	0.0
				Female #	1	1	0	0	0	0	0	0
				Female%	33.3	33.3	0.0	0.0	0.0	0.0	0.0	0.0

Maricopa County Community College District

Scottsdale Community College

Snapshot Date: 09/30/2017

Workforce Analysis

Organizational Unit: Astronomy

Job Code	JobTitle	Total		Total								
		EMP	MIN	EMP	W	AA	H	A	NA	PI	2+	
4204	Adjunct Faculty Day	1	0	Male	1	1	0	0	0	0	0	0
				Female	0	0	0	0	0	0	0	0
Grand Total #		1	0	Male #	1	1	0	0	0	0	0	0
Grand Total %			0.0	Male %	100.0	100.0	0.0	0.0	0.0	0.0	0.0	0.0
				Female #	0	0	0	0	0	0	0	0
				Female%	0.0	0.0	0.0	0.0	0.0	0.0	0.0	0.0

**Maricopa County Community College District
Scottsdale Community College
Workforce Analysis**

Snapshot Date: 09/30/2017

Organizational Unit: Athletics

Job Code	JobTitle	Total		Total								
		EMP	MIN	EMP	W	AA	H	A	NA	PI	2+	
1930	Athletic Spec	1	1	Male	1	0	1	0	0	0	0	0
				Female	0	0	0	0	0	0	0	
2521	Athletic Equipment Mgr	1	1	Male	1	0	0	1	0	0	0	0
				Female	0	0	0	0	0	0	0	
4321	Asst Baseball Softball Coach	1	0	Male	0	0	0	0	0	0	0	0
				Female	1	1	0	0	0	0	0	
4327	Asst Football Coach	2	1	Male	2	1	1	0	0	0	0	0
				Female	0	0	0	0	0	0	0	
4331	Asst Soccer Coach	2	0	Male	1	1	0	0	0	0	0	0
				Female	1	1	0	0	0	0	0	
4336	Asst Volleyball Coach	1	0	Male	0	0	0	0	0	0	0	0
				Female	1	1	0	0	0	0	0	
Grand Total #		8	3	Male #	5	2	2	1	0	0	0	0
Grand Total %			37.5	Male %	62.5	25.0	25.0	12.5	0.0	0.0	0.0	0.0
				Female #	3	3	0	0	0	0	0	0
				Female%	37.5	37.5	0.0	0.0	0.0	0.0	0.0	0.0

Maricopa County Community College District

Scottsdale Community College

Snapshot Date: 09/30/2017

Workforce Analysis

Organizational Unit: Athletics-Soccer

Job Code	JobTitle	Total		Total								
		EMP	MIN	EMP	W	AA	H	A	NA	PI	2+	
4332	Head Soccer Coach	1	0	Male	1	1	0	0	0	0	0	0
				Female	0	0	0	0	0	0	0	0
Grand Total #		1	0	Male #	1	1	0	0	0	0	0	
Grand Total %			0.0	Male %	100.0	100.0	0.0	0.0	0.0	0.0	0.0	
				Female #	0	0	0	0	0	0	0	
				Female%	0.0	0.0	0.0	0.0	0.0	0.0	0.0	

Maricopa County Community College District

Scottsdale Community College

Snapshot Date: 09/30/2017

Workforce Analysis

Organizational Unit: Auxiliary Services

Job Code	JobTitle	Total		Total								
		EMP	MIN	EMP	W	AA	H	A	NA	PI	2+	
3340	PBX Operator Instructor	1	0	Male	0	0	0	0	0	0	0	0
				Female	1	1	0	0	0	0	0	0
Grand Total #		1	0	Male #	0	0	0	0	0	0	0	0
Grand Total %			0.0	Male %	0.0	0.0	0.0	0.0	0.0	0.0	0.0	0.0
				Female #	1	1	0	0	0	0	0	0
				Female%	100.0	100.0	0.0	0.0	0.0	0.0	0.0	0.0

Maricopa County Community College District
Scottsdale Community College
Workforce Analysis

Snapshot Date: 09/30/2017

Organizational Unit: Biology

Job Code	JobTitle	Total		Total								
		EMP	MIN	EMP	W	AA	H	A	NA	PI	2+	
1051	Coord Science Lab	1	0	Male	0	0	0	0	0	0	0	0
				Female	1	1	0	0	0	0	0	0
1305	Admin Asst II	1	0	Male	1	1	0	0	0	0	0	
				Female	0	0	0	0	0	0	0	
2775	Science Lab Tech	3	0	Male	0	0	0	0	0	0	0	
				Female	3	3	0	0	0	0	0	
4205	Adjunct Faculty Evening	5	0	Male	3	3	0	0	0	0	0	
				Female	2	2	0	0	0	0	0	
7090	Biology	7	1	Male	5	5	0	0	0	0	0	
				Female	2	1	0	1	0	0	0	
Grand Total #		17	1	Male #	9	9	0	0	0	0	0	
Grand Total %			5.9	Male %	52.9	52.9	0.0	0.0	0.0	0.0	0.0	
				Female #	8	7	0	1	0	0	0	
				Female%	47.1	41.2	0.0	5.9	0.0	0.0	0.0	

Maricopa County Community College District

Scottsdale Community College

Snapshot Date: 09/30/2017

Workforce Analysis

Organizational Unit: Biology Sciences

Job Code	JobTitle	Total		Total								
		EMP	MIN	EMP	W	AA	H	A	NA	PI	2+	
4236	Other Paid from Fund 2 Stipend	1	0	Male	0	0	0	0	0	0	0	0
				Female	1	1	0	0	0	0	0	0
Grand Total #		1	0	Male #	0	0	0	0	0	0	0	0
Grand Total %			0.0	Male %	0.0	0.0	0.0	0.0	0.0	0.0	0.0	0.0
				Female #	1	1	0	0	0	0	0	0
				Female%	100.0	100.0	0.0	0.0	0.0	0.0	0.0	0.0

Maricopa County Community College District

Scottsdale Community College

Snapshot Date: 09/30/2017

Workforce Analysis

Organizational Unit: Bldgs/Grounds - Williams

Job Code	JobTitle	Total		Total								
		EMP	MIN	EMP	W	AA	H	A	NA	PI	2+	
4560	HVAC Maint Tech	1	0	Male	1	1	0	0	0	0	0	0
				Female	0	0	0	0	0	0	0	0
Grand Total #		1	0	Male #	1	1	0	0	0	0	0	0
Grand Total %			0.0	Male %	100.0	100.0	0.0	0.0	0.0	0.0	0.0	0.0
				Female #	0	0	0	0	0	0	0	0
				Female%	0.0	0.0	0.0	0.0	0.0	0.0	0.0	0.0

Maricopa County Community College District

Scottsdale Community College

Snapshot Date: 09/30/2017

Workforce Analysis

Organizational Unit: Bursar

Job Code	JobTitle	Total		Total								
		EMP	MIN	EMP	W	AA	H	A	NA	PI	2+	
2950	Fiscal Tech I	1	0	Male	1	1	0	0	0	0	0	0
				Female	0	0	0	0	0	0	0	0
		Grand Total #	1	0	Male #	1	1	0	0	0	0	0
		Grand Total %		0.0	Male %	100.0	100.0	0.0	0.0	0.0	0.0	0.0
					Female #	0	0	0	0	0	0	0
					Female%	0.0	0.0	0.0	0.0	0.0	0.0	0.0

Maricopa County Community College District

Scottsdale Community College

Snapshot Date: 09/30/2017

Workforce Analysis

Organizational Unit: Business

Job Code	JobTitle	Total		Total								
		EMP	MIN	EMP	W	AA	H	A	NA	PI	2+	
4204	Adjunct Faculty Day	1	0	Male	1	1	0	0	0	0	0	0
				Female	0	0	0	0	0	0	0	0
Grand Total #		1	0	Male #	1	1	0	0	0	0	0	
Grand Total %			0.0	Male %	100.0	100.0	0.0	0.0	0.0	0.0	0.0	
				Female #	0	0	0	0	0	0	0	
				Female%	0.0	0.0	0.0	0.0	0.0	0.0	0.0	

Maricopa County Community College District
Scottsdale Community College
Workforce Analysis

Snapshot Date: 09/30/2017

Organizational Unit: Business-CIS Dept

Job Code	JobTitle	Total		Total								
		EMP	MIN	EMP	W	AA	H	A	NA	PI	2+	
4038	Student Lrning Facilitator III	5	0	Male	4	4	0	0	0	0	0	0
				Female	1	1	0	0	0	0	0	0
4204	Adjunct Faculty Day	1	0	Male	0	0	0	0	0	0	0	0
				Female	1	1	0	0	0	0	0	0
4205	Adjunct Faculty Evening	2	0	Male	1	1	0	0	0	0	0	0
				Female	1	1	0	0	0	0	0	0
6410	Business	1	0	Male	0	0	0	0	0	0	0	0
				Female	1	1	0	0	0	0	0	0
Grand Total #		9	0	Male #	5	5	0	0	0	0	0	0
Grand Total %			0.0	Male %	55.6	55.6	0.0	0.0	0.0	0.0	0.0	0.0
				Female #	4	4	0	0	0	0	0	0
				Female%	44.4	44.4	0.0	0.0	0.0	0.0	0.0	0.0

Maricopa County Community College District

Scottsdale Community College

Snapshot Date: 09/30/2017

Workforce Analysis

Organizational Unit: Business/CIS Dept

Job Code	JobTitle	Total		Total								
		EMP	MIN	EMP	W	AA	H	A	NA	PI	2+	
3110	Admin Secretary I	1	0	Male	0	0	0	0	0	0	0	0
				Female	1	1	0	0	0	0	0	0
6410	Business	4	1	Male	1	1	0	0	0	0	0	
				Female	3	2	1	0	0	0	0	
7205	Computer Information Systems	4	0	Male	3	3	0	0	0	0	0	
				Female	1	1	0	0	0	0	0	
8060	Business CIS	3	1	Male	2	1	0	1	0	0	0	
				Female	1	1	0	0	0	0	0	
Grand Total #		12	2	Male #	6	5	0	1	0	0	0	
Grand Total %			16.7	Male %	50.0	41.7	0.0	8.3	0.0	0.0	0.0	
				Female #	6	5	1	0	0	0	0	
				Female%	50.0	41.7	8.3	0.0	0.0	0.0	0.0	

Maricopa County Community College District

Scottsdale Community College

Snapshot Date: 09/30/2017

Workforce Analysis

Organizational Unit: Cashier's Office

Job Code	JobTitle	Total		Total								
		EMP	MIN	EMP	W	AA	H	A	NA	PI	2+	
2325	Fiscal Tech II	2	0	Male	1	1	0	0	0	0	0	0
				Female	1	1	0	0	0	0	0	0
Grand Total #		2	0	Male #	1	1	0	0	0	0	0	
Grand Total %			0.0	Male %	50.0	50.0	0.0	0.0	0.0	0.0	0.0	
				Female #	1	1	0	0	0	0	0	
				Female%	50.0	50.0	0.0	0.0	0.0	0.0	0.0	

Maricopa County Community College District

Scottsdale Community College

Snapshot Date: 09/30/2017

Workforce Analysis

Organizational Unit: Cashiers

Job Code	JobTitle	Total		Total								
		EMP	MIN	EMP	W	AA	H	A	NA	PI	2+	
1311	Bursar	1	1	Male	1	0	0	1	0	0	0	0
				Female	0	0	0	0	0	0	0	
Grand Total #		1	1	Male #	1	0	0	1	0	0	0	0
Grand Total %			100.0	Male %	100.0	0.0	0.0	100.0	0.0	0.0	0.0	0.0
				Female #	0	0	0	0	0	0	0	0
				Female%	0.0	0.0	0.0	0.0	0.0	0.0	0.0	0.0

Maricopa County Community College District

Scottsdale Community College

Snapshot Date: 09/30/2017

Workforce Analysis

Organizational Unit: CGPS-Pecos

Job Code	JobTitle	Total		Total								
		EMP	MIN	EMP	W	AA	H	A	NA	PI	2+	
4880	Public Safety Aide	1	0	Male	1	1	0	0	0	0	0	0
				Female	0	0	0	0	0	0	0	0
Grand Total #		1	0	Male #	1	1	0	0	0	0	0	
Grand Total %			0.0	Male %	100.0	100.0	0.0	0.0	0.0	0.0	0.0	
				Female #	0	0	0	0	0	0	0	
				Female%	0.0	0.0	0.0	0.0	0.0	0.0	0.0	

Maricopa County Community College District
Scottsdale Community College
Workforce Analysis

Snapshot Date: 09/30/2017

Organizational Unit: Chemistry

Job Code	JobTitle	Total		Total								
		EMP	MIN	EMP	W	AA	H	A	NA	PI	2+	
2775	Science Lab Tech	1	0	Male	1	1	0	0	0	0	0	0
				Female	0	0	0	0	0	0	0	0
4205	Adjunct Faculty Evening	1	1	Male	1	0	1	0	0	0	0	0
				Female	0	0	0	0	0	0	0	0
7130	Chemistry	3	1	Male	2	2	0	0	0	0	0	0
				Female	1	0	1	0	0	0	0	0
Grand Total #		5	2	Male #	4	3	1	0	0	0	0	0
Grand Total %			40.0	Male %	80.0	60.0	20.0	0.0	0.0	0.0	0.0	0.0
				Female #	1	0	1	0	0	0	0	0
				Female%	20.0	0.0	20.0	0.0	0.0	0.0	0.0	0.0

Maricopa County Community College District
Scottsdale Community College
Workforce Analysis

Snapshot Date: 09/30/2017

Organizational Unit: Civic & Global Engagement

Job Code	JobTitle	Total		Total								
		EMP	MIN	EMP	W	AA	H	A	NA	PI	2+	
1146	Coord Student Success Programs	1	0	Male	0	0	0	0	0	0	0	0
				Female	1	1	0	0	0	0	0	
1458	Coord Student Svcs	1	0	Male	0	0	0	0	0	0	0	
				Female	1	1	0	0	0	0	0	
2910	Admin Secretary II	1	1	Male	0	0	0	0	0	0	0	
				Female	1	0	0	0	1	0	0	
Grand Total #		3	1	Male #	0	0	0	0	0	0	0	
Grand Total %			33.3	Male %	0.0	0.0	0.0	0.0	0.0	0.0	0.0	
				Female #	3	2	0	0	1	0	0	
				Female%	100.0	66.7	0.0	0.0	33.3	0.0	0.0	

Maricopa County Community College District

Scottsdale Community College

Snapshot Date: 09/30/2017

Workforce Analysis

Organizational Unit: College Business Services

Job Code	JobTitle	Total		Total									
		EMP	MIN	EMP	W	AA	H	A	NA	PI	2+		
2325	Fiscal Tech II	1	0	Male	0	0	0	0	0	0	0	0	0
				Female	1	1	0	0	0	0	0	0	0
2625	Property Cntrl Tech	1	1	Male	1	0	0	1	0	0	0	0	
				Female	0	0	0	0	0	0	0	0	
3160	Receiving Clerk	1	1	Male	1	0	0	1	0	0	0	0	
				Female	0	0	0	0	0	0	0	0	
Grand Total #		3	2	Male #	2	0	0	2	0	0	0	0	
Grand Total %			66.7	Male %	66.7	0.0	0.0	66.7	0.0	0.0	0.0	0.0	
				Female #	1	1	0	0	0	0	0	0	
				Female%	33.3	33.3	0.0	0.0	0.0	0.0	0.0	0.0	

Maricopa County Community College District

Scottsdale Community College

Snapshot Date: 09/30/2017

Workforce Analysis

Organizational Unit: College Personnel Office

Job Code	JobTitle	Total		Total								
		EMP	MIN	EMP	W	AA	H	A	NA	PI	2+	
1325	Coord Human Resources Svcs	1	1	Male	0	0	0	0	0	0	0	0
				Female	1	0	0	1	0	0	0	0
2956	Human Resources Asst III	1	1	Male	1	0	0	1	0	0	0	0
				Female	0	0	0	0	0	0	0	0
Grand Total #		2	2	Male #	1	0	0	1	0	0	0	0
Grand Total %			100.0	Male %	50.0	0.0	0.0	50.0	0.0	0.0	0.0	0.0
				Female #	1	0	0	1	0	0	0	0
				Female%	50.0	0.0	0.0	50.0	0.0	0.0	0.0	0.0

Maricopa County Community College District

Scottsdale Community College

Snapshot Date: 09/30/2017

Workforce Analysis

Organizational Unit: College Safety

Job Code	JobTitle	Total		Total								
		EMP	MIN	EMP	W	AA	H	A	NA	PI	2+	
4880	Public Safety Aide	2	0	Male	2	2	0	0	0	0	0	0
				Female	0	0	0	0	0	0	0	0
Grand Total #		2	0	Male #	2	2	0	0	0	0	0	
Grand Total %			0.0	Male %	100.0	100.0	0.0	0.0	0.0	0.0	0.0	
				Female #	0	0	0	0	0	0	0	
				Female%	0.0	0.0	0.0	0.0	0.0	0.0	0.0	

Maricopa County Community College District

Scottsdale Community College

Snapshot Date: 09/30/2017

Workforce Analysis

Organizational Unit: Comm,Reading,ASL,Edu

Job Code	JobTitle	Total		Total								
		EMP	MIN	EMP	W	AA	H	A	NA	PI	2+	
8150	Reading	1	0	Male	0	0	0	0	0	0	0	0
				Female	1	1	0	0	0	0	0	0
Grand Total #		1	0	Male #	0	0	0	0	0	0	0	
Grand Total %			0.0	Male %	0.0	0.0	0.0	0.0	0.0	0.0	0.0	
				Female #	1	1	0	0	0	0	0	
				Female%	100.0	100.0	0.0	0.0	0.0	0.0	0.0	

**Maricopa County Community College District
 Scottsdale Community College
 Workforce Analysis**

Snapshot Date: 09/30/2017

Organizational Unit: Communication

Job Code	JobTitle	Total		Total								
		EMP	MIN	EMP	W	AA	H	A	NA	PI	2+	
171	Learning Facilitator	1	0	Male	0	0	0	0	0	0	0	0
				Female	1	1	0	0	0	0	0	0
4204	Adjunct Faculty Day	4	0	Male	0	0	0	0	0	0	0	0
				Female	4	4	0	0	0	0	0	0
Grand Total #		5	0	Male #	0	0	0	0	0	0	0	0
Grand Total %			0.0	Male %	0.0	0.0	0.0	0.0	0.0	0.0	0.0	0.0
				Female #	5	5	0	0	0	0	0	0
				Female%	100.0	100.0	0.0	0.0	0.0	0.0	0.0	0.0

Maricopa County Community College District

Scottsdale Community College

Snapshot Date: 09/30/2017

Workforce Analysis

Organizational Unit: Communication-INT Trng-ASL

Job Code	JobTitle	Total		Total								
		EMP	MIN	EMP	W	AA	H	A	NA	PI	2+	
4075	Temp Level 2	1	0	Male	1	1	0	0	0	0	0	0
				Female	0	0	0	0	0	0	0	0
Grand Total #		1	0	Male #	1	1	0	0	0	0	0	0
Grand Total %			0.0	Male %	100.0	100.0	0.0	0.0	0.0	0.0	0.0	0.0
				Female #	0	0	0	0	0	0	0	0
				Female%	0.0	0.0	0.0	0.0	0.0	0.0	0.0	0.0

Maricopa County Community College District

Scottsdale Community College

Snapshot Date: 09/30/2017

Workforce Analysis

Organizational Unit: Communication/Fine Arts Div

Job Code	JobTitle	Total		Total								
		EMP	MIN	EMP	W	AA	H	A	NA	PI	2+	
4075	Temp Level 2	1	0	Male	1	1	0	0	0	0	0	0
				Female	0	0	0	0	0	0	0	0
Grand Total #		1	0	Male #	1	1	0	0	0	0	0	
Grand Total %			0.0	Male %	100.0	100.0	0.0	0.0	0.0	0.0	0.0	
				Female #	0	0	0	0	0	0	0	
				Female%	0.0	0.0	0.0	0.0	0.0	0.0	0.0	

Maricopa County Community College District

Scottsdale Community College

Snapshot Date: 09/30/2017

Workforce Analysis

Organizational Unit: Communication/Performing Arts

Job Code	JobTitle	Total		Total								
		EMP	MIN	EMP	W	AA	H	A	NA	PI	2+	
2910	Admin Secretary II	1	0	Male	0	0	0	0	0	0	0	0
				Female	1	1	0	0	0	0	0	0
7180	Communication	3	1	Male	2	1	0	1	0	0	0	0
				Female	1	1	0	0	0	0	0	0
8332	Humanities	1	0	Male	0	0	0	0	0	0	0	0
				Female	1	1	0	0	0	0	0	0
Grand Total #		5	1	Male #	2	1	0	1	0	0	0	0
Grand Total %			20.0	Male %	40.0	20.0	0.0	20.0	0.0	0.0	0.0	0.0
				Female #	3	3	0	0	0	0	0	0
				Female%	60.0	60.0	0.0	0.0	0.0	0.0	0.0	0.0

Maricopa County Community College District

Scottsdale Community College

Snapshot Date: 09/30/2017

Workforce Analysis

Organizational Unit: Community Center

Job Code	JobTitle	Total		Total									
		EMP	MIN	EMP	W	AA	H	A	NA	PI	2+		
2785	Office Coord II	1	0	Male	0	0	0	0	0	0	0	0	0
				Female	1	1	0	0	0	0	0	0	0
2910	Admin Secretary II	1	0	Male	0	0	0	0	0	0	0	0	0
				Female	1	1	0	0	0	0	0	0	0
4910	Maint Asst	1	1	Male	1	0	0	1	0	0	0	0	0
				Female	0	0	0	0	0	0	0	0	0
Grand Total #		3	1	Male #	1	0	0	1	0	0	0	0	0
Grand Total %			33.3	Male %	33.3	0.0	0.0	33.3	0.0	0.0	0.0	0.0	0.0
				Female #	2	2	0	0	0	0	0	0	0
				Female%	66.7	66.7	0.0	0.0	0.0	0.0	0.0	0.0	0.0

Maricopa County Community College District

Scottsdale Community College

Snapshot Date: 09/30/2017

Workforce Analysis

Organizational Unit: Community Development Sites

Job Code	JobTitle	Total		Total								
		EMP	MIN	EMP	W	AA	H	A	NA	PI	2+	
4079	Temp MAT Equiv Grade 15	1	0	Male	0	0	0	0	0	0	0	0
				Female	1	1	0	0	0	0	0	0
Grand Total #		1	0	Male #	0	0	0	0	0	0	0	0
Grand Total %			0.0	Male %	0.0	0.0	0.0	0.0	0.0	0.0	0.0	0.0
				Female #	1	1	0	0	0	0	0	0
				Female%	100.0	100.0	0.0	0.0	0.0	0.0	0.0	0.0

Maricopa County Community College District

Scottsdale Community College

Snapshot Date: 09/30/2017

Workforce Analysis

Organizational Unit: Comp Creative Writing and Lit

Job Code	JobTitle	Total		Total								
		EMP	MIN	EMP	W	AA	H	A	NA	PI	2+	
4037	Student Lrning Facilitator II	5	3	Male	5	2	2	0	0	1	0	0
				Female	0	0	0	0	0	0	0	
4076	Temp Level 3	13	5	Male	7	5	0	0	2	0	0	0
				Female	6	3	0	1	1	1	0	0
Grand Total #		18	8	Male #	12	7	2	0	2	1	0	0
Grand Total %			44.4	Male %	66.7	38.9	11.1	0.0	11.1	5.6	0.0	0.0
				Female #	6	3	0	1	1	1	0	0
				Female%	33.3	16.7	0.0	5.6	5.6	5.6	0.0	0.0

Maricopa County Community College District
Scottsdale Community College
Workforce Analysis

Snapshot Date: 09/30/2017

Organizational Unit: Computer Information Systems

Job Code	JobTitle	Total		Total								
		EMP	MIN	EMP	W	AA	H	A	NA	PI	2+	
4204	Adjunct Faculty Day	6	0	Male	1	1	0	0	0	0	0	0
				Female	5	5	0	0	0	0	0	0
4205	Adjunct Faculty Evening	2	0	Male	2	2	0	0	0	0	0	0
				Female	0	0	0	0	0	0	0	0
Grand Total #		8	0	Male #	3	3	0	0	0	0	0	0
Grand Total %			0.0	Male %	37.5	37.5	0.0	0.0	0.0	0.0	0.0	0.0
				Female #	5	5	0	0	0	0	0	0
				Female%	62.5	62.5	0.0	0.0	0.0	0.0	0.0	0.0

**Maricopa County Community College District
Scottsdale Community College
Workforce Analysis**

Snapshot Date: 09/30/2017

Organizational Unit: Counseling

Job Code	JobTitle	Total		Total								
		EMP	MIN	EMP	W	AA	H	A	NA	PI	2+	
3110	Admin Secretary I	1	0	Male	0	0	0	0	0	0	0	0
				Female	1	1	0	0	0	0	0	0
4204	Adjunct Faculty Day	4	1	Male	0	0	0	0	0	0	0	0
				Female	4	3	1	0	0	0	0	0
4205	Adjunct Faculty Evening	2	0	Male	0	0	0	0	0	0	0	0
				Female	2	2	0	0	0	0	0	0
4212	Service Fac Adjunct Day	1	0	Male	0	0	0	0	0	0	0	0
				Female	1	1	0	0	0	0	0	0
4218	Svcs Fac Adj Evening	2	0	Male	1	1	0	0	0	0	0	0
				Female	1	1	0	0	0	0	0	0
7200	Counselor	3	2	Male	0	0	0	0	0	0	0	0
				Female	3	1	0	1	0	1	0	0
Grand Total #		13	3	Male #	1	1	0	0	0	0	0	0
Grand Total %			23.1	Male %	7.7	7.7	0.0	0.0	0.0	0.0	0.0	0.0
				Female #	12	9	1	1	0	1	0	0
				Female%	92.3	69.2	7.7	7.7	0.0	7.7	0.0	0.0

**Maricopa County Community College District
 Scottsdale Community College
 Workforce Analysis**

Snapshot Date: 09/30/2017

Organizational Unit: Crafts

Job Code	JobTitle	Total		Total								
		EMP	MIN	EMP	W	AA	H	A	NA	PI	2+	
4550	Carpenter	1	0	Male	1	1	0	0	0	0	0	0
				Female	0	0	0	0	0	0	0	0
4555	Electrician	1	0	Male	1	1	0	0	0	0	0	0
				Female	0	0	0	0	0	0	0	0
4565	Plumber	1	0	Male	1	1	0	0	0	0	0	0
				Female	0	0	0	0	0	0	0	0
4630	Painter	2	0	Male	2	2	0	0	0	0	0	0
				Female	0	0	0	0	0	0	0	0
4840	Building Maint Tech	1	0	Male	1	1	0	0	0	0	0	0
				Female	0	0	0	0	0	0	0	0
Grand Total #		6	0	Male #	6	6	0	0	0	0	0	0
Grand Total %			0.0	Male %	100.0	100.0	0.0	0.0	0.0	0.0	0.0	0.0
				Female #	0	0	0	0	0	0	0	0
				Female%	0.0	0.0	0.0	0.0	0.0	0.0	0.0	0.0

Maricopa County Community College District

Scottsdale Community College

Snapshot Date: 09/30/2017

Workforce Analysis

Organizational Unit: Criminal Jus,ER Response&Legal

Job Code	JobTitle	Total		Total								
		EMP	MIN	EMP	W	AA	H	A	NA	PI	2+	
4080	Temp MAT Equiv Grade 16	1	0	Male	1	1	0	0	0	0	0	0
				Female	0	0	0	0	0	0	0	0
Grand Total #		1	0	Male #	1	1	0	0	0	0	0	0
Grand Total %			0.0	Male %	100.0	100.0	0.0	0.0	0.0	0.0	0.0	0.0
				Female #	0	0	0	0	0	0	0	0
				Female%	0.0	0.0	0.0	0.0	0.0	0.0	0.0	0.0

Maricopa County Community College District

Scottsdale Community College

Snapshot Date: 09/30/2017

Workforce Analysis

Organizational Unit: Ctr Crrclm/Trnsfr Articulation

Job Code	JobTitle	Total		Total								
		EMP	MIN	EMP	W	AA	H	A	NA	PI	2+	
4075	Temp Level 2	2	0	Male	0	0	0	0	0	0	0	0
				Female	2	2	0	0	0	0	0	0
Grand Total #		2	0	Male #	0	0	0	0	0	0	0	
Grand Total %			0.0	Male %	0.0	0.0	0.0	0.0	0.0	0.0	0.0	
				Female #	2	2	0	0	0	0	0	
				Female%	100.0	100.0	0.0	0.0	0.0	0.0	0.0	

Maricopa County Community College District

Scottsdale Community College

Snapshot Date: 09/30/2017

Workforce Analysis

Organizational Unit: Ctr for Comm & Civic Engagemnt

Job Code	JobTitle	Total		Total								
		EMP	MIN	EMP	W	AA	H	A	NA	PI	2+	
4075	Temp Level 2	1	0	Male	1	1	0	0	0	0	0	0
				Female	0	0	0	0	0	0	0	0
Grand Total #		1	0	Male #	1	1	0	0	0	0	0	0
Grand Total %			0.0	Male %	100.0	100.0	0.0	0.0	0.0	0.0	0.0	0.0
				Female #	0	0	0	0	0	0	0	0
				Female%	0.0	0.0	0.0	0.0	0.0	0.0	0.0	0.0

Maricopa County Community College District
Scottsdale Community College
Workforce Analysis

Snapshot Date: 09/30/2017

Organizational Unit: Culinary

Job Code	JobTitle	Total		Total								
		EMP	MIN	EMP	W	AA	H	A	NA	PI	2+	
3110	Admin Secretary I	1	0	Male	0	0	0	0	0	0	0	0
				Female	1	1	0	0	0	0	0	0
4204	Adjunct Faculty Day	4	0	Male	3	3	0	0	0	0	0	
				Female	1	1	0	0	0	0	0	
4205	Adjunct Faculty Evening	1	1	Male	0	0	0	0	0	0	0	
				Female	1	0	0	1	0	0	0	
7215	Culinary Arts	2	1	Male	2	1	1	0	0	0	0	
				Female	0	0	0	0	0	0	0	
Grand Total #		8	2	Male #	5	4	1	0	0	0	0	
Grand Total %			25.0	Male %	62.5	50.0	12.5	0.0	0.0	0.0	0.0	
				Female #	3	2	0	1	0	0	0	
				Female%	37.5	25.0	0.0	12.5	0.0	0.0	0.0	

Maricopa County Community College District

Scottsdale Community College

Snapshot Date: 09/30/2017

Workforce Analysis

Organizational Unit: Curriculum Office

Job Code	JobTitle	Total		Total								
		EMP	MIN	EMP	W	AA	H	A	NA	PI	2+	
2730	Admin Secretary III	1	0	Male	0	0	0	0	0	0	0	0
				Female	1	1	0	0	0	0	0	0
Grand Total #		1	0	Male #	0	0	0	0	0	0	0	0
Grand Total %			0.0	Male %	0.0	0.0	0.0	0.0	0.0	0.0	0.0	0.0
				Female #	1	1	0	0	0	0	0	0
				Female%	100.0	100.0	0.0	0.0	0.0	0.0	0.0	0.0

Maricopa County Community College District
Scottsdale Community College
Workforce Analysis

Snapshot Date: 09/30/2017

Organizational Unit: Dance

Job Code	JobTitle	Total		Total								
		EMP	MIN	EMP	W	AA	H	A	NA	PI	2+	
4028	Substitute Pay Day Inst	1	0	Male	0	0	0	0	0	0	0	0
				Female	1	1	0	0	0	0	0	0
4204	Adjunct Faculty Day	6	0	Male	0	0	0	0	0	0	0	0
				Female	6	6	0	0	0	0	0	0
4205	Adjunct Faculty Evening	2	1	Male	1	0	0	1	0	0	0	0
				Female	1	1	0	0	0	0	0	0
Grand Total #		9	1	Male #	1	0	0	1	0	0	0	0
Grand Total %			11.1	Male %	11.1	0.0	0.0	11.1	0.0	0.0	0.0	0.0
				Female #	8	8	0	0	0	0	0	0
				Female%	88.9	88.9	0.0	0.0	0.0	0.0	0.0	0.0

Maricopa County Community College District

Scottsdale Community College

Snapshot Date: 09/30/2017

Workforce Analysis

Organizational Unit: Dean of Student Affairs

Job Code	JobTitle	Total		Total								
		EMP	MIN	EMP	W	AA	H	A	NA	PI	2+	
109	Dir Svcs Learning	1	0	Male	0	0	0	0	0	0	0	0
				Female	1	1	0	0	0	0	0	0
230	Dir College Student Educ Svcs	1	0	Male	0	0	0	0	0	0	0	0
				Female	1	1	0	0	0	0	0	0
675	Coord American Indian Program	1	1	Male	0	0	0	0	0	0	0	0
				Female	1	0	0	0	0	1	0	0
731	Dir Athletics	1	0	Male	1	1	0	0	0	0	0	0
				Female	0	0	0	0	0	0	0	0
Grand Total #		4	1	Male #	1	1	0	0	0	0	0	0
Grand Total %			25.0	Male %	25.0	25.0	0.0	0.0	0.0	0.0	0.0	0.0
				Female #	3	2	0	0	0	1	0	0
				Female%	75.0	50.0	0.0	0.0	0.0	25.0	0.0	0.0

Maricopa County Community College District

Scottsdale Community College

Snapshot Date: 09/30/2017

Workforce Analysis

Organizational Unit: Desktop Media Support

Job Code	JobTitle	Total		Total								
		EMP	MIN	EMP	W	AA	H	A	NA	PI	2+	
2707	Client Support Analyst	1	0	Male	1	1	0	0	0	0	0	0
				Female	0	0	0	0	0	0	0	0
Grand Total #		1	0	Male #	1	1	0	0	0	0	0	
Grand Total %			0.0	Male %	100.0	100.0	0.0	0.0	0.0	0.0	0.0	
				Female #	0	0	0	0	0	0	0	
				Female%	0.0	0.0	0.0	0.0	0.0	0.0	0.0	

Maricopa County Community College District

Scottsdale Community College

Snapshot Date: 09/30/2017

Workforce Analysis

Organizational Unit: Director Admissions, Reg&Rec

Job Code	JobTitle	Total		Total								
		EMP	MIN	EMP	W	AA	H	A	NA	PI	2+	
1305	Admin Asst II	1	1	Male	1	0	0	1	0	0	0	0
				Female	0	0	0	0	0	0	0	
Grand Total #		1	1	Male #	1	0	0	1	0	0	0	0
Grand Total %			100.0	Male %	100.0	0.0	0.0	100.0	0.0	0.0	0.0	0.0
				Female #	0	0	0	0	0	0	0	0
				Female%	0.0	0.0	0.0	0.0	0.0	0.0	0.0	0.0

Maricopa County Community College District

Scottsdale Community College

Snapshot Date: 09/30/2017

Workforce Analysis

Organizational Unit: DL Teaching & Learning

Job Code	JobTitle	Total		Total								
		EMP	MIN	EMP	W	AA	H	A	NA	PI	2+	
4071	Specially Funded	1	0	Male	0	0	0	0	0	0	0	0
				Female	1	1	0	0	0	0	0	0
Grand Total #		1	0	Male #	0	0	0	0	0	0	0	
Grand Total %			0.0	Male %	0.0	0.0	0.0	0.0	0.0	0.0	0.0	
				Female #	1	1	0	0	0	0	0	
				Female%	100.0	100.0	0.0	0.0	0.0	0.0	0.0	

Maricopa County Community College District

Scottsdale Community College

Snapshot Date: 09/30/2017

Workforce Analysis

Organizational Unit: Drafting

Job Code	JobTitle	Total		Total								
		EMP	MIN	EMP	W	AA	H	A	NA	PI	2+	
4204	Adjunct Faculty Day	2	1	Male	2	1	0	1	0	0	0	0
				Female	0	0	0	0	0	0	0	
8804	Drafting	1	0	Male	1	1	0	0	0	0	0	
				Female	0	0	0	0	0	0	0	
Grand Total #		3	1	Male #	3	2	0	1	0	0	0	
Grand Total %			33.3	Male %	100.0	66.7	0.0	33.3	0.0	0.0	0.0	
				Female #	0	0	0	0	0	0	0	
				Female%	0.0	0.0	0.0	0.0	0.0	0.0	0.0	

Maricopa County Community College District

Scottsdale Community College

Snapshot Date: 09/30/2017

Workforce Analysis

Organizational Unit: Education

Job Code	JobTitle	Total		Total									
		EMP	MIN	EMP	W	AA	H	A	NA	PI	2+		
7290	Education	1	0	Male	0	0	0	0	0	0	0	0	0
				Female	1	1	0	0	0	0	0	0	0
Grand Total #		1	0	Male #	0	0	0	0	0	0	0	0	
Grand Total %			0.0	Male %	0.0	0.0	0.0	0.0	0.0	0.0	0.0	0.0	
				Female #	1	1	0	0	0	0	0	0	
				Female%	100.0	100.0	0.0	0.0	0.0	0.0	0.0	0.0	

Maricopa County Community College District

Scottsdale Community College

Snapshot Date: 09/30/2017

Workforce Analysis

Organizational Unit: Educational Cntr-Inst

Job Code	JobTitle	Total		Total								
		EMP	MIN	EMP	W	AA	H	A	NA	PI	2+	
4077	Temp MAT Equiv Grade 13	2	1	Male	1	1	0	0	0	0	0	0
				Female	1	0	0	0	0	1	0	0
Grand Total #		2	1	Male #	1	1	0	0	0	0	0	0
Grand Total %			50.0	Male %	50.0	50.0	0.0	0.0	0.0	0.0	0.0	0.0
				Female #	1	0	0	0	0	1	0	0
				Female%	50.0	0.0	0.0	0.0	0.0	50.0	0.0	0.0

Maricopa County Community College District
Scottsdale Community College
Workforce Analysis

Snapshot Date: 09/30/2017

Organizational Unit: English

Job Code	JobTitle	Total		Total								
		EMP	MIN	EMP	W	AA	H	A	NA	PI	2+	
4204	Adjunct Faculty Day	6	1	Male	2	2	0	0	0	0	0	0
				Female	4	3	0	1	0	0	0	0
4205	Adjunct Faculty Evening	4	0	Male	2	2	0	0	0	0	0	0
				Female	2	2	0	0	0	0	0	0
6381	English Composition	4	1	Male	2	1	0	0	1	0	0	0
				Female	2	2	0	0	0	0	0	0
6451	Learning Assoc	1	0	Male	0	0	0	0	0	0	0	0
				Female	1	1	0	0	0	0	0	0
7320	English	8	1	Male	4	3	0	1	0	0	0	0
				Female	4	4	0	0	0	0	0	0
8150	Reading	1	0	Male	0	0	0	0	0	0	0	0
				Female	1	1	0	0	0	0	0	0
8200	Spanish	1	0	Male	1	1	0	0	0	0	0	0
				Female	0	0	0	0	0	0	0	0
8369	English as a Second Language	1	0	Male	0	0	0	0	0	0	0	0
				Female	1	1	0	0	0	0	0	0
Grand Total #		26	3	Male #	11	9	0	1	1	0	0	0
Grand Total %			11.5	Male %	42.3	34.6	0.0	3.8	3.8	0.0	0.0	0.0
				Female #	15	14	0	1	0	0	0	0
				Female%	57.7	53.8	0.0	3.8	0.0	0.0	0.0	0.0

Maricopa County Community College District

Scottsdale Community College

Snapshot Date: 09/30/2017

Workforce Analysis

Organizational Unit: English Division

Job Code	JobTitle	Total		Total								
		EMP	MIN	EMP	W	AA	H	A	NA	PI	2+	
4204	Adjunct Faculty Day	1	0	Male	0	0	0	0	0	0	0	0
				Female	1	1	0	0	0	0	0	0
Grand Total #		1	0	Male #	0	0	0	0	0	0	0	0
Grand Total %			0.0	Male %	0.0	0.0	0.0	0.0	0.0	0.0	0.0	0.0
				Female #	1	1	0	0	0	0	0	0
				Female%	100.0	100.0	0.0	0.0	0.0	0.0	0.0	0.0

Maricopa County Community College District

Scottsdale Community College

Snapshot Date: 09/30/2017

Workforce Analysis

Organizational Unit: English, Wrld Lang, Journalism

Job Code	JobTitle	Total		Total									
		EMP	MIN	EMP	W	AA	H	A	NA	PI	2+		
2730	Admin Secretary III	2	0	Male	0	0	0	0	0	0	0	0	0
				Female	2	2	0	0	0	0	0	0	0
7320	English	1	0	Male	0	0	0	0	0	0	0	0	
				Female	1	1	0	0	0	0	0	0	
925	Dir Learning Ctr	1	0	Male	0	0	0	0	0	0	0	0	
				Female	1	1	0	0	0	0	0	0	
Grand Total #		4	0	Male #	0	0	0	0	0	0	0	0	
Grand Total %			0.0	Male %	0.0	0.0	0.0	0.0	0.0	0.0	0.0	0.0	
				Female #	4	4	0	0	0	0	0	0	
				Female%	100.0	100.0	0.0	0.0	0.0	0.0	0.0	0.0	

Maricopa County Community College District

Scottsdale Community College

Snapshot Date: 09/30/2017

Workforce Analysis

Organizational Unit: Enrollment Management

Job Code	JobTitle	Total		Total								
		EMP	MIN	EMP	W	AA	H	A	NA	PI	2+	
230	Dir College Student Educ Svcs	1	0	Male	1	1	0	0	0	0	0	0
				Female	0	0	0	0	0	0	0	0
590	Dir Financial Aid	1	0	Male	0	0	0	0	0	0	0	0
				Female	1	1	0	0	0	0	0	0
791	Dir Advisement Svcs	1	1	Male	1	0	1	0	0	0	0	0
				Female	0	0	0	0	0	0	0	0
886	Coord Enrollment Svcs	1	0	Male	0	0	0	0	0	0	0	0
				Female	1	1	0	0	0	0	0	0
Grand Total #		4	1	Male #	2	1	1	0	0	0	0	0
Grand Total %			25.0	Male %	50.0	25.0	25.0	0.0	0.0	0.0	0.0	0.0
				Female #	2	2	0	0	0	0	0	0
				Female%	50.0	50.0	0.0	0.0	0.0	0.0	0.0	0.0

Maricopa County Community College District

Scottsdale Community College

Snapshot Date: 09/30/2017

Workforce Analysis

Organizational Unit: Enrollment Management Services

Job Code	JobTitle	Total		Total								
		EMP	MIN	EMP	W	AA	H	A	NA	PI	2+	
4075	Temp Level 2	3	2	Male	1	1	0	0	0	0	0	0
				Female	2	0	1	1	0	0	0	
Grand Total #		3	2	Male #	1	1	0	0	0	0	0	0
Grand Total %			66.7	Male %	33.3	33.3	0.0	0.0	0.0	0.0	0.0	0.0
				Female #	2	0	1	1	0	0	0	0
				Female%	66.7	0.0	33.3	33.3	0.0	0.0	0.0	0.0

Maricopa County Community College District

Scottsdale Community College

Snapshot Date: 09/30/2017

Workforce Analysis

Organizational Unit: Enrollment Services

Job Code	JobTitle	Total		Total								
		EMP	MIN	EMP	W	AA	H	A	NA	PI	2+	
1457	Student Svcs Spec	1	1	Male	1	0	0	1	0	0	0	0
				Female	0	0	0	0	0	0	0	
Grand Total #		1	1	Male #	1	0	0	1	0	0	0	0
Grand Total %			100.0	Male %	100.0	0.0	0.0	100.0	0.0	0.0	0.0	0.0
				Female #	0	0	0	0	0	0	0	0
				Female%	0.0	0.0	0.0	0.0	0.0	0.0	0.0	0.0

Maricopa County Community College District

Scottsdale Community College

Snapshot Date: 09/30/2017

Workforce Analysis

Organizational Unit: Equine Science

Job Code	JobTitle	Total		Total								
		EMP	MIN	EMP	W	AA	H	A	NA	PI	2+	
4204	Adjunct Faculty Day	2	0	Male	0	0	0	0	0	0	0	0
				Female	2	2	0	0	0	0	0	0
4205	Adjunct Faculty Evening	2	0	Male	0	0	0	0	0	0	0	0
				Female	2	2	0	0	0	0	0	0
Grand Total #		4	0	Male #	0	0	0	0	0	0	0	
Grand Total %			0.0	Male %	0.0	0.0	0.0	0.0	0.0	0.0	0.0	
				Female #	4	4	0	0	0	0	0	
				Female%	100.0	100.0	0.0	0.0	0.0	0.0	0.0	

Maricopa County Community College District

Scottsdale Community College

Snapshot Date: 09/30/2017

Workforce Analysis

Organizational Unit: Film Humanities

Job Code	JobTitle	Total		Total								
		EMP	MIN	EMP	W	AA	H	A	NA	PI	2+	
4204	Adjunct Faculty Day	2	0	Male	1	1	0	0	0	0	0	0
				Female	1	1	0	0	0	0	0	0
Grand Total #		2	0	Male #	1	1	0	0	0	0	0	
Grand Total %			0.0	Male %	50.0	50.0	0.0	0.0	0.0	0.0	0.0	
				Female #	1	1	0	0	0	0	0	
				Female%	50.0	50.0	0.0	0.0	0.0	0.0	0.0	

Maricopa County Community College District

Scottsdale Community College

Snapshot Date: 09/30/2017

Workforce Analysis

Organizational Unit: Film School

Job Code	JobTitle	Total		Total									
		EMP	MIN	EMP	W	AA	H	A	NA	PI	2+		
2525	Audiovisual Tech	1	0	Male	1	1	0	0	0	0	0	0	0
				Female	0	0	0	0	0	0	0	0	0
Grand Total #		1	0	Male #	1	1	0	0	0	0	0	0	0
Grand Total %			0.0	Male %	100.0	100.0	0.0	0.0	0.0	0.0	0.0	0.0	0.0
				Female #	0	0	0	0	0	0	0	0	0
				Female%	0.0	0.0	0.0	0.0	0.0	0.0	0.0	0.0	0.0

Maricopa County Community College District

Scottsdale Community College

Snapshot Date: 09/30/2017

Workforce Analysis

Organizational Unit: Fin Aid Office

Job Code	JobTitle	Total		Total								
		EMP	MIN	EMP	W	AA	H	A	NA	PI	2+	
2570	Financial Aid Tech II	3	3	Male	0	0	0	0	0	0	0	0
				Female	3	0	1	1	0	1	0	0
Grand Total #		3	3	Male #	0	0	0	0	0	0	0	0
Grand Total %			100.0	Male %	0.0	0.0	0.0	0.0	0.0	0.0	0.0	0.0
				Female #	3	0	1	1	0	1	0	0
				Female%	100.0	0.0	33.3	33.3	0.0	33.3	0.0	0.0

Maricopa County Community College District

Scottsdale Community College

Snapshot Date: 09/30/2017

Workforce Analysis

Organizational Unit: Financial Aid & Placement

Job Code	JobTitle	Total		Total								
		EMP	MIN	EMP	W	AA	H	A	NA	PI	2+	
951	Asst Dir Financial Aid	1	0	Male	0	0	0	0	0	0	0	0
				Female	1	1	0	0	0	0	0	0
Grand Total #		1	0	Male #	0	0	0	0	0	0	0	0
Grand Total %			0.0	Male %	0.0	0.0	0.0	0.0	0.0	0.0	0.0	0.0
				Female #	1	1	0	0	0	0	0	0
				Female%	100.0	100.0	0.0	0.0	0.0	0.0	0.0	0.0

Maricopa County Community College District
Scottsdale Community College
Workforce Analysis

Snapshot Date: 09/30/2017

Organizational Unit: Fine Arts Div

Job Code	JobTitle	Total		Total								
		EMP	MIN	EMP	W	AA	H	A	NA	PI	2+	
2730	Admin Secretary III	1	0	Male	0	0	0	0	0	0	0	0
				Female	1	1	0	0	0	0	0	0
4307	Theatre Directors	1	0	Male	0	0	0	0	0	0	0	0
				Female	1	1	0	0	0	0	0	0
7062	Motion Pictures	2	0	Male	1	1	0	0	0	0	0	0
				Female	1	1	0	0	0	0	0	0
7180	Communication	1	0	Male	1	1	0	0	0	0	0	0
				Female	0	0	0	0	0	0	0	0
7550	Music	1	0	Male	0	0	0	0	0	0	0	0
				Female	1	1	0	0	0	0	0	0
8210	Speech Theatre	1	0	Male	0	0	0	0	0	0	0	0
				Female	1	1	0	0	0	0	0	0
8374	Theatre Arts	1	0	Male	1	1	0	0	0	0	0	0
				Female	0	0	0	0	0	0	0	0
8619	Computer Graphics	2	0	Male	0	0	0	0	0	0	0	0
				Female	2	2	0	0	0	0	0	0
Grand Total #		10	0	Male #	3	3	0	0	0	0	0	0
Grand Total %			0.0	Male %	30.0	30.0	0.0	0.0	0.0	0.0	0.0	0.0
				Female #	7	7	0	0	0	0	0	0
				Female%	70.0	70.0	0.0	0.0	0.0	0.0	0.0	0.0

Maricopa County Community College District

Scottsdale Community College

Snapshot Date: 09/30/2017

Workforce Analysis

Organizational Unit: Fitness Center

Job Code	JobTitle	Total		Total									
		EMP	MIN	EMP	W	AA	H	A	NA	PI	2+		
1156	Coord Wellness Education	1	0	Male	0	0	0	0	0	0	0	0	0
				Female	1	1	0	0	0	0	0	0	0
3515	Information Clerk	1	0	Male	0	0	0	0	0	0	0	0	0
				Female	1	1	0	0	0	0	0	0	0
Grand Total #		2	0	Male #	0	0	0	0	0	0	0	0	
Grand Total %			0.0	Male %	0.0	0.0	0.0	0.0	0.0	0.0	0.0	0.0	
				Female #	2	2	0	0	0	0	0	0	
				Female%	100.0	100.0	0.0	0.0	0.0	0.0	0.0	0.0	

**Maricopa County Community College District
 Scottsdale Community College
 Workforce Analysis**

Snapshot Date: 09/30/2017

Organizational Unit: Food and Nutrition

Job Code	JobTitle	Total		Total								
		EMP	MIN	EMP	W	AA	H	A	NA	PI	2+	
4204	Adjunct Faculty Day	5	0	Male	0	0	0	0	0	0	0	0
				Female	5	5	0	0	0	0	0	0
Grand Total #		5	0	Male #	0	0	0	0	0	0	0	
Grand Total %			0.0	Male %	0.0	0.0	0.0	0.0	0.0	0.0	0.0	
				Female #	5	5	0	0	0	0	0	
				Female%	100.0	100.0	0.0	0.0	0.0	0.0	0.0	

Maricopa County Community College District

Scottsdale Community College

Snapshot Date: 09/30/2017

Workforce Analysis

Organizational Unit: Foreign Languages

Job Code	JobTitle	Total		Total									
		EMP	MIN	EMP	W	AA	H	A	NA	PI	2+		
4205	Adjunct Faculty Evening	1	0	Male	0	0	0	0	0	0	0	0	0
				Female	1	1	0	0	0	0	0	0	0
8066	Italian	1	0	Male	1	1	0	0	0	0	0	0	
				Female	0	0	0	0	0	0	0	0	
8200	Spanish	1	0	Male	1	1	0	0	0	0	0	0	
				Female	0	0	0	0	0	0	0	0	
Grand Total #		3	0	Male #	2	2	0	0	0	0	0	0	
Grand Total %			0.0	Male %	66.7	66.7	0.0	0.0	0.0	0.0	0.0	0.0	
				Female #	1	1	0	0	0	0	0	0	
				Female%	33.3	33.3	0.0	0.0	0.0	0.0	0.0	0.0	

Maricopa County Community College District

Scottsdale Community College

Snapshot Date: 09/30/2017

Workforce Analysis

Organizational Unit: Geology

Job Code	JobTitle	Total		Total									
		EMP	MIN	EMP	W	AA	H	A	NA	PI	2+		
7380	Geology	1	0	Male	0	0	0	0	0	0	0	0	0
				Female	1	1	0	0	0	0	0	0	0
Grand Total #		1	0	Male #	0	0	0	0	0	0	0	0	
Grand Total %			0.0	Male %	0.0	0.0	0.0	0.0	0.0	0.0	0.0	0.0	
				Female #	1	1	0	0	0	0	0	0	
				Female%	100.0	100.0	0.0	0.0	0.0	0.0	0.0	0.0	

Maricopa County Community College District

Scottsdale Community College

Snapshot Date: 09/30/2017

Workforce Analysis

Organizational Unit: Grounds

Job Code	JobTitle	Total		Total								
		EMP	MIN	EMP	W	AA	H	A	NA	PI	2+	
158	Coord Ground Maint	1	0	Male	0	0	0	0	0	0	0	0
				Female	1	1	0	0	0	0	0	0
4900	Groundskeeper I	4	0	Male	4	4	0	0	0	0	0	0
				Female	0	0	0	0	0	0	0	0
Grand Total #		5	0	Male #	4	4	0	0	0	0	0	0
Grand Total %			0.0	Male %	80.0	80.0	0.0	0.0	0.0	0.0	0.0	0.0
				Female #	1	1	0	0	0	0	0	0
				Female%	20.0	20.0	0.0	0.0	0.0	0.0	0.0	0.0

Maricopa County Community College District

Scottsdale Community College

Snapshot Date: 09/30/2017

Workforce Analysis

Organizational Unit: History

Job Code	JobTitle	Total		Total								
		EMP	MIN	EMP	W	AA	H	A	NA	PI	2+	
4204	Adjunct Faculty Day	2	0	Male	2	2	0	0	0	0	0	0
				Female	0	0	0	0	0	0	0	0
Grand Total #		2	0	Male #	2	2	0	0	0	0	0	
Grand Total %			0.0	Male %	100.0	100.0	0.0	0.0	0.0	0.0	0.0	
				Female #	0	0	0	0	0	0	0	
				Female%	0.0	0.0	0.0	0.0	0.0	0.0	0.0	

Maricopa County Community College District

Scottsdale Community College

Snapshot Date: 09/30/2017

Workforce Analysis

Organizational Unit: Honors Program Admin

Job Code	JobTitle	Total		Total								
		EMP	MIN	EMP	W	AA	H	A	NA	PI	2+	
2785	Office Coord II	1	0	Male	0	0	0	0	0	0	0	0
				Female	1	1	0	0	0	0	0	0
Grand Total #		1	0	Male #	0	0	0	0	0	0	0	0
Grand Total %			0.0	Male %	0.0	0.0	0.0	0.0	0.0	0.0	0.0	0.0
				Female #	1	1	0	0	0	0	0	0
				Female%	100.0	100.0	0.0	0.0	0.0	0.0	0.0	0.0

Maricopa County Community College District
Scottsdale Community College
Workforce Analysis

Snapshot Date: 09/30/2017

Organizational Unit: Hospitality

Job Code	JobTitle	Total		Total									
		EMP	MIN	EMP	W	AA	H	A	NA	PI	2+		
4028	Substitute Pay Day Inst	1	0	Male	0	0	0	0	0	0	0	0	0
				Female	1	1	0	0	0	0	0	0	0
4204	Adjunct Faculty Day	2	1	Male	0	0	0	0	0	0	0	0	
				Female	2	1	0	1	0	0	0	0	
4205	Adjunct Faculty Evening	2	0	Male	2	2	0	0	0	0	0	0	
				Female	0	0	0	0	0	0	0	0	
7005	Hotel Restaurant Management	1	0	Male	1	1	0	0	0	0	0	0	
				Female	0	0	0	0	0	0	0	0	
7390	Hospitality	1	0	Male	0	0	0	0	0	0	0	0	
				Female	1	1	0	0	0	0	0	0	
Grand Total #		7	1	Male #	3	3	0	0	0	0	0	0	
Grand Total %			14.3	Male %	42.9	42.9	0.0	0.0	0.0	0.0	0.0	0.0	
				Female #	4	3	0	1	0	0	0	0	
				Female%	57.1	42.9	0.0	14.3	0.0	0.0	0.0	0.0	

Maricopa County Community College District

Scottsdale Community College

Snapshot Date: 09/30/2017

Workforce Analysis

Organizational Unit: Hspthly,Trsm & Culnry Div

Job Code	JobTitle	Total		Total								
		EMP	MIN	EMP	W	AA	H	A	NA	PI	2+	
2730	Admin Secretary III	1	0	Male	0	0	0	0	0	0	0	0
				Female	1	1	0	0	0	0	0	0
7215	Culinary Arts	2	1	Male	2	1	1	0	0	0	0	0
				Female	0	0	0	0	0	0	0	0
Grand Total #		3	1	Male #	2	1	1	0	0	0	0	0
Grand Total %			33.3	Male %	66.7	33.3	33.3	0.0	0.0	0.0	0.0	0.0
				Female #	1	1	0	0	0	0	0	0
				Female%	33.3	33.3	0.0	0.0	0.0	0.0	0.0	0.0

Maricopa County Community College District

Scottsdale Community College

Snapshot Date: 09/30/2017

Workforce Analysis

Organizational Unit: Indep Study Lab

Job Code	JobTitle	Total		Total								
		EMP	MIN	EMP	W	AA	H	A	NA	PI	2+	
2765	Learning Ctr Tech	2	0	Male	1	1	0	0	0	0	0	0
				Female	1	1	0	0	0	0	0	0
Grand Total #		2	0	Male #	1	1	0	0	0	0	0	
Grand Total %			0.0	Male %	50.0	50.0	0.0	0.0	0.0	0.0	0.0	
				Female #	1	1	0	0	0	0	0	
				Female%	50.0	50.0	0.0	0.0	0.0	0.0	0.0	

Maricopa County Community College District
Scottsdale Community College
Workforce Analysis

Snapshot Date: 09/30/2017

Organizational Unit: Information Technology Systems

Job Code	JobTitle	Total		Total								
		EMP	MIN	EMP	W	AA	H	A	NA	PI	2+	
1121	Systems Application Analyst	1	0	Male	0	0	0	0	0	0	0	0
				Female	1	1	0	0	0	0	0	
1351	Supv Network Svcs	2	1	Male	2	1	1	0	0	0	0	
				Female	0	0	0	0	0	0		
2628	Sr Database Admin	1	1	Male	1	0	0	0	1	0	0	
				Female	0	0	0	0	0	0		
2633	Enterprise Systems Admin	1	0	Male	1	1	0	0	0	0	0	
				Female	0	0	0	0	0	0		
781	Mgr Tech Support	1	0	Male	1	1	0	0	0	0	0	
				Female	0	0	0	0	0	0		
Grand Total #		6	2	Male #	5	3	1	0	1	0	0	
Grand Total %			33.3	Male %	83.3	50.0	16.7	0.0	16.7	0.0	0.0	
				Female #	1	1	0	0	0	0	0	
				Female%	16.7	16.7	0.0	0.0	0.0	0.0	0.0	

Maricopa County Community College District
Scottsdale Community College
Workforce Analysis

Snapshot Date: 09/30/2017

Organizational Unit: Institutional Advancement

Job Code	JobTitle	Total		Total								
		EMP	MIN	EMP	W	AA	H	A	NA	PI	2+	
1097	Coord Internal Communications	1	1	Male	1	0	0	1	0	0	0	0
				Female	0	0	0	0	0	0	0	
2910	Admin Secretary II	1	0	Male	0	0	0	0	0	0	0	0
				Female	1	1	0	0	0	0	0	0
493	Dir Development	1	0	Male	1	1	0	0	0	0	0	0
				Female	0	0	0	0	0	0	0	0
Grand Total #		3	1	Male #	2	1	0	1	0	0	0	0
Grand Total %			33.3	Male %	66.7	33.3	0.0	33.3	0.0	0.0	0.0	0.0
				Female #	1	1	0	0	0	0	0	0
				Female%	33.3	33.3	0.0	0.0	0.0	0.0	0.0	0.0

Maricopa County Community College District

Scottsdale Community College

Snapshot Date: 09/30/2017

Workforce Analysis

Organizational Unit: Institutional Research

Job Code	JobTitle	Total		Total								
		EMP	MIN	EMP	W	AA	H	A	NA	PI	2+	
1170	Institutional Research Analyst	1	0	Male	0	0	0	0	0	0	0	0
				Female	1	1	0	0	0	0	0	0
Grand Total #		1	0	Male #	0	0	0	0	0	0	0	0
Grand Total %			0.0	Male %	0.0	0.0	0.0	0.0	0.0	0.0	0.0	0.0
				Female #	1	1	0	0	0	0	0	0
				Female%	100.0	100.0	0.0	0.0	0.0	0.0	0.0	0.0

Maricopa County Community College District

Scottsdale Community College

Snapshot Date: 09/30/2017

Workforce Analysis

Organizational Unit: Instructional Computing

Job Code	JobTitle	Total		Total								
		EMP	MIN	EMP	W	AA	H	A	NA	PI	2+	
1355	Tech Trainer	1	0	Male	1	1	0	0	0	0	0	0
				Female	0	0	0	0	0	0	0	0
		Grand Total #	1	0	Male #	1	1	0	0	0	0	0
		Grand Total %		0.0	Male %	100.0	100.0	0.0	0.0	0.0	0.0	0.0
					Female #	0	0	0	0	0	0	0
					Female%	0.0	0.0	0.0	0.0	0.0	0.0	0.0

Maricopa County Community College District

Scottsdale Community College

Snapshot Date: 09/30/2017

Workforce Analysis

Organizational Unit: Instructional Support

Job Code	JobTitle	Total		Total								
		EMP	MIN	EMP	W	AA	H	A	NA	PI	2+	
2565	Exec Secretary I	1	1	Male	0	0	0	0	0	0	0	0
				Female	1	0	0	0	1	0	0	0
Grand Total #		1	1	Male #	0	0	0	0	0	0	0	0
Grand Total %			100.0	Male %	0.0	0.0	0.0	0.0	0.0	0.0	0.0	0.0
				Female #	1	0	0	0	1	0	0	0
				Female%	100.0	0.0	0.0	0.0	100.0	0.0	0.0	0.0

Maricopa County Community College District

Scottsdale Community College

Snapshot Date: 09/30/2017

Workforce Analysis

Organizational Unit: Instructional Technology Svcs

Job Code	JobTitle	Total		Total									
		EMP	MIN	EMP	W	AA	H	A	NA	PI	2+		
1010	Project Coord	1	0	Male	0	0	0	0	0	0	0	0	0
				Female	1	1	0	0	0	0	0	0	0
1286	Coord Media Svcs	1	0	Male	1	1	0	0	0	0	0	0	0
				Female	0	0	0	0	0	0	0	0	0
2565	Exec Secretary I	1	0	Male	0	0	0	0	0	0	0	0	0
				Female	1	1	0	0	0	0	0	0	0
Grand Total #		3	0	Male #	1	1	0	0	0	0	0	0	0
Grand Total %			0.0	Male %	33.3	33.3	0.0	0.0	0.0	0.0	0.0	0.0	0.0
				Female #	2	2	0	0	0	0	0	0	0
				Female%	66.7	66.7	0.0	0.0	0.0	0.0	0.0	0.0	0.0

**Maricopa County Community College District
 Scottsdale Community College
 Workforce Analysis**

Snapshot Date: 09/30/2017

Organizational Unit: Interior Design

Job Code	JobTitle	Total		Total								
		EMP	MIN	EMP	W	AA	H	A	NA	PI	2+	
4204	Adjunct Faculty Day	2	0	Male	0	0	0	0	0	0	0	0
				Female	2	2	0	0	0	0	0	
7430	Interior Design	1	0	Male	0	0	0	0	0	0	0	
				Female	1	1	0	0	0	0	0	
Grand Total #		3	0	Male #	0	0	0	0	0	0	0	
Grand Total %			0.0	Male %	0.0	0.0	0.0	0.0	0.0	0.0	0.0	
				Female #	3	3	0	0	0	0	0	
				Female%	100.0	100.0	0.0	0.0	0.0	0.0	0.0	

Maricopa County Community College District

Scottsdale Community College

Snapshot Date: 09/30/2017

Workforce Analysis

Organizational Unit: IT App Web Development

Job Code	JobTitle	Total		Total								
		EMP	MIN	EMP	W	AA	H	A	NA	PI	2+	
4075	Temp Level 2	1	0	Male	0	0	0	0	0	0	0	0
				Female	1	1	0	0	0	0	0	0
Grand Total #		1	0	Male #	0	0	0	0	0	0	0	
Grand Total %			0.0	Male %	0.0	0.0	0.0	0.0	0.0	0.0	0.0	
				Female #	1	1	0	0	0	0	0	
				Female%	100.0	100.0	0.0	0.0	0.0	0.0	0.0	

Maricopa County Community College District

Scottsdale Community College

Snapshot Date: 09/30/2017

Workforce Analysis

Organizational Unit: IT Tier 3 Services

Job Code	JobTitle	Total		Total									
		EMP	MIN	EMP	W	AA	H	A	NA	PI	2+		
4075	Temp Level 2	1	0	Male	1	1	0	0	0	0	0	0	0
				Female	0	0	0	0	0	0	0	0	0
Grand Total #		1	0	Male #	1	1	0	0	0	0	0	0	0
Grand Total %			0.0	Male %	100.0	100.0	0.0	0.0	0.0	0.0	0.0	0.0	0.0
				Female #	0	0	0	0	0	0	0	0	0
				Female%	0.0	0.0	0.0	0.0	0.0	0.0	0.0	0.0	0.0

Maricopa County Community College District

Scottsdale Community College

Snapshot Date: 09/30/2017

Workforce Analysis

Organizational Unit: ITS ERP Development

Job Code	JobTitle	Total		Total									
		EMP	MIN	EMP	W	AA	H	A	NA	PI	2+		
4075	Temp Level 2	1	0	Male	1	1	0	0	0	0	0	0	0
				Female	0	0	0	0	0	0	0	0	0
Grand Total #		1	0	Male #	1	1	0	0	0	0	0	0	
Grand Total %			0.0	Male %	100.0	100.0	0.0	0.0	0.0	0.0	0.0	0.0	
				Female #	0	0	0	0	0	0	0	0	
				Female%	0.0	0.0	0.0	0.0	0.0	0.0	0.0	0.0	

Maricopa County Community College District

Scottsdale Community College

Snapshot Date: 09/30/2017

Workforce Analysis

Organizational Unit: ITS ERP Production & Support

Job Code	JobTitle	Total		Total								
		EMP	MIN	EMP	W	AA	H	A	NA	PI	2+	
4075	Temp Level 2	2	2	Male	2	0	1	1	0	0	0	0
				Female	0	0	0	0	0	0	0	
Grand Total #		2	2	Male #	2	0	1	1	0	0	0	
Grand Total %			100.0	Male %	100.0	0.0	50.0	50.0	0.0	0.0	0.0	
				Female #	0	0	0	0	0	0	0	
				Female%	0.0	0.0	0.0	0.0	0.0	0.0	0.0	

Maricopa County Community College District

Scottsdale Community College

Snapshot Date: 09/30/2017

Workforce Analysis

Organizational Unit: Journalism

Job Code	JobTitle	Total		Total								
		EMP	MIN	EMP	W	AA	H	A	NA	PI	2+	
4204	Adjunct Faculty Day	1	0	Male	0	0	0	0	0	0	0	0
				Female	1	1	0	0	0	0	0	0
Grand Total #		1	0	Male #	0	0	0	0	0	0	0	0
Grand Total %			0.0	Male %	0.0	0.0	0.0	0.0	0.0	0.0	0.0	0.0
				Female #	1	1	0	0	0	0	0	0
				Female%	100.0	100.0	0.0	0.0	0.0	0.0	0.0	0.0

Maricopa County Community College District
Scottsdale Community College
Workforce Analysis

Snapshot Date: 09/30/2017

Organizational Unit: Law Enforcement

Job Code	JobTitle	Total		Total								
		EMP	MIN	EMP	W	AA	H	A	NA	PI	2+	
4029	Substitute Pay Evening Inst	1	0	Male	1	1	0	0	0	0	0	0
				Female	0	0	0	0	0	0	0	0
4204	Adjunct Faculty Day	5	2	Male	3	3	0	0	0	0	0	
				Female	2	0	0	1	1	0	0	
4205	Adjunct Faculty Evening	1	0	Male	1	1	0	0	0	0	0	
				Female	0	0	0	0	0	0	0	
4348	Other Paid from Fund 3 Hrly	3	2	Male	1	1	0	0	0	0	0	
				Female	2	0	0	2	0	0	0	
7000	Admin of Justice	1	0	Male	1	1	0	0	0	0	0	
				Female	0	0	0	0	0	0	0	
Grand Total #		11	4	Male #	7	7	0	0	0	0	0	
Grand Total %			36.4	Male %	63.6	63.6	0.0	0.0	0.0	0.0	0.0	
				Female #	4	0	0	3	1	0	0	
				Female%	36.4	0.0	0.0	27.3	9.1	0.0	0.0	

Maricopa County Community College District

Scottsdale Community College

Snapshot Date: 09/30/2017

Workforce Analysis

Organizational Unit: Learning Center

Job Code	JobTitle	Total		Total									
		EMP	MIN	EMP	W	AA	H	A	NA	PI	2+		
4075	Temp Level 2	1	0	Male	1	1	0	0	0	0	0	0	0
				Female	0	0	0	0	0	0	0	0	0
Grand Total #		1	0	Male #	1	1	0	0	0	0	0	0	
Grand Total %			0.0	Male %	100.0	100.0	0.0	0.0	0.0	0.0	0.0	0.0	
				Female #	0	0	0	0	0	0	0	0	
				Female%	0.0	0.0	0.0	0.0	0.0	0.0	0.0	0.0	

Maricopa County Community College District

Scottsdale Community College

Snapshot Date: 09/30/2017

Workforce Analysis

Organizational Unit: Legal Studies

Job Code	JobTitle	Total		Total								
		EMP	MIN	EMP	W	AA	H	A	NA	PI	2+	
4084	Temp MAT Equiv Grade 20	1	1	Male	1	0	1	0	0	0	0	0
				Female	0	0	0	0	0	0	0	
Grand Total #		1	1	Male #	1	0	1	0	0	0	0	
Grand Total %			100.0	Male %	100.0	0.0	100.0	0.0	0.0	0.0	0.0	
				Female #	0	0	0	0	0	0	0	
				Female%	0.0	0.0	0.0	0.0	0.0	0.0	0.0	

Maricopa County Community College District
Scottsdale Community College
Workforce Analysis

Snapshot Date: 09/30/2017

Organizational Unit: Liberal Arts

Job Code	JobTitle	Total		Total								
		EMP	MIN	EMP	W	AA	H	A	NA	PI	2+	
4204	Adjunct Faculty Day	1	1	Male	0	0	0	0	0	0	0	0
				Female	1	0	0	0	1	0	0	0
Grand Total #		1	1	Male #	0	0	0	0	0	0	0	0
Grand Total %			100.0	Male %	0.0	0.0	0.0	0.0	0.0	0.0	0.0	0.0
				Female #	1	0	0	0	1	0	0	0
				Female%	100.0	0.0	0.0	0.0	100.0	0.0	0.0	0.0

Maricopa County Community College District
Scottsdale Community College
Workforce Analysis

Snapshot Date: 09/30/2017

Organizational Unit: Library

Job Code	JobTitle	Total		Total								
		EMP	MIN	EMP	W	AA	H	A	NA	PI	2+	
2730	Admin Secretary III	1	0	Male	0	0	0	0	0	0	0	0
				Female	1	1	0	0	0	0	0	0
2770	Library Asst II	3	0	Male	0	0	0	0	0	0	0	0
				Female	3	3	0	0	0	0	0	0
4027	Service Fac Hrly Evening	2	0	Male	2	2	0	0	0	0	0	0
				Female	0	0	0	0	0	0	0	0
4218	Svcs Fac Adj Evening	1	0	Male	0	0	0	0	0	0	0	0
				Female	1	1	0	0	0	0	0	0
7480	Librarian	4	0	Male	0	0	0	0	0	0	0	0
				Female	4	4	0	0	0	0	0	0
8041	Educational Support	1	0	Male	0	0	0	0	0	0	0	0
				Female	1	1	0	0	0	0	0	0
Grand Total #		12	0	Male #	2	2	0	0	0	0	0	0
Grand Total %			0.0	Male %	16.7	16.7	0.0	0.0	0.0	0.0	0.0	0.0
				Female #	10	10	0	0	0	0	0	0
				Female%	83.3	83.3	0.0	0.0	0.0	0.0	0.0	0.0

Maricopa County Community College District

Scottsdale Community College

Snapshot Date: 09/30/2017

Workforce Analysis

Organizational Unit: Library Operations

Job Code	JobTitle	Total		Total								
		EMP	MIN	EMP	W	AA	H	A	NA	PI	2+	
4075	Temp Level 2	2	1	Male	1	1	0	0	0	0	0	0
				Female	1	0	0	1	0	0	0	0
Grand Total #		2	1	Male #	1	1	0	0	0	0	0	0
Grand Total %			50.0	Male %	50.0	50.0	0.0	0.0	0.0	0.0	0.0	0.0
				Female #	1	0	0	1	0	0	0	0
				Female%	50.0	0.0	0.0	50.0	0.0	0.0	0.0	0.0

Maricopa County Community College District

Scottsdale Community College

Workforce Analysis

Snapshot Date: 09/30/2017

Organizational Unit: Life Science

Job Code	JobTitle	Total		Total								
		EMP	MIN	EMP	W	AA	H	A	NA	PI	2+	
4205	Adjunct Faculty Evening	1	0	Male	1	1	0	0	0	0	0	0
				Female	0	0	0	0	0	0	0	0
Grand Total #		1	0	Male #	1	1	0	0	0	0	0	0
Grand Total %			0.0	Male %	100.0	100.0	0.0	0.0	0.0	0.0	0.0	0.0
				Female #	0	0	0	0	0	0	0	0
				Female%	0.0	0.0	0.0	0.0	0.0	0.0	0.0	0.0

Maricopa County Community College District

Scottsdale Community College

Snapshot Date: 09/30/2017

Workforce Analysis

Organizational Unit: Maintenance

Job Code	JobTitle	Total		Total								
		EMP	MIN	EMP	W	AA	H	A	NA	PI	2+	
4075	Temp Level 2	1	0	Male	0	0	0	0	0	0	0	0
				Female	1	1	0	0	0	0	0	0
Grand Total #		1	0	Male #	0	0	0	0	0	0	0	0
Grand Total %			0.0	Male %	0.0	0.0	0.0	0.0	0.0	0.0	0.0	0.0
				Female #	1	1	0	0	0	0	0	0
				Female%	100.0	100.0	0.0	0.0	0.0	0.0	0.0	0.0

Maricopa County Community College District

Scottsdale Community College

Snapshot Date: 09/30/2017

Workforce Analysis

Organizational Unit: Maintenance & Operations

Job Code	JobTitle	Total		Total								
		EMP	MIN	EMP	W	AA	H	A	NA	PI	2+	
2319	Coord Facilities	1	0	Male	0	0	0	0	0	0	0	0
				Female	1	1	0	0	0	0	0	
2910	Admin Secretary II	2	1	Male	0	0	0	0	0	0	0	
				Female	2	1	0	0	1	0	0	
4895	Custodian I	2	2	Male	0	0	0	0	0	0	0	
				Female	2	0	0	2	0	0	0	
8119	Facilities Project Mgr	2	0	Male	2	2	0	0	0	0	0	
				Female	0	0	0	0	0	0	0	
835	Mgr Building Operations	1	0	Male	1	1	0	0	0	0	0	
				Female	0	0	0	0	0	0	0	
Grand Total #		8	3	Male #	3	3	0	0	0	0	0	
Grand Total %			37.5	Male %	37.5	37.5	0.0	0.0	0.0	0.0	0.0	
				Female #	5	2	0	2	1	0	0	
				Female%	62.5	25.0	0.0	25.0	12.5	0.0	0.0	

Maricopa County Community College District

Scottsdale Community College

Snapshot Date: 09/30/2017

Workforce Analysis

Organizational Unit: Marketing & Operations

Job Code	JobTitle	Total		Total									
		EMP	MIN	EMP	W	AA	H	A	NA	PI	2+		
4075	Temp Level 2	1	0	Male	1	1	0	0	0	0	0	0	0
				Female	0	0	0	0	0	0	0	0	0
Grand Total #		1	0	Male #	1	1	0	0	0	0	0	0	
Grand Total %			0.0	Male %	100.0	100.0	0.0	0.0	0.0	0.0	0.0	0.0	
				Female #	0	0	0	0	0	0	0	0	
				Female%	0.0	0.0	0.0	0.0	0.0	0.0	0.0	0.0	

Maricopa County Community College District

Scottsdale Community College

Snapshot Date: 09/30/2017

Workforce Analysis

Organizational Unit: Marketing & Public Relations

Job Code	JobTitle	Total		Total								
		EMP	MIN	EMP	W	AA	H	A	NA	PI	2+	
4075	Temp Level 2	1	0	Male	1	1	0	0	0	0	0	0
				Female	0	0	0	0	0	0	0	0
Grand Total #		1	0	Male #	1	1	0	0	0	0	0	
Grand Total %			0.0	Male %	100.0	100.0	0.0	0.0	0.0	0.0	0.0	
				Female #	0	0	0	0	0	0	0	
				Female%	0.0	0.0	0.0	0.0	0.0	0.0	0.0	

Maricopa County Community College District

Scottsdale Community College

Snapshot Date: 09/30/2017

Workforce Analysis

Organizational Unit: Marketing, PR & Sales

Job Code	JobTitle	Total		Total								
		EMP	MIN	EMP	W	AA	H	A	NA	PI	2+	
4075	Temp Level 2	1	0	Male	1	1	0	0	0	0	0	0
				Female	0	0	0	0	0	0	0	0
		Grand Total #	1	0	Male #	1	1	0	0	0	0	0
		Grand Total %		0.0	Male %	100.0	100.0	0.0	0.0	0.0	0.0	0.0
					Female #	0	0	0	0	0	0	0
					Female%	0.0	0.0	0.0	0.0	0.0	0.0	0.0

Maricopa County Community College District

Scottsdale Community College

Snapshot Date: 09/30/2017

Workforce Analysis

Organizational Unit: Math & Sciences Div

Job Code	JobTitle	Total		Total									
		EMP	MIN	EMP	W	AA	H	A	NA	PI	2+		
2730	Admin Secretary III	1	0	Male	0	0	0	0	0	0	0	0	0
				Female	1	1	0	0	0	0	0	0	0
7090	Biology	2	0	Male	0	0	0	0	0	0	0	0	
				Female	2	2	0	0	0	0	0	0	
8110	Physics	1	0	Male	1	1	0	0	0	0	0	0	
				Female	0	0	0	0	0	0	0	0	
Grand Total #		4	0	Male #	1	1	0	0	0	0	0	0	
Grand Total %			0.0	Male %	25.0	25.0	0.0	0.0	0.0	0.0	0.0	0.0	
				Female #	3	3	0	0	0	0	0	0	
				Female%	75.0	75.0	0.0	0.0	0.0	0.0	0.0	0.0	

Maricopa County Community College District

Scottsdale Community College

Snapshot Date: 09/30/2017

Workforce Analysis

Organizational Unit: Math Tutoring Center

Job Code	JobTitle	Total		Total								
		EMP	MIN	EMP	W	AA	H	A	NA	PI	2+	
2765	Learning Ctr Tech	1	0	Male	1	1	0	0	0	0	0	0
				Female	0	0	0	0	0	0	0	
6451	Learning Assoc	1	1	Male	0	0	0	0	0	0	0	
				Female	1	0	0	0	1	0	0	
Grand Total #		2	1	Male #	1	1	0	0	0	0	0	
Grand Total %			50.0	Male %	50.0	50.0	0.0	0.0	0.0	0.0	0.0	
				Female #	1	0	0	0	1	0	0	
				Female%	50.0	0.0	0.0	0.0	50.0	0.0	0.0	

Maricopa County Community College District
Scottsdale Community College
Workforce Analysis

Snapshot Date: 09/30/2017

Organizational Unit: Mathematics

Job Code	JobTitle	Total		Total								
		EMP	MIN	EMP	W	AA	H	A	NA	PI	2+	
2730	Admin Secretary III	1	0	Male	0	0	0	0	0	0	0	0
				Female	1	1	0	0	0	0	0	0
4028	Substitute Pay Day Inst	1	0	Male	1	1	0	0	0	0	0	0
				Female	0	0	0	0	0	0	0	0
4204	Adjunct Faculty Day	14	2	Male	8	6	1	1	0	0	0	0
				Female	6	6	0	0	0	0	0	0
4205	Adjunct Faculty Evening	5	1	Male	3	3	0	0	0	0	0	0
				Female	2	1	0	0	1	0	0	0
7315	Engineering	1	0	Male	1	1	0	0	0	0	0	0
				Female	0	0	0	0	0	0	0	0
7500	Mathematics	15	2	Male	7	6	0	0	0	1	0	0
				Female	8	7	0	1	0	0	0	0
8052	Computer Science CIS	1	0	Male	1	1	0	0	0	0	0	0
				Female	0	0	0	0	0	0	0	0
8067	CSC CIS	1	0	Male	1	1	0	0	0	0	0	0
				Female	0	0	0	0	0	0	0	0
Grand Total #		39	5	Male #	22	19	1	1	0	1	0	0
Grand Total %			12.8	Male %	56.4	48.7	2.6	2.6	0.0	2.6	0.0	0.0
				Female #	17	15	0	1	1	0	0	0
				Female%	43.6	38.5	0.0	2.6	2.6	0.0	0.0	0.0

Maricopa County Community College District

Scottsdale Community College

Snapshot Date: 09/30/2017

Workforce Analysis

Organizational Unit: Media Center

Job Code	JobTitle	Total		Total									
		EMP	MIN	EMP	W	AA	H	A	NA	PI	2+		
2525	Audiovisual Tech	1	0	Male	1	1	0	0	0	0	0	0	0
				Female	0	0	0	0	0	0	0	0	0
2535	Computer Maint Tech	3	0	Male	1	1	0	0	0	0	0	0	0
				Female	2	2	0	0	0	0	0	0	0
2707	Client Support Analyst	1	0	Male	1	1	0	0	0	0	0	0	0
				Female	0	0	0	0	0	0	0	0	0
Grand Total #		5	0	Male #	3	3	0	0	0	0	0	0	0
Grand Total %			0.0	Male %	60.0	60.0	0.0	0.0	0.0	0.0	0.0	0.0	0.0
				Female #	2	2	0	0	0	0	0	0	0
				Female%	40.0	40.0	0.0	0.0	0.0	0.0	0.0	0.0	0.0

Maricopa County Community College District

Scottsdale Community College

Snapshot Date: 09/30/2017

Workforce Analysis

Organizational Unit: Men's Athletic General

Job Code	JobTitle	Total		Total									
		EMP	MIN	EMP	W	AA	H	A	NA	PI	2+		
1024	Coord Recruit Program	1	0	Male	0	0	0	0	0	0	0	0	0
				Female	1	1	0	0	0	0	0	0	0
1427	Head Athletic Trainer	1	0	Male	1	1	0	0	0	0	0	0	0
				Female	0	0	0	0	0	0	0	0	0
1930	Athletic Spec	1	0	Male	1	1	0	0	0	0	0	0	0
				Female	0	0	0	0	0	0	0	0	0
Grand Total #		3	0	Male #	2	2	0	0	0	0	0	0	0
Grand Total %			0.0	Male %	66.7	66.7	0.0	0.0	0.0	0.0	0.0	0.0	0.0
				Female #	1	1	0	0	0	0	0	0	0
				Female%	33.3	33.3	0.0	0.0	0.0	0.0	0.0	0.0	0.0

Maricopa County Community College District

Scottsdale Community College

Snapshot Date: 09/30/2017

Workforce Analysis

Organizational Unit: Motion Picture-Television

Job Code	JobTitle	Total		Total								
		EMP	MIN	EMP	W	AA	H	A	NA	PI	2+	
1076	Production Coord	1	0	Male	0	0	0	0	0	0	0	0
				Female	1	1	0	0	0	0	0	0
2525	Audiovisual Tech	1	0	Male	1	1	0	0	0	0	0	0
				Female	0	0	0	0	0	0	0	0
4204	Adjunct Faculty Day	3	0	Male	3	3	0	0	0	0	0	0
				Female	0	0	0	0	0	0	0	0
4205	Adjunct Faculty Evening	3	1	Male	3	2	0	1	0	0	0	0
				Female	0	0	0	0	0	0	0	0
Grand Total #		8	1	Male #	7	6	0	1	0	0	0	0
Grand Total %			12.5	Male %	87.5	75.0	0.0	12.5	0.0	0.0	0.0	0.0
				Female #	1	1	0	0	0	0	0	0
				Female%	12.5	12.5	0.0	0.0	0.0	0.0	0.0	0.0

Maricopa County Community College District

Scottsdale Community College

Snapshot Date: 09/30/2017

Workforce Analysis

Organizational Unit: Motion Picture/Television

Job Code	JobTitle	Total		Total									
		EMP	MIN	EMP	W	AA	H	A	NA	PI	2+		
3110	Admin Secretary I	1	0	Male	0	0	0	0	0	0	0	0	0
				Female	1	1	0	0	0	0	0	0	0
7062	Motion Pictures	2	1	Male	2	1	0	1	0	0	0	0	
				Female	0	0	0	0	0	0	0	0	
7764	Motion Picture TV Production	1	0	Male	0	0	0	0	0	0	0	0	
				Female	1	1	0	0	0	0	0	0	
Grand Total #		4	1	Male #	2	1	0	1	0	0	0	0	
Grand Total %			25.0	Male %	50.0	25.0	0.0	25.0	0.0	0.0	0.0	0.0	
				Female #	2	2	0	0	0	0	0	0	
				Female%	50.0	50.0	0.0	0.0	0.0	0.0	0.0	0.0	

Maricopa County Community College District

Scottsdale Community College

Snapshot Date: 09/30/2017

Workforce Analysis

Organizational Unit: Mth, Sci, Engin, & Counseling

Job Code	JobTitle	Total		Total								
		EMP	MIN	EMP	W	AA	H	A	NA	PI	2+	
4036	Student Lrning Facilitator I	7	0	Male	4	4	0	0	0	0	0	0
				Female	3	3	0	0	0	0	0	0
Grand Total #		7	0	Male #	4	4	0	0	0	0	0	
Grand Total %			0.0	Male %	57.1	57.1	0.0	0.0	0.0	0.0	0.0	
				Female #	3	3	0	0	0	0	0	
				Female%	42.9	42.9	0.0	0.0	0.0	0.0	0.0	

Maricopa County Community College District

Scottsdale Community College

Snapshot Date: 09/30/2017

Workforce Analysis

Organizational Unit: Music

Job Code	JobTitle	Total		Total								
		EMP	MIN	EMP	W	AA	H	A	NA	PI	2+	
4018	Music Instruction Hrly	5	0	Male	2	2	0	0	0	0	0	0
				Female	3	3	0	0	0	0	0	0
4204	Adjunct Faculty Day	11	2	Male	9	7	1	1	0	0	0	0
				Female	2	2	0	0	0	0	0	0
4205	Adjunct Faculty Evening	5	1	Male	2	1	0	0	1	0	0	0
				Female	3	3	0	0	0	0	0	0
7550	Music	2	0	Male	2	2	0	0	0	0	0	0
				Female	0	0	0	0	0	0	0	0
8134	Music Studio Recording	1	0	Male	1	1	0	0	0	0	0	0
				Female	0	0	0	0	0	0	0	0
Grand Total #		24	3	Male #	16	13	1	1	1	0	0	0
Grand Total %			12.5	Male %	66.7	54.2	4.2	4.2	4.2	0.0	0.0	0.0
				Female #	8	8	0	0	0	0	0	0
				Female%	33.3	33.3	0.0	0.0	0.0	0.0	0.0	0.0

Maricopa County Community College District

Scottsdale Community College

Snapshot Date: 09/30/2017

Workforce Analysis

Organizational Unit: My Career, Library & CTL

Job Code	JobTitle	Total		Total									
		EMP	MIN	EMP	W	AA	H	A	NA	PI	2+		
4204	Adjunct Faculty Day	1	0	Male	1	1	0	0	0	0	0	0	0
				Female	0	0	0	0	0	0	0	0	0
		Grand Total #	1	Male #	1	1	0	0	0	0	0	0	0
		Grand Total %		Male %	100.0	100.0	0.0	0.0	0.0	0.0	0.0	0.0	0.0
				Female #	0	0	0	0	0	0	0	0	0
				Female%	0.0	0.0	0.0	0.0	0.0	0.0	0.0	0.0	0.0

Maricopa County Community College District
Scottsdale Community College
Workforce Analysis

Snapshot Date: 09/30/2017

Organizational Unit: Nursing

Job Code	JobTitle	Total		Total								
		EMP	MIN	EMP	W	AA	H	A	NA	PI	2+	
2590	Program Advisor	1	0	Male	0	0	0	0	0	0	0	0
				Female	1	1	0	0	0	0	0	0
2730	Admin Secretary III	1	0	Male	0	0	0	0	0	0	0	0
				Female	1	1	0	0	0	0	0	0
4204	Adjunct Faculty Day	9	1	Male	2	1	0	0	0	0	1	0
				Female	7	7	0	0	0	0	0	0
7386	Clinical Nursing	8	0	Male	0	0	0	0	0	0	0	0
				Female	8	8	0	0	0	0	0	0
7560	Nursing	5	1	Male	0	0	0	0	0	0	0	0
				Female	5	4	0	1	0	0	0	0
Grand Total #		24	2	Male #	2	1	0	0	0	0	1	0
Grand Total %			8.3	Male %	8.3	4.2	0.0	0.0	0.0	0.0	4.2	0.0
				Female #	22	21	0	1	0	0	0	0
				Female%	91.7	87.5	0.0	4.2	0.0	0.0	0.0	0.0

Maricopa County Community College District

Scottsdale Community College

Snapshot Date: 09/30/2017

Workforce Analysis

Organizational Unit: Office of the Chancellor

Job Code	JobTitle	Total		Total								
		EMP	MIN	EMP	W	AA	H	A	NA	PI	2+	
50	College President	1	0	Male	0	0	0	0	0	0	0	0
				Female	1	1	0	0	0	0	0	0
Grand Total #		1	0	Male #	0	0	0	0	0	0	0	0
Grand Total %			0.0	Male %	0.0	0.0	0.0	0.0	0.0	0.0	0.0	0.0
				Female #	1	1	0	0	0	0	0	0
				Female%	100.0	100.0	0.0	0.0	0.0	0.0	0.0	0.0

Maricopa County Community College District
Scottsdale Community College
Workforce Analysis

Snapshot Date: 09/30/2017

Organizational Unit: Office of the President SCC

Job Code	JobTitle	Total		Total								
		EMP	MIN	EMP	W	AA	H	A	NA	PI	2+	
100	VP Academic Affairs	1	1	Male	0	0	0	0	0	0	0	0
				Female	1	0	0	0	1	0	0	0
145	VP Student Affairs	1	0	Male	0	0	0	0	0	0	0	0
				Female	1	1	0	0	0	0	0	0
179	Dir Inst Advance Entrep Prog	1	0	Male	0	0	0	0	0	0	0	0
				Female	1	1	0	0	0	0	0	0
2306	Admin Asst to College Pres	1	0	Male	0	0	0	0	0	0	0	0
				Female	1	1	0	0	0	0	0	0
Grand Total #		4	1	Male #	0	0	0	0	0	0	0	0
Grand Total %			25.0	Male %	0.0	0.0	0.0	0.0	0.0	0.0	0.0	0.0
				Female #	4	3	0	0	1	0	0	0
				Female%	100.0	75.0	0.0	0.0	25.0	0.0	0.0	0.0

Maricopa County Community College District

Scottsdale Community College

Snapshot Date: 09/30/2017

Workforce Analysis

Organizational Unit: Orientation

Job Code	JobTitle	Total		Total								
		EMP	MIN	EMP	W	AA	H	A	NA	PI	2+	
146	Dir Early Outreach Prog	1	1	Male	1	0	0	1	0	0	0	0
				Female	0	0	0	0	0	0	0	0
		Grand Total #	1	1	Male #	1	0	0	1	0	0	0
		Grand Total %		100.0	Male %	100.0	0.0	0.0	100.0	0.0	0.0	0.0
					Female #	0	0	0	0	0	0	0
					Female%	0.0	0.0	0.0	0.0	0.0	0.0	0.0

Maricopa County Community College District

Scottsdale Community College

Snapshot Date: 09/30/2017

Workforce Analysis

Organizational Unit: P.E. - Men's

Job Code	JobTitle	Total		Total									
		EMP	MIN	EMP	W	AA	H	A	NA	PI	2+		
2730	Admin Secretary III	1	0	Male	0	0	0	0	0	0	0	0	0
				Female	1	1	0	0	0	0	0	0	0
7590	Physical Education Mens	1	0	Male	1	1	0	0	0	0	0	0	0
				Female	0	0	0	0	0	0	0	0	0
8421	Nutrition	1	0	Male	1	1	0	0	0	0	0	0	0
				Female	0	0	0	0	0	0	0	0	0
8868	Health P E Recreation	1	0	Male	0	0	0	0	0	0	0	0	0
				Female	1	1	0	0	0	0	0	0	0
Grand Total #		4	0	Male #	2	2	0	0	0	0	0	0	
Grand Total %			0.0	Male %	50.0	50.0	0.0	0.0	0.0	0.0	0.0	0.0	
				Female #	2	2	0	0	0	0	0	0	
				Female%	50.0	50.0	0.0	0.0	0.0	0.0	0.0	0.0	

Maricopa County Community College District

Scottsdale Community College

Snapshot Date: 09/30/2017

Workforce Analysis

Organizational Unit: P.E. - Women's

Job Code	JobTitle	Total		Total								
		EMP	MIN	EMP	W	AA	H	A	NA	PI	2+	
8396	Dance	2	0	Male	0	0	0	0	0	0	0	0
				Female	2	2	0	0	0	0	0	0
8868	Health P E Recreation	1	0	Male	1	1	0	0	0	0	0	0
				Female	0	0	0	0	0	0	0	0
Grand Total #		3	0	Male #	1	1	0	0	0	0	0	0
Grand Total %			0.0	Male %	33.3	33.3	0.0	0.0	0.0	0.0	0.0	0.0
				Female #	2	2	0	0	0	0	0	0
				Female%	66.7	66.7	0.0	0.0	0.0	0.0	0.0	0.0

Maricopa County Community College District

Scottsdale Community College

Snapshot Date: 09/30/2017

Workforce Analysis

Organizational Unit: Performing Arts

Job Code	JobTitle	Total		Total									
		EMP	MIN	EMP	W	AA	H	A	NA	PI	2+		
2311	Coord Fine Arts Instruc Tech	1	0	Male	1	1	0	0	0	0	0	0	0
				Female	0	0	0	0	0	0	0	0	0
Grand Total #		1	0	Male #	1	1	0	0	0	0	0	0	0
Grand Total %			0.0	Male %	100.0	100.0	0.0	0.0	0.0	0.0	0.0	0.0	0.0
				Female #	0	0	0	0	0	0	0	0	0
				Female%	0.0	0.0	0.0	0.0	0.0	0.0	0.0	0.0	0.0

Maricopa County Community College District

Scottsdale Community College

Snapshot Date: 09/30/2017

Workforce Analysis

Organizational Unit: Philosophy

Job Code	JobTitle	Total		Total								
		EMP	MIN	EMP	W	AA	H	A	NA	PI	2+	
4204	Adjunct Faculty Day	4	1	Male	3	2	0	0	1	0	0	0
				Female	1	1	0	0	0	0	0	0
Grand Total #		4	1	Male #	3	2	0	0	1	0	0	0
Grand Total %			25.0	Male %	75.0	50.0	0.0	0.0	25.0	0.0	0.0	0.0
				Female #	1	1	0	0	0	0	0	0
				Female%	25.0	25.0	0.0	0.0	0.0	0.0	0.0	0.0

Maricopa County Community College District
Scottsdale Community College
Workforce Analysis

Snapshot Date: 09/30/2017

Organizational Unit: Physical Education

Job Code	JobTitle	Total		Total								
		EMP	MIN	EMP	W	AA	H	A	NA	PI	2+	
1101	Mgr Fitness Wellness	1	0	Male	0	0	0	0	0	0	0	0
				Female	1	1	0	0	0	0	0	0
1930	Athletic Spec	5	2	Male	4	2	1	1	0	0	0	0
				Female	1	1	0	0	0	0	0	0
4028	Substitute Pay Day Inst	1	0	Male	0	0	0	0	0	0	0	0
				Female	1	1	0	0	0	0	0	0
4204	Adjunct Faculty Day	18	1	Male	9	8	0	1	0	0	0	0
				Female	9	9	0	0	0	0	0	0
4205	Adjunct Faculty Evening	5	1	Male	2	2	0	0	0	0	0	0
				Female	3	2	0	0	1	0	0	0
Grand Total #		30	4	Male #	15	12	1	2	0	0	0	0
Grand Total %			13.3	Male %	50.0	40.0	3.3	6.7	0.0	0.0	0.0	0.0
				Female #	15	14	0	0	1	0	0	0
				Female%	50.0	46.7	0.0	0.0	3.3	0.0	0.0	0.0

Maricopa County Community College District
Scottsdale Community College
Workforce Analysis

Snapshot Date: 09/30/2017

Organizational Unit: Physics

Job Code	JobTitle	Total		Total								
		EMP	MIN	EMP	W	AA	H	A	NA	PI	2+	
2775	Science Lab Tech	1	0	Male	1	1	0	0	0	0	0	0
				Female	0	0	0	0	0	0	0	0
4029	Substitute Pay Evening Inst	1	1	Male	1	0	0	0	1	0	0	0
				Female	0	0	0	0	0	0	0	0
4205	Adjunct Faculty Evening	1	0	Male	1	1	0	0	0	0	0	0
				Female	0	0	0	0	0	0	0	0
7555	Physics Astronomy	1	0	Male	1	1	0	0	0	0	0	0
				Female	0	0	0	0	0	0	0	0
8110	Physics	1	0	Male	1	1	0	0	0	0	0	0
				Female	0	0	0	0	0	0	0	0
Grand Total #		5	1	Male #	5	4	0	0	1	0	0	0
Grand Total %			20.0	Male %	100.0	80.0	0.0	0.0	20.0	0.0	0.0	0.0
				Female #	0	0	0	0	0	0	0	0
				Female%	0.0	0.0	0.0	0.0	0.0	0.0	0.0	0.0

Maricopa County Community College District

Scottsdale Community College

Snapshot Date: 09/30/2017

Workforce Analysis

Organizational Unit: Psychology

Job Code	JobTitle	Total		Total									
		EMP	MIN	EMP	W	AA	H	A	NA	PI	2+		
4204	Adjunct Faculty Day	1	0	Male	1	1	0	0	0	0	0	0	0
				Female	0	0	0	0	0	0	0	0	0
4205	Adjunct Faculty Evening	1	0	Male	0	0	0	0	0	0	0	0	0
				Female	1	1	0	0	0	0	0	0	0
Grand Total #		2	0	Male #	1	1	0	0	0	0	0	0	0
Grand Total %			0.0	Male %	50.0	50.0	0.0	0.0	0.0	0.0	0.0	0.0	0.0
				Female #	1	1	0	0	0	0	0	0	0
				Female%	50.0	50.0	0.0	0.0	0.0	0.0	0.0	0.0	0.0

Maricopa County Community College District
Scottsdale Community College
Workforce Analysis

Snapshot Date: 09/30/2017

Organizational Unit: Public Safety

Job Code	JobTitle	Total		Total								
		EMP	MIN	EMP	W	AA	H	A	NA	PI	2+	
1006	Public Safety Commander	1	0	Male	1	1	0	0	0	0	0	0
				Female	0	0	0	0	0	0	0	0
1007	Public Safety Police Officer	3	2	Male	3	1	0	1	0	1	0	0
				Female	0	0	0	0	0	0	0	0
4880	Public Safety Aide	1	0	Male	1	1	0	0	0	0	0	0
				Female	0	0	0	0	0	0	0	0
4881	Public Safety Aide Supv	1	0	Male	1	1	0	0	0	0	0	0
				Female	0	0	0	0	0	0	0	0
4885	Public Safety Dispatcher	1	0	Male	0	0	0	0	0	0	0	0
				Female	1	1	0	0	0	0	0	0
Grand Total #		7	2	Male #	6	4	0	1	0	1	0	0
Grand Total %			28.6	Male %	85.7	57.1	0.0	14.3	0.0	14.3	0.0	0.0
				Female #	1	1	0	0	0	0	0	0
				Female%	14.3	14.3	0.0	0.0	0.0	0.0	0.0	0.0

Maricopa County Community College District

Scottsdale Community College

Snapshot Date: 09/30/2017

Workforce Analysis

Organizational Unit: Reading

Job Code	JobTitle	Total		Total								
		EMP	MIN	EMP	W	AA	H	A	NA	PI	2+	
8150	Reading	2	0	Male	0	0	0	0	0	0	0	0
				Female	2	2	0	0	0	0	0	0
Grand Total #		2	0	Male #	0	0	0	0	0	0	0	
Grand Total %			0.0	Male %	0.0	0.0	0.0	0.0	0.0	0.0	0.0	
				Female #	2	2	0	0	0	0	0	
				Female%	100.0	100.0	0.0	0.0	0.0	0.0	0.0	

Maricopa County Community College District

Scottsdale Community College

Workforce Analysis

Snapshot Date: 09/30/2017

Organizational Unit: Recreation

Job Code	JobTitle	Total		Total								
		EMP	MIN	EMP	W	AA	H	A	NA	PI	2+	
4205	Adjunct Faculty Evening	1	0	Male	0	0	0	0	0	0	0	0
				Female	1	1	0	0	0	0	0	0
Grand Total #		1	0	Male #	0	0	0	0	0	0	0	0
Grand Total %			0.0	Male %	0.0	0.0	0.0	0.0	0.0	0.0	0.0	0.0
				Female #	1	1	0	0	0	0	0	0
				Female%	100.0	100.0	0.0	0.0	0.0	0.0	0.0	0.0

Maricopa County Community College District

Scottsdale Community College

Snapshot Date: 09/30/2017

Workforce Analysis

Organizational Unit: Recruitment

Job Code	JobTitle	Total		Total								
		EMP	MIN	EMP	W	AA	H	A	NA	PI	2+	
231	Mgr Student Svcs	1	0	Male	0	0	0	0	0	0	0	0
				Female	1	1	0	0	0	0	0	0
Grand Total #		1	0	Male #	0	0	0	0	0	0	0	
Grand Total %			0.0	Male %	0.0	0.0	0.0	0.0	0.0	0.0	0.0	
				Female #	1	1	0	0	0	0	0	
				Female%	100.0	100.0	0.0	0.0	0.0	0.0	0.0	

Maricopa County Community College District

Scottsdale Community College

Snapshot Date: 09/30/2017

Workforce Analysis

Organizational Unit: Service Learning

Job Code	JobTitle	Total		Total								
		EMP	MIN	EMP	W	AA	H	A	NA	PI	2+	
1459	Student Life Ldrship Prog Spec	1	0	Male	0	0	0	0	0	0	0	0
				Female	1	1	0	0	0	0	0	0
2590	Program Advisor	1	0	Male	0	0	0	0	0	0	0	0
				Female	1	1	0	0	0	0	0	0
Grand Total #		2	0	Male #	0	0	0	0	0	0	0	
Grand Total %			0.0	Male %	0.0	0.0	0.0	0.0	0.0	0.0	0.0	
				Female #	2	2	0	0	0	0	0	
				Female%	100.0	100.0	0.0	0.0	0.0	0.0	0.0	

**Maricopa County Community College District
 Scottsdale Community College
 Workforce Analysis**

Snapshot Date: 09/30/2017

Organizational Unit: Social & Behavioral Sciences

Job Code	JobTitle	Total		Total								
		EMP	MIN	EMP	W	AA	H	A	NA	PI	2+	
4064	Program Advisors	1	0	Male	0	0	0	0	0	0	0	0
				Female	1	1	0	0	0	0	0	0
7200	Counselor	1	0	Male	0	0	0	0	0	0	0	0
				Female	1	1	0	0	0	0	0	0
Grand Total #		2	0	Male #	0	0	0	0	0	0	0	
Grand Total %			0.0	Male %	0.0	0.0	0.0	0.0	0.0	0.0	0.0	
				Female #	2	2	0	0	0	0	0	
				Female%	100.0	100.0	0.0	0.0	0.0	0.0	0.0	

Maricopa County Community College District

Scottsdale Community College

Snapshot Date: 09/30/2017

Workforce Analysis

Organizational Unit: Social Sciences Division

Job Code	JobTitle	Total		Total								
		EMP	MIN	EMP	W	AA	H	A	NA	PI	2+	
4373	Temp Job Equiv to MAT 15	1	0	Male	1	1	0	0	0	0	0	0
				Female	0	0	0	0	0	0	0	0
Grand Total #		1	0	Male #	1	1	0	0	0	0	0	0
Grand Total %			0.0	Male %	100.0	100.0	0.0	0.0	0.0	0.0	0.0	0.0
				Female #	0	0	0	0	0	0	0	0
				Female%	0.0	0.0	0.0	0.0	0.0	0.0	0.0	0.0

Maricopa County Community College District

Scottsdale Community College

Snapshot Date: 09/30/2017

Workforce Analysis

Organizational Unit: Social/Behavioral Sci Dept

Job Code	JobTitle	Total		Total								
		EMP	MIN	EMP	W	AA	H	A	NA	PI	2+	
2730	Admin Secretary III	1	0	Male	0	0	0	0	0	0	0	0
				Female	1	1	0	0	0	0	0	0
2775	Science Lab Tech	1	0	Male	0	0	0	0	0	0	0	0
				Female	1	1	0	0	0	0	0	0
7030	Anthropology	1	0	Male	0	0	0	0	0	0	0	0
				Female	1	1	0	0	0	0	0	0
7280	Economics	1	1	Male	1	0	0	0	1	0	0	0
				Female	0	0	0	0	0	0	0	0
7370	Geography	2	0	Male	2	2	0	0	0	0	0	0
				Female	0	0	0	0	0	0	0	0
7400	History	2	0	Male	2	2	0	0	0	0	0	0
				Female	0	0	0	0	0	0	0	0
8000	Philosophy	2	0	Male	2	2	0	0	0	0	0	0
				Female	0	0	0	0	0	0	0	0
8120	Political Science	1	0	Male	1	1	0	0	0	0	0	0
				Female	0	0	0	0	0	0	0	0
8140	Psychology	4	0	Male	3	3	0	0	0	0	0	0
				Female	1	1	0	0	0	0	0	0
8190	Sociology	3	1	Male	2	1	0	0	0	1	0	0
				Female	1	1	0	0	0	0	0	0
8400	Early Childhood Education	1	0	Male	0	0	0	0	0	0	0	0
				Female	1	1	0	0	0	0	0	0
Grand Total #		19	2	Male #	13	11	0	0	1	1	0	0
Grand Total %			10.5	Male %	68.4	57.9	0.0	0.0	5.3	5.3	0.0	0.0
				Female #	6	6	0	0	0	0	0	0
				Female%	31.6	31.6	0.0	0.0	0.0	0.0	0.0	0.0

Maricopa County Community College District

Scottsdale Community College

Snapshot Date: 09/30/2017

Workforce Analysis

Organizational Unit: Student Activities

Job Code	JobTitle	Total		Total								
		EMP	MIN	EMP	W	AA	H	A	NA	PI	2+	
4075	Temp Level 2	1	1	Male	0	0	0	0	0	0	0	0
				Female	1	0	0	1	0	0	0	0
Grand Total #		1	1	Male #	0	0	0	0	0	0	0	0
Grand Total %			100.0	Male %	0.0	0.0	0.0	0.0	0.0	0.0	0.0	0.0
				Female #	1	0	0	1	0	0	0	0
				Female%	100.0	0.0	0.0	100.0	0.0	0.0	0.0	0.0

Maricopa County Community College District

Scottsdale Community College

Snapshot Date: 09/30/2017

Workforce Analysis

Organizational Unit: Student Affairs

Job Code	JobTitle	Total		Total								
		EMP	MIN	EMP	W	AA	H	A	NA	PI	2+	
4075	Temp Level 2	1	1	Male	0	0	0	0	0	0	0	0
				Female	1	0	0	0	0	0	1	0
Grand Total #		1	1	Male #	0	0	0	0	0	0	0	0
Grand Total %			100.0	Male %	0.0	0.0	0.0	0.0	0.0	0.0	0.0	0.0
				Female #	1	0	0	0	0	1	0	0
				Female%	100.0	0.0	0.0	0.0	0.0	100.0	0.0	0.0

Maricopa County Community College District

Scottsdale Community College

Snapshot Date: 09/30/2017

Workforce Analysis

Organizational Unit: Student Affairs QA & Trn

Job Code	JobTitle	Total		Total								
		EMP	MIN	EMP	W	AA	H	A	NA	PI	2+	
4075	Temp Level 2	3	3	Male	1	0	0	1	0	0	0	0
				Female	2	0	0	2	0	0	0	0
Grand Total #		3	3	Male #	1	0	0	1	0	0	0	0
Grand Total %			100.0	Male %	33.3	0.0	0.0	33.3	0.0	0.0	0.0	0.0
				Female #	2	0	0	2	0	0	0	0
				Female%	66.7	0.0	0.0	66.7	0.0	0.0	0.0	0.0

Maricopa County Community College District

Scottsdale Community College

Snapshot Date: 09/30/2017

Workforce Analysis

Organizational Unit: Student Dev - Early College

Job Code	JobTitle	Total		Total								
		EMP	MIN	EMP	W	AA	H	A	NA	PI	2+	
4075	Temp Level 2	1	1	Male	0	0	0	0	0	0	0	0
				Female	1	0	0	1	0	0	0	0
Grand Total #		1	1	Male #	0	0	0	0	0	0	0	0
Grand Total %			100.0	Male %	0.0	0.0	0.0	0.0	0.0	0.0	0.0	0.0
				Female #	1	0	0	1	0	0	0	0
				Female%	100.0	0.0	0.0	100.0	0.0	0.0	0.0	0.0

Maricopa County Community College District

Scottsdale Community College

Snapshot Date: 09/30/2017

Workforce Analysis

Organizational Unit: Student Leadership

Job Code	JobTitle	Total		Total									
		EMP	MIN	EMP	W	AA	H	A	NA	PI	2+		
4075	Temp Level 2	1	0	Male	0	0	0	0	0	0	0	0	0
				Female	1	1	0	0	0	0	0	0	0
Grand Total #		1	0	Male #	0	0	0	0	0	0	0	0	
Grand Total %			0.0	Male %	0.0	0.0	0.0	0.0	0.0	0.0	0.0	0.0	
				Female #	1	1	0	0	0	0	0	0	
				Female%	100.0	100.0	0.0	0.0	0.0	0.0	0.0	0.0	

Maricopa County Community College District

Scottsdale Community College

Snapshot Date: 09/30/2017

Workforce Analysis

Organizational Unit: Student Life-Svc Learning

Job Code	JobTitle	Total		Total								
		EMP	MIN	EMP	W	AA	H	A	NA	PI	2+	
4075	Temp Level 2	1	1	Male	1	0	0	1	0	0	0	0
				Female	0	0	0	0	0	0	0	
Grand Total #		1	1	Male #	1	0	0	1	0	0	0	0
Grand Total %			100.0	Male %	100.0	0.0	0.0	100.0	0.0	0.0	0.0	0.0
				Female #	0	0	0	0	0	0	0	0
				Female%	0.0	0.0	0.0	0.0	0.0	0.0	0.0	0.0

Maricopa County Community College District

Scottsdale Community College

Snapshot Date: 09/30/2017

Workforce Analysis

Organizational Unit: Student Life/Leadership&Athl.

Job Code	JobTitle	Total		Total								
		EMP	MIN	EMP	W	AA	H	A	NA	PI	2+	
4075	Temp Level 2	1	0	Male	0	0	0	0	0	0	0	0
				Female	1	1	0	0	0	0	0	0
Grand Total #		1	0	Male #	0	0	0	0	0	0	0	
Grand Total %			0.0	Male %	0.0	0.0	0.0	0.0	0.0	0.0	0.0	
				Female #	1	1	0	0	0	0	0	
				Female%	100.0	100.0	0.0	0.0	0.0	0.0	0.0	

Maricopa County Community College District

Scottsdale Community College

Snapshot Date: 09/30/2017

Workforce Analysis

Organizational Unit: Student Recruitment

Job Code	JobTitle	Total		Total								
		EMP	MIN	EMP	W	AA	H	A	NA	PI	2+	
4075	Temp Level 2	1	0	Male	1	1	0	0	0	0	0	0
				Female	0	0	0	0	0	0	0	0
Grand Total #		1	0	Male #	1	1	0	0	0	0	0	
Grand Total %			0.0	Male %	100.0	100.0	0.0	0.0	0.0	0.0	0.0	
				Female #	0	0	0	0	0	0	0	
				Female%	0.0	0.0	0.0	0.0	0.0	0.0	0.0	

Maricopa County Community College District

Scottsdale Community College

Snapshot Date: 09/30/2017

Workforce Analysis

Organizational Unit: Student Success Initiative

Job Code	JobTitle	Total		Total								
		EMP	MIN	EMP	W	AA	H	A	NA	PI	2+	
4075	Temp Level 2	1	1	Male	0	0	0	0	0	0	0	0
				Female	1	0	1	0	0	0	0	0
Grand Total #		1	1	Male #	0	0	0	0	0	0	0	0
Grand Total %			100.0	Male %	0.0	0.0	0.0	0.0	0.0	0.0	0.0	0.0
				Female #	1	0	1	0	0	0	0	0
				Female%	100.0	0.0	100.0	0.0	0.0	0.0	0.0	0.0

Maricopa County Community College District

Scottsdale Community College

Snapshot Date: 09/30/2017

Workforce Analysis

Organizational Unit: Student Success Programs

Job Code	JobTitle	Total		Total								
		EMP	MIN	EMP	W	AA	H	A	NA	PI	2+	
4075	Temp Level 2	1	0	Male	1	1	0	0	0	0	0	0
				Female	0	0	0	0	0	0	0	0
Grand Total #		1	0	Male #	1	1	0	0	0	0	0	
Grand Total %			0.0	Male %	100.0	100.0	0.0	0.0	0.0	0.0	0.0	
				Female #	0	0	0	0	0	0	0	
				Female%	0.0	0.0	0.0	0.0	0.0	0.0	0.0	

Maricopa County Community College District
Scottsdale Community College
Workforce Analysis

Snapshot Date: 09/30/2017

Organizational Unit: Student Support Services

Job Code	JobTitle	Total		Total									
		EMP	MIN	EMP	W	AA	H	A	NA	PI	2+		
4075	Temp Level 2	1	0	Male	1	1	0	0	0	0	0	0	0
				Female	0	0	0	0	0	0	0	0	0
		Grand Total #	1	Male #	1	1	0	0	0	0	0	0	0
		Grand Total %		Male %	100.0	100.0	0.0	0.0	0.0	0.0	0.0	0.0	0.0
				Female #	0	0	0	0	0	0	0	0	0
				Female%	0.0	0.0	0.0	0.0	0.0	0.0	0.0	0.0	0.0

Maricopa County Community College District

Scottsdale Community College

Snapshot Date: 09/30/2017

Workforce Analysis

Organizational Unit: Testing

Job Code	JobTitle	Total		Total								
		EMP	MIN	EMP	W	AA	H	A	NA	PI	2+	
2335	Office Coord III	1	0	Male	0	0	0	0	0	0	0	0
				Female	1	1	0	0	0	0	0	0
Grand Total #		1	0	Male #	0	0	0	0	0	0	0	0
Grand Total %			0.0	Male %	0.0	0.0	0.0	0.0	0.0	0.0	0.0	0.0
				Female #	1	1	0	0	0	0	0	0
				Female%	100.0	100.0	0.0	0.0	0.0	0.0	0.0	0.0

Maricopa County Community College District

Scottsdale Community College

Snapshot Date: 09/30/2017

Workforce Analysis

Organizational Unit: Theatre Performance Arts

Job Code	JobTitle	Total		Total								
		EMP	MIN	EMP	W	AA	H	A	NA	PI	2+	
4204	Adjunct Faculty Day	1	0	Male	0	0	0	0	0	0	0	0
				Female	1	1	0	0	0	0	0	0
4205	Adjunct Faculty Evening	1	0	Male	0	0	0	0	0	0	0	0
				Female	1	1	0	0	0	0	0	0
Grand Total #		2	0	Male #	0	0	0	0	0	0	0	0
Grand Total %			0.0	Male %	0.0	0.0	0.0	0.0	0.0	0.0	0.0	0.0
				Female #	2	2	0	0	0	0	0	0
				Female%	100.0	100.0	0.0	0.0	0.0	0.0	0.0	0.0

Maricopa County Community College District

Scottsdale Community College

Snapshot Date: 09/30/2017

Workforce Analysis

Organizational Unit: VP of Administrative Svcs

Job Code	JobTitle	Total		Total									
		EMP	MIN	EMP	W	AA	H	A	NA	PI	2+		
166	Sr Mgr Human Resources	1	0	Male	0	0	0	0	0	0	0	0	0
				Female	1	1	0	0	0	0	0	0	0
2602	Dir Information Tech	1	0	Male	1	1	0	0	0	0	0	0	0
				Female	0	0	0	0	0	0	0	0	0
655	Dir College Business Svcs	1	1	Male	0	0	0	0	0	0	0	0	0
				Female	1	0	0	1	0	0	0	0	0
Grand Total #		3	1	Male #	1	1	0	0	0	0	0	0	0
Grand Total %			33.3	Male %	33.3	33.3	0.0	0.0	0.0	0.0	0.0	0.0	0.0
				Female #	2	1	0	1	0	0	0	0	0
				Female%	66.7	33.3	0.0	33.3	0.0	0.0	0.0	0.0	0.0

Maricopa County Community College District

Scottsdale Community College

Snapshot Date: 09/30/2017

Workforce Analysis

Organizational Unit: VP of Instructional Services

Job Code	JobTitle	Total		Total								
		EMP	MIN	EMP	W	AA	H	A	NA	PI	2+	
660	Dir Research Planning Devel	1	0	Male	0	0	0	0	0	0	0	0
				Female	1	1	0	0	0	0	0	0
7130	Chemistry	1	0	Male	1	1	0	0	0	0	0	0
				Female	0	0	0	0	0	0	0	0
7200	Counselor	2	2	Male	1	0	0	1	0	0	0	0
				Female	1	0	0	0	1	0	0	0
7280	Economics	1	1	Male	1	0	0	0	1	0	0	0
				Female	0	0	0	0	0	0	0	0
7320	English	1	0	Male	0	0	0	0	0	0	0	0
				Female	1	1	0	0	0	0	0	0
8021	Sculpture	1	0	Male	1	1	0	0	0	0	0	0
				Female	0	0	0	0	0	0	0	0
856	Coord College Curriculum	1	0	Male	0	0	0	0	0	0	0	0
				Female	1	1	0	0	0	0	0	0
Grand Total #		8	3	Male #	4	2	0	1	1	0	0	0
Grand Total %			37.5	Male %	50.0	25.0	0.0	12.5	12.5	0.0	0.0	0.0
				Female #	4	3	0	0	1	0	0	0
				Female%	50.0	37.5	0.0	0.0	12.5	0.0	0.0	0.0

Maricopa County Community College District

Scottsdale Community College

Snapshot Date: 09/30/2017

Workforce Analysis

Organizational Unit: VP Student Services

Job Code	JobTitle	Total		Total								
		EMP	MIN	EMP	W	AA	H	A	NA	PI	2+	
403	Dean	2	2	Male	0	0	0	0	0	0	0	0
				Female	2	0	0	1	1	0	0	0
Grand Total #		2	2	Male #	0	0	0	0	0	0	0	0
Grand Total %			100.0	Male %	0.0	0.0	0.0	0.0	0.0	0.0	0.0	0.0
				Female #	2	0	0	1	1	0	0	0
				Female%	100.0	0.0	0.0	50.0	50.0	0.0	0.0	0.0

Maricopa County Community College District

Scottsdale Community College

Snapshot Date: 09/30/2017

Workforce Analysis

Organizational Unit: Writing Center

Job Code	JobTitle	Total		Total								
		EMP	MIN	EMP	W	AA	H	A	NA	PI	2+	
2935	Computer Lab Tech	2	1	Male	1	1	0	0	0	0	0	0
				Female	1	0	0	1	0	0	0	
6451	Learning Assoc	1	0	Male	0	0	0	0	0	0	0	
				Female	1	1	0	0	0	0	0	
Grand Total #		3	1	Male #	1	1	0	0	0	0	0	
Grand Total %			33.3	Male %	33.3	33.3	0.0	0.0	0.0	0.0	0.0	
				Female #	2	1	0	1	0	0	0	
				Female%	66.7	33.3	0.0	33.3	0.0	0.0	0.0	

Maricopa County Community College District

South Mountain Community College

Workforce Analysis

Snapshot Date: 09/30/2017

Organizational Unit: Academic Advisement

Job Code	JobTitle	Total		Total								
		EMP	MIN	EMP	W	AA	H	A	NA	PI	2+	
1457	Student Svcs Spec	2	2	Male	0	0	0	0	0	0	0	0
				Female	2	0	1	0	0	1	0	0
Grand Total #		2	2	Male #	0	0	0	0	0	0	0	0
Grand Total %			100.0	Male %	0.0	0.0	0.0	0.0	0.0	0.0	0.0	0.0
				Female #	2	0	1	0	0	1	0	0
				Female%	100.0	0.0	50.0	0.0	0.0	50.0	0.0	0.0

Maricopa County Community College District

South Mountain Community College

Snapshot Date: 09/30/2017

Workforce Analysis

Organizational Unit: Adj Fac Rio Luke AFB OBSOLETE

Job Code	JobTitle	Total		Total								
		EMP	MIN	EMP	W	AA	H	A	NA	PI	2+	
4205	Adjunct Faculty Evening	16	4	Male	7	5	1	1	0	0	0	0
				Female	9	7	1	0	1	0	0	
Grand Total #		16	4	Male #	7	5	1	1	0	0	0	0
Grand Total %			25.0	Male %	43.8	31.3	6.3	6.3	0.0	0.0	0.0	0.0
				Female #	9	7	1	0	1	0	0	0
				Female%	56.3	43.8	6.3	0.0	6.3	0.0	0.0	0.0

Maricopa County Community College District
South Mountain Community College
Workforce Analysis

Snapshot Date: 09/30/2017

Organizational Unit: Admin of Justice

Job Code	JobTitle	Total		Total								
		EMP	MIN	EMP	W	AA	H	A	NA	PI	2+	
4204	Adjunct Faculty Day	18	5	Male	9	7	0	2	0	0	0	0
				Female	9	6	1	2	0	0	0	0
Grand Total #		18	5	Male #	9	7	0	2	0	0	0	0
Grand Total %			27.8	Male %	50.0	38.9	0.0	11.1	0.0	0.0	0.0	0.0
				Female #	9	6	1	2	0	0	0	0
				Female%	50.0	33.3	5.6	11.1	0.0	0.0	0.0	0.0

Maricopa County Community College District

South Mountain Community College

Snapshot Date: 09/30/2017

Workforce Analysis

Organizational Unit: Administration of Justice

Job Code	JobTitle	Total		Total								
		EMP	MIN	EMP	W	AA	H	A	NA	PI	2+	
2730	Admin Secretary III	2	0	Male	0	0	0	0	0	0	0	0
				Female	2	2	0	0	0	0	0	0
Grand Total #		2	0	Male #	0	0	0	0	0	0	0	0
Grand Total %			0.0	Male %	0.0	0.0	0.0	0.0	0.0	0.0	0.0	0.0
				Female #	2	2	0	0	0	0	0	0
				Female%	100.0	100.0	0.0	0.0	0.0	0.0	0.0	0.0

Maricopa County Community College District

South Mountain Community College

Snapshot Date: 09/30/2017

Workforce Analysis

Organizational Unit: Admissions and Records

Job Code	JobTitle	Total		Total								
		EMP	MIN	EMP	W	AA	H	A	NA	PI	2+	
1457	Student Svcs Spec	1	1	Male	0	0	0	0	0	0	0	0
				Female	1	0	0	1	0	0	0	0
2510	Admissions Records Tech II	2	2	Male	1	0	0	1	0	0	0	0
				Female	1	0	0	1	0	0	0	0
Grand Total #		3	3	Male #	1	0	0	1	0	0	0	0
Grand Total %			100.0	Male %	33.3	0.0	0.0	33.3	0.0	0.0	0.0	0.0
				Female #	2	0	0	2	0	0	0	0
				Female%	66.7	0.0	0.0	66.7	0.0	0.0	0.0	0.0

Maricopa County Community College District

South Mountain Community College

Workforce Analysis

Snapshot Date: 09/30/2017

Organizational Unit: Advisement Center

Job Code	JobTitle	Total		Total								
		EMP	MIN	EMP	W	AA	H	A	NA	PI	2+	
2785	Office Coord II	1	0	Male	0	0	0	0	0	0	0	0
				Female	1	1	0	0	0	0	0	0
Grand Total #		1	0	Male #	0	0	0	0	0	0	0	0
Grand Total %			0.0	Male %	0.0	0.0	0.0	0.0	0.0	0.0	0.0	0.0
				Female #	1	1	0	0	0	0	0	0
				Female%	100.0	100.0	0.0	0.0	0.0	0.0	0.0	0.0

Maricopa County Community College District

South Mountain Community College

Snapshot Date: 09/30/2017

Workforce Analysis

Organizational Unit: Advisement Management

Job Code	JobTitle	Total		Total								
		EMP	MIN	EMP	W	AA	H	A	NA	PI	2+	
1024	Coord Recruit Program	1	1	Male	0	0	0	0	0	0	0	0
				Female	1	0	0	1	0	0	0	0
Grand Total #		1	1	Male #	0	0	0	0	0	0	0	0
Grand Total %			100.0	Male %	0.0	0.0	0.0	0.0	0.0	0.0	0.0	0.0
				Female #	1	0	0	1	0	0	0	0
				Female%	100.0	0.0	0.0	100.0	0.0	0.0	0.0	0.0

Maricopa County Community College District

South Mountain Community College

Workforce Analysis

Snapshot Date: 09/30/2017

Organizational Unit: Art

Job Code	JobTitle	Total		Total								
		EMP	MIN	EMP	W	AA	H	A	NA	PI	2+	
4028	Substitute Pay Day Inst	1	0	Male	1	1	0	0	0	0	0	0
				Female	0	0	0	0	0	0	0	0
Grand Total #		1	0	Male #	1	1	0	0	0	0	0	
Grand Total %			0.0	Male %	100.0	100.0	0.0	0.0	0.0	0.0	0.0	
				Female #	0	0	0	0	0	0	0	
				Female%	0.0	0.0	0.0	0.0	0.0	0.0	0.0	

Maricopa County Community College District

South Mountain Community College

Snapshot Date: 09/30/2017

Workforce Analysis

Organizational Unit: Assessment

Job Code	JobTitle	Total		Total								
		EMP	MIN	EMP	W	AA	H	A	NA	PI	2+	
1457	Student Svcs Spec	1	1	Male	0	0	0	0	0	0	0	0
				Female	1	0	0	1	0	0	0	0
3000	Testing Tech	1	0	Male	0	0	0	0	0	0	0	0
				Female	1	1	0	0	0	0	0	0
Grand Total #		2	1	Male #	0	0	0	0	0	0	0	0
Grand Total %			50.0	Male %	0.0	0.0	0.0	0.0	0.0	0.0	0.0	0.0
				Female #	2	1	0	1	0	0	0	0
				Female%	100.0	50.0	0.0	50.0	0.0	0.0	0.0	0.0

Maricopa County Community College District

South Mountain Community College

Snapshot Date: 09/30/2017

Workforce Analysis

Organizational Unit: Athletic & Fitness Program

Job Code	JobTitle	Total		Total								
		EMP	MIN	EMP	W	AA	H	A	NA	PI	2+	
1461	Coord Student Athlete Supp Svc	1	1	Male	0	0	0	0	0	0	0	0
				Female	1	0	0	1	0	0	0	0
Grand Total #		1	1	Male #	0	0	0	0	0	0	0	0
Grand Total %			100.0	Male %	0.0	0.0	0.0	0.0	0.0	0.0	0.0	0.0
				Female #	1	0	0	1	0	0	0	0
				Female%	100.0	0.0	0.0	100.0	0.0	0.0	0.0	0.0

Maricopa County Community College District

South Mountain Community College

Workforce Analysis

Snapshot Date: 09/30/2017

Organizational Unit: Athletics

Job Code	JobTitle	Total		Total								
		EMP	MIN	EMP	W	AA	H	A	NA	PI	2+	
1427	Head Athletic Trainer	1	0	Male	0	0	0	0	0	0	0	0
				Female	1	1	0	0	0	0	0	0
Grand Total #		1	0	Male #	0	0	0	0	0	0	0	
Grand Total %			0.0	Male %	0.0	0.0	0.0	0.0	0.0	0.0	0.0	
				Female #	1	1	0	0	0	0	0	
				Female%	100.0	100.0	0.0	0.0	0.0	0.0	0.0	

Maricopa County Community College District

South Mountain Community College

Snapshot Date: 09/30/2017

Workforce Analysis

Organizational Unit: Auxiliary Programs

Job Code	JobTitle	Total		Total								
		EMP	MIN	EMP	W	AA	H	A	NA	PI	2+	
2970	Office Coord I	1	1	Male	0	0	0	0	0	0	0	0
				Female	1	0	0	1	0	0	0	0
Grand Total #		1	1	Male #	0	0	0	0	0	0	0	0
Grand Total %			100.0	Male %	0.0	0.0	0.0	0.0	0.0	0.0	0.0	0.0
				Female #	1	0	0	1	0	0	0	0
				Female%	100.0	0.0	0.0	100.0	0.0	0.0	0.0	0.0

Maricopa County Community College District

South Mountain Community College

Workforce Analysis

Snapshot Date: 09/30/2017

Organizational Unit: Aviation & Applied Technology

Job Code	JobTitle	Total		Total								
		EMP	MIN	EMP	W	AA	H	A	NA	PI	2+	
7315	Engineering	1	0	Male	1	1	0	0	0	0	0	0
				Female	0	0	0	0	0	0	0	0
Grand Total #		1	0	Male #	1	1	0	0	0	0	0	0
Grand Total %			0.0	Male %	100.0	100.0	0.0	0.0	0.0	0.0	0.0	0.0
				Female #	0	0	0	0	0	0	0	0
				Female%	0.0	0.0	0.0	0.0	0.0	0.0	0.0	0.0

Maricopa County Community College District

South Mountain Community College

Workforce Analysis

Snapshot Date: 09/30/2017

Organizational Unit: Behavioral Sciences

Job Code	JobTitle	Total		Total								
		EMP	MIN	EMP	W	AA	H	A	NA	PI	2+	
4204	Adjunct Faculty Day	1	1	Male	0	0	0	0	0	0	0	0
				Female	1	0	1	0	0	0	0	0
Grand Total #		1	1	Male #	0	0	0	0	0	0	0	0
Grand Total %			100.0	Male %	0.0	0.0	0.0	0.0	0.0	0.0	0.0	0.0
				Female #	1	0	1	0	0	0	0	0
				Female%	100.0	0.0	100.0	0.0	0.0	0.0	0.0	0.0

Maricopa County Community College District

South Mountain Community College

Workforce Analysis

Snapshot Date: 09/30/2017

Organizational Unit: Benefits

Job Code	JobTitle	Total		Total								
		EMP	MIN	EMP	W	AA	H	A	NA	PI	2+	
2580	Human Resources Analyst	1	0	Male	0	0	0	0	0	0	0	0
				Female	1	1	0	0	0	0	0	0
Grand Total #		1	0	Male #	0	0	0	0	0	0	0	0
Grand Total %			0.0	Male %	0.0	0.0	0.0	0.0	0.0	0.0	0.0	0.0
				Female #	1	1	0	0	0	0	0	0
				Female%	100.0	100.0	0.0	0.0	0.0	0.0	0.0	0.0

Maricopa County Community College District
South Mountain Community College
Workforce Analysis

Snapshot Date: 09/30/2017

Organizational Unit: Biology

Job Code	JobTitle	Total		Total								
		EMP	MIN	EMP	W	AA	H	A	NA	PI	2+	
2775	Science Lab Tech	1	0	Male	0	0	0	0	0	0	0	0
				Female	1	1	0	0	0	0	0	
4205	Adjunct Faculty Evening	1	1	Male	0	0	0	0	0	0	0	
				Female	1	0	0	0	1	0	0	
Grand Total #		2	1	Male #	0	0	0	0	0	0	0	
Grand Total %			50.0	Male %	0.0	0.0	0.0	0.0	0.0	0.0	0.0	
				Female #	2	1	0	0	1	0	0	
				Female%	100.0	50.0	0.0	0.0	50.0	0.0	0.0	

Maricopa County Community College District

South Mountain Community College

Snapshot Date: 09/30/2017

Workforce Analysis

Organizational Unit: Biology Sciences

Job Code	JobTitle	Total		Total								
		EMP	MIN	EMP	W	AA	H	A	NA	PI	2+	
4236	Other Paid from Fund 2 Stipend	2	1	Male	2	1	1	0	0	0	0	0
				Female	0	0	0	0	0	0	0	
Grand Total #		2	1	Male #	2	1	1	0	0	0	0	
Grand Total %			50.0	Male %	100.0	50.0	50.0	0.0	0.0	0.0	0.0	
				Female #	0	0	0	0	0	0	0	
				Female%	0.0	0.0	0.0	0.0	0.0	0.0	0.0	

Maricopa County Community College District

South Mountain Community College

Workforce Analysis

Snapshot Date: 09/30/2017

Organizational Unit: Buildings & Grounds

Job Code	JobTitle	Total		Total								
		EMP	MIN	EMP	W	AA	H	A	NA	PI	2+	
4895	Custodian I	1	1	Male	1	0	0	0	0	1	0	0
				Female	0	0	0	0	0	0	0	0
Grand Total #		1	1	Male #	1	0	0	0	0	1	0	0
Grand Total %			100.0	Male %	100.0	0.0	0.0	0.0	0.0	100.0	0.0	0.0
				Female #	0	0	0	0	0	0	0	0
				Female%	0.0	0.0	0.0	0.0	0.0	0.0	0.0	0.0

Maricopa County Community College District

South Mountain Community College

Snapshot Date: 09/30/2017

Workforce Analysis

Organizational Unit: Bursar

Job Code	JobTitle	Total		Total								
		EMP	MIN	EMP	W	AA	H	A	NA	PI	2+	
1457	Student Svcs Spec	1	1	Male	0	0	0	0	0	0	0	0
				Female	1	0	0	1	0	0	0	0
Grand Total #		1	1	Male #	0	0	0	0	0	0	0	0
Grand Total %			100.0	Male %	0.0	0.0	0.0	0.0	0.0	0.0	0.0	0.0
				Female #	1	0	0	1	0	0	0	0
				Female%	100.0	0.0	0.0	100.0	0.0	0.0	0.0	0.0

Maricopa County Community College District
South Mountain Community College
Workforce Analysis

Snapshot Date: 09/30/2017

Organizational Unit: Business

Job Code	JobTitle	Total		Total								
		EMP	MIN	EMP	W	AA	H	A	NA	PI	2+	
4205	Adjunct Faculty Evening	1	0	Male	0	0	0	0	0	0	0	0
				Female	1	1	0	0	0	0	0	0
6410	Business	1	0	Male	1	1	0	0	0	0	0	0
				Female	0	0	0	0	0	0	0	0
7002	Accounting	1	0	Male	0	0	0	0	0	0	0	0
				Female	1	1	0	0	0	0	0	0
7205	Computer Information Systems	1	0	Male	1	1	0	0	0	0	0	0
				Female	0	0	0	0	0	0	0	0
Grand Total #		4	0	Male #	2	2	0	0	0	0	0	0
Grand Total %			0.0	Male %	50.0	50.0	0.0	0.0	0.0	0.0	0.0	0.0
				Female #	2	2	0	0	0	0	0	0
				Female%	50.0	50.0	0.0	0.0	0.0	0.0	0.0	0.0

Maricopa County Community College District

South Mountain Community College

Workforce Analysis

Snapshot Date: 09/30/2017

Organizational Unit: Business Office

Job Code	JobTitle	Total		Total								
		EMP	MIN	EMP	W	AA	H	A	NA	PI	2+	
1312	College Budget Analyst	1	0	Male	1	1	0	0	0	0	0	0
				Female	0	0	0	0	0	0	0	0
Grand Total #		1	0	Male #	1	1	0	0	0	0	0	0
Grand Total %			0.0	Male %	100.0	100.0	0.0	0.0	0.0	0.0	0.0	0.0
				Female #	0	0	0	0	0	0	0	0
				Female%	0.0	0.0	0.0	0.0	0.0	0.0	0.0	0.0

Maricopa County Community College District

South Mountain Community College

Snapshot Date: 09/30/2017

Workforce Analysis

Organizational Unit: Business Services/College Safe

Job Code	JobTitle	Total		Total								
		EMP	MIN	EMP	W	AA	H	A	NA	PI	2+	
1006	Public Safety Commander	1	1	Male	0	0	0	0	0	0	0	0
				Female	1	0	1	0	0	0	0	0
Grand Total #		1	1	Male #	0	0	0	0	0	0	0	0
Grand Total %			100.0	Male %	0.0	0.0	0.0	0.0	0.0	0.0	0.0	0.0
				Female #	1	0	1	0	0	0	0	0
				Female%	100.0	0.0	100.0	0.0	0.0	0.0	0.0	0.0

Maricopa County Community College District

South Mountain Community College

Snapshot Date: 09/30/2017

Workforce Analysis

Organizational Unit: Business-CIS Dept

Job Code	JobTitle	Total		Total								
		EMP	MIN	EMP	W	AA	H	A	NA	PI	2+	
1459	Student Life Ldrship Prog Spec	1	1	Male	0	0	0	0	0	0	0	0
				Female	1	0	1	0	0	0	0	0
4205	Adjunct Faculty Evening	1	1	Male	1	0	1	0	0	0	0	0
				Female	0	0	0	0	0	0	0	0
Grand Total #		2	2	Male #	1	0	1	0	0	0	0	0
Grand Total %			100.0	Male %	50.0	0.0	50.0	0.0	0.0	0.0	0.0	0.0
				Female #	1	0	1	0	0	0	0	0
				Female%	50.0	0.0	50.0	0.0	0.0	0.0	0.0	0.0

Maricopa County Community College District

South Mountain Community College

Snapshot Date: 09/30/2017

Workforce Analysis

Organizational Unit: Career & Edu Planning Services

Job Code	JobTitle	Total		Total								
		EMP	MIN	EMP	W	AA	H	A	NA	PI	2+	
1457	Student Svcs Spec	3	1	Male	0	0	0	0	0	0	0	0
				Female	3	2	0	1	0	0	0	0
886	Coord Enrollment Svcs	1	0	Male	0	0	0	0	0	0	0	0
				Female	1	1	0	0	0	0	0	0
Grand Total #		4	1	Male #	0	0	0	0	0	0	0	0
Grand Total %			25.0	Male %	0.0	0.0	0.0	0.0	0.0	0.0	0.0	0.0
				Female #	4	3	0	1	0	0	0	0
				Female%	100.0	75.0	0.0	25.0	0.0	0.0	0.0	0.0

Maricopa County Community College District

South Mountain Community College

Snapshot Date: 09/30/2017

Workforce Analysis

Organizational Unit: Center for HR Innov Strat Plan

Job Code	JobTitle	Total		Total									
		EMP	MIN	EMP	W	AA	H	A	NA	PI	2+		
2305	Admin Asst I	1	0	Male	0	0	0	0	0	0	0	0	0
				Female	1	1	0	0	0	0	0	0	0
Grand Total #		1	0	Male #	0	0	0	0	0	0	0	0	0
Grand Total %			0.0	Male %	0.0	0.0	0.0	0.0	0.0	0.0	0.0	0.0	0.0
				Female #	1	1	0	0	0	0	0	0	0
				Female%	100.0	100.0	0.0	0.0	0.0	0.0	0.0	0.0	0.0

Maricopa County Community College District

South Mountain Community College

Snapshot Date: 09/30/2017

Workforce Analysis

Organizational Unit: CGPS-Pecos

Job Code	JobTitle	Total		Total								
		EMP	MIN	EMP	W	AA	H	A	NA	PI	2+	
1007	Public Safety Police Officer	1	1	Male	1	0	1	0	0	0	0	0
				Female	0	0	0	0	0	0	0	0
Grand Total #		1	1	Male #	1	0	1	0	0	0	0	0
Grand Total %			100.0	Male %	100.0	0.0	100.0	0.0	0.0	0.0	0.0	0.0
				Female #	0	0	0	0	0	0	0	0
				Female%	0.0	0.0	0.0	0.0	0.0	0.0	0.0	0.0

Maricopa County Community College District

South Mountain Community College

Workforce Analysis

Snapshot Date: 09/30/2017

Organizational Unit: College Business Services

Job Code	JobTitle	Total		Total									
		EMP	MIN	EMP	W	AA	H	A	NA	PI	2+		
2325	Fiscal Tech II	1	1	Male	1	0	0	0	0	0	1	0	0
				Female	0	0	0	0	0	0	0	0	0
2625	Property Cntrl Tech	1	0	Male	0	0	0	0	0	0	0	0	0
				Female	1	1	0	0	0	0	0	0	0
2705	Accounting Asst	1	1	Male	1	0	0	1	0	0	0	0	0
				Female	0	0	0	0	0	0	0	0	0
Grand Total #		3	2	Male #	2	0	0	1	0	1	0	0	
Grand Total %			66.7	Male %	66.7	0.0	0.0	33.3	0.0	33.3	0.0	0.0	
				Female #	1	1	0	0	0	0	0	0	
				Female%	33.3	33.3	0.0	0.0	0.0	0.0	0.0	0.0	

Maricopa County Community College District

South Mountain Community College

Snapshot Date: 09/30/2017

Workforce Analysis

Organizational Unit: College Human Resources

Job Code	JobTitle	Total		Total								
		EMP	MIN	EMP	W	AA	H	A	NA	PI	2+	
2581	Sr Human Resources Analyst	1	1	Male	1	0	1	0	0	0	0	0
				Female	0	0	0	0	0	0	0	0
Grand Total #		1	1	Male #	1	0	1	0	0	0	0	0
Grand Total %			100.0	Male %	100.0	0.0	100.0	0.0	0.0	0.0	0.0	0.0
				Female #	0	0	0	0	0	0	0	0
				Female%	0.0	0.0	0.0	0.0	0.0	0.0	0.0	0.0

Maricopa County Community College District

South Mountain Community College

Workforce Analysis

Snapshot Date: 09/30/2017

Organizational Unit: College Safety

Job Code	JobTitle	Total		Total								
		EMP	MIN	EMP	W	AA	H	A	NA	PI	2+	
2730	Admin Secretary III	1	1	Male	0	0	0	0	0	0	0	0
				Female	1	0	1	0	0	0	0	0
Grand Total #		1	1	Male #	0	0	0	0	0	0	0	0
Grand Total %			100.0	Male %	0.0	0.0	0.0	0.0	0.0	0.0	0.0	0.0
				Female #	1	0	1	0	0	0	0	0
				Female%	100.0	0.0	100.0	0.0	0.0	0.0	0.0	0.0

Maricopa County Community College District
South Mountain Community College
Workforce Analysis

Snapshot Date: 09/30/2017

Organizational Unit: Comm, Fine Arts & Social Scien

Job Code	JobTitle	Total		Total								
		EMP	MIN	EMP	W	AA	H	A	NA	PI	2+	
1029	Coord Audio Visual	1	1	Male	1	0	0	0	1	0	0	0
				Female	0	0	0	0	0	0	0	
1290	Coord Instructional Info Tech	1	1	Male	1	0	0	0	0	0	1	0
				Female	0	0	0	0	0	0	0	
2730	Admin Secretary III	1	1	Male	0	0	0	0	0	0	0	0
				Female	1	0	0	1	0	0	0	
4204	Adjunct Faculty Day	15	4	Male	5	3	1	1	0	0	0	0
				Female	10	8	0	2	0	0	0	
4205	Adjunct Faculty Evening	8	4	Male	4	1	1	2	0	0	0	0
				Female	4	3	0	1	0	0	0	
7040	Art	1	0	Male	1	1	0	0	0	0	0	0
				Female	0	0	0	0	0	0	0	
7180	Communication	1	0	Male	1	1	0	0	0	0	0	0
				Female	0	0	0	0	0	0	0	
7290	Education	1	1	Male	0	0	0	0	0	0	0	0
				Female	1	0	0	0	0	1	0	
8000	Philosophy	1	1	Male	1	0	0	1	0	0	0	0
				Female	0	0	0	0	0	0	0	
8069	Storytelling	1	1	Male	0	0	0	0	0	0	0	0
				Female	1	0	0	1	0	0	0	
8140	Psychology	1	0	Male	1	1	0	0	0	0	0	0
				Female	0	0	0	0	0	0	0	
8317	English Storytelling	1	0	Male	0	0	0	0	0	0	0	0
				Female	1	1	0	0	0	0	0	
8400	Early Childhood Education	1	1	Male	0	0	0	0	0	0	0	0
				Female	1	0	1	0	0	0	0	

Maricopa County Community College District

South Mountain Community College

Snapshot Date: 09/30/2017

Workforce Analysis

Organizational Unit: Comm, Fine Arts & Social Scien

Job Code	JobTitle	Total		Total								
		EMP	MIN	EMP	W	AA	H	A	NA	PI	2+	
	Grand Total #	34	15	Male #	15	7	2	4	1	0	1	0
	Grand Total %		44.1	Male %	44.1	20.6	5.9	11.8	2.9	0.0	2.9	0.0
				Female #	19	12	1	5	0	1	0	0
				Female%	55.9	35.3	2.9	14.7	0.0	2.9	0.0	0.0

Maricopa County Community College District

South Mountain Community College

Snapshot Date: 09/30/2017

Workforce Analysis

Organizational Unit: Communication/INT Trng/ASL

Job Code	JobTitle	Total		Total								
		EMP	MIN	EMP	W	AA	H	A	NA	PI	2+	
4075	Temp Level 2	1	1	Male	1	0	0	1	0	0	0	0
				Female	0	0	0	0	0	0	0	
Grand Total #		1	1	Male #	1	0	0	1	0	0	0	0
Grand Total %			100.0	Male %	100.0	0.0	0.0	100.0	0.0	0.0	0.0	0.0
				Female #	0	0	0	0	0	0	0	0
				Female%	0.0	0.0	0.0	0.0	0.0	0.0	0.0	0.0

Maricopa County Community College District

South Mountain Community College

Snapshot Date: 09/30/2017

Workforce Analysis

Organizational Unit: Community Development Sites

Job Code	JobTitle	Total		Total								
		EMP	MIN	EMP	W	AA	H	A	NA	PI	2+	
7180	Communication	1	1	Male	0	0	0	0	0	0	0	0
				Female	1	0	0	0	1	0	0	0
Grand Total #		1	1	Male #	0	0	0	0	0	0	0	0
Grand Total %			100.0	Male %	0.0	0.0	0.0	0.0	0.0	0.0	0.0	0.0
				Female #	1	0	0	0	1	0	0	0
				Female%	100.0	0.0	0.0	0.0	100.0	0.0	0.0	0.0

Maricopa County Community College District

South Mountain Community College

Workforce Analysis

Snapshot Date: 09/30/2017

Organizational Unit: Community Outreach

Job Code	JobTitle	Total		Total									
		EMP	MIN	EMP	W	AA	H	A	NA	PI	2+		
1125	Coord Minority Svcs	1	1	Male	1	0	0	0	0	0	1	0	0
				Female	0	0	0	0	0	0	0	0	0
Grand Total #		1	1	Male #	1	0	0	0	0	0	1	0	0
Grand Total %			100.0	Male %	100.0	0.0	0.0	0.0	0.0	0.0	100.0	0.0	0.0
				Female #	0	0	0	0	0	0	0	0	0
				Female%	0.0	0.0	0.0	0.0	0.0	0.0	0.0	0.0	0.0

Maricopa County Community College District
South Mountain Community College
Workforce Analysis

Snapshot Date: 09/30/2017

Organizational Unit: Comp Creative Writing and Lit

Job Code	JobTitle	Total		Total									
		EMP	MIN	EMP	W	AA	H	A	NA	PI	2+		
4037	Student Lrning Facilitator II	3	2	Male	1	0	1	0	0	0	0	0	0
				Female	2	1	0	0	0	1	0	0	
4076	Temp Level 3	14	9	Male	4	0	0	4	0	0	0	0	
				Female	10	5	0	4	0	1	0	0	
4204	Adjunct Faculty Day	1	0	Male	1	1	0	0	0	0	0	0	
				Female	0	0	0	0	0	0	0	0	
Grand Total #		18	11	Male #	6	1	1	4	0	0	0	0	
Grand Total %			61.1	Male %	33.3	5.6	5.6	22.2	0.0	0.0	0.0	0.0	
				Female #	12	6	0	4	0	2	0	0	
				Female%	66.7	33.3	0.0	22.2	0.0	11.1	0.0	0.0	

Maricopa County Community College District

South Mountain Community College

Snapshot Date: 09/30/2017

Workforce Analysis

Organizational Unit: Computer Information Systems

Job Code	JobTitle	Total		Total								
		EMP	MIN	EMP	W	AA	H	A	NA	PI	2+	
7110	General Business	1	1	Male	0	0	0	0	0	0	0	0
				Female	1	0	1	0	0	0	0	0
7205	Computer Information Systems	1	1	Male	0	0	0	0	0	0	0	0
				Female	1	0	0	1	0	0	0	0
Grand Total #		2	2	Male #	0	0	0	0	0	0	0	0
Grand Total %			100.0	Male %	0.0	0.0	0.0	0.0	0.0	0.0	0.0	0.0
				Female #	2	0	1	1	0	0	0	0
				Female%	100.0	0.0	50.0	50.0	0.0	0.0	0.0	0.0

Maricopa County Community College District

South Mountain Community College

Snapshot Date: 09/30/2017

Workforce Analysis

Organizational Unit: Criminal Jus,ER Response&Legal

Job Code	JobTitle	Total		Total								
		EMP	MIN	EMP	W	AA	H	A	NA	PI	2+	
4081	Temp MAT Equiv Grade 17	1	0	Male	1	1	0	0	0	0	0	0
				Female	0	0	0	0	0	0	0	0
Grand Total #		1	0	Male #	1	1	0	0	0	0	0	0
Grand Total %			0.0	Male %	100.0	100.0	0.0	0.0	0.0	0.0	0.0	0.0
				Female #	0	0	0	0	0	0	0	0
				Female%	0.0	0.0	0.0	0.0	0.0	0.0	0.0	0.0

Maricopa County Community College District

South Mountain Community College

Snapshot Date: 09/30/2017

Workforce Analysis

Organizational Unit: Ctr Crrcim/Trnsfr Articulation

Job Code	JobTitle	Total		Total								
		EMP	MIN	EMP	W	AA	H	A	NA	PI	2+	
4075	Temp Level 2	1	1	Male	0	0	0	0	0	0	0	0
				Female	1	0	0	1	0	0	0	0
Grand Total #		1	1	Male #	0	0	0	0	0	0	0	0
Grand Total %			100.0	Male %	0.0	0.0	0.0	0.0	0.0	0.0	0.0	0.0
				Female #	1	0	0	1	0	0	0	0
				Female%	100.0	0.0	0.0	100.0	0.0	0.0	0.0	0.0

Maricopa County Community College District

South Mountain Community College

Snapshot Date: 09/30/2017

Workforce Analysis

Organizational Unit: Dean Academic Affairs

Job Code	JobTitle	Total		Total								
		EMP	MIN	EMP	W	AA	H	A	NA	PI	2+	
146	Dir Early Outreach Prog	1	1	Male	0	0	0	0	0	0	0	0
				Female	1	0	0	1	0	0	0	0
942	Coord Instructional Prg St Ops	1	1	Male	0	0	0	0	0	0	0	0
				Female	1	0	0	1	0	0	0	0
Grand Total #		2	2	Male #	0	0	0	0	0	0	0	0
Grand Total %			100.0	Male %	0.0	0.0	0.0	0.0	0.0	0.0	0.0	0.0
				Female #	2	0	0	2	0	0	0	0
				Female%	100.0	0.0	0.0	100.0	0.0	0.0	0.0	0.0

Maricopa County Community College District

South Mountain Community College

Workforce Analysis

Snapshot Date: 09/30/2017

Organizational Unit: Dean of Instruction

Job Code	JobTitle	Total		Total								
		EMP	MIN	EMP	W	AA	H	A	NA	PI	2+	
925	Dir Learning Ctr	1	1	Male	1	0	0	0	0	1	0	0
				Female	0	0	0	0	0	0	0	0
		Grand Total #	1	Male #	1	0	0	0	0	1	0	0
		Grand Total %		Male %	100.0	0.0	0.0	0.0	0.0	100.0	0.0	0.0
				Female #	0	0	0	0	0	0	0	0
				Female%	0.0	0.0	0.0	0.0	0.0	0.0	0.0	0.0

Maricopa County Community College District
South Mountain Community College
Workforce Analysis

Snapshot Date: 09/30/2017

Organizational Unit: Desktop Media Support

Job Code	JobTitle	Total		Total								
		EMP	MIN	EMP	W	AA	H	A	NA	PI	2+	
1117	Sr Network Tech	1	0	Male	1	1	0	0	0	0	0	0
				Female	0	0	0	0	0	0	0	0
1211	Systems Admin II	1	0	Male	1	1	0	0	0	0	0	0
				Female	0	0	0	0	0	0	0	0
2706	Help Desk Analyst	1	0	Male	0	0	0	0	0	0	0	0
				Female	1	1	0	0	0	0	0	0
2707	Client Support Analyst	2	0	Male	2	2	0	0	0	0	0	0
				Female	0	0	0	0	0	0	0	0
Grand Total #		5	0	Male #	4	4	0	0	0	0	0	0
Grand Total %			0.0	Male %	80.0	80.0	0.0	0.0	0.0	0.0	0.0	0.0
				Female #	1	1	0	0	0	0	0	0
				Female%	20.0	20.0	0.0	0.0	0.0	0.0	0.0	0.0

Maricopa County Community College District

South Mountain Community College

Snapshot Date: 09/30/2017

Workforce Analysis

Organizational Unit: DL Teaching & Learning

Job Code	JobTitle	Total		Total								
		EMP	MIN	EMP	W	AA	H	A	NA	PI	2+	
4071	Specially Funded	1	0	Male	1	1	0	0	0	0	0	0
				Female	0	0	0	0	0	0	0	0
Grand Total #		1	0	Male #	1	1	0	0	0	0	0	
Grand Total %			0.0	Male %	100.0	100.0	0.0	0.0	0.0	0.0	0.0	
				Female #	0	0	0	0	0	0	0	
				Female%	0.0	0.0	0.0	0.0	0.0	0.0	0.0	

Maricopa County Community College District

South Mountain Community College

Workforce Analysis

Snapshot Date: 09/30/2017

Organizational Unit: Dual Enrollment

Job Code	JobTitle	Total		Total									
		EMP	MIN	EMP	W	AA	H	A	NA	PI	2+		
1457	Student Svcs Spec	1	0	Male	0	0	0	0	0	0	0	0	0
				Female	1	1	0	0	0	0	0	0	0
Grand Total #		1	0	Male #	0	0	0	0	0	0	0	0	
Grand Total %			0.0	Male %	0.0	0.0	0.0	0.0	0.0	0.0	0.0	0.0	
				Female #	1	1	0	0	0	0	0	0	
				Female%	100.0	100.0	0.0	0.0	0.0	0.0	0.0	0.0	

Maricopa County Community College District

South Mountain Community College

Snapshot Date: 09/30/2017

Workforce Analysis

Organizational Unit: Educational Cntr-Inst

Job Code	JobTitle	Total		Total								
		EMP	MIN	EMP	W	AA	H	A	NA	PI	2+	
4077	Temp MAT Equiv Grade 13	1	1	Male	0	0	0	0	0	0	0	0
				Female	1	0	0	0	1	0	0	0
Grand Total #		1	1	Male #	0	0	0	0	0	0	0	0
Grand Total %			100.0	Male %	0.0	0.0	0.0	0.0	0.0	0.0	0.0	0.0
				Female #	1	0	0	0	1	0	0	0
				Female%	100.0	0.0	0.0	0.0	100.0	0.0	0.0	0.0

Maricopa County Community College District

South Mountain Community College

Workforce Analysis

Snapshot Date: 09/30/2017

Organizational Unit: English Division

Job Code	JobTitle	Total		Total								
		EMP	MIN	EMP	W	AA	H	A	NA	PI	2+	
4204	Adjunct Faculty Day	1	0	Male	0	0	0	0	0	0	0	0
				Female	1	1	0	0	0	0	0	0
Grand Total #		1	0	Male #	0	0	0	0	0	0	0	0
Grand Total %			0.0	Male %	0.0	0.0	0.0	0.0	0.0	0.0	0.0	0.0
				Female #	1	1	0	0	0	0	0	0
				Female%	100.0	100.0	0.0	0.0	0.0	0.0	0.0	0.0

Maricopa County Community College District

South Mountain Community College

Snapshot Date: 09/30/2017

Workforce Analysis

Organizational Unit: English-Journalism-Humanities

Job Code	JobTitle	Total		Total								
		EMP	MIN	EMP	W	AA	H	A	NA	PI	2+	
4204	Adjunct Faculty Day	1	0	Male	0	0	0	0	0	0	0	0
				Female	1	1	0	0	0	0	0	0
4205	Adjunct Faculty Evening	1	0	Male	0	0	0	0	0	0	0	0
				Female	1	1	0	0	0	0	0	0
Grand Total #		2	0	Male #	0	0	0	0	0	0	0	0
Grand Total %			0.0	Male %	0.0	0.0	0.0	0.0	0.0	0.0	0.0	0.0
				Female #	2	2	0	0	0	0	0	0
				Female%	100.0	100.0	0.0	0.0	0.0	0.0	0.0	0.0

Maricopa County Community College District
South Mountain Community College
Workforce Analysis

Snapshot Date: 09/30/2017

Organizational Unit: Enrollment Services

Job Code	JobTitle	Total		Total								
		EMP	MIN	EMP	W	AA	H	A	NA	PI	2+	
1119	Mgr Disability Resource Svcs	1	0	Male	0	0	0	0	0	0	0	0
				Female	1	1	0	0	0	0	0	0
1155	Coord Veterans Svcs	1	1	Male	0	0	0	0	0	0	0	0
				Female	1	0	0	1	0	0	0	0
4075	Temp Level 2	1	1	Male	0	0	0	0	0	0	0	0
				Female	1	0	0	1	0	0	0	0
440	Dir Admissions Regist Records	1	0	Male	0	0	0	0	0	0	0	0
				Female	1	1	0	0	0	0	0	0
590	Dir Financial Aid	1	1	Male	0	0	0	0	0	0	0	0
				Female	1	0	0	1	0	0	0	0
Grand Total #		5	3	Male #	0	0	0	0	0	0	0	0
Grand Total %			60.0	Male %	0.0	0.0	0.0	0.0	0.0	0.0	0.0	0.0
				Female #	5	2	0	3	0	0	0	0
				Female%	100.0	40.0	0.0	60.0	0.0	0.0	0.0	0.0

Maricopa County Community College District

South Mountain Community College

Workforce Analysis

Snapshot Date: 09/30/2017

Organizational Unit: Exercise Science

Job Code	JobTitle	Total		Total								
		EMP	MIN	EMP	W	AA	H	A	NA	PI	2+	
2806	Research Assoc	1	0	Male	1	1	0	0	0	0	0	0
				Female	0	0	0	0	0	0	0	0
Grand Total #		1	0	Male #	1	1	0	0	0	0	0	0
Grand Total %			0.0	Male %	100.0	100.0	0.0	0.0	0.0	0.0	0.0	0.0
				Female #	0	0	0	0	0	0	0	0
				Female%	0.0	0.0	0.0	0.0	0.0	0.0	0.0	0.0

Maricopa County Community College District
South Mountain Community College
Workforce Analysis

Snapshot Date: 09/30/2017

Organizational Unit: Facilities Management

Job Code	JobTitle	Total		Total								
		EMP	MIN	EMP	W	AA	H	A	NA	PI	2+	
2970	Office Coord I	1	1	Male	0	0	0	0	0	0	0	0
				Female	1	0	1	0	0	0	0	0
835	Mgr Building Operations	1	0	Male	1	1	0	0	0	0	0	0
				Female	0	0	0	0	0	0	0	0
Grand Total #		2	1	Male #	1	1	0	0	0	0	0	0
Grand Total %			50.0	Male %	50.0	50.0	0.0	0.0	0.0	0.0	0.0	0.0
				Female #	1	0	1	0	0	0	0	0
				Female%	50.0	0.0	50.0	0.0	0.0	0.0	0.0	0.0

Maricopa County Community College District

South Mountain Community College

Snapshot Date: 09/30/2017

Workforce Analysis

Organizational Unit: Facilities Planning & Dev

Job Code	JobTitle	Total		Total								
		EMP	MIN	EMP	W	AA	H	A	NA	PI	2+	
465	Dir Coll Facilities Plan Dev	1	0	Male	1	1	0	0	0	0	0	0
				Female	0	0	0	0	0	0	0	0
Grand Total #		1	0	Male #	1	1	0	0	0	0	0	0
Grand Total %			0.0	Male %	100.0	100.0	0.0	0.0	0.0	0.0	0.0	0.0
				Female #	0	0	0	0	0	0	0	0
				Female%	0.0	0.0	0.0	0.0	0.0	0.0	0.0	0.0

Maricopa County Community College District

South Mountain Community College

Snapshot Date: 09/30/2017

Workforce Analysis

Organizational Unit: Fin Aid Office

Job Code	JobTitle	Total		Total								
		EMP	MIN	EMP	W	AA	H	A	NA	PI	2+	
1457	Student Svcs Spec	1	0	Male	0	0	0	0	0	0	0	0
				Female	1	1	0	0	0	0	0	0
2945	Financial Aid Tech I	1	1	Male	0	0	0	0	0	0	0	0
				Female	1	0	0	1	0	0	0	0
Grand Total #		2	1	Male #	0	0	0	0	0	0	0	0
Grand Total %			50.0	Male %	0.0	0.0	0.0	0.0	0.0	0.0	0.0	0.0
				Female #	2	1	0	1	0	0	0	0
				Female%	100.0	50.0	0.0	50.0	0.0	0.0	0.0	0.0

Maricopa County Community College District

South Mountain Community College

Snapshot Date: 09/30/2017

Workforce Analysis

Organizational Unit: Financial Aid

Job Code	JobTitle	Total		Total								
		EMP	MIN	EMP	W	AA	H	A	NA	PI	2+	
1457	Student Svcs Spec	2	2	Male	0	0	0	0	0	0	0	0
				Female	2	0	0	2	0	0	0	0
951	Asst Dir Financial Aid	1	1	Male	1	0	0	1	0	0	0	0
				Female	0	0	0	0	0	0	0	0
Grand Total #		3	3	Male #	1	0	0	1	0	0	0	0
Grand Total %			100.0	Male %	33.3	0.0	0.0	33.3	0.0	0.0	0.0	0.0
				Female #	2	0	0	2	0	0	0	0
				Female%	66.7	0.0	0.0	66.7	0.0	0.0	0.0	0.0

Maricopa County Community College District

South Mountain Community College

Snapshot Date: 09/30/2017

Workforce Analysis

Organizational Unit: Fiscal Services

Job Code	JobTitle	Total		Total									
		EMP	MIN	EMP	W	AA	H	A	NA	PI	2+		
2325	Fiscal Tech II	1	1	Male	1	0	0	1	0	0	0	0	0
				Female	0	0	0	0	0	0	0	0	
2705	Accounting Asst	1	0	Male	1	1	0	0	0	0	0	0	
				Female	0	0	0	0	0	0	0	0	
945	Mgr College Fiscal Svcs	1	0	Male	0	0	0	0	0	0	0	0	
				Female	1	1	0	0	0	0	0	0	
Grand Total #		3	1	Male #	2	1	0	1	0	0	0	0	
Grand Total %			33.3	Male %	66.7	33.3	0.0	33.3	0.0	0.0	0.0	0.0	
				Female #	1	1	0	0	0	0	0	0	
				Female%	33.3	33.3	0.0	0.0	0.0	0.0	0.0	0.0	

Maricopa County Community College District

South Mountain Community College

Snapshot Date: 09/30/2017

Workforce Analysis

Organizational Unit: Fitness & Wellness

Job Code	JobTitle	Total		Total								
		EMP	MIN	EMP	W	AA	H	A	NA	PI	2+	
4002	Fitness Ctr Tech	3	3	Male	2	0	1	1	0	0	0	0
				Female	1	0	0	0	1	0	0	
Grand Total #		3	3	Male #	2	0	1	1	0	0	0	0
Grand Total %			100.0	Male %	66.7	0.0	33.3	33.3	0.0	0.0	0.0	0.0
				Female #	1	0	0	0	1	0	0	0
				Female%	33.3	0.0	0.0	0.0	33.3	0.0	0.0	0.0

Maricopa County Community College District
South Mountain Community College
Workforce Analysis

Snapshot Date: 09/30/2017

Organizational Unit: Grounds and Maintenance

Job Code	JobTitle	Total		Total								
		EMP	MIN	EMP	W	AA	H	A	NA	PI	2+	
4550	Carpenter	1	0	Male	1	1	0	0	0	0	0	0
				Female	0	0	0	0	0	0	0	0
4555	Electrician	1	0	Male	1	1	0	0	0	0	0	0
				Female	0	0	0	0	0	0	0	0
4850	Lead Groundskeeper	1	1	Male	1	0	0	1	0	0	0	0
				Female	0	0	0	0	0	0	0	0
4900	Groundskeeper I	3	2	Male	3	1	0	2	0	0	0	0
				Female	0	0	0	0	0	0	0	0
4910	Maint Asst	1	1	Male	1	0	0	1	0	0	0	0
				Female	0	0	0	0	0	0	0	0
Grand Total #		7	4	Male #	7	3	0	4	0	0	0	0
Grand Total %			57.1	Male %	100.0	42.9	0.0	57.1	0.0	0.0	0.0	0.0
				Female #	0	0	0	0	0	0	0	0
				Female%	0.0	0.0	0.0	0.0	0.0	0.0	0.0	0.0

Maricopa County Community College District

South Mountain Community College

Snapshot Date: 09/30/2017

Workforce Analysis

Organizational Unit: Guadalupe Learning Center

Job Code	JobTitle	Total		Total								
		EMP	MIN	EMP	W	AA	H	A	NA	PI	2+	
2590	Program Advisor	1	1	Male	0	0	0	0	0	0	0	0
				Female	1	0	0	0	0	0	1	0
Grand Total #		1	1	Male #	0	0	0	0	0	0	0	0
Grand Total %			100.0	Male %	0.0	0.0	0.0	0.0	0.0	0.0	0.0	0.0
				Female #	1	0	0	0	0	1	0	0
				Female%	100.0	0.0	0.0	0.0	0.0	100.0	0.0	0.0

Maricopa County Community College District

South Mountain Community College

Snapshot Date: 09/30/2017

Workforce Analysis

Organizational Unit: Instructional - Day Reg Sem

Job Code	JobTitle	Total		Total								
		EMP	MIN	EMP	W	AA	H	A	NA	PI	2+	
4204	Adjunct Faculty Day	1	0	Male	1	1	0	0	0	0	0	0
				Female	0	0	0	0	0	0	0	0
4205	Adjunct Faculty Evening	1	1	Male	0	0	0	0	0	0	0	0
				Female	1	0	1	0	0	0	0	0
Grand Total #		2	1	Male #	1	1	0	0	0	0	0	0
Grand Total %			50.0	Male %	50.0	50.0	0.0	0.0	0.0	0.0	0.0	0.0
				Female #	1	0	1	0	0	0	0	0
				Female%	50.0	0.0	50.0	0.0	0.0	0.0	0.0	0.0

Maricopa County Community College District

South Mountain Community College

Workforce Analysis

Snapshot Date: 09/30/2017

Organizational Unit: Instructional Computing

Job Code	JobTitle	Total		Total									
		EMP	MIN	EMP	W	AA	H	A	NA	PI	2+		
4205	Adjunct Faculty Evening	1	0	Male	1	1	0	0	0	0	0	0	0
				Female	0	0	0	0	0	0	0	0	0
Grand Total #		1	0	Male #	1	1	0	0	0	0	0	0	0
Grand Total %			0.0	Male %	100.0	100.0	0.0	0.0	0.0	0.0	0.0	0.0	0.0
				Female #	0	0	0	0	0	0	0	0	0
				Female%	0.0	0.0	0.0	0.0	0.0	0.0	0.0	0.0	0.0

Maricopa County Community College District

South Mountain Community College

Snapshot Date: 09/30/2017

Workforce Analysis

Organizational Unit: IT Operations Center

Job Code	JobTitle	Total		Total								
		EMP	MIN	EMP	W	AA	H	A	NA	PI	2+	
4075	Temp Level 2	1	1	Male	0	0	0	0	0	0	0	0
				Female	1	0	0	0	1	0	0	0
Grand Total #		1	1	Male #	0	0	0	0	0	0	0	0
Grand Total %			100.0	Male %	0.0	0.0	0.0	0.0	0.0	0.0	0.0	0.0
				Female #	1	0	0	0	1	0	0	0
				Female%	100.0	0.0	0.0	0.0	100.0	0.0	0.0	0.0

Maricopa County Community College District
South Mountain Community College
Workforce Analysis

Snapshot Date: 09/30/2017

Organizational Unit: ITS ERP Development

Job Code	JobTitle	Total		Total									
		EMP	MIN	EMP	W	AA	H	A	NA	PI	2+		
4075	Temp Level 2	1	0	Male	1	1	0	0	0	0	0	0	0
				Female	0	0	0	0	0	0	0	0	0
		Grand Total #	1	Male #	1	1	0	0	0	0	0	0	0
		Grand Total %		Male %	100.0	100.0	0.0	0.0	0.0	0.0	0.0	0.0	0.0
				Female #	0	0	0	0	0	0	0	0	0
				Female%	0.0	0.0	0.0	0.0	0.0	0.0	0.0	0.0	0.0

Maricopa County Community College District

South Mountain Community College

Snapshot Date: 09/30/2017

Workforce Analysis

Organizational Unit: Language Arts

Job Code	JobTitle	Total		Total								
		EMP	MIN	EMP	W	AA	H	A	NA	PI	2+	
4204	Adjunct Faculty Day	6	2	Male	1	1	0	0	0	0	0	0
				Female	5	3	2	0	0	0	0	
4205	Adjunct Faculty Evening	11	4	Male	5	4	0	1	0	0	0	
				Female	6	3	1	2	0	0	0	
6381	English Composition	3	1	Male	0	0	0	0	0	0	0	
				Female	3	2	1	0	0	0	0	
7241	ESL Spanish	1	1	Male	1	0	0	1	0	0	0	
				Female	0	0	0	0	0	0	0	
7320	English	3	1	Male	1	1	0	0	0	0	0	
				Female	2	1	1	0	0	0	0	
7776	English ESL	1	0	Male	0	0	0	0	0	0	0	
				Female	1	1	0	0	0	0	0	
8150	Reading	4	3	Male	1	0	0	1	0	0	0	
				Female	3	1	0	1	1	0	0	
8369	English as a Second Language	1	0	Male	1	1	0	0	0	0	0	
				Female	0	0	0	0	0	0	0	
Grand Total #		30	12	Male #	10	7	0	3	0	0	0	
Grand Total %			40.0	Male %	33.3	23.3	0.0	10.0	0.0	0.0	0.0	
				Female #	20	11	5	3	1	0	0	
				Female%	66.7	36.7	16.7	10.0	3.3	0.0	0.0	

Maricopa County Community College District

South Mountain Community College

Snapshot Date: 09/30/2017

Workforce Analysis

Organizational Unit: Learning Center

Job Code	JobTitle	Total		Total								
		EMP	MIN	EMP	W	AA	H	A	NA	PI	2+	
2765	Learning Ctr Tech	1	1	Male	0	0	0	0	0	0	0	0
				Female	1	0	0	1	0	0	0	0
Grand Total #		1	1	Male #	0	0	0	0	0	0	0	0
Grand Total %			100.0	Male %	0.0	0.0	0.0	0.0	0.0	0.0	0.0	0.0
				Female #	1	0	0	1	0	0	0	0
				Female%	100.0	0.0	0.0	100.0	0.0	0.0	0.0	0.0

Maricopa County Community College District

South Mountain Community College

Workforce Analysis

Snapshot Date: 09/30/2017

Organizational Unit: Learning Enhancement Center

Job Code	JobTitle	Total		Total								
		EMP	MIN	EMP	W	AA	H	A	NA	PI	2+	
4075	Temp Level 2	2	2	Male	0	0	0	0	0	0	0	0
				Female	2	0	0	1	0	1	0	0
Grand Total #		2	2	Male #	0	0	0	0	0	0	0	
Grand Total %			100.0	Male %	0.0	0.0	0.0	0.0	0.0	0.0	0.0	
				Female #	2	0	0	1	0	1	0	
				Female%	100.0	0.0	0.0	50.0	0.0	50.0	0.0	

Maricopa County Community College District

South Mountain Community College

Snapshot Date: 09/30/2017

Workforce Analysis

Organizational Unit: Library

Job Code	JobTitle	Total		Total								
		EMP	MIN	EMP	W	AA	H	A	NA	PI	2+	
2770	Library Asst II	2	2	Male	0	0	0	0	0	0	0	0
				Female	2	0	0	2	0	0	0	0
2934	Library Info Tech Spec I	1	1	Male	1	0	0	1	0	0	0	0
				Female	0	0	0	0	0	0	0	0
2936	Library Info Tech Spec II	1	0	Male	0	0	0	0	0	0	0	0
				Female	1	1	0	0	0	0	0	0
3145	Library Asst I	1	1	Male	0	0	0	0	0	0	0	0
				Female	1	0	1	0	0	0	0	0
3330	Library Clerk	1	1	Male	1	0	0	0	0	1	0	0
				Female	0	0	0	0	0	0	0	0
4025	Service Fac Hrly Day	3	0	Male	1	1	0	0	0	0	0	0
				Female	2	2	0	0	0	0	0	0
4027	Service Fac Hrly Evening	1	0	Male	1	1	0	0	0	0	0	0
				Female	0	0	0	0	0	0	0	0
Grand Total #		10	5	Male #	4	2	0	1	0	1	0	0
Grand Total %			50.0	Male %	40.0	20.0	0.0	10.0	0.0	10.0	0.0	0.0
				Female #	6	3	1	2	0	0	0	0
				Female%	60.0	30.0	10.0	20.0	0.0	0.0	0.0	0.0

Maricopa County Community College District

South Mountain Community College

Workforce Analysis

Snapshot Date: 09/30/2017

Organizational Unit: Maintenance Operations

Job Code	JobTitle	Total		Total								
		EMP	MIN	EMP	W	AA	H	A	NA	PI	2+	
4075	Temp Level 2	1	0	Male	0	0	0	0	0	0	0	0
				Female	1	1	0	0	0	0	0	0
Grand Total #		1	0	Male #	0	0	0	0	0	0	0	0
Grand Total %			0.0	Male %	0.0	0.0	0.0	0.0	0.0	0.0	0.0	0.0
				Female #	1	1	0	0	0	0	0	0
				Female%	100.0	100.0	0.0	0.0	0.0	0.0	0.0	0.0

Maricopa County Community College District

South Mountain Community College

Snapshot Date: 09/30/2017

Workforce Analysis

Organizational Unit: Marketing & Public Relations

Job Code	JobTitle	Total		Total								
		EMP	MIN	EMP	W	AA	H	A	NA	PI	2+	
4075	Temp Level 2	1	1	Male	1	0	1	0	0	0	0	0
				Female	0	0	0	0	0	0	0	0
		Grand Total #	1	1	Male #	1	0	1	0	0	0	0
		Grand Total %		100.0	Male %	100.0	0.0	100.0	0.0	0.0	0.0	0.0
					Female #	0	0	0	0	0	0	0
					Female%	0.0	0.0	0.0	0.0	0.0	0.0	0.0

Maricopa County Community College District

South Mountain Community College

Snapshot Date: 09/30/2017

Workforce Analysis

Organizational Unit: Marketing, Comm & Creative Svc

Job Code	JobTitle	Total		Total								
		EMP	MIN	EMP	W	AA	H	A	NA	PI	2+	
4075	Temp Level 2	1	1	Male	1	0	0	1	0	0	0	0
				Female	0	0	0	0	0	0	0	
Grand Total #		1	1	Male #	1	0	0	1	0	0	0	0
Grand Total %			100.0	Male %	100.0	0.0	0.0	100.0	0.0	0.0	0.0	0.0
				Female #	0	0	0	0	0	0	0	0
				Female%	0.0	0.0	0.0	0.0	0.0	0.0	0.0	0.0

Maricopa County Community College District

South Mountain Community College

Snapshot Date: 09/30/2017

Workforce Analysis

Organizational Unit: Math Division

Job Code	JobTitle	Total		Total								
		EMP	MIN	EMP	W	AA	H	A	NA	PI	2+	
4204	Adjunct Faculty Day	1	0	Male	1	1	0	0	0	0	0	0
				Female	0	0	0	0	0	0	0	
4205	Adjunct Faculty Evening	1	1	Male	0	0	0	0	0	0	0	
				Female	1	0	1	0	0	0	0	
Grand Total #		2	1	Male #	1	1	0	0	0	0	0	
Grand Total %			50.0	Male %	50.0	50.0	0.0	0.0	0.0	0.0	0.0	
				Female #	1	0	1	0	0	0	0	
				Female%	50.0	0.0	50.0	0.0	0.0	0.0	0.0	

Maricopa County Community College District

South Mountain Community College

Snapshot Date: 09/30/2017

Workforce Analysis

Organizational Unit: Mathematics

Job Code	JobTitle	Total		Total								
		EMP	MIN	EMP	W	AA	H	A	NA	PI	2+	
4204	Adjunct Faculty Day	1	0	Male	1	1	0	0	0	0	0	0
				Female	0	0	0	0	0	0	0	0
Grand Total #		1	0	Male #	1	1	0	0	0	0	0	0
Grand Total %			0.0	Male %	100.0	100.0	0.0	0.0	0.0	0.0	0.0	0.0
				Female #	0	0	0	0	0	0	0	0
				Female%	0.0	0.0	0.0	0.0	0.0	0.0	0.0	0.0

Maricopa County Community College District
South Mountain Community College
Workforce Analysis

Snapshot Date: 09/30/2017

Organizational Unit: Mth, Sci, Engin, & Counseling

Job Code	JobTitle	Total		Total									
		EMP	MIN	EMP	W	AA	H	A	NA	PI	2+		
1051	Coord Science Lab	1	1	Male	1	0	0	1	0	0	0	0	0
				Female	0	0	0	0	0	0	0	0	0
2730	Admin Secretary III	1	0	Male	1	1	0	0	0	0	0	0	0
				Female	0	0	0	0	0	0	0	0	0
4036	Student Lrning Facilitator I	19	12	Male	12	3	1	8	0	0	0	0	0
				Female	7	4	0	2	0	1	0	0	
4204	Adjunct Faculty Day	16	3	Male	7	7	0	0	0	0	0	0	0
				Female	9	6	1	0	2	0	0	0	0
4205	Adjunct Faculty Evening	9	4	Male	4	4	0	0	0	0	0	0	0
				Female	5	1	1	1	2	0	0	0	0
6475	Mathematics Physics	1	0	Male	1	1	0	0	0	0	0	0	0
				Female	0	0	0	0	0	0	0	0	0
7090	Biology	4	1	Male	2	2	0	0	0	0	0	0	0
				Female	2	1	0	1	0	0	0	0	0
7130	Chemistry	2	2	Male	0	0	0	0	0	0	0	0	0
				Female	2	0	0	1	1	0	0	0	0
7200	Counselor	3	1	Male	2	1	0	1	0	0	0	0	0
				Female	1	1	0	0	0	0	0	0	0
7380	Geology	1	1	Male	0	0	0	0	0	0	0	0	0
				Female	1	0	1	0	0	0	0	0	0
7500	Mathematics	7	3	Male	2	1	0	1	0	0	0	0	0
				Female	5	3	0	1	1	0	0	0	0
Grand Total #		64	28	Male #	32	20	1	11	0	0	0	0	
Grand Total %			43.8	Male %	50.0	31.3	1.6	17.2	0.0	0.0	0.0	0.0	
				Female #	32	16	3	6	6	1	0	0	
				Female%	50.0	25.0	4.7	9.4	9.4	1.6	0.0	0.0	

Maricopa County Community College District

South Mountain Community College

Snapshot Date: 09/30/2017

Workforce Analysis

Organizational Unit: Music

Job Code	JobTitle	Total		Total								
		EMP	MIN	EMP	W	AA	H	A	NA	PI	2+	
4018	Music Instruction Hrly	3	2	Male	2	1	1	0	0	0	0	0
				Female	1	0	1	0	0	0	0	0
7550	Music	1	0	Male	1	1	0	0	0	0	0	0
				Female	0	0	0	0	0	0	0	0
Grand Total #		4	2	Male #	3	2	1	0	0	0	0	0
Grand Total %			50.0	Male %	75.0	50.0	25.0	0.0	0.0	0.0	0.0	0.0
				Female #	1	0	1	0	0	0	0	0
				Female%	25.0	0.0	25.0	0.0	0.0	0.0	0.0	0.0

Maricopa County Community College District

South Mountain Community College

Snapshot Date: 09/30/2017

Workforce Analysis

Organizational Unit: Music-Performing Arts Center

Job Code	JobTitle	Total		Total								
		EMP	MIN	EMP	W	AA	H	A	NA	PI	2+	
4050	Accompanist	4	2	Male	3	2	1	0	0	0	0	0
				Female	1	0	1	0	0	0	0	0
Grand Total #		4	2	Male #	3	2	1	0	0	0	0	0
Grand Total %			50.0	Male %	75.0	50.0	25.0	0.0	0.0	0.0	0.0	0.0
				Female #	1	0	1	0	0	0	0	0
				Female%	25.0	0.0	25.0	0.0	0.0	0.0	0.0	0.0

Maricopa County Community College District

South Mountain Community College

Snapshot Date: 09/30/2017

Workforce Analysis

Organizational Unit: My Career, Library & CTL

Job Code	JobTitle	Total		Total								
		EMP	MIN	EMP	W	AA	H	A	NA	PI	2+	
1081	Coord Tech Develop Training	1	1	Male	0	0	0	0	0	0	0	0
				Female	1	0	0	1	0	0	0	0
1170	Institutional Research Analyst	1	1	Male	0	0	0	0	0	0	0	0
				Female	1	0	0	0	0	1	0	0
1211	Systems Admin II	1	0	Male	1	1	0	0	0	0	0	0
				Female	0	0	0	0	0	0	0	0
1930	Athletic Spec	3	1	Male	2	1	1	0	0	0	0	0
				Female	1	1	0	0	0	0	0	0
2590	Program Advisor	1	0	Male	0	0	0	0	0	0	0	0
				Female	1	1	0	0	0	0	0	0
4200	Ath Dir Trn Coach	2	0	Male	2	2	0	0	0	0	0	0
				Female	0	0	0	0	0	0	0	0
4204	Adjunct Faculty Day	16	6	Male	5	3	1	1	0	0	0	0
				Female	11	7	3	0	1	0	0	0
4205	Adjunct Faculty Evening	4	1	Male	4	3	0	1	0	0	0	0
				Female	0	0	0	0	0	0	0	0
7205	Computer Information Systems	2	0	Male	2	2	0	0	0	0	0	0
				Female	0	0	0	0	0	0	0	0
7480	Librarian	5	2	Male	0	0	0	0	0	0	0	0
				Female	5	3	0	1	0	1	0	0
7600	Physical Education	1	0	Male	1	1	0	0	0	0	0	0
				Female	0	0	0	0	0	0	0	0
8041	Educational Support	1	0	Male	0	0	0	0	0	0	0	0
				Female	1	1	0	0	0	0	0	0

Maricopa County Community College District

South Mountain Community College

Snapshot Date: 09/30/2017

Workforce Analysis

Organizational Unit: My Career, Library & CTL

Job Code	JobTitle	Total		Total								
		EMP	MIN	EMP	W	AA	H	A	NA	PI	2+	
	Grand Total #	38	12	Male #	17	13	2	2	0	0	0	0
	Grand Total %		31.6	Male %	44.7	34.2	5.3	5.3	0.0	0.0	0.0	0.0
				Female #	21	13	3	2	1	2	0	0
				Female%	55.3	34.2	7.9	5.3	2.6	5.3	0.0	0.0

Maricopa County Community College District

South Mountain Community College

Snapshot Date: 09/30/2017

Workforce Analysis

Organizational Unit: Office of the Chancellor

Job Code	JobTitle	Total		Total								
		EMP	MIN	EMP	W	AA	H	A	NA	PI	2+	
50	College President	1	0	Male	0	0	0	0	0	0	0	0
				Female	1	1	0	0	0	0	0	0
Grand Total #		1	0	Male #	0	0	0	0	0	0	0	0
Grand Total %			0.0	Male %	0.0	0.0	0.0	0.0	0.0	0.0	0.0	0.0
				Female #	1	1	0	0	0	0	0	0
				Female%	100.0	100.0	0.0	0.0	0.0	0.0	0.0	0.0

Maricopa County Community College District
South Mountain Community College
Workforce Analysis

Snapshot Date: 09/30/2017

Organizational Unit: Office of the President SMCC

Job Code	JobTitle	Total		Total								
		EMP	MIN	EMP	W	AA	H	A	NA	PI	2+	
100	VP Academic Affairs	1	1	Male	0	0	0	0	0	0	0	0
				Female	1	0	0	1	0	0	0	0
1138	Coord Special Events	1	0	Male	0	0	0	0	0	0	0	0
				Female	1	1	0	0	0	0	0	0
145	VP Student Affairs	1	1	Male	1	0	1	0	0	0	0	0
				Female	0	0	0	0	0	0	0	0
166	Sr Mgr Human Resources	1	0	Male	0	0	0	0	0	0	0	0
				Female	1	1	0	0	0	0	0	0
403	Dean	1	1	Male	0	0	0	0	0	0	0	0
				Female	1	0	1	0	0	0	0	0
771	Mgr Organizational Development	1	1	Male	0	0	0	0	0	0	0	0
				Female	1	0	0	1	0	0	0	0
Grand Total #		6	4	Male #	1	0	1	0	0	0	0	0
Grand Total %			66.7	Male %	16.7	0.0	16.7	0.0	0.0	0.0	0.0	0.0
				Female #	5	2	1	2	0	0	0	0
				Female%	83.3	33.3	16.7	33.3	0.0	0.0	0.0	0.0

Maricopa County Community College District

South Mountain Community College

Snapshot Date: 09/30/2017

Workforce Analysis

Organizational Unit: Physical Sci&Engineering

Job Code	JobTitle	Total		Total								
		EMP	MIN	EMP	W	AA	H	A	NA	PI	2+	
4205	Adjunct Faculty Evening	1	0	Male	1	1	0	0	0	0	0	0
				Female	0	0	0	0	0	0	0	0
Grand Total #		1	0	Male #	1	1	0	0	0	0	0	0
Grand Total %			0.0	Male %	100.0	100.0	0.0	0.0	0.0	0.0	0.0	0.0
				Female #	0	0	0	0	0	0	0	0
				Female%	0.0	0.0	0.0	0.0	0.0	0.0	0.0	0.0

Maricopa County Community College District

South Mountain Community College

Workforce Analysis

Snapshot Date: 09/30/2017

Organizational Unit: Physical Sciences

Job Code	JobTitle	Total		Total								
		EMP	MIN	EMP	W	AA	H	A	NA	PI	2+	
4204	Adjunct Faculty Day	1	0	Male	1	1	0	0	0	0	0	0
				Female	0	0	0	0	0	0	0	0
Grand Total #		1	0	Male #	1	1	0	0	0	0	0	
Grand Total %			0.0	Male %	100.0	100.0	0.0	0.0	0.0	0.0	0.0	
				Female #	0	0	0	0	0	0	0	
				Female%	0.0	0.0	0.0	0.0	0.0	0.0	0.0	

Maricopa County Community College District

South Mountain Community College

Snapshot Date: 09/30/2017

Workforce Analysis

Organizational Unit: Physics, Elec, Geolgy

Job Code	JobTitle	Total		Total								
		EMP	MIN	EMP	W	AA	H	A	NA	PI	2+	
4028	Substitute Pay Day Inst	1	0	Male	1	1	0	0	0	0	0	0
				Female	0	0	0	0	0	0	0	0
Grand Total #		1	0	Male #	1	1	0	0	0	0	0	
Grand Total %			0.0	Male %	100.0	100.0	0.0	0.0	0.0	0.0	0.0	
				Female #	0	0	0	0	0	0	0	
				Female%	0.0	0.0	0.0	0.0	0.0	0.0	0.0	

Maricopa County Community College District

South Mountain Community College

Workforce Analysis

Snapshot Date: 09/30/2017

Organizational Unit: Psychology

Job Code	JobTitle	Total		Total								
		EMP	MIN	EMP	W	AA	H	A	NA	PI	2+	
7200	Counselor	1	0	Male	1	1	0	0	0	0	0	0
				Female	0	0	0	0	0	0	0	0
Grand Total #		1	0	Male #	1	1	0	0	0	0	0	
Grand Total %			0.0	Male %	100.0	100.0	0.0	0.0	0.0	0.0	0.0	
				Female #	0	0	0	0	0	0	0	
				Female%	0.0	0.0	0.0	0.0	0.0	0.0	0.0	

Maricopa County Community College District

South Mountain Community College

Snapshot Date: 09/30/2017

Workforce Analysis

Organizational Unit: Research & Development

Job Code	JobTitle	Total		Total								
		EMP	MIN	EMP	W	AA	H	A	NA	PI	2+	
1170	Institutional Research Analyst	1	0	Male	1	1	0	0	0	0	0	0
				Female	0	0	0	0	0	0	0	0
Grand Total #		1	0	Male #	1	1	0	0	0	0	0	0
Grand Total %			0.0	Male %	100.0	100.0	0.0	0.0	0.0	0.0	0.0	0.0
				Female #	0	0	0	0	0	0	0	0
				Female%	0.0	0.0	0.0	0.0	0.0	0.0	0.0	0.0

Maricopa County Community College District

South Mountain Community College

Snapshot Date: 09/30/2017

Workforce Analysis

Organizational Unit: Social & Behavioral Science

Job Code	JobTitle	Total		Total									
		EMP	MIN	EMP	W	AA	H	A	NA	PI	2+		
6359	Philosophy Religious Studies	1	0	Male	1	1	0	0	0	0	0	0	0
				Female	0	0	0	0	0	0	0	0	0
7400	History	1	0	Male	0	0	0	0	0	0	0	0	0
				Female	1	1	0	0	0	0	0	0	0
8130	Psychology Sociology	1	1	Male	1	0	1	0	0	0	0	0	0
				Female	0	0	0	0	0	0	0	0	0
Grand Total #		3	1	Male #	2	1	1	0	0	0	0	0	0
Grand Total %			33.3	Male %	66.7	33.3	33.3	0.0	0.0	0.0	0.0	0.0	0.0
				Female #	1	1	0	0	0	0	0	0	0
				Female%	33.3	33.3	0.0	0.0	0.0	0.0	0.0	0.0	0.0

Maricopa County Community College District

South Mountain Community College

Snapshot Date: 09/30/2017

Workforce Analysis

Organizational Unit: Social Sciences Division

Job Code	JobTitle	Total		Total								
		EMP	MIN	EMP	W	AA	H	A	NA	PI	2+	
4376	Temp Job Equiv to MAT 18	2	2	Male	1	0	0	1	0	0	0	0
				Female	1	0	0	0	0	1	0	0
Grand Total #		2	2	Male #	1	0	0	1	0	0	0	0
Grand Total %			100.0	Male %	50.0	0.0	0.0	50.0	0.0	0.0	0.0	0.0
				Female #	1	0	0	0	0	1	0	0
				Female%	50.0	0.0	0.0	0.0	0.0	50.0	0.0	0.0

Maricopa County Community College District

South Mountain Community College

Snapshot Date: 09/30/2017

Workforce Analysis

Organizational Unit: Speech/Theatre

Job Code	JobTitle	Total		Total								
		EMP	MIN	EMP	W	AA	H	A	NA	PI	2+	
6545	Theatre	1	0	Male	0	0	0	0	0	0	0	0
				Female	1	1	0	0	0	0	0	0
Grand Total #		1	0	Male #	0	0	0	0	0	0	0	0
Grand Total %			0.0	Male %	0.0	0.0	0.0	0.0	0.0	0.0	0.0	0.0
				Female #	1	1	0	0	0	0	0	0
				Female%	100.0	100.0	0.0	0.0	0.0	0.0	0.0	0.0

Maricopa County Community College District

South Mountain Community College

Snapshot Date: 09/30/2017

Workforce Analysis

Organizational Unit: Student Activities Admin

Job Code	JobTitle	Total		Total								
		EMP	MIN	EMP	W	AA	H	A	NA	PI	2+	
4075	Temp Level 2	2	0	Male	0	0	0	0	0	0	0	0
				Female	2	2	0	0	0	0	0	0
Grand Total #		2	0	Male #	0	0	0	0	0	0	0	
Grand Total %			0.0	Male %	0.0	0.0	0.0	0.0	0.0	0.0	0.0	
				Female #	2	2	0	0	0	0	0	
				Female%	100.0	100.0	0.0	0.0	0.0	0.0	0.0	

Maricopa County Community College District

South Mountain Community College

Snapshot Date: 09/30/2017

Workforce Analysis

Organizational Unit: Student Development Center

Job Code	JobTitle	Total		Total								
		EMP	MIN	EMP	W	AA	H	A	NA	PI	2+	
4075	Temp Level 2	1	1	Male	1	0	1	0	0	0	0	0
				Female	0	0	0	0	0	0	0	
785	Dir Student Life Leadership	1	1	Male	1	0	1	0	0	0	0	
				Female	0	0	0	0	0	0	0	
Grand Total #		2	2	Male #	2	0	2	0	0	0	0	
Grand Total %			100.0	Male %	100.0	0.0	100.0	0.0	0.0	0.0	0.0	
				Female #	0	0	0	0	0	0	0	
				Female%	0.0	0.0	0.0	0.0	0.0	0.0	0.0	

Maricopa County Community College District

South Mountain Community College

Workforce Analysis

Snapshot Date: 09/30/2017

Organizational Unit: Student Success

Job Code	JobTitle	Total		Total								
		EMP	MIN	EMP	W	AA	H	A	NA	PI	2+	
886	Coord Enrollment Svcs	1	0	Male	0	0	0	0	0	0	0	0
				Female	1	1	0	0	0	0	0	0
Grand Total #		1	0	Male #	0	0	0	0	0	0	0	0
Grand Total %			0.0	Male %	0.0	0.0	0.0	0.0	0.0	0.0	0.0	0.0
				Female #	1	1	0	0	0	0	0	0
				Female%	100.0	100.0	0.0	0.0	0.0	0.0	0.0	0.0

Maricopa County Community College District

South Mountain Community College

Snapshot Date: 09/30/2017

Workforce Analysis

Organizational Unit: Student Success Programs

Job Code	JobTitle	Total		Total								
		EMP	MIN	EMP	W	AA	H	A	NA	PI	2+	
4075	Temp Level 2	1	1	Male	0	0	0	0	0	0	0	0
				Female	1	0	0	1	0	0	0	0
Grand Total #		1	1	Male #	0	0	0	0	0	0	0	0
Grand Total %			100.0	Male %	0.0	0.0	0.0	0.0	0.0	0.0	0.0	0.0
				Female #	1	0	0	1	0	0	0	0
				Female%	100.0	0.0	0.0	100.0	0.0	0.0	0.0	0.0

Maricopa County Community College District

South Mountain Community College

Snapshot Date: 09/30/2017

Workforce Analysis

Organizational Unit: Student Support Services

Job Code	JobTitle	Total		Total								
		EMP	MIN	EMP	W	AA	H	A	NA	PI	2+	
2305	Admin Asst I	1	1	Male	0	0	0	0	0	0	0	0
				Female	1	0	0	1	0	0	0	0
Grand Total #		1	1	Male #	0	0	0	0	0	0	0	0
Grand Total %			100.0	Male %	0.0	0.0	0.0	0.0	0.0	0.0	0.0	0.0
				Female #	1	0	0	1	0	0	0	0
				Female%	100.0	0.0	0.0	100.0	0.0	0.0	0.0	0.0

Maricopa County Community College District

South Mountain Community College

Snapshot Date: 09/30/2017

Workforce Analysis

Organizational Unit: Technology Support Services

Job Code	JobTitle	Total		Total								
		EMP	MIN	EMP	W	AA	H	A	NA	PI	2+	
1210	Programmer Analyst II	1	0	Male	1	1	0	0	0	0	0	0
				Female	0	0	0	0	0	0	0	0
2311	Coord Fine Arts Instruc Tech	1	0	Male	1	1	0	0	0	0	0	0
				Female	0	0	0	0	0	0	0	0
966	Mgr Help Desk	1	1	Male	1	0	1	0	0	0	0	0
				Female	0	0	0	0	0	0	0	0
Grand Total #		3	1	Male #	3	2	1	0	0	0	0	0
Grand Total %			33.3	Male %	100.0	66.7	33.3	0.0	0.0	0.0	0.0	0.0
				Female #	0	0	0	0	0	0	0	0
				Female%	0.0	0.0	0.0	0.0	0.0	0.0	0.0	0.0

Maricopa County Community College District
South Mountain Community College
Workforce Analysis

Snapshot Date: 09/30/2017

Organizational Unit: VP of Academic Affairs

Job Code	JobTitle	Total		Total								
		EMP	MIN	EMP	W	AA	H	A	NA	PI	2+	
403	Dean	1	0	Male	1	1	0	0	0	0	0	0
				Female	0	0	0	0	0	0	0	0
7090	Biology	1	0	Male	0	0	0	0	0	0	0	0
				Female	1	1	0	0	0	0	0	0
7205	Computer Information Systems	1	0	Male	1	1	0	0	0	0	0	0
				Female	0	0	0	0	0	0	0	0
7320	English	1	0	Male	1	1	0	0	0	0	0	0
				Female	0	0	0	0	0	0	0	0
7500	Mathematics	1	0	Male	0	0	0	0	0	0	0	0
				Female	1	1	0	0	0	0	0	0
7550	Music	1	1	Male	1	0	1	0	0	0	0	0
				Female	0	0	0	0	0	0	0	0
Grand Total #		6	1	Male #	4	3	1	0	0	0	0	0
Grand Total %			16.7	Male %	66.7	50.0	16.7	0.0	0.0	0.0	0.0	0.0
				Female #	2	2	0	0	0	0	0	0
				Female%	33.3	33.3	0.0	0.0	0.0	0.0	0.0	0.0

Maricopa County Community College District

South Mountain Community College

Snapshot Date: 09/30/2017

Workforce Analysis

Organizational Unit: VP of Org Effectiveness & Tech

Job Code	JobTitle	Total		Total									
		EMP	MIN	EMP	W	AA	H	A	NA	PI	2+		
2305	Admin Asst I	1	1	Male	0	0	0	0	0	0	0	0	0
				Female	1	0	1	0	0	0	0	0	0
2602	Dir Information Tech	1	0	Male	1	1	0	0	0	0	0	0	
				Female	0	0	0	0	0	0	0	0	
655	Dir College Business Svcs	1	0	Male	1	1	0	0	0	0	0	0	
				Female	0	0	0	0	0	0	0	0	
Grand Total #		3	1	Male #	2	2	0	0	0	0	0	0	
Grand Total %			33.3	Male %	66.7	66.7	0.0	0.0	0.0	0.0	0.0	0.0	
				Female #	1	0	1	0	0	0	0	0	
				Female%	33.3	0.0	33.3	0.0	0.0	0.0	0.0	0.0	

Maricopa County Community College District
South Mountain Community College
Workforce Analysis

Snapshot Date: 09/30/2017

Organizational Unit: VP of Student Affairs

Job Code	JobTitle	Total		Total								
		EMP	MIN	EMP	W	AA	H	A	NA	PI	2+	
1146	Coord Student Success Programs	1	1	Male	1	0	0	1	0	0	0	0
				Female	0	0	0	0	0	0	0	
2305	Admin Asst I	1	1	Male	0	0	0	0	0	0	0	0
				Female	1	0	0	1	0	0	0	0
403	Dean	1	1	Male	1	0	1	0	0	0	0	0
				Female	0	0	0	0	0	0	0	0
510	Dir Career Educ Planning Svcs	1	0	Male	0	0	0	0	0	0	0	0
				Female	1	1	0	0	0	0	0	0
731	Dir Athletics	1	0	Male	1	1	0	0	0	0	0	0
				Female	0	0	0	0	0	0	0	0
Grand Total #		5	3	Male #	3	1	1	1	0	0	0	0
Grand Total %			60.0	Male %	60.0	20.0	20.0	20.0	0.0	0.0	0.0	0.0
				Female #	2	1	0	1	0	0	0	0
				Female%	40.0	20.0	0.0	20.0	0.0	0.0	0.0	0.0

Maricopa County Community College District

Chandler-Gilbert Community College

Snapshot Date: 09/30/2017

Workforce Analysis Summary

Organizational Unit	Total				Male							Female						
	EMP	M	F	MIN	W	AA	H	A	NA	PI	2+	W	AA	H	A	NA	PI	2+
Academic Advisement	17	7	10	11	3	0	4	0	0	0	0	3	1	6	0	0	0	0
Academic Success Center	2	0	2	0	0	0	0	0	0	0	0	2	0	0	0	0	0	0
Ace Plus Program	1	0	1	1	0	0	0	0	0	0	0	0	0	0	0	1	0	0
Adj Fac Rio Luke AFB OBSOLETE	29	14	15	5	12	0	0	2	0	0	0	12	2	0	1	0	0	0
Admin of Justice	45	20	25	9	17	1	1	1	0	0	0	19	2	3	1	0	0	0
Administration of Justice	61	48	13	9	43	0	5	0	0	0	0	9	1	3	0	0	0	0
Admissions & Records	7	1	6	3	0	0	0	0	1	0	0	4	0	2	0	0	0	0
Application Development	2	2	0	0	2	0	0	0	0	0	0	0	0	0	0	0	0	0
Applied Sciences II	1	0	1	0	0	0	0	0	0	0	0	1	0	0	0	0	0	0
Art	7	3	4	2	2	0	1	0	0	0	0	3	0	1	0	0	0	0
Arts, Humanity Soc & Beh Sci	1	1	0	0	1	0	0	0	0	0	0	0	0	0	0	0	0	0
Assessment	2	0	2	1	0	0	0	0	0	0	0	1	0	1	0	0	0	0
Athletics	12	9	3	5	5	1	1	2	0	0	0	2	1	0	0	0	0	0
Athletics-Basketball	1	1	0	1	0	0	0	0	0	1	0	0	0	0	0	0	0	0
Athletics-Golf	2	2	0	0	2	0	0	0	0	0	0	0	0	0	0	0	0	0
Athletics-Soccer	2	2	0	1	1	0	1	0	0	0	0	0	0	0	0	0	0	0
Aviation & Applied Technology	28	22	6	2	20	2	0	0	0	0	0	6	0	0	0	0	0	0
Behavioral Sciences	1	0	1	0	0	0	0	0	0	0	0	1	0	0	0	0	0	0
Behavioral Sciences Division	1	0	1	1	0	0	0	0	0	0	0	0	1	0	0	0	0	0
Benefits	1	0	1	0	0	0	0	0	0	0	0	1	0	0	0	0	0	0
Biology	2	1	1	2	0	0	1	0	0	0	0	0	0	0	1	0	0	0

Maricopa County Community College District

Chandler-Gilbert Community College

Snapshot Date: 09/30/2017

Workforce Analysis Summary

Organizational Unit	Total				Male							Female						
	EMP	M	F	MIN	W	AA	H	A	NA	PI	2+	W	AA	H	A	NA	PI	2+
Biology Sciences	34	10	24	9	9	0	1	0	0	0	0	16	4	1	3	0	0	0
Buckeye Educational Cntr-Inst	1	0	1	0	0	0	0	0	0	0	0	1	0	0	0	0	0	0
Buildings & Grounds	6	6	0	4	2	0	4	0	0	0	0	0	0	0	0	0	0	0
Bursar	1	0	1	1	0	0	0	0	0	0	0	0	0	0	0	1	0	0
Business	3	2	1	1	2	0	0	0	0	0	0	0	0	0	1	0	0	0
Business & Computing Studies	53	30	23	14	20	3	5	1	1	0	0	19	0	2	2	0	0	0
Business Operations	6	1	5	1	0	0	1	0	0	0	0	5	0	0	0	0	0	0
Business Services/College Safe	1	1	0	0	1	0	0	0	0	0	0	0	0	0	0	0	0	0
CGPS-Pecos	5	5	0	4	1	0	4	0	0	0	0	0	0	0	0	0	0	0
Chemistry	1	1	0	0	1	0	0	0	0	0	0	0	0	0	0	0	0	0
College Fiscal Operations	3	0	3	3	0	0	0	0	0	0	0	0	2	1	0	0	0	0
College HR - Strategic Staffin	1	0	1	1	0	0	0	0	0	0	0	0	0	1	0	0	0	0
College Safety	2	2	0	0	2	0	0	0	0	0	0	0	0	0	0	0	0	0
Communication-Fine Arts Div	47	17	30	10	14	0	1	0	2	0	0	23	2	3	2	0	0	0
Communication/Fine Arts Div	14	7	7	4	6	0	1	0	0	0	0	4	0	2	1	0	0	0
Communication/PR Team	1	0	1	1	0	0	0	0	0	0	0	0	1	0	0	0	0	0
Comp Creative Writing and Lit	85	23	62	23	19	2	2	0	0	0	0	43	4	10	4	1	0	0
Computer Information Systems	1	0	1	0	0	0	0	0	0	0	0	1	0	0	0	0	0	0
Counseling	1	0	1	0	0	0	0	0	0	0	0	1	0	0	0	0	0	0
Criminal Jus,ER Response&Legal	21	21	0	1	20	0	1	0	0	0	0	0	0	0	0	0	0	0
Ctr for Civic Participation	1	0	1	0	0	0	0	0	0	0	0	1	0	0	0	0	0	0

**Maricopa County Community College District
Chandler-Gilbert Community College
Workforce Analysis Summary**

Snapshot Date: 09/30/2017

Organizational Unit	Total				Male							Female						
	EMP	M	F	MIN	W	AA	H	A	NA	PI	2+	W	AA	H	A	NA	PI	2+
Ctr. Teaching, Learning/Tech.	1	0	1	0	0	0	0	0	0	0	0	1	0	0	0	0	0	0
Dean of Arts & Sciences	2	1	1	0	1	0	0	0	0	0	0	1	0	0	0	0	0	0
Dean of Arts & Sciences-SciLab	3	1	2	0	1	0	0	0	0	0	0	2	0	0	0	0	0	0
Dean of Career and Tech Educat	2	0	2	0	0	0	0	0	0	0	0	2	0	0	0	0	0	0
Dean of Commun. Affairs	1	0	1	0	0	0	0	0	0	0	0	1	0	0	0	0	0	0
Desktop Media Support	1	1	0	0	1	0	0	0	0	0	0	0	0	0	0	0	0	0
DL Teaching & Learning	1	1	0	1	0	1	0	0	0	0	0	0	0	0	0	0	0	0
Dual Enrollment	1	1	0	0	1	0	0	0	0	0	0	0	0	0	0	0	0	0
Emergency Medical Tech	9	8	1	1	7	0	1	0	0	0	0	1	0	0	0	0	0	0
English	1	1	0	1	0	0	0	1	0	0	0	0	0	0	0	0	0	0
Enrollment Management Services	1	1	0	0	1	0	0	0	0	0	0	0	0	0	0	0	0	0
Exercise Science	3	0	3	0	0	0	0	0	0	0	0	3	0	0	0	0	0	0
Financial Aid	3	0	3	0	0	0	0	0	0	0	0	3	0	0	0	0	0	0
Fitness & Wellness	5	5	0	2	3	0	1	0	0	1	0	0	0	0	0	0	0	0
Fitness-Health-P.E.	1	0	1	0	0	0	0	0	0	0	0	1	0	0	0	0	0	0
Health Sciences	1	0	1	1	0	0	0	0	0	0	0	0	0	0	1	0	0	0
Hlth Profns,Fitness&Wellness	2	1	1	0	1	0	0	0	0	0	0	1	0	0	0	0	0	0
Honors Program	1	0	1	0	0	0	0	0	0	0	0	1	0	0	0	0	0	0
In Person Teaching-Learning	1	1	0	0	1	0	0	0	0	0	0	0	0	0	0	0	0	0
Information Resources Div	1	0	1	0	0	0	0	0	0	0	0	1	0	0	0	0	0	0
Instructional - Day Reg Sem	1	0	1	0	0	0	0	0	0	0	0	1	0	0	0	0	0	0

Maricopa County Community College District

Chandler-Gilbert Community College

Snapshot Date: 09/30/2017

Workforce Analysis Summary

Organizational Unit	Total				Male							Female						
	EMP	M	F	MIN	W	AA	H	A	NA	PI	2+	W	AA	H	A	NA	PI	2+
Instructional - Occ Ed	1	0	1	0	0	0	0	0	0	0	0	1	0	0	0	0	0	0
Instructional Computing	2	1	1	0	1	0	0	0	0	0	0	1	0	0	0	0	0	0
Instructional Support	1	0	1	0	0	0	0	0	0	0	0	1	0	0	0	0	0	0
Instructional Tech	1	0	1	0	0	0	0	0	0	0	0	1	0	0	0	0	0	0
IT App Web Development	1	1	0	1	0	0	0	1	0	0	0	0	0	0	0	0	0	0
IT Tier 2 Services	1	1	0	1	0	1	0	0	0	0	0	0	0	0	0	0	0	0
ITS ERP Production & Support	1	0	1	0	0	0	0	0	0	0	0	1	0	0	0	0	0	0
ITS Infrastructure	1	1	0	0	1	0	0	0	0	0	0	0	0	0	0	0	0	0
ITS Project Management Office	1	0	1	1	0	0	0	0	0	0	0	0	1	0	0	0	0	0
ITS-Communication and Govern	1	0	1	1	0	0	0	0	0	0	0	0	0	1	0	0	0	0
Learning Assist Center	3	0	3	1	0	0	0	0	0	0	0	2	0	1	0	0	0	0
Legal Services	1	1	0	1	0	0	1	0	0	0	0	0	0	0	0	0	0	0
Library	2	1	1	2	0	0	0	0	1	0	0	0	1	0	0	0	0	0
Library Operations	1	1	0	0	1	0	0	0	0	0	0	0	0	0	0	0	0	0
Library Resource Center	1	1	0	0	1	0	0	0	0	0	0	0	0	0	0	0	0	0
Library, Learning Ctr&Counsel	27	2	25	7	1	0	1	0	0	0	0	19	3	3	0	0	0	0
Maintenance	1	0	1	0	0	0	0	0	0	0	0	1	0	0	0	0	0	0
Maintenance & Operations	1	1	0	1	0	0	1	0	0	0	0	0	0	0	0	0	0	0
Maintenance Operations	5	4	1	4	1	0	3	0	0	0	0	0	0	1	0	0	0	0
Marketing & Communication	1	1	0	0	1	0	0	0	0	0	0	0	0	0	0	0	0	0
Marketing & Public Relations	4	3	1	1	2	0	1	0	0	0	0	1	0	0	0	0	0	0

Maricopa County Community College District
Chandler-Gilbert Community College
Workforce Analysis Summary

Snapshot Date: 09/30/2017

Organizational Unit	Total				Male							Female						
	EMP	M	F	MIN	W	AA	H	A	NA	PI	2+	W	AA	H	A	NA	PI	2+
Marketing, PR & Sales	1	0	1	0	0	0	0	0	0	0	0	1	0	0	0	0	0	0
Marketing-Creative	1	0	1	0	0	0	0	0	0	0	0	1	0	0	0	0	0	0
Math Division	62	27	35	10	24	1	0	1	1	0	0	28	1	6	0	0	0	0
Mathematics	2	2	0	0	2	0	0	0	0	0	0	0	0	0	0	0	0	0
Modern Languages and Humanitie	24	12	12	6	9	0	2	1	0	0	0	9	0	3	0	0	0	0
Mth, Sci, Engin, & Counseling	37	25	12	6	21	0	3	1	0	0	0	10	0	1	1	0	0	0
Music-Performing Arts Center	3	1	2	0	1	0	0	0	0	0	0	2	0	0	0	0	0	0
Nursing	14	3	11	2	2	1	0	0	0	0	0	10	0	1	0	0	0	0
Nursing and Health Science	15	7	8	2	6	0	1	0	0	0	0	7	1	0	0	0	0	0
Nursing Continuing Education	1	0	1	0	0	0	0	0	0	0	0	1	0	0	0	0	0	0
Office of the Chancellor	2	2	0	0	2	0	0	0	0	0	0	0	0	0	0	0	0	0
Office of the President CGC	5	3	2	2	1	2	0	0	0	0	0	2	0	0	0	0	0	0
Operations Support	2	2	0	0	2	0	0	0	0	0	0	0	0	0	0	0	0	0
Performing Arts	1	0	1	0	0	0	0	0	0	0	0	1	0	0	0	0	0	0
Physical Sci&Engineering	29	15	14	7	14	0	1	0	0	0	0	8	1	1	4	0	0	0
Risk and Resource Mgt.	2	1	1	1	0	0	1	0	0	0	0	1	0	0	0	0	0	0
Social & Behavioral Sciences	37	10	27	11	8	0	0	2	0	0	0	18	3	5	1	0	0	0
Special Student Services	2	0	2	1	0	0	0	0	0	0	0	1	1	0	0	0	0	0
Student Activities	2	0	2	1	0	0	0	0	0	0	0	1	0	1	0	0	0	0
Student Affairs	1	0	1	1	0	0	0	0	0	0	0	0	1	0	0	0	0	0
Student Dev - Early College	2	0	2	1	0	0	0	0	0	0	0	1	0	0	1	0	0	0

Maricopa County Community College District
Chandler-Gilbert Community College
Workforce Analysis Summary

Snapshot Date: 09/30/2017

Organizational Unit	Total				Male							Female						
	EMP	M	F	MIN	W	AA	H	A	NA	PI	2+	W	AA	H	A	NA	PI	2+
Student Development Services	1	0	1	1	0	0	0	0	0	0	0	0	0	1	0	0	0	0
Student Financial Services	1	0	1	0	0	0	0	0	0	0	0	1	0	0	0	0	0	0
Student Information Systems	2	2	0	2	0	0	2	0	0	0	0	0	0	0	0	0	0	0
Student Leadership	2	1	1	2	0	0	1	0	0	0	0	0	0	1	0	0	0	0
Student Life	7	2	5	3	0	1	0	1	0	0	0	4	1	0	0	0	0	0
Student Life-Svc Learning	2	1	1	1	1	0	0	0	0	0	0	0	0	1	0	0	0	0
Student Loan Services	2	1	1	2	0	0	0	0	1	0	0	0	0	1	0	0	0	0
Student Recruitment	3	1	2	2	1	0	0	0	0	0	0	0	0	2	0	0	0	0
Student Success	1	1	0	0	1	0	0	0	0	0	0	0	0	0	0	0	0	0
Student Success Center	1	1	0	0	1	0	0	0	0	0	0	0	0	0	0	0	0	0
Student Success Initiative	1	0	1	0	0	0	0	0	0	0	0	1	0	0	0	0	0	0
Student Success Programs	2	2	0	1	1	1	0	0	0	0	0	0	0	0	0	0	0	0
Student Support Services	4	3	1	1	2	0	0	1	0	0	0	1	0	0	0	0	0	0
Technical Support Services	5	4	1	1	3	1	0	0	0	0	0	1	0	0	0	0	0	0
TSS Desktop Support	5	5	0	2	3	1	1	0	0	0	0	0	0	0	0	0	0	0
TSS Help Desk	1	1	0	1	0	0	1	0	0	0	0	0	0	0	0	0	0	0
TSS Systems	4	4	0	0	4	0	0	0	0	0	0	0	0	0	0	0	0	0
VP Administrative Services	4	1	3	1	1	0	0	0	0	0	0	2	0	0	1	0	0	0
VP of Academic Affairs	14	7	7	2	7	0	0	0	0	0	0	5	0	2	0	0	0	0
VP of Student Affairs	4	2	2	2	1	1	0	0	0	0	0	1	0	1	0	0	0	0
WC Student Services	1	0	1	0	0	0	0	0	0	0	0	1	0	0	0	0	0	0

Maricopa County Community College District

Chandler-Gilbert Community College

Workforce Analysis Summary

Snapshot Date: 09/30/2017

Organizational Unit	Total				Male							Female						
	EMP	M	F	MIN	W	AA	H	A	NA	PI	2+	W	AA	H	A	NA	PI	2+
Total (#)	925	449	476	232	349	20	56	15	7	2	0	344	35	69	25	3	0	0
Total (%)		48.5	51.5	25.1	37.7	2.2	6.1	1.6	0.8	0.2	0.0	37.2	3.8	7.5	2.7	0.3	0.0	0.0

Maricopa County Community College District

District

Snapshot Date: 09/30/2017

Workforce Analysis Summary

Organizational Unit	Total				Male							Female						
	EMP	M	F	MIN	W	AA	H	A	NA	PI	2+	W	AA	H	A	NA	PI	2+
Academic Advisement	1	0	1	1	0	0	0	0	0	0	0	0	0	1	0	0	0	0
Academic and Student Systems	7	2	5	5	2	0	0	0	0	0	0	0	1	2	1	1	0	0
Academic Technical Services	6	2	4	0	2	0	0	0	0	0	0	4	0	0	0	0	0	0
Accounts Payable	14	3	11	4	3	0	0	0	0	0	0	7	2	1	0	1	0	0
Admin Support - Office of VCIT	3	0	3	2	0	0	0	0	0	0	0	1	1	1	0	0	0	0
Administration of Justice	1	0	1	1	0	0	0	0	0	0	0	0	1	0	0	0	0	0
Administrative Operations	1	0	1	1	0	0	0	0	0	0	0	0	1	0	0	0	0	0
Admissions & Records	5	2	3	1	2	0	0	0	0	0	0	2	0	1	0	0	0	0
American Indian Outreach Prog	2	1	1	1	0	0	0	0	1	0	0	1	0	0	0	0	0	0
App Design Code Development	9	6	3	2	5	0	0	1	0	0	0	2	0	0	1	0	0	0
App Design CRM	1	0	1	0	0	0	0	0	0	0	0	1	0	0	0	0	0	0
App Design HCM CFS FMS	7	5	2	3	4	0	0	1	0	0	0	0	0	0	2	0	0	0
App Design Website	6	3	3	3	2	0	0	0	1	0	0	1	0	1	1	0	0	0
Application Design BI-Sharepoi	3	1	2	0	1	0	0	0	0	0	0	2	0	0	0	0	0	0
Associate Controller B	4	2	2	1	2	0	0	0	0	0	0	1	0	1	0	0	0	0
Associate Controller T	3	2	1	1	1	0	1	0	0	0	0	1	0	0	0	0	0	0
Auxiliary Services	8	6	2	4	3	0	2	0	1	0	0	1	0	1	0	0	0	0
Auxiliary Services Operationa	1	0	1	0	0	0	0	0	0	0	0	1	0	0	0	0	0	0
Benefits	9	1	8	6	1	0	0	0	0	0	0	2	2	4	0	0	0	0
Buckeye Educational Cntr-Inst	3	1	2	1	1	0	0	0	0	0	0	1	0	1	0	0	0	0
Bursar	1	1	0	0	1	0	0	0	0	0	0	0	0	0	0	0	0	0

Maricopa County Community College District

District

Snapshot Date: 09/30/2017

Workforce Analysis Summary

Organizational Unit	Total				Male							Female						
	EMP	M	F	MIN	W	AA	H	A	NA	PI	2+	W	AA	H	A	NA	PI	2+
Business	6	1	5	1	1	0	0	0	0	0	0	4	1	0	0	0	0	0
Business & Computing Studies	6	5	1	2	4	0	0	1	0	0	0	0	0	0	1	0	0	0
Business & IT Division	3	1	2	0	1	0	0	0	0	0	0	2	0	0	0	0	0	0
Business Services/College Safe	3	2	1	0	2	0	0	0	0	0	0	1	0	0	0	0	0	0
Capital Asset Accounting	2	2	0	0	2	0	0	0	0	0	0	0	0	0	0	0	0	0
Career & Edu Planning Services	1	1	0	0	1	0	0	0	0	0	0	0	0	0	0	0	0	0
Cashier's Office	1	0	1	0	0	0	0	0	0	0	0	1	0	0	0	0	0	0
Center for HR Innov Strat Plan	5	2	3	1	1	0	0	0	1	0	0	3	0	0	0	0	0	0
Center For Learning & Instr	3	0	3	0	0	0	0	0	0	0	0	3	0	0	0	0	0	0
Center for Mediation	3	0	3	0	0	0	0	0	0	0	0	3	0	0	0	0	0	0
Center For Workforce Dev	4	2	2	0	2	0	0	0	0	0	0	2	0	0	0	0	0	0
CHRISP Project	1	1	0	0	1	0	0	0	0	0	0	0	0	0	0	0	0	0
Classified Staff Officers	1	0	1	0	0	0	0	0	0	0	0	1	0	0	0	0	0	0
College Business Services	1	1	0	0	1	0	0	0	0	0	0	0	0	0	0	0	0	0
College HR - Strategic Staffin	1	0	1	0	0	0	0	0	0	0	0	1	0	0	0	0	0	0
Comm Dev Support	1	1	0	1	0	1	0	0	0	0	0	0	0	0	0	0	0	0
Community Development Sites	15	6	9	4	4	0	2	0	0	0	0	7	0	2	0	0	0	0
Comp Creative Writing and Lit	33	11	22	16	5	2	3	0	1	0	0	12	4	6	0	0	0	0
Compensation	5	1	4	2	1	0	0	0	0	0	0	2	0	1	1	0	0	0
Contracts Law	4	0	4	2	0	0	0	0	0	0	0	2	0	2	0	0	0	0
Controller	4	1	3	0	1	0	0	0	0	0	0	3	0	0	0	0	0	0

Maricopa County Community College District

District

Snapshot Date: 09/30/2017

Workforce Analysis Summary

Organizational Unit	Total				Male							Female						
	EMP	M	F	MIN	W	AA	H	A	NA	PI	2+	W	AA	H	A	NA	PI	2+
Criminal Jus,ER Response&Legal	3	2	1	2	1	0	1	0	0	0	0	0	0	1	0	0	0	0
Ctr Crrcim/Trnsfr Articulation	4	1	3	1	1	0	0	0	0	0	0	2	0	0	0	1	0	0
Ctr Crrclm/Trnsfr Articulation	4	0	4	0	0	0	0	0	0	0	0	4	0	0	0	0	0	0
Ctr for Civic Participation	1	1	0	0	1	0	0	0	0	0	0	0	0	0	0	0	0	0
Customer Care	1	1	0	0	1	0	0	0	0	0	0	0	0	0	0	0	0	0
Dean of Arts & Sciences	1	0	1	1	0	0	0	0	0	0	0	0	0	1	0	0	0	0
Department of Academic Affairs	5	2	3	5	0	0	2	0	0	0	0	0	0	3	0	0	0	0
Department of Public Safety	10	4	6	6	1	1	1	1	0	0	0	3	0	2	0	1	0	0
Director Marketing&Comm	5	2	3	0	2	0	0	0	0	0	0	3	0	0	0	0	0	0
District Compliance	3	2	1	1	1	1	0	0	0	0	0	1	0	0	0	0	0	0
District Financial Aid	3	1	2	0	1	0	0	0	0	0	0	2	0	0	0	0	0	0
District Financial Aid Ops	4	2	2	3	0	0	1	0	1	0	0	1	1	0	0	0	0	0
DL Teaching & Learning	17	8	9	6	5	0	2	1	0	0	0	6	2	1	0	0	0	0
DPS-Investigations Unit	2	2	0	1	1	0	0	1	0	0	0	0	0	0	0	0	0	0
Educational Cntr-Inst	13	9	4	5	6	0	2	0	1	0	0	2	0	2	0	0	0	0
EMCC-Buckeye Student Services	1	0	1	1	0	0	0	0	0	0	0	0	0	1	0	0	0	0
Empl & Org Development	3	0	3	2	0	0	0	0	0	0	0	1	0	1	1	0	0	0
Empl & Organizational Learning	8	1	7	3	0	0	1	0	0	0	0	5	0	2	0	0	0	0
Enrollment Management Services	3	1	2	2	0	1	0	0	0	0	0	1	0	1	0	0	0	0
Enterprise Systems DBA Admin	5	5	0	1	4	0	0	1	0	0	0	0	0	0	0	0	0	0
Enterprise Systems Network Arc	3	2	1	0	2	0	0	0	0	0	0	1	0	0	0	0	0	0

Maricopa County Community College District

District

Snapshot Date: 09/30/2017

Workforce Analysis Summary

Organizational Unit	Total				Male							Female						
	EMP	M	F	MIN	W	AA	H	A	NA	PI	2+	W	AA	H	A	NA	PI	2+
Enterprise Systems Svr App Dat	7	6	1	2	4	0	1	1	0	0	0	1	0	0	0	0	0	0
Facilities Planning & Dev	7	7	0	0	7	0	0	0	0	0	0	0	0	0	0	0	0	0
Facilities Planning & Develop	2	0	2	1	0	0	0	0	0	0	0	1	0	1	0	0	0	0
Fin Aid Office	10	5	5	7	2	1	2	0	0	0	0	1	2	2	0	0	0	0
Financial Planning & Budget	3	1	2	0	1	0	0	0	0	0	0	2	0	0	0	0	0	0
FP&D Administration	2	1	1	1	1	0	0	0	0	0	0	0	1	0	0	0	0	0
General Accounting	2	0	2	1	0	0	0	0	0	0	0	1	1	0	0	0	0	0
General Operations	1	1	0	0	1	0	0	0	0	0	0	0	0	0	0	0	0	0
Governance	2	0	2	1	0	0	0	0	0	0	0	1	1	0	0	0	0	0
Grants Accounting	1	1	0	0	1	0	0	0	0	0	0	0	0	0	0	0	0	0
Grants Management	4	1	3	1	1	0	0	0	0	0	0	2	1	0	0	0	0	0
Grounds	1	1	0	1	0	0	1	0	0	0	0	0	0	0	0	0	0	0
Health Care Integrated Ed Syst	2	2	0	0	2	0	0	0	0	0	0	0	0	0	0	0	0	0
Helios Reverse Transfer	1	0	1	0	0	0	0	0	0	0	0	1	0	0	0	0	0	0
HR Administration	4	0	4	0	0	0	0	0	0	0	0	4	0	0	0	0	0	0
HR Solutions	3	1	2	2	0	1	0	0	0	0	0	1	0	1	0	0	0	0
HR Solutions-Inclusion	3	0	3	1	0	0	0	0	0	0	0	2	0	1	0	0	0	0
HRIS	4	0	4	2	0	0	0	0	0	0	0	2	0	2	0	0	0	0
IA-Web Services	2	1	1	0	1	0	0	0	0	0	0	1	0	0	0	0	0	0
Identity Theft Invest Unit	2	1	1	1	0	0	0	1	0	0	0	1	0	0	0	0	0	0
Information Resources Div	1	0	1	0	0	0	0	0	0	0	0	1	0	0	0	0	0	0

Maricopa County Community College District

District

Snapshot Date: 09/30/2017

Workforce Analysis Summary

Organizational Unit	Total				Male							Female						
	EMP	M	F	MIN	W	AA	H	A	NA	PI	2+	W	AA	H	A	NA	PI	2+
Information Security	1	0	1	0	0	0	0	0	0	0	0	1	0	0	0	0	0	0
Information Technology	2	1	1	1	0	1	0	0	0	0	0	1	0	0	0	0	0	0
Institutional Advancement	1	0	1	1	0	0	0	0	0	0	0	0	0	0	1	0	0	0
Institutional Effectiveness	6	4	2	2	2	1	0	1	0	0	0	2	0	0	0	0	0	0
Institutional EffectivenessA	3	0	3	1	0	0	0	0	0	0	0	2	0	1	0	0	0	0
Instructional - Day Reg Sem	1	1	0	1	0	0	0	0	1	0	0	0	0	0	0	0	0	0
Instructional - Occ Ed	1	1	0	0	1	0	0	0	0	0	0	0	0	0	0	0	0	0
Instructional Computing	1	0	1	0	0	0	0	0	0	0	0	1	0	0	0	0	0	0
Instructional Support	1	0	1	0	0	0	0	0	0	0	0	1	0	0	0	0	0	0
Internal Audit	5	1	4	2	0	0	1	0	0	0	0	3	0	0	0	1	0	0
ITS ERP Development	2	1	1	1	1	0	0	0	0	0	0	0	1	0	0	0	0	0
ITS ERP Production & Support	2	1	1	0	1	0	0	0	0	0	0	1	0	0	0	0	0	0
ITS Infrastructure	4	3	1	1	3	0	0	0	0	0	0	0	0	0	1	0	0	0
ITS Project Management Office	3	3	0	1	2	1	0	0	0	0	0	0	0	0	0	0	0	0
ITS-Communication and Govern	2	0	2	1	0	0	0	0	0	0	0	1	1	0	0	0	0	0
Judicial Affairs A&R	1	0	1	0	0	0	0	0	0	0	0	1	0	0	0	0	0	0
KJZZ/KBAQ Computer Support	1	1	0	1	0	0	1	0	0	0	0	0	0	0	0	0	0	0
Legal Services	6	0	6	3	0	0	0	0	0	0	0	3	1	1	1	0	0	0
Legal Studies	1	1	0	0	1	0	0	0	0	0	0	0	0	0	0	0	0	0
Library Technical Services	3	2	1	1	1	1	0	0	0	0	0	1	0	0	0	0	0	0
Maricopa Ctr for Lrning & InsB	2	0	2	1	0	0	0	0	0	0	0	1	0	1	0	0	0	0

Maricopa County Community College District

District

Snapshot Date: 09/30/2017

Workforce Analysis Summary

Organizational Unit	Total				Male							Female						
	EMP	M	F	MIN	W	AA	H	A	NA	PI	2+	W	AA	H	A	NA	PI	2+
Maricopa Ctr for Lrning & Inst	2	0	2	2	0	0	0	0	0	0	0	0	1	1	0	0	0	0
Maricopa Small Bus Dev Ctr	7	3	4	2	2	0	1	0	0	0	0	3	0	1	0	0	0	0
Marketing & Communication	2	1	1	0	1	0	0	0	0	0	0	1	0	0	0	0	0	0
Marketing & Operations	3	2	1	1	2	0	0	0	0	0	0	0	1	0	0	0	0	0
Marketing, PR & Sales	1	0	1	1	0	0	0	0	0	0	0	0	0	1	0	0	0	0
Marketing-Creative	3	2	1	0	2	0	0	0	0	0	0	1	0	0	0	0	0	0
MATEC	3	2	1	1	2	0	0	0	0	0	0	0	0	1	0	0	0	0
MCTV Production	2	2	0	1	1	0	0	1	0	0	0	0	0	0	0	0	0	0
MCTV Staff	3	3	0	1	2	0	1	0	0	0	0	0	0	0	0	0	0	0
Nursing	8	8	0	1	7	0	1	0	0	0	0	0	0	0	0	0	0	0
Office of Exec Asst to Chancel	2	2	0	1	1	0	1	0	0	0	0	0	0	0	0	0	0	0
Office of Provost MCC Extended	2	0	2	1	0	0	0	0	0	0	0	1	0	1	0	0	0	0
Office of the Chancellor	5	2	3	3	1	0	1	0	0	0	0	1	1	1	0	0	0	0
Office of the CIO-ERP Dev Supp	3	1	2	1	0	0	0	1	0	0	0	2	0	0	0	0	0	0
Office of the CIO-InfestrucOps	2	1	1	0	1	0	0	0	0	0	0	1	0	0	0	0	0	0
Office of the CISO Info Secur	3	3	0	0	3	0	0	0	0	0	0	0	0	0	0	0	0	0
Office Of The President Corp	1	0	1	0	0	0	0	0	0	0	0	1	0	0	0	0	0	0
Office of the President MCCC Foundation	1	0	1	0	0	0	0	0	0	0	0	1	0	0	0	0	0	0
Office of the VC-ITS	9	4	5	4	2	1	1	0	0	0	0	3	0	1	1	0	0	0
Operation	7	5	2	2	4	0	1	0	0	0	0	1	1	0	0	0	0	0
Operations Support	1	1	0	1	0	0	1	0	0	0	0	0	0	0	0	0	0	0

Maricopa County Community College District

District

Snapshot Date: 09/30/2017

Workforce Analysis Summary

Organizational Unit	Total				Male							Female						
	EMP	M	F	MIN	W	AA	H	A	NA	PI	2+	W	AA	H	A	NA	PI	2+
Outreach Center Staff	1	0	1	1	0	0	0	0	0	0	0	0	0	1	0	0	0	0
Payroll	6	1	5	2	1	0	0	0	0	0	0	3	0	2	0	0	0	0
PMO-BA's	2	1	1	0	1	0	0	0	0	0	0	1	0	0	0	0	0	0
PMO-Business Analysts	2	2	0	1	1	1	0	0	0	0	0	0	0	0	0	0	0	0
PMO-Project Managers	3	2	1	1	2	0	0	0	0	0	0	0	1	0	0	0	0	0
Procurement Tech Assist Ctr	4	2	2	3	1	0	1	0	0	0	0	0	0	1	0	1	0	0
Project Coordinator-Payroll	1	1	0	0	1	0	0	0	0	0	0	0	0	0	0	0	0	0
Public Affairs	3	1	2	2	0	0	1	0	0	0	0	1	0	1	0	0	0	0
Public Service	1	1	0	0	1	0	0	0	0	0	0	0	0	0	0	0	0	0
Purchasing	8	6	2	5	2	0	2	2	0	0	0	1	0	1	0	0	0	0
Reporting	4	2	2	3	1	0	0	1	0	0	0	0	0	2	0	0	0	0
Resource Development Ops	7	2	5	1	2	0	0	0	0	0	0	4	1	0	0	0	0	0
Risk Management	4	1	3	2	0	1	0	0	0	0	0	2	0	1	0	0	0	0
RPTG-Reconciliation Team	2	0	2	1	0	0	0	0	0	0	0	1	0	1	0	0	0	0
SA Senior Management	1	1	0	0	1	0	0	0	0	0	0	0	0	0	0	0	0	0
Sales	3	1	2	1	0	0	1	0	0	0	0	2	0	0	0	0	0	0
SFRP MGR	4	1	3	3	0	0	0	0	0	1	0	1	0	1	1	0	0	0
Small Business Dev Ctr	5	0	5	3	0	0	0	0	0	0	0	2	3	0	0	0	0	0
Solutions	3	1	2	1	1	0	0	0	0	0	0	1	0	0	1	0	0	0
Strategic Business Operations	2	2	0	2	0	1	0	1	0	0	0	0	0	0	0	0	0	0
Strategic Staffing Team 3	3	0	3	1	0	0	0	0	0	0	0	2	0	1	0	0	0	0

Maricopa County Community College District

District

Snapshot Date: 09/30/2017

Workforce Analysis Summary

Organizational Unit	Total				Male							Female						
	EMP	M	F	MIN	W	AA	H	A	NA	PI	2+	W	AA	H	A	NA	PI	2+
Student Affairs	6	2	4	4	0	0	2	0	0	0	0	2	0	2	0	0	0	0
Student Financial Services	6	1	5	2	1	0	0	0	0	0	0	3	0	2	0	0	0	0
Student Information Systems	11	1	10	7	0	0	1	0	0	0	0	4	0	5	1	0	0	0
Student Loan Services	1	0	1	0	0	0	0	0	0	0	0	1	0	0	0	0	0	0
Student Success Programs	5	1	4	3	0	1	0	0	0	0	0	2	0	1	0	1	0	0
Sun Sounds	2	1	1	1	1	0	0	0	0	0	0	0	0	0	0	0	1	0
Sustainability	1	1	0	0	1	0	0	0	0	0	0	0	0	0	0	0	0	0
Systems	3	1	2	1	0	0	1	0	0	0	0	2	0	0	0	0	0	0
Telecommunications	2	0	2	0	0	0	0	0	0	0	0	2	0	0	0	0	0	0
Training Services	2	1	1	1	1	0	0	0	0	0	0	0	0	0	0	1	0	0
Treasury	5	0	5	1	0	0	0	0	0	0	0	4	0	0	1	0	0	0
V.P. Administrative Services	1	0	1	0	0	0	0	0	0	0	0	1	0	0	0	0	0	0
VC Business Services	9	5	4	4	4	1	0	0	0	0	0	1	0	2	1	0	0	0
VC for Academic Affairs	1	0	1	0	0	0	0	0	0	0	0	1	0	0	0	0	0	0
VC Human Resources	7	0	7	4	0	0	0	0	0	0	0	3	2	0	1	1	0	0
VC Res Develop & Comm Relation	2	0	2	2	0	0	0	0	0	0	0	0	0	2	0	0	0	0
VP Administrative Services	1	1	0	0	1	0	0	0	0	0	0	0	0	0	0	0	0	0
Workforce Resolution/Complnc	3	1	2	2	0	0	0	0	1	0	0	1	0	0	0	1	0	0
Total (#)	617	257	360	233	172	18	41	16	9	1	0	212	36	83	18	10	1	0
Total (%)		41.7	58.3	37.8	27.9	2.9	6.6	2.6	1.5	0.2	0.0	34.4	5.8	13.5	2.9	1.6	0.2	0.0

Maricopa County Community College District

Estrella Mountain Community College

Snapshot Date: 09/30/2017

Workforce Analysis Summary

Organizational Unit	Total				Male							Female						
	EMP	M	F	MIN	W	AA	H	A	NA	PI	2+	W	AA	H	A	NA	PI	2+
Academic Advisement	16	1	15	12	0	0	1	0	0	0	0	4	2	9	0	0	0	0
Academic Success Center	1	1	0	1	0	1	0	0	0	0	0	0	0	0	0	0	0	0
Accounts Payable	1	0	1	1	0	0	0	0	0	0	0	0	0	1	0	0	0	0
Adj Fac Rio Luke AFB OBSOLETE	20	8	12	9	6	0	2	0	0	0	0	5	5	0	1	1	0	0
Admin of Justice	34	14	20	8	11	0	3	0	0	0	0	15	1	3	1	0	0	0
Administration of Justice	1	0	1	0	0	0	0	0	0	0	0	1	0	0	0	0	0	0
Admissions & Records	4	1	3	3	0	1	0	0	0	0	0	1	0	2	0	0	0	0
Advisement Center	1	0	1	1	0	0	0	0	0	0	0	0	0	1	0	0	0	0
Anthropology	1	0	1	1	0	0	0	0	0	0	0	0	1	0	0	0	0	0
Art	1	1	0	0	1	0	0	0	0	0	0	0	0	0	0	0	0	0
Arts and Composition	9	2	7	2	2	0	0	0	0	0	0	5	0	1	1	0	0	0
Arts, Humanity Soc & Beh Sci	3	0	3	1	0	0	0	0	0	0	0	2	0	0	1	0	0	0
Assistant Prgm Mgr B&T/Trades	3	1	2	2	1	0	0	0	0	0	0	0	1	1	0	0	0	0
Assoc Dean Instr (Occup)	2	0	2	0	0	0	0	0	0	0	0	2	0	0	0	0	0	0
Athletics-Cross Country	2	0	2	0	0	0	0	0	0	0	0	2	0	0	0	0	0	0
Athletics-Golf	2	2	0	0	2	0	0	0	0	0	0	0	0	0	0	0	0	0
Audio Visual Technology	1	1	0	0	1	0	0	0	0	0	0	0	0	0	0	0	0	0
Auxiliary Programs	1	0	1	1	0	0	0	0	0	0	0	0	0	1	0	0	0	0
Beh. Sciences & Cultural Stud.	9	4	5	2	3	1	0	0	0	0	0	4	0	1	0	0	0	0
Biology	2	2	0	0	2	0	0	0	0	0	0	0	0	0	0	0	0	0
Buckeye Ed Center-Occ Ed Instr	3	2	1	0	2	0	0	0	0	0	0	1	0	0	0	0	0	0

Maricopa County Community College District

Estrella Mountain Community College

Snapshot Date: 09/30/2017

Workforce Analysis Summary

Organizational Unit	Total				Male							Female						
	EMP	M	F	MIN	W	AA	H	A	NA	PI	2+	W	AA	H	A	NA	PI	2+
Buckeye Educational Cntr-Inst	15	7	8	3	7	0	0	0	0	0	0	5	0	3	0	0	0	0
Buildings & Grounds	2	2	0	2	0	0	2	0	0	0	0	0	0	0	0	0	0	0
Business Office	3	1	2	1	1	0	0	0	0	0	0	1	0	1	0	0	0	0
Business Services	3	1	2	2	0	0	0	1	0	0	0	1	0	1	0	0	0	0
Business Services/College Safe	1	1	0	0	1	0	0	0	0	0	0	0	0	0	0	0	0	0
Cashiers	2	0	2	2	0	0	0	0	0	0	0	0	0	2	0	0	0	0
Center for HR Innov Strat Plan	1	0	1	0	0	0	0	0	0	0	0	1	0	0	0	0	0	0
Center for Teaching & Learning	3	3	0	1	2	0	0	0	1	0	0	0	0	0	0	0	0	0
CGPS-Pecos	1	1	0	0	1	0	0	0	0	0	0	0	0	0	0	0	0	0
College Bridge Pathways Data	1	0	1	1	0	0	0	0	0	0	0	0	0	0	1	0	0	0
Comm, Fine Arts & Social Scien	2	1	1	0	1	0	0	0	0	0	0	1	0	0	0	0	0	0
Communication	1	0	1	0	0	0	0	0	0	0	0	1	0	0	0	0	0	0
Communication-Humanities Div.	1	0	1	1	0	0	0	0	0	0	0	0	0	1	0	0	0	0
Communication-INT Trng-ASL	1	0	1	1	0	0	0	0	0	0	0	0	0	1	0	0	0	0
Communication/Fine Arts Div	1	0	1	1	0	0	0	0	0	0	0	0	0	1	0	0	0	0
Communication/Humanities Div.	1	1	0	1	0	0	1	0	0	0	0	0	0	0	0	0	0	0
Communication/PR Team	1	0	1	0	0	0	0	0	0	0	0	1	0	0	0	0	0	0
Community Development Sites	4	2	2	2	1	0	1	0	0	0	0	1	1	0	0	0	0	0
Comp Creative Writing and Lit	22	5	17	10	2	0	3	0	0	0	0	10	1	5	1	0	0	0
Computer Commons	3	1	2	2	0	0	1	0	0	0	0	1	0	1	0	0	0	0
Counseling	4	1	3	1	1	0	0	0	0	0	0	2	1	0	0	0	0	0

Maricopa County Community College District

Estrella Mountain Community College

Snapshot Date: 09/30/2017

Workforce Analysis Summary

Organizational Unit	Total				Male							Female						
	EMP	M	F	MIN	W	AA	H	A	NA	PI	2+	W	AA	H	A	NA	PI	2+
Counseling Div	2	0	2	1	0	0	0	0	0	0	0	1	0	1	0	0	0	0
Course Support	1	0	1	0	0	0	0	0	0	0	0	1	0	0	0	0	0	0
Criminal Jus,ER Response&Legal	1	0	1	0	0	0	0	0	0	0	0	1	0	0	0	0	0	0
Ctr for Civic Participation	2	1	1	1	0	0	1	0	0	0	0	1	0	0	0	0	0	0
Culinary Studies	1	0	1	0	0	0	0	0	0	0	0	1	0	0	0	0	0	0
Dean Academic Affairs	1	0	1	1	0	0	0	0	0	0	0	0	1	0	0	0	0	0
Dean Inst-Lib Arts and Inst	6	2	4	2	1	0	1	0	0	0	0	3	0	1	0	0	0	0
Dean Inst-Workfc Math/Science	8	4	4	4	4	0	0	0	0	0	0	0	1	2	1	0	0	0
Dean of Inst-Academic Supp	3	1	2	2	0	1	0	0	0	0	0	1	0	1	0	0	0	0
Dean of Institutional Planning	3	2	1	0	2	0	0	0	0	0	0	1	0	0	0	0	0	0
Dean of Instruction - Arts&Sci	1	1	0	0	1	0	0	0	0	0	0	0	0	0	0	0	0	0
Dean of Students-Enrollment	2	1	1	0	1	0	0	0	0	0	0	1	0	0	0	0	0	0
Dean Student Affairs-Retention	5	2	3	1	1	1	0	0	0	0	0	3	0	0	0	0	0	0
Dental Assisting	22	13	9	11	5	2	6	0	0	0	0	6	1	2	0	0	0	0
Desktop Media Support	1	1	0	0	1	0	0	0	0	0	0	0	0	0	0	0	0	0
Desktop Support Services	2	2	0	1	1	0	1	0	0	0	0	0	0	0	0	0	0	0
Director - Skill Center	4	3	1	2	1	0	1	0	0	1	0	1	0	0	0	0	0	0
Director SWSC	5	0	5	2	0	0	0	0	0	0	0	3	0	2	0	0	0	0
DL Teaching & Learning	2	1	1	1	1	0	0	0	0	0	0	0	0	1	0	0	0	0
Economics	1	1	0	0	1	0	0	0	0	0	0	0	0	0	0	0	0	0
Educational Cntr-Inst	1	0	1	1	0	0	0	0	0	0	0	0	0	0	0	0	1	0

Maricopa County Community College District

Estrella Mountain Community College

Snapshot Date: 09/30/2017

Workforce Analysis Summary

Organizational Unit	Total				Male							Female							
	EMP	M	F	MIN	W	AA	H	A	NA	PI	2+	W	AA	H	A	NA	PI	2+	
Educational Specialized Svcs	1	1	0	0	1	0	0	0	0	0	0	0	0	0	0	0	0	0	0
English-Reading-Journalism	1	0	1	0	0	0	0	0	0	0	0	1	0	0	0	0	0	0	0
Enrollment Management	1	0	1	0	0	0	0	0	0	0	0	1	0	0	0	0	0	0	0
Enrollment Management Services	2	0	2	2	0	0	0	0	0	0	0	0	0	2	0	0	0	0	0
Facilities Management	2	1	1	1	1	0	0	0	0	0	0	0	0	1	0	0	0	0	0
Fin Aid Office	3	0	3	3	0	0	0	0	0	0	0	0	0	3	0	0	0	0	0
Fiscal Services	3	2	1	1	1	1	0	0	0	0	0	1	0	0	0	0	0	0	0
Foreign Language	1	0	1	1	0	0	0	0	0	0	0	0	0	1	0	0	0	0	0
Grounds	3	3	0	2	1	0	2	0	0	0	0	0	0	0	0	0	0	0	0
Honors Program	1	0	1	0	0	0	0	0	0	0	0	1	0	0	0	0	0	0	0
Human Resources	2	0	2	2	0	0	0	0	0	0	0	0	0	2	0	0	0	0	0
HVAC-Crafts	1	1	0	1	0	0	1	0	0	0	0	0	0	0	0	0	0	0	0
Information Resources Div	7	2	5	1	2	0	0	0	0	0	0	4	0	0	1	0	0	0	0
Information Technology	2	2	0	1	1	0	0	1	0	0	0	0	0	0	0	0	0	0	0
Institutional Advancement	1	0	1	1	0	0	0	0	0	0	0	0	0	1	0	0	0	0	0
Institutional Effectiveness	1	1	0	0	1	0	0	0	0	0	0	0	0	0	0	0	0	0	0
Institutional Effectiveness	1	0	1	1	0	0	0	0	0	0	0	0	0	1	0	0	0	0	0
Instructional - Day Reg Sem	169	68	101	45	50	3	11	3	0	1	0	74	14	8	4	0	1	0	0
Instructional - Occ Ed	61	33	28	15	21	4	8	0	0	0	0	25	1	2	0	0	0	0	0
Instructional - Summer	1	0	1	1	0	0	0	0	0	0	0	0	1	0	0	0	0	0	0
Instructional Computing Div	8	6	2	0	6	0	0	0	0	0	0	2	0	0	0	0	0	0	0

Maricopa County Community College District

Estrella Mountain Community College

Snapshot Date: 09/30/2017

Workforce Analysis Summary

Organizational Unit	Total				Male							Female						
	EMP	M	F	MIN	W	AA	H	A	NA	PI	2+	W	AA	H	A	NA	PI	2+
IT App Web Development	2	1	1	2	0	0	1	0	0	0	0	0	0	1	0	0	0	0
IT Help Desk	2	1	1	1	1	0	0	0	0	0	0	0	0	1	0	0	0	0
IT Operations Center	1	1	0	1	0	0	1	0	0	0	0	0	0	0	0	0	0	0
IT Tier 2 Services	1	0	1	0	0	0	0	0	0	0	0	1	0	0	0	0	0	0
ITS ERP Production & Support	1	1	0	1	0	0	1	0	0	0	0	0	0	0	0	0	0	0
ITS Infrastructure	2	1	1	1	0	0	0	0	0	1	0	1	0	0	0	0	0	0
ITS Project Management Office	2	0	2	1	0	0	0	0	0	0	0	1	0	1	0	0	0	0
ITS-Communication and Govern	2	1	1	1	1	0	0	0	0	0	0	0	0	1	0	0	0	0
Learning Assist Center	1	0	1	0	0	0	0	0	0	0	0	1	0	0	0	0	0	0
Learning Center	1	1	0	1	0	0	1	0	0	0	0	0	0	0	0	0	0	0
Learning Enhancement Center	1	0	1	1	0	0	0	0	0	0	0	0	0	1	0	0	0	0
Legal Studies	4	2	2	3	0	0	2	0	0	0	0	1	0	1	0	0	0	0
Library	2	1	1	2	0	0	1	0	0	0	0	0	0	1	0	0	0	0
Library Public Services	1	1	0	1	0	0	1	0	0	0	0	0	0	0	0	0	0	0
Library Resource Center	1	0	1	1	0	0	0	0	0	0	0	0	0	1	0	0	0	0
Library Technical Services	2	0	2	0	0	0	0	0	0	0	0	2	0	0	0	0	0	0
Library, Learning Ctr&Counsel	2	0	2	1	0	0	0	0	0	0	0	1	0	1	0	0	0	0
Maintenance	12	6	6	7	3	0	3	0	0	0	0	2	0	4	0	0	0	0
Maintenance & Operations	1	1	0	0	1	0	0	0	0	0	0	0	0	0	0	0	0	0
Marketing & Communication	1	0	1	0	0	0	0	0	0	0	0	1	0	0	0	0	0	0
Marketing & Operations	2	1	1	1	0	0	1	0	0	0	0	1	0	0	0	0	0	0

Maricopa County Community College District

Estrella Mountain Community College

Snapshot Date: 09/30/2017

Workforce Analysis Summary

Organizational Unit	Total				Male							Female						
	EMP	M	F	MIN	W	AA	H	A	NA	PI	2+	W	AA	H	A	NA	PI	2+
Marketing & Public Relations	1	0	1	1	0	0	0	0	0	0	0	0	0	0	1	0	0	0
Marketing, Comm & Creative Svc	1	0	1	1	0	0	0	0	0	0	0	0	0	0	1	0	0	0
Marketing, PR & Sales	3	1	2	2	1	0	0	0	0	0	0	0	0	2	0	0	0	0
Marketing-Creative	3	1	2	3	0	0	1	0	0	0	0	0	1	0	0	1	0	0
Math, Engineering & Physics	13	4	9	5	2	0	2	0	0	0	0	6	0	3	0	0	0	0
Mathematics	2	2	0	1	1	0	0	1	0	0	0	0	0	0	0	0	0	0
Medical Billing & Coding	1	0	1	0	0	0	0	0	0	0	0	1	0	0	0	0	0	0
Modern Languages	6	2	4	4	1	0	1	0	0	0	0	1	0	3	0	0	0	0
MSC Admissions & Records	1	1	0	1	0	0	1	0	0	0	0	0	0	0	0	0	0	0
Mth, Sci, Engin, & Counseling	38	19	19	26	6	3	9	1	0	0	0	6	0	12	0	1	0	0
My Career, Library & CTL	1	1	0	0	1	0	0	0	0	0	0	0	0	0	0	0	0	0
Network Support Services	1	1	0	0	1	0	0	0	0	0	0	0	0	0	0	0	0	0
Nursing & Allied Health	2	0	2	0	0	0	0	0	0	0	0	2	0	0	0	0	0	0
Occupational Education Div	8	2	6	5	2	0	0	0	0	0	0	1	2	2	1	0	0	0
Office of Dean Info Technology	1	0	1	0	0	0	0	0	0	0	0	1	0	0	0	0	0	0
Office of the Chancellor	1	1	0	1	0	0	1	0	0	0	0	0	0	0	0	0	0	0
Office of the President CGC	1	0	1	0	0	0	0	0	0	0	0	1	0	0	0	0	0	0
Office of the President EMCC	6	3	3	5	0	0	3	0	0	0	0	1	0	2	0	0	0	0
Office of the President GCC	1	0	1	1	0	0	0	0	0	0	0	0	0	0	1	0	0	0
Operations	2	1	1	2	0	0	1	0	0	0	0	0	0	1	0	0	0	0
Performing Arts Center	1	1	0	0	1	0	0	0	0	0	0	0	0	0	0	0	0	0

Maricopa County Community College District

Estrella Mountain Community College

Snapshot Date: 09/30/2017

Workforce Analysis Summary

Organizational Unit	Total				Male							Female						
	EMP	M	F	MIN	W	AA	H	A	NA	PI	2+	W	AA	H	A	NA	PI	2+
Physical Science	1	1	0	0	1	0	0	0	0	0	0	0	0	0	0	0	0	0
Public Safety	3	2	1	2	1	1	0	0	0	0	0	0	1	0	0	0	0	0
Public Safety Lieutenant	1	0	1	0	0	0	0	0	0	0	0	1	0	0	0	0	0	0
Science	10	2	8	3	2	0	0	0	0	0	0	5	1	0	1	1	0	0
Science Lab Division	3	2	1	2	1	0	0	1	0	0	0	0	0	1	0	0	0	0
Student Activities	2	2	0	2	0	0	2	0	0	0	0	0	0	0	0	0	0	0
Student Activities Admin	1	0	1	1	0	0	0	0	0	0	0	0	0	1	0	0	0	0
Student Affairs	1	0	1	1	0	0	0	0	0	0	0	0	0	1	0	0	0	0
Student Affairs QA & Trn	1	1	0	1	0	0	1	0	0	0	0	0	0	0	0	0	0	0
Student Dev - Early College	1	0	1	1	0	0	0	0	0	0	0	0	0	1	0	0	0	0
Student Development Center	3	0	3	2	0	0	0	0	0	0	0	1	1	1	0	0	0	0
Student Financial Services	1	0	1	1	0	0	0	0	0	0	0	0	0	0	0	1	0	0
Student Information Systems	2	1	1	2	0	0	0	0	1	0	0	0	0	1	0	0	0	0
Student Leadership Center	2	1	1	2	0	1	0	0	0	0	0	0	0	1	0	0	0	0
Student Life	2	0	2	1	0	0	0	0	0	0	0	1	0	1	0	0	0	0
Student Life-Svc Learning	1	1	0	0	1	0	0	0	0	0	0	0	0	0	0	0	0	0
Student Life/Leadership&Athl.	4	2	2	3	1	1	0	0	0	0	0	0	1	0	0	1	0	0
Student Recruitment	4	1	3	4	0	1	0	0	0	0	0	0	1	2	0	0	0	0
Student Success Center	3	1	2	2	0	0	1	0	0	0	0	1	0	1	0	0	0	0
Student Success Initiative	2	2	0	2	0	1	1	0	0	0	0	0	0	0	0	0	0	0
Student Success Programs	2	1	1	1	1	0	0	0	0	0	0	0	1	0	0	0	0	0

Maricopa County Community College District

Estrella Mountain Community College

Snapshot Date: 09/30/2017

Workforce Analysis Summary

Organizational Unit	Total				Male							Female						
	EMP	M	F	MIN	W	AA	H	A	NA	PI	2+	W	AA	H	A	NA	PI	2+
Student Support Services	1	1	0	1	0	0	1	0	0	0	0	0	0	0	0	0	0	0
SWSC Admissions & Records	1	0	1	1	0	0	0	0	0	0	0	0	0	1	0	0	0	0
SWSC Emergency Medical Technic	2	0	2	0	0	0	0	0	0	0	0	2	0	0	0	0	0	0
SWSC Medical Assistant	1	0	1	1	0	0	0	0	0	0	0	0	0	1	0	0	0	0
SWSC Ops & Admin Svcs	1	1	0	0	1	0	0	0	0	0	0	0	0	0	0	0	0	0
SWSC Phlebotomy	1	0	1	1	0	0	0	0	0	0	0	0	0	1	0	0	0	0
V.P. Academic Affairs	1	1	0	1	0	0	1	0	0	0	0	0	0	0	0	0	0	0
Veteran's Services	1	0	1	0	0	0	0	0	0	0	0	1	0	0	0	0	0	0
VP of Administrative Svcs	3	2	1	1	2	0	0	0	0	0	0	0	0	1	0	0	0	0
VP of Instruction	2	0	2	0	0	0	0	0	0	0	0	2	0	0	0	0	0	0
VP of Instructional Services	1	0	1	0	0	0	0	0	0	0	0	1	0	0	0	0	0	0
VP of Learning	1	0	1	1	0	0	0	0	0	0	0	0	0	1	0	0	0	0
VP of Student Affairs	1	0	1	0	0	0	0	0	0	0	0	1	0	0	0	0	0	0
Total (#)	741	306	435	307	186	23	84	8	2	3	0	248	41	121	17	6	2	0
Total (%)		41.3	58.7	41.4	25.1	3.1	11.3	1.1	0.3	0.4	0.0	33.5	5.5	16.3	2.3	0.8	0.3	0.0

Maricopa County Community College District

GateWay Community College

Workforce Analysis Summary

Snapshot Date: 09/30/2017

Organizational Unit	Total				Male							Female						
	EMP	M	F	MIN	W	AA	H	A	NA	PI	2+	W	AA	H	A	NA	PI	2+
Academic Advisement	2	1	1	2	0	0	0	0	1	0	0	0	1	0	0	0	0	0
Accounts Payable	3	1	2	3	0	0	0	0	1	0	0	0	0	1	1	0	0	0
Adj Fac Rio Luke AFB OBSOLETE	11	2	9	4	1	0	1	0	0	0	0	6	2	1	0	0	0	0
Admin of Justice	16	11	5	3	9	0	1	1	0	0	0	4	0	1	0	0	0	0
Administration of Justice	6	1	5	4	0	0	1	0	0	0	0	2	2	1	0	0	0	0
Admissions & Records	1	0	1	1	0	0	0	0	0	0	0	0	0	1	0	0	0	0
Advisement	6	1	5	4	0	0	0	1	0	0	0	2	1	2	0	0	0	0
Advisement Center	1	0	1	1	0	0	0	0	0	0	0	0	0	1	0	0	0	0
Apprenticeships	1	1	0	0	1	0	0	0	0	0	0	0	0	0	0	0	0	0
Art	1	0	1	1	0	0	0	0	0	0	0	0	1	0	0	0	0	0
Arts, Humanity Soc & Beh Sci	11	6	5	4	5	1	0	0	0	0	0	2	3	0	0	0	0	0
Assessment	2	0	2	1	0	0	0	0	0	0	0	1	0	1	0	0	0	0
Assistant Prgm Mgr B&T/Trades	6	3	3	3	1	1	1	0	0	0	0	2	0	0	1	0	0	0
Assoc Dean Instr (Occup)	2	0	2	0	0	0	0	0	0	0	0	2	0	0	0	0	0	0
Athletics	5	4	1	2	3	0	1	0	0	0	0	0	1	0	0	0	0	0
Automotive	3	3	0	0	3	0	0	0	0	0	0	0	0	0	0	0	0	0
Auxiliary Services Operationa	1	0	1	1	0	0	0	0	0	0	0	0	0	1	0	0	0	0
Buildings & Grounds	6	4	2	4	1	1	2	0	0	0	0	1	0	1	0	0	0	0
Bursar	4	2	2	3	0	0	1	0	1	0	0	1	0	1	0	0	0	0
Business & Industry	2	1	1	1	0	0	1	0	0	0	0	1	0	0	0	0	0	0
Business & Information Tech	4	1	3	1	1	0	0	0	0	0	0	2	1	0	0	0	0	0

Maricopa County Community College District

GateWay Community College

Workforce Analysis Summary

Snapshot Date: 09/30/2017

Organizational Unit	Total				Male							Female						
	EMP	M	F	MIN	W	AA	H	A	NA	PI	2+	W	AA	H	A	NA	PI	2+
Business-CIS Dept	5	1	4	0	1	0	0	0	0	0	0	4	0	0	0	0	0	0
Career & Edu Planning Services	1	1	0	0	1	0	0	0	0	0	0	0	0	0	0	0	0	0
Career & Re-Entry Services	1	0	1	1	0	0	0	0	0	0	0	0	0	1	0	0	0	0
Center for HR Innov Strat Plan	1	0	1	1	0	0	0	0	0	0	0	0	0	1	0	0	0	0
Chemistry	5	4	1	1	3	0	0	1	0	0	0	1	0	0	0	0	0	0
Child Care Center	2	0	2	2	0	0	0	0	0	0	0	0	1	1	0	0	0	0
Classified Staff Officers	1	0	1	0	0	0	0	0	0	0	0	1	0	0	0	0	0	0
Cntr for Entrepreneurial Innov	2	0	2	1	0	0	0	0	0	0	0	1	0	1	0	0	0	0
College HR - Strategic Staffin	1	0	1	1	0	0	0	0	0	0	0	0	1	0	0	0	0	0
College Safety	1	1	0	1	0	0	0	1	0	0	0	0	0	0	0	0	0	0
Communication	31	14	17	6	12	1	0	0	1	0	0	13	2	2	0	0	0	0
Communication/INT Trng/ASL	1	0	1	0	0	0	0	0	0	0	0	1	0	0	0	0	0	0
Comp Creative Writing and Lit	49	21	28	24	13	2	4	1	1	0	0	12	1	14	0	1	0	0
Counseling	6	1	5	3	1	0	0	0	0	0	0	2	0	3	0	0	0	0
Counseling & Guidance	1	0	1	1	0	0	0	0	0	0	0	0	0	0	0	1	0	0
Court Reporting	4	1	3	0	1	0	0	0	0	0	0	3	0	0	0	0	0	0
Creative Services	1	0	1	1	0	0	0	0	0	0	0	0	0	1	0	0	0	0
Criminal Jus,ER Response&Legal	1	1	0	0	1	0	0	0	0	0	0	0	0	0	0	0	0	0
Ctr for Teach,Lng, Engagement2	1	0	1	0	0	0	0	0	0	0	0	1	0	0	0	0	0	0
Cultural Science	1	0	1	0	0	0	0	0	0	0	0	1	0	0	0	0	0	0
Cutting Edge	3	0	3	0	0	0	0	0	0	0	0	3	0	0	0	0	0	0

Maricopa County Community College District

GateWay Community College

Workforce Analysis Summary

Snapshot Date: 09/30/2017

Organizational Unit	Total				Male							Female						
	EMP	M	F	MIN	W	AA	H	A	NA	PI	2+	W	AA	H	A	NA	PI	2+
Dean Acad Planning & Projects	1	1	0	1	0	0	1	0	0	0	0	0	0	0	0	0	0	0
Dean Enrollment Services	4	1	3	1	0	0	1	0	0	0	0	3	0	0	0	0	0	0
Dean Industry & Public Service	1	1	0	0	1	0	0	0	0	0	0	0	0	0	0	0	0	0
Dean of Lib Arts & Learn Supp	5	0	5	1	0	0	0	0	0	0	0	4	0	0	1	0	0	0
Dean of Profession & Tech Ed	4	3	1	1	2	0	0	0	1	0	0	1	0	0	0	0	0	0
Dean of Student Success	2	1	1	2	0	0	1	0	0	0	0	0	0	1	0	0	0	0
Dean Student Affairs-Retention	1	0	1	0	0	0	0	0	0	0	0	1	0	0	0	0	0	0
Dental Assisting	17	4	13	9	1	0	3	0	0	0	0	7	2	3	0	1	0	0
Desktop Media Support	1	1	0	0	1	0	0	0	0	0	0	0	0	0	0	0	0	0
Director - Skill Center	8	4	4	2	4	0	0	0	0	0	0	2	2	0	0	0	0	0
Director SWSC	1	0	1	1	0	0	0	0	0	0	0	0	0	1	0	0	0	0
DL Teaching & Learning	12	5	7	7	1	0	4	0	0	0	0	4	0	3	0	0	0	0
Early Outreach & Retention	5	1	4	4	0	1	0	0	0	0	0	1	1	2	0	0	0	0
Educational Specialized Svcs	1	1	0	0	1	0	0	0	0	0	0	0	0	0	0	0	0	0
English Division	1	0	1	0	0	0	0	0	0	0	0	1	0	0	0	0	0	0
Enrollment Management	1	0	1	1	0	0	0	0	0	0	0	0	0	1	0	0	0	0
Enrollment Services	9	2	7	5	1	0	1	0	0	0	0	3	1	3	0	0	0	0
Essential Skills Manager	1	0	1	1	0	0	0	0	0	0	0	0	0	1	0	0	0	0
Executive Director	5	1	4	2	1	0	0	0	0	0	0	2	1	1	0	0	0	0
Facilities-HVAC	1	1	0	0	1	0	0	0	0	0	0	0	0	0	0	0	0	0
Financial Aid	5	0	5	2	0	0	0	0	0	0	0	3	1	0	0	1	0	0

Maricopa County Community College District

GateWay Community College

Workforce Analysis Summary

Snapshot Date: 09/30/2017

Organizational Unit	Total				Male							Female						
	EMP	M	F	MIN	W	AA	H	A	NA	PI	2+	W	AA	H	A	NA	PI	2+
Fiscal Office	2	0	2	1	0	0	0	0	0	0	0	1	0	1	0	0	0	0
Fitness-Health-P.E.	2	2	0	0	2	0	0	0	0	0	0	0	0	0	0	0	0	0
GateWay Early College	15	7	8	6	5	1	1	0	0	0	0	4	2	2	0	0	0	0
General Business	6	2	4	0	2	0	0	0	0	0	0	4	0	0	0	0	0	0
Health Care Core	5	2	3	1	1	1	0	0	0	0	0	3	0	0	0	0	0	0
Health Continuing Education	3	2	1	0	2	0	0	0	0	0	0	1	0	0	0	0	0	0
Health Sciences	20	5	15	5	4	1	0	0	0	0	0	11	2	1	1	0	0	0
Health Services Management	1	0	1	0	0	0	0	0	0	0	0	1	0	0	0	0	0	0
Helpdesk	1	0	1	0	0	0	0	0	0	0	0	1	0	0	0	0	0	0
Hlth Profns,Fitness&Wellness	1	1	0	0	1	0	0	0	0	0	0	0	0	0	0	0	0	0
Human Resources	1	0	1	1	0	0	0	0	0	0	0	0	0	1	0	0	0	0
Human Resources Payroll	1	0	1	0	0	0	0	0	0	0	0	1	0	0	0	0	0	0
Human Resources Recruiting	1	0	1	0	0	0	0	0	0	0	0	1	0	0	0	0	0	0
HVAC/Crafts	4	4	0	2	2	1	1	0	0	0	0	0	0	0	0	0	0	0
Industrial Technology	10	10	0	3	7	1	2	0	0	0	0	0	0	0	0	0	0	0
Information Resources Div	1	1	0	1	0	0	0	1	0	0	0	0	0	0	0	0	0	0
Institutional Effectiveness	2	0	2	0	0	0	0	0	0	0	0	2	0	0	0	0	0	0
Instructional - Day Reg Sem	2	2	0	1	1	0	1	0	0	0	0	0	0	0	0	0	0	0
Instructional Computing	5	3	2	2	2	1	0	0	0	0	0	1	0	0	1	0	0	0
IT App Web Development	1	1	0	0	1	0	0	0	0	0	0	0	0	0	0	0	0	0
IT Help Desk	1	1	0	1	0	1	0	0	0	0	0	0	0	0	0	0	0	0

Maricopa County Community College District

GateWay Community College

Workforce Analysis Summary

Snapshot Date: 09/30/2017

Organizational Unit	Total				Male							Female						
	EMP	M	F	MIN	W	AA	H	A	NA	PI	2+	W	AA	H	A	NA	PI	2+
IT Operations Center	2	0	2	2	0	0	0	0	0	0	0	0	0	1	0	1	0	0
IT Tier 2 Services	4	4	0	1	3	0	1	0	0	0	0	0	0	0	0	0	0	0
IT Tier 3 Services	1	1	0	0	1	0	0	0	0	0	0	0	0	0	0	0	0	0
ITS ERP Production & Support	1	0	1	1	0	0	0	0	0	0	0	0	0	1	0	0	0	0
ITS Infrastructure	1	0	1	1	0	0	0	0	0	0	0	0	0	1	0	0	0	0
Lab Support	1	1	0	0	1	0	0	0	0	0	0	0	0	0	0	0	0	0
Language Arts	1	0	1	1	0	0	0	0	0	0	0	0	0	1	0	0	0	0
Law Enforcement	2	1	1	0	1	0	0	0	0	0	0	1	0	0	0	0	0	0
Learning Center	3	0	3	2	0	0	0	0	0	0	0	1	0	2	0	0	0	0
Learning Enhancement Center	1	0	1	1	0	0	0	0	0	0	0	0	0	1	0	0	0	0
Learning Support Center	4	1	3	2	0	0	1	0	0	0	0	2	0	0	0	1	0	0
Library Resource Center	5	1	4	2	1	0	0	0	0	0	0	2	0	0	1	1	0	0
Life Science	10	5	5	2	4	0	1	0	0	0	0	4	0	0	1	0	0	0
Literacy Language & Literature	2	0	2	1	0	0	0	0	0	0	0	1	0	0	1	0	0	0
Maintenance	2	2	0	1	1	0	1	0	0	0	0	0	0	0	0	0	0	0
Maintenance & Operations	1	0	1	0	0	0	0	0	0	0	0	1	0	0	0	0	0	0
Manufacturing Technology	1	1	0	0	1	0	0	0	0	0	0	0	0	0	0	0	0	0
Marketing & Communication	1	1	0	1	0	0	0	0	0	1	0	0	0	0	0	0	0	0
Marketing, PR & Sales	4	1	3	4	0	0	1	0	0	0	0	0	1	1	1	0	0	0
Math Division	2	2	0	1	1	0	1	0	0	0	0	0	0	0	0	0	0	0
Mathematics	5	3	2	0	3	0	0	0	0	0	0	2	0	0	0	0	0	0

Maricopa County Community College District

GateWay Community College

Workforce Analysis Summary

Snapshot Date: 09/30/2017

Organizational Unit	Total				Male							Female						
	EMP	M	F	MIN	W	AA	H	A	NA	PI	2+	W	AA	H	A	NA	PI	2+
Mathematics & Sciences	11	7	4	4	5	0	1	1	0	0	0	2	0	1	1	0	0	0
Medical Radiography	2	1	1	1	1	0	0	0	0	0	0	0	1	0	0	0	0	0
Medical Ultrasound	4	0	4	0	0	0	0	0	0	0	0	4	0	0	0	0	0	0
MSC Admissions & Records	1	0	1	0	0	0	0	0	0	0	0	1	0	0	0	0	0	0
MSC Cosmetology	2	0	2	1	0	0	0	0	0	0	0	1	0	1	0	0	0	0
Mth, Sci, Engin, & Counseling	19	11	8	7	8	0	2	0	1	0	0	4	2	1	1	0	0	0
Nuclear Medicine	4	1	3	0	1	0	0	0	0	0	0	3	0	0	0	0	0	0
Nursing	17	1	16	2	1	0	0	0	0	0	0	14	1	1	0	0	0	0
Nursing Continuing Education	1	0	1	0	0	0	0	0	0	0	0	1	0	0	0	0	0	0
NWSC - Cosmetology	3	0	3	1	0	0	0	0	0	0	0	2	0	1	0	0	0	0
Office of the President GWCC	7	1	6	1	1	0	0	0	0	0	0	5	0	1	0	0	0	0
Philosophy	1	1	0	0	1	0	0	0	0	0	0	0	0	0	0	0	0	0
Physical Education	1	0	1	0	0	0	0	0	0	0	0	1	0	0	0	0	0	0
Physical Therapy	6	1	5	1	0	1	0	0	0	0	0	5	0	0	0	0	0	0
Planning & Technology	1	1	0	1	0	0	1	0	0	0	0	0	0	0	0	0	0	0
PMO-Business Analysts	1	1	0	1	0	0	0	1	0	0	0	0	0	0	0	0	0	0
Practical Nursing	2	0	2	0	0	0	0	0	0	0	0	2	0	0	0	0	0	0
Respiratory Therapy	8	0	8	2	0	0	0	0	0	0	0	6	1	0	0	1	0	0
Social & Behavioral Sciences	5	1	4	3	0	1	0	0	0	0	0	2	0	2	0	0	0	0
Student Activities	1	0	1	1	0	0	0	0	0	0	0	0	0	1	0	0	0	0
Student Activities Admin	2	1	1	1	0	0	1	0	0	0	0	1	0	0	0	0	0	0

Maricopa County Community College District

GateWay Community College

Workforce Analysis Summary

Snapshot Date: 09/30/2017

Organizational Unit	Total				Male							Female						
	EMP	M	F	MIN	W	AA	H	A	NA	PI	2+	W	AA	H	A	NA	PI	2+
Student Affairs	1	1	0	1	0	0	1	0	0	0	0	0	0	0	0	0	0	0
Student Development Center	1	0	1	1	0	0	0	0	0	0	0	0	1	0	0	0	0	0
Student Financial Services	2	1	1	1	1	0	0	0	0	0	0	0	0	1	0	0	0	0
Student Information Systems	1	0	1	1	0	0	0	0	0	0	0	0	0	1	0	0	0	0
Student Life-Svc Learning	2	2	0	2	0	0	2	0	0	0	0	0	0	0	0	0	0	0
Student Success Center	1	0	1	1	0	0	0	0	0	0	0	0	0	1	0	0	0	0
Student Support Services	1	0	1	1	0	0	0	0	0	0	0	0	0	1	0	0	0	0
Supv Library Access Services	1	0	1	1	0	0	0	0	0	0	0	0	0	1	0	0	0	0
Testing Operation	1	1	0	1	0	0	1	0	0	0	0	0	0	0	0	0	0	0
Title V	1	0	1	1	0	0	0	0	0	0	0	0	1	0	0	0	0	0
Trade Services	11	10	1	4	6	0	4	0	0	0	0	1	0	0	0	0	0	0
Transportation-Industrial	1	1	0	0	1	0	0	0	0	0	0	0	0	0	0	0	0	0
Upward Bound	2	1	1	1	1	0	0	0	0	0	0	0	1	0	0	0	0	0
VP Academic Affairs	6	0	6	2	0	0	0	0	0	0	0	4	0	2	0	0	0	0
VP Administrative Services	5	2	3	4	0	0	2	0	0	0	0	1	0	2	0	0	0	0
VP Student Services	5	2	3	5	0	0	2	0	0	0	0	0	0	2	1	0	0	0
Water Resource Technology	4	3	1	2	1	1	1	0	0	0	0	1	0	0	0	0	0	0
Workforce Development	2	0	2	1	0	0	0	0	0	0	0	1	1	0	0	0	0	0
Total (#)	585	233	352	230	147	17	53	8	7	1	0	208	39	85	12	8	0	0
Total (%)		39.8	60.2	39.3	25.1	2.9	9.1	1.4	1.2	0.2	0.0	35.6	6.7	14.5	2.1	1.4	0.0	0.0

**Maricopa County Community College District
Glendale Community College - Williams Campus
Workforce Analysis Summary**

Snapshot Date: 09/30/2017

Organizational Unit	Total				Male							Female						
	EMP	M	F	MIN	W	AA	H	A	NA	PI	2+	W	AA	H	A	NA	PI	2+
Bldgs/Grounds - Williams	1	1	0	1	0	0	1	0	0	0	0	0	0	0	0	0	0	0
College Safety - Williams	2	1	1	1	1	0	0	0	0	0	0	0	1	0	0	0	0	0
Comp Creative Writing and Lit	2	0	2	1	0	0	0	0	0	0	0	1	0	1	0	0	0	0
Ctr Crrcim/Trnsfr Articulation	1	0	1	0	0	0	0	0	0	0	0	1	0	0	0	0	0	0
Custodial/Services	14	9	5	11	3	2	4	0	0	0	0	0	0	5	0	0	0	0
Legal Studies	1	1	0	1	0	0	1	0	0	0	0	0	0	0	0	0	0	0
Marketing & Operations	1	1	0	1	0	0	0	0	0	1	0	0	0	0	0	0	0	0
Marketing, Comm & Creative Svc	1	1	0	0	1	0	0	0	0	0	0	0	0	0	0	0	0	0
Student Leadership Center	1	0	1	1	0	0	0	0	0	0	0	0	0	1	0	0	0	0
Student Support Services	1	0	1	0	0	0	0	0	0	0	0	1	0	0	0	0	0	0
Total (#)	25	14	11	17	5	2	6	0	0	1	0	3	1	7	0	0	0	0
Total (%)		56.0	44.0	68.0	20.0	8.0	24.0	0.0	0.0	4.0	0.0	12.0	4.0	28.0	0.0	0.0	0.0	0.0

Maricopa County Community College District

Glendale Community College

Workforce Analysis Summary

Snapshot Date: 09/30/2017

Organizational Unit	Total				Male							Female						
	EMP	M	F	MIN	W	AA	H	A	NA	PI	2+	W	AA	H	A	NA	PI	2+
Academic Advisement	10	2	8	7	0	0	2	0	0	0	0	3	1	3	1	0	0	0
Academic Technical Services	1	1	0	0	1	0	0	0	0	0	0	0	0	0	0	0	0	0
Adj Fac Rio Luke AFB OBSOLETE	18	13	5	7	8	0	4	0	1	0	0	3	0	1	0	0	1	0
Admin of Justice	38	12	26	14	8	1	2	0	1	0	0	16	3	4	2	1	0	0
Admin Support - Office of VCIT	1	0	1	0	0	0	0	0	0	0	0	1	0	0	0	0	0	0
Administration of Justice	4	0	4	2	0	0	0	0	0	0	0	2	0	2	0	0	0	0
Administrative & Employee Serv	1	0	1	1	0	0	0	0	0	0	0	0	0	1	0	0	0	0
Admissions & Records	1	1	0	1	0	0	0	1	0	0	0	0	0	0	0	0	0	0
Admissions/Records/Registr	1	0	1	0	0	0	0	0	0	0	0	1	0	0	0	0	0	0
Advisement Center	14	5	9	11	0	2	2	1	0	0	0	3	0	6	0	0	0	0
Art	11	5	6	2	5	0	0	0	0	0	0	4	2	0	0	0	0	0
Art-Photography	12	8	4	0	8	0	0	0	0	0	0	4	0	0	0	0	0	0
Art/Photography	16	7	9	4	5	0	1	1	0	0	0	7	0	0	0	2	0	0
Arts and Composition	2	0	2	0	0	0	0	0	0	0	0	2	0	0	0	0	0	0
Arts, Humanity Soc & Beh Sci	1	0	1	0	0	0	0	0	0	0	0	1	0	0	0	0	0	0
ASL	2	1	1	0	1	0	0	0	0	0	0	1	0	0	0	0	0	0
Assoc Dean Instr (Occup)	1	0	1	0	0	0	0	0	0	0	0	1	0	0	0	0	0	0
Athletics	16	12	4	7	5	4	3	0	0	0	0	4	0	0	0	0	0	0
Athletics General	4	3	1	1	2	0	1	0	0	0	0	1	0	0	0	0	0	0
Athletics-Baseball/Softball	1	1	0	1	0	0	1	0	0	0	0	0	0	0	0	0	0	0
Athletics-Cross Country	1	1	0	1	0	0	1	0	0	0	0	0	0	0	0	0	0	0

Maricopa County Community College District

Glendale Community College

Workforce Analysis Summary

Snapshot Date: 09/30/2017

Organizational Unit	Total				Male							Female							
	EMP	M	F	MIN	W	AA	H	A	NA	PI	2+	W	AA	H	A	NA	PI	2+	
Athletics-Golf	1	1	0	0	1	0	0	0	0	0	0	0	0	0	0	0	0	0	0
Athletics-Soccer	1	1	0	1	0	0	1	0	0	0	0	0	0	0	0	0	0	0	0
Athletics-Tennis	1	1	0	0	1	0	0	0	0	0	0	0	0	0	0	0	0	0	0
Athletics-Track	1	1	0	1	0	1	0	0	0	0	0	0	0	0	0	0	0	0	0
Automotives	2	2	0	0	2	0	0	0	0	0	0	0	0	0	0	0	0	0	0
Automotives Perm Staff	5	5	0	1	4	0	1	0	0	0	0	0	0	0	0	0	0	0	0
Auxiliary Programs	1	0	1	0	0	0	0	0	0	0	0	1	0	0	0	0	0	0	0
Aviation & Applied Technology	1	1	0	1	0	0	0	1	0	0	0	0	0	0	0	0	0	0	0
Benefits	1	0	1	1	0	0	0	0	0	0	0	0	1	0	0	0	0	0	0
Biology	27	13	14	4	12	0	1	0	0	0	0	11	0	0	2	1	0	0	0
Biology Sciences	1	0	1	0	0	0	0	0	0	0	0	1	0	0	0	0	0	0	0
Buildings & Grounds	2	2	0	2	0	1	1	0	0	0	0	0	0	0	0	0	0	0	0
Business	2	0	2	0	0	0	0	0	0	0	0	2	0	0	0	0	0	0	0
Business & Computing Studies	1	1	0	0	1	0	0	0	0	0	0	0	0	0	0	0	0	0	0
Business & Information Technol	61	42	19	5	37	3	2	0	0	0	0	19	0	0	0	0	0	0	0
Business Services	3	1	2	2	0	0	1	0	0	0	0	1	0	1	0	0	0	0	0
Business Services/College Safe	1	0	1	0	0	0	0	0	0	0	0	1	0	0	0	0	0	0	0
Cashiers	3	2	1	1	1	0	1	0	0	0	0	1	0	0	0	0	0	0	0
Center for Learning2	3	1	2	2	0	0	0	1	0	0	0	1	0	0	1	0	0	0	0
Chemistry	23	11	12	3	10	0	1	0	0	0	0	10	0	0	1	1	0	0	0
Child and Family Studies	7	2	5	0	2	0	0	0	0	0	0	5	0	0	0	0	0	0	0

Maricopa County Community College District

Glendale Community College

Snapshot Date: 09/30/2017

Workforce Analysis Summary

Organizational Unit	Total				Male							Female						
	EMP	M	F	MIN	W	AA	H	A	NA	PI	2+	W	AA	H	A	NA	PI	2+
Cisco Networking	1	1	0	1	0	0	1	0	0	0	0	0	0	0	0	0	0	0
College Advancement Services	1	0	1	1	0	0	0	0	0	0	0	0	0	1	0	0	0	0
College Application Services	3	2	1	0	2	0	0	0	0	0	0	1	0	0	0	0	0	0
College Development	1	0	1	0	0	0	0	0	0	0	0	1	0	0	0	0	0	0
College Network Operations	2	1	1	0	1	0	0	0	0	0	0	1	0	0	0	0	0	0
College Technology Services	3	2	1	0	2	0	0	0	0	0	0	1	0	0	0	0	0	0
Comm, Fine Arts & Social Scien	2	1	1	0	1	0	0	0	0	0	0	1	0	0	0	0	0	0
Comm,Reading,ASL,Edu	16	0	16	2	0	0	0	0	0	0	0	14	0	1	1	0	0	0
Communication	29	8	21	6	8	0	0	0	0	0	0	15	5	1	0	0	0	0
Communication-Fine Arts Div	1	0	1	1	0	0	0	0	0	0	0	0	1	0	0	0	0	0
Communication-Humanities Div.	2	1	1	2	0	1	0	0	0	0	0	0	1	0	0	0	0	0
Communication-INT Trng-ASL	1	1	0	1	0	0	1	0	0	0	0	0	0	0	0	0	0	0
Communication/Fine Arts Div	1	1	0	0	1	0	0	0	0	0	0	0	0	0	0	0	0	0
Communication/Humanities Div.	1	1	0	1	0	0	0	1	0	0	0	0	0	0	0	0	0	0
Communication/Performing Arts	1	1	0	0	1	0	0	0	0	0	0	0	0	0	0	0	0	0
Communication/PR Team	1	0	1	1	0	0	0	0	0	0	0	0	0	1	0	0	0	0
Comp Creative Writing and Lit	42	10	32	10	8	0	1	1	0	0	0	24	1	6	1	0	0	0
Computer Information Systems	1	1	0	0	1	0	0	0	0	0	0	0	0	0	0	0	0	0
Counseling	42	10	32	10	6	1	3	0	0	0	0	26	1	5	0	0	0	0
Counseling & Guidance	1	0	1	0	0	0	0	0	0	0	0	1	0	0	0	0	0	0
Criminal Jus,ER Response&Legal	46	39	7	7	33	1	5	0	0	0	0	6	0	1	0	0	0	0

Maricopa County Community College District

Glendale Community College

Workforce Analysis Summary

Snapshot Date: 09/30/2017

Organizational Unit	Total				Male							Female						
	EMP	M	F	MIN	W	AA	H	A	NA	PI	2+	W	AA	H	A	NA	PI	2+
Ctr for Comm & Civic Engagemnt	2	2	0	1	1	0	0	1	0	0	0	0	0	0	0	0	0	0
Ctr for Teach,Lng, Engagement2	4	4	0	1	3	0	0	1	0	0	0	0	0	0	0	0	0	0
Ctr. Teaching, Learning/Tech.	2	2	0	0	2	0	0	0	0	0	0	0	0	0	0	0	0	0
Cultural Science	1	1	0	0	1	0	0	0	0	0	0	0	0	0	0	0	0	0
Curriculum Office	1	0	1	0	0	0	0	0	0	0	0	1	0	0	0	0	0	0
Dance	1	0	1	0	0	0	0	0	0	0	0	1	0	0	0	0	0	0
Dean Acad Planning & Projects	3	0	3	0	0	0	0	0	0	0	0	3	0	0	0	0	0	0
Dean Academic Affairs	7	4	3	0	4	0	0	0	0	0	0	3	0	0	0	0	0	0
Dean of Instruction - Arts&Sci	10	4	6	4	2	1	1	0	0	0	0	4	0	2	0	0	0	0
Dean of Instruction-Ocupptn Pgm	8	2	6	3	2	0	0	0	0	0	0	3	0	2	0	1	0	0
Dean, Enrollment Services	3	0	3	2	0	0	0	0	0	0	0	1	0	2	0	0	0	0
Desktop Media Support	4	2	2	1	2	0	0	0	0	0	0	1	0	0	1	0	0	0
Director - Skill Center	12	2	10	4	1	0	1	0	0	0	0	7	1	2	0	0	0	0
Director Admissions, Reg&Rec	6	2	4	2	0	0	2	0	0	0	0	4	0	0	0	0	0	0
Disability Resources &Services	3	0	3	1	0	0	0	0	0	0	0	2	0	1	0	0	0	0
DL Teaching & Learning	1	1	0	1	0	0	1	0	0	0	0	0	0	0	0	0	0	0
Drafting	7	5	2	1	4	0	0	0	0	1	0	2	0	0	0	0	0	0
Early Outreach	4	3	1	3	1	1	1	0	0	0	0	0	0	1	0	0	0	0
Educational Cntr-Inst	1	0	1	0	0	0	0	0	0	0	0	1	0	0	0	0	0	0
Educational Specialized Svcs	7	3	4	2	3	0	0	0	0	0	0	2	0	2	0	0	0	0
Electronics	6	4	2	1	3	0	0	1	0	0	0	2	0	0	0	0	0	0

Maricopa County Community College District

Glendale Community College

Workforce Analysis Summary

Snapshot Date: 09/30/2017

Organizational Unit	Total				Male							Female						
	EMP	M	F	MIN	W	AA	H	A	NA	PI	2+	W	AA	H	A	NA	PI	2+
Emergency Medi Technology	1	1	0	0	1	0	0	0	0	0	0	0	0	0	0	0	0	0
Emergency Medical Tech	24	19	5	3	16	0	3	0	0	0	0	5	0	0	0	0	0	0
EMT Perm Staff	2	2	0	0	2	0	0	0	0	0	0	0	0	0	0	0	0	0
EMT-Fire Science	45	43	2	11	33	3	7	0	0	0	0	1	0	0	1	0	0	0
English	3	1	2	1	1	0	0	0	0	0	0	1	0	0	0	1	0	0
English-Reading-Journalism	82	23	59	10	20	0	2	0	1	0	0	52	0	7	0	0	0	0
English/Reading/Journalism	34	9	25	8	8	0	1	0	0	0	0	18	1	4	2	0	0	0
Enrollment Management	4	0	4	2	0	0	0	0	0	0	0	2	0	1	1	0	0	0
Enrollment Management Services	3	1	2	2	1	0	0	0	0	0	0	0	0	2	0	0	0	0
Enrollment Services	6	3	3	1	3	0	0	0	0	0	0	2	0	1	0	0	0	0
Exercise Science	2	1	1	0	1	0	0	0	0	0	0	1	0	0	0	0	0	0
Facilities Management	3	1	2	1	1	0	0	0	0	0	0	1	0	1	0	0	0	0
Fin Aid Office	11	2	9	9	0	0	2	0	0	0	0	2	0	7	0	0	0	0
Fine Arts Div	1	1	0	0	1	0	0	0	0	0	0	0	0	0	0	0	0	0
Fire Science	21	21	0	2	19	1	1	0	0	0	0	0	0	0	0	0	0	0
Fire Science Perm Staff	1	1	0	1	0	0	1	0	0	0	0	0	0	0	0	0	0	0
Fiscal	3	0	3	1	0	0	0	0	0	0	0	2	1	0	0	0	0	0
Fitness & Wellness	44	22	22	8	17	3	1	0	1	0	0	19	0	2	0	1	0	0
Foreign Language	12	3	9	6	3	0	0	0	0	0	0	3	0	4	2	0	0	0
GC North Maintenance	4	4	0	4	0	0	3	1	0	0	0	0	0	0	0	0	0	0
GCC North Administration	6	4	2	3	3	0	1	0	0	0	0	0	0	1	0	1	0	0

Maricopa County Community College District

Glendale Community College

Workforce Analysis Summary

Snapshot Date: 09/30/2017

Organizational Unit	Total				Male							Female						
	EMP	M	F	MIN	W	AA	H	A	NA	PI	2+	W	AA	H	A	NA	PI	2+
Global Education Services	3	0	3	3	0	0	0	0	0	0	0	0	1	1	1	0	0	0
Graphic Arts	3	3	0	0	3	0	0	0	0	0	0	0	0	0	0	0	0	0
Health & Exercise Science Div.	1	0	1	0	0	0	0	0	0	0	0	1	0	0	0	0	0	0
Honors Program Admin	1	0	1	0	0	0	0	0	0	0	0	1	0	0	0	0	0	0
Human Resources	1	0	1	1	0	0	0	0	0	0	0	0	0	1	0	0	0	0
Human Resources Onboarding	3	1	2	2	0	1	0	0	0	0	0	1	0	1	0	0	0	0
Information Resources Div	3	0	3	0	0	0	0	0	0	0	0	3	0	0	0	0	0	0
Institutional Research	1	0	1	1	0	0	0	0	0	0	0	0	0	0	1	0	0	0
Instructional - Day Reg Sem	4	2	2	1	1	0	1	0	0	0	0	2	0	0	0	0	0	0
Instructional - Occ Ed	1	0	1	0	0	0	0	0	0	0	0	1	0	0	0	0	0	0
Interpreting Services	1	0	1	0	0	0	0	0	0	0	0	1	0	0	0	0	0	0
IT App Web Development	2	1	1	1	1	0	0	0	0	0	0	0	0	1	0	0	0	0
IT Operations Center	3	3	0	1	2	0	1	0	0	0	0	0	0	0	0	0	0	0
IT Tier 2 Services	4	3	1	2	2	0	1	0	0	0	0	0	0	0	1	0	0	0
IT Tier 3 Services	3	2	1	3	0	0	1	0	1	0	0	0	0	1	0	0	0	0
ITS ERP Development	3	2	1	1	1	1	0	0	0	0	0	1	0	0	0	0	0	0
ITS ERP Production & Support	1	1	0	1	0	0	1	0	0	0	0	0	0	0	0	0	0	0
ITS Infrastructure	1	1	0	1	0	0	1	0	0	0	0	0	0	0	0	0	0	0
ITS Project Management Office	2	1	1	0	1	0	0	0	0	0	0	1	0	0	0	0	0	0
ITS-Communication and Govern	2	2	0	0	2	0	0	0	0	0	0	0	0	0	0	0	0	0
Language Arts	1	0	1	0	0	0	0	0	0	0	0	1	0	0	0	0	0	0

Maricopa County Community College District

Glendale Community College

Workforce Analysis Summary

Snapshot Date: 09/30/2017

Organizational Unit	Total				Male							Female						
	EMP	M	F	MIN	W	AA	H	A	NA	PI	2+	W	AA	H	A	NA	PI	2+
Law Enforcement	1	1	0	0	1	0	0	0	0	0	0	0	0	0	0	0	0	0
Learning Assist Center	1	1	0	0	1	0	0	0	0	0	0	0	0	0	0	0	0	0
Learning Center	2	0	2	2	0	0	0	0	0	0	0	0	1	1	0	0	0	0
Learning Enhancement Center	1	1	0	1	0	1	0	0	0	0	0	0	0	0	0	0	0	0
Learning Support Center	2	1	1	1	0	0	0	1	0	0	0	1	0	0	0	0	0	0
Legal Services	2	2	0	1	1	0	0	0	1	0	0	0	0	0	0	0	0	0
Legal Studies	16	14	2	5	9	2	3	0	0	0	0	2	0	0	0	0	0	0
Legal Studies Perm Staff	2	1	1	1	0	1	0	0	0	0	0	1	0	0	0	0	0	0
Library	15	4	11	4	3	0	1	0	0	0	0	8	0	3	0	0	0	0
Library Operations	2	1	1	1	0	0	1	0	0	0	0	1	0	0	0	0	0	0
Library Resource Center	2	1	1	0	1	0	0	0	0	0	0	1	0	0	0	0	0	0
Library Technical Services	1	0	1	1	0	0	0	0	0	0	0	0	0	1	0	0	0	0
Library, Learning Ctr&Counsel	1	0	1	1	0	0	0	0	0	0	0	0	0	1	0	0	0	0
Maintenance & Operations	7	5	2	1	4	0	1	0	0	0	0	2	0	0	0	0	0	0
Maintenance Operations	3	2	1	2	1	0	1	0	0	0	0	0	0	1	0	0	0	0
Marketing & Communication	8	5	3	3	3	1	1	0	0	0	0	2	0	0	1	0	0	0
Marketing & Operations	3	3	0	2	1	0	2	0	0	0	0	0	0	0	0	0	0	0
Marketing & Public Relations	4	4	0	2	2	0	2	0	0	0	0	0	0	0	0	0	0	0
Marketing, Comm & Creative Svc	10	4	6	6	1	0	2	1	0	0	0	3	2	1	0	0	0	0
Marketing, PR & Sales	11	7	4	1	6	1	0	0	0	0	0	4	0	0	0	0	0	0
Marketing-Creative	5	4	1	4	1	1	1	1	0	0	0	0	1	0	0	0	0	0

Maricopa County Community College District

Glendale Community College

Workforce Analysis Summary

Snapshot Date: 09/30/2017

Organizational Unit	Total				Male							Female						
	EMP	M	F	MIN	W	AA	H	A	NA	PI	2+	W	AA	H	A	NA	PI	2+
Math Division	1	1	0	0	1	0	0	0	0	0	0	0	0	0	0	0	0	0
Mathematics	77	49	28	11	40	1	5	2	1	0	0	26	0	2	0	0	0	0
Mechanical Electrical Plumbing	9	9	0	3	6	0	3	0	0	0	0	0	0	0	0	0	0	0
Media	1	1	0	0	1	0	0	0	0	0	0	0	0	0	0	0	0	0
Medical Ultrasound	1	1	0	0	1	0	0	0	0	0	0	0	0	0	0	0	0	0
Mth, Sci, Engin, & Counseling	8	6	2	5	3	0	3	0	0	0	0	0	0	1	0	1	0	0
Music	5	3	2	0	3	0	0	0	0	0	0	2	0	0	0	0	0	0
Music-Performing Arts Center	2	0	2	0	0	0	0	0	0	0	0	2	0	0	0	0	0	0
My Career, Library & CTL	3	2	1	2	0	0	2	0	0	0	0	1	0	0	0	0	0	0
Network Operations Center	4	3	1	1	2	0	1	0	0	0	0	1	0	0	0	0	0	0
NSO & Student Ambassadors Prog	1	0	1	0	0	0	0	0	0	0	0	1	0	0	0	0	0	0
Nursing	30	4	26	4	4	0	0	0	0	0	0	22	0	3	1	0	0	0
Nutrition	10	1	9	2	1	0	0	0	0	0	0	7	0	2	0	0	0	0
Office of the Chancellor	1	0	1	1	0	0	0	0	0	0	0	0	0	1	0	0	0	0
Office of the President GCC	5	1	4	4	1	0	0	0	0	0	0	0	0	4	0	0	0	0
Office of VP Info Technology	1	1	0	0	1	0	0	0	0	0	0	0	0	0	0	0	0	0
Office of VP Student Affairs	1	0	1	0	0	0	0	0	0	0	0	1	0	0	0	0	0	0
Performing Arts	28	15	13	5	12	1	2	0	0	0	0	11	0	1	0	1	0	0
Philosophy-Religious Studies	16	13	3	2	11	0	1	1	0	0	0	3	0	0	0	0	0	0
Philosophy/Religious Studies	5	1	4	0	1	0	0	0	0	0	0	4	0	0	0	0	0	0
Physical Science	1	0	1	0	0	0	0	0	0	0	0	1	0	0	0	0	0	0

Maricopa County Community College District

Glendale Community College

Snapshot Date: 09/30/2017

Workforce Analysis Summary

Organizational Unit	Total				Male							Female						
	EMP	M	F	MIN	W	AA	H	A	NA	PI	2+	W	AA	H	A	NA	PI	2+
Physical Sciences	15	9	6	0	9	0	0	0	0	0	0	6	0	0	0	0	0	0
PSS Dept Office	1	0	1	1	0	0	0	0	0	0	0	0	0	1	0	0	0	0
Psychology	34	9	25	4	8	0	1	0	0	0	0	22	1	1	1	0	0	0
Public Safety	8	4	4	0	4	0	0	0	0	0	0	4	0	0	0	0	0	0
Public Safety-GCC North	1	1	0	1	0	0	1	0	0	0	0	0	0	0	0	0	0	0
Social & Behavioral Sciences	1	1	0	0	1	0	0	0	0	0	0	0	0	0	0	0	0	0
Social Sciences	38	21	17	5	17	2	0	1	1	0	0	16	0	1	0	0	0	0
Strategy, Planning & Acct	2	1	1	0	1	0	0	0	0	0	0	1	0	0	0	0	0	0
Structures	17	8	9	13	4	0	4	0	0	0	0	0	0	8	0	1	0	0
Student Activities	3	2	1	2	1	0	1	0	0	0	0	0	1	0	0	0	0	0
Student Activities Admin	3	0	3	2	0	0	0	0	0	0	0	1	0	2	0	0	0	0
Student Affairs	2	1	1	0	1	0	0	0	0	0	0	1	0	0	0	0	0	0
Student Affairs QA & Trn	3	1	2	1	1	0	0	0	0	0	0	1	1	0	0	0	0	0
Student Dev - Early College	2	0	2	0	0	0	0	0	0	0	0	2	0	0	0	0	0	0
Student Development Center	4	2	2	1	2	0	0	0	0	0	0	1	0	0	1	0	0	0
Student Development Services	7	2	5	2	2	0	0	0	0	0	0	3	0	2	0	0	0	0
Student Financial Services	4	3	1	4	0	1	2	0	0	0	0	0	0	1	0	0	0	0
Student Information Systems	3	0	3	3	0	0	0	0	0	0	0	0	1	1	0	0	1	0
Student Leadership	4	3	1	4	0	1	2	0	0	0	0	0	1	0	0	0	0	0
Student Leadership Center	2	0	2	1	0	0	0	0	0	0	0	1	0	1	0	0	0	0
Student Life	8	3	5	2	2	0	1	0	0	0	0	4	0	1	0	0	0	0

Maricopa County Community College District

Glendale Community College

Workforce Analysis Summary

Snapshot Date: 09/30/2017

Organizational Unit	Total				Male							Female						
	EMP	M	F	MIN	W	AA	H	A	NA	PI	2+	W	AA	H	A	NA	PI	2+
Student Life-Svc Learning	5	2	3	2	1	0	1	0	0	0	0	2	0	0	1	0	0	0
Student Life/Leadership&Athl.	8	3	5	5	0	1	2	0	0	0	0	3	0	2	0	0	0	0
Student Loan Services	2	1	1	1	0	0	1	0	0	0	0	1	0	0	0	0	0	0
Student Recruitment	3	3	0	0	3	0	0	0	0	0	0	0	0	0	0	0	0	0
Student Success	8	5	3	3	4	0	1	0	0	0	0	1	2	0	0	0	0	0
Student Success Center	3	2	1	1	1	1	0	0	0	0	0	1	0	0	0	0	0	0
Student Success Initiative	7	5	2	3	2	1	2	0	0	0	0	2	0	0	0	0	0	0
Student Success Programs	3	2	1	1	1	0	1	0	0	0	0	1	0	0	0	0	0	0
Student Support Services	2	0	2	1	0	0	0	0	0	0	0	1	0	1	0	0	0	0
Teacher Education	1	0	1	0	0	0	0	0	0	0	0	1	0	0	0	0	0	0
Technology Education	4	2	2	0	2	0	0	0	0	0	0	2	0	0	0	0	0	0
Technology Help Desk	6	6	0	2	4	0	0	0	1	1	0	0	0	0	0	0	0	0
Technology Support Services	1	0	1	1	0	0	0	0	0	0	0	0	0	1	0	0	0	0
Title V	2	0	2	2	0	0	0	0	0	0	0	0	1	1	0	0	0	0
V.P. Academic Affairs	5	3	2	2	2	0	1	0	0	0	0	1	0	1	0	0	0	0
V.P. Administrative Services	5	2	3	3	0	1	1	0	0	0	0	2	0	0	1	0	0	0
Veteran Services Center	3	1	2	2	0	1	0	0	0	0	0	1	0	1	0	0	0	0
Video Production Technology	3	3	0	3	0	2	1	0	0	0	0	0	0	0	0	0	0	0
VP Student Affairs	3	0	3	0	0	0	0	0	0	0	0	3	0	0	0	0	0	0
Total (#)	1,496	747	749	401	546	46	126	18	9	2	0	549	32	129	25	12	2	0
Total (%)		49.9	50.1	26.8	36.5	3.1	8.4	1.2	0.6	0.1	0.0	36.7	2.1	8.6	1.7	0.8	0.1	0.0

Maricopa County Community College District

Mesa Community College

Workforce Analysis Summary

Snapshot Date: 09/30/2017

Organizational Unit	Total				Male							Female						
	EMP	M	F	MIN	W	AA	H	A	NA	PI	2+	W	AA	H	A	NA	PI	2+
Academic Advisement	7	2	5	3	1	1	0	0	0	0	0	3	0	2	0	0	0	0
Academic Technical Services	1	1	0	1	0	0	0	1	0	0	0	0	0	0	0	0	0	0
Accounts Payable	3	1	2	2	1	0	0	0	0	0	0	0	0	0	1	1	0	0
ACE	2	1	1	2	0	0	1	0	0	0	0	0	0	1	0	0	0	0
Adj Fac Rio Luke AFB OBSOLETE	37	19	18	7	14	1	3	1	0	0	0	16	1	1	0	0	0	0
Admin of Justice	53	29	24	8	24	2	1	0	1	1	0	21	0	0	1	2	0	0
Admin Support - Office of VCIT	1	0	1	1	0	0	0	0	0	0	0	0	0	0	0	1	0	0
Administration of Justice	23	14	9	5	12	0	1	1	0	0	0	6	0	2	1	0	0	0
Admissions & Records	1	1	0	0	1	0	0	0	0	0	0	0	0	0	0	0	0	0
Advisement	9	0	9	6	0	0	0	0	0	0	0	3	1	3	2	0	0	0
Advisement Center	1	0	1	1	0	0	0	0	0	0	0	0	0	0	0	1	0	0
Agriculture	12	8	4	1	7	1	0	0	0	0	0	4	0	0	0	0	0	0
American Indian Institute	2	1	1	2	0	0	0	0	1	0	0	0	0	0	0	1	0	0
App Design Code Development	1	1	0	0	1	0	0	0	0	0	0	0	0	0	0	0	0	0
Applied Sciences	17	11	6	0	11	0	0	0	0	0	0	6	0	0	0	0	0	0
Applied Sciences II	4	1	3	0	1	0	0	0	0	0	0	3	0	0	0	0	0	0
Art	46	25	21	8	21	1	1	2	0	0	0	17	1	1	1	1	0	0
Arts and Composition	3	2	1	1	2	0	0	0	0	0	0	0	0	0	1	0	0	0
Arts, Humanity Soc & Beh Sci	3	2	1	0	2	0	0	0	0	0	0	1	0	0	0	0	0	0
Assessment (Testing)	2	1	1	1	0	1	0	0	0	0	0	1	0	0	0	0	0	0
Athletics	26	21	5	11	12	5	3	1	0	0	0	3	1	1	0	0	0	0

Maricopa County Community College District

Mesa Community College Workforce Analysis Summary

Snapshot Date: 09/30/2017

Organizational Unit	Total				Male							Female						
	EMP	M	F	MIN	W	AA	H	A	NA	PI	2+	W	AA	H	A	NA	PI	2+
Athletics-Cross Country	1	1	0	1	0	0	1	0	0	0	0	0	0	0	0	0	0	0
Athletics-Golf	1	1	0	0	1	0	0	0	0	0	0	0	0	0	0	0	0	0
Automotive	5	5	0	0	5	0	0	0	0	0	0	0	0	0	0	0	0	0
Aviation & Applied Technology	1	1	0	0	1	0	0	0	0	0	0	0	0	0	0	0	0	0
Beh. Sciences & Cultural Stud.	1	0	1	1	0	0	0	0	0	0	0	0	1	0	0	0	0	0
Biology	3	2	1	0	2	0	0	0	0	0	0	1	0	0	0	0	0	0
Biology Sciences	6	0	6	2	0	0	0	0	0	0	0	4	0	2	0	0	0	0
Buckeye Educational Cntr-Inst	1	0	1	0	0	0	0	0	0	0	0	1	0	0	0	0	0	0
Buildings & Grounds	1	1	0	0	1	0	0	0	0	0	0	0	0	0	0	0	0	0
Business	78	36	42	14	28	2	2	3	1	0	0	36	2	2	2	0	0	0
Business Services/College Safe	1	1	0	0	1	0	0	0	0	0	0	0	0	0	0	0	0	0
Business-CIS Dept	10	8	2	0	8	0	0	0	0	0	0	2	0	0	0	0	0	0
Cashier & Admin Services	2	0	2	1	0	0	0	0	0	0	0	1	0	1	0	0	0	0
Cashier Services	1	0	1	1	0	0	0	0	0	0	0	0	0	0	1	0	0	0
Center For Learning & Instr	1	0	1	1	0	0	0	0	0	0	0	0	1	0	0	0	0	0
Center for Teaching & Learning	4	1	3	0	1	0	0	0	0	0	0	3	0	0	0	0	0	0
CGPS-Pecos	2	2	0	0	2	0	0	0	0	0	0	0	0	0	0	0	0	0
Chemistry	2	1	1	1	1	0	0	0	0	0	0	0	0	0	0	1	0	0
Child Care Center	4	0	4	2	0	0	0	0	0	0	0	2	0	0	2	0	0	0
Classified Staff Officers	1	0	1	0	0	0	0	0	0	0	0	1	0	0	0	0	0	0
College Advancement Services	1	1	0	0	1	0	0	0	0	0	0	0	0	0	0	0	0	0

Maricopa County Community College District

Mesa Community College

Snapshot Date: 09/30/2017

Workforce Analysis Summary

Organizational Unit	Total				Male							Female						
	EMP	M	F	MIN	W	AA	H	A	NA	PI	2+	W	AA	H	A	NA	PI	2+
College HR - Strategic Staffin	3	1	2	1	0	0	1	0	0	0	0	2	0	0	0	0	0	0
College HR-Faculty Services	2	0	2	2	0	0	0	0	0	0	0	0	0	2	0	0	0	0
College Human Resources	3	0	3	2	0	0	0	0	0	0	0	1	0	2	0	0	0	0
Comm, Fine Arts & Social Scien	3	0	3	1	0	0	0	0	0	0	0	2	1	0	0	0	0	0
Comm,Reading,ASL,Edu	20	1	19	3	1	0	0	0	0	0	0	16	0	3	0	0	0	0
Communication	4	0	4	1	0	0	0	0	0	0	0	3	0	1	0	0	0	0
Communication-Fine Arts Div	3	1	2	0	1	0	0	0	0	0	0	2	0	0	0	0	0	0
Communication-INT Trng-ASL	1	1	0	0	1	0	0	0	0	0	0	0	0	0	0	0	0	0
Communication/INT Trng/ASL	1	0	1	0	0	0	0	0	0	0	0	1	0	0	0	0	0	0
Communication/Performing Arts	2	1	1	1	0	0	0	1	0	0	0	1	0	0	0	0	0	0
Communication/PR Team	1	1	0	1	0	0	1	0	0	0	0	0	0	0	0	0	0	0
Community Development Sites	2	0	2	0	0	0	0	0	0	0	0	2	0	0	0	0	0	0
Community Outreach	1	0	1	1	0	0	0	0	0	0	0	0	0	1	0	0	0	0
Comp Creative Writing and Lit	151	65	86	58	41	8	11	2	2	1	0	52	6	20	5	1	2	0
Counseling	17	4	13	9	0	3	1	0	0	0	0	8	3	2	0	0	0	0
Counseling & Guidance	1	0	1	1	0	0	0	0	0	0	0	0	0	1	0	0	0	0
Course Management	2	0	2	0	0	0	0	0	0	0	0	2	0	0	0	0	0	0
Crafts	1	1	0	0	1	0	0	0	0	0	0	0	0	0	0	0	0	0
Criminal Jus,ER Response&Legal	12	9	3	4	7	1	1	0	0	0	0	1	0	1	0	0	1	0
Ctr Crrclm/Trnsfr Articulation	2	1	1	1	1	0	0	0	0	0	0	0	0	1	0	0	0	0
Ctr for Civic Participation	2	1	1	0	1	0	0	0	0	0	0	1	0	0	0	0	0	0

Maricopa County Community College District

Mesa Community College

Workforce Analysis Summary

Snapshot Date: 09/30/2017

Organizational Unit	Total				Male							Female						
	EMP	M	F	MIN	W	AA	H	A	NA	PI	2+	W	AA	H	A	NA	PI	2+
Ctr for Comm & Civic Engagemnt	4	1	3	0	1	0	0	0	0	0	0	3	0	0	0	0	0	0
Ctr for Teach,Lng, Engagement2	2	0	2	1	0	0	0	0	0	0	0	1	0	0	1	0	0	0
Ctr. Teaching, Learning/Tech.	1	1	0	1	0	0	0	1	0	0	0	0	0	0	0	0	0	0
CTS Desktop & Help Center	2	2	0	1	1	0	1	0	0	0	0	0	0	0	0	0	0	0
Cultural Science	34	11	23	6	10	1	0	0	0	0	0	18	0	3	0	2	0	0
Dance	2	1	1	0	1	0	0	0	0	0	0	1	0	0	0	0	0	0
Dean Academic Affairs	2	1	1	0	1	0	0	0	0	0	0	1	0	0	0	0	0	0
Dean Industry & Public Service	1	0	1	0	0	0	0	0	0	0	0	1	0	0	0	0	0	0
Dental Assisting	3	2	1	0	2	0	0	0	0	0	0	1	0	0	0	0	0	0
Dental Programs	4	0	4	0	0	0	0	0	0	0	0	4	0	0	0	0	0	0
Desktop Media Support	2	1	1	0	1	0	0	0	0	0	0	1	0	0	0	0	0	0
Desktop Support	4	2	2	2	2	0	0	0	0	0	0	0	0	2	0	0	0	0
Development Office	3	1	2	0	1	0	0	0	0	0	0	2	0	0	0	0	0	0
Director - Skill Center	10	3	7	3	2	0	1	0	0	0	0	5	0	1	0	1	0	0
Disability Services	3	1	2	1	0	0	1	0	0	0	0	2	0	0	0	0	0	0
DL Teaching & Learning	1	1	0	0	1	0	0	0	0	0	0	0	0	0	0	0	0	0
Early Childhood Projects	1	0	1	0	0	0	0	0	0	0	0	1	0	0	0	0	0	0
Education	15	1	14	3	1	0	0	0	0	0	0	11	1	2	0	0	0	0
Educational Cntr-Inst	5	2	3	2	1	1	0	0	0	0	0	2	1	0	0	0	0	0
Educational Specialized Svcs	4	2	2	1	2	0	0	0	0	0	0	1	0	0	0	1	0	0
eLearning	2	2	0	0	2	0	0	0	0	0	0	0	0	0	0	0	0	0

Maricopa County Community College District

Mesa Community College

Workforce Analysis Summary

Snapshot Date: 09/30/2017

Organizational Unit	Total				Male							Female						
	EMP	M	F	MIN	W	AA	H	A	NA	PI	2+	W	AA	H	A	NA	PI	2+
Emergency Medical Tech	24	21	3	6	15	1	3	0	2	0	0	3	0	0	0	0	0	0
EMT-Fire Science	28	24	4	2	23	0	1	0	0	0	0	3	0	0	0	0	1	0
EMT/Fire Science	8	4	4	2	4	0	0	0	0	0	0	2	0	2	0	0	0	0
English	1	1	0	0	1	0	0	0	0	0	0	0	0	0	0	0	0	0
English-Journalism-Humanities	48	18	30	2	16	0	2	0	0	0	0	30	0	0	0	0	0	0
English/Journalism/Humanities	28	15	13	9	8	2	3	0	2	0	0	11	1	0	1	0	0	0
English/Reading/Journalism	1	0	1	1	0	0	0	0	0	0	0	0	0	1	0	0	0	0
Enrollment Management	6	2	4	2	1	0	1	0	0	0	0	3	0	0	1	0	0	0
Enrollment Management Services	1	1	0	0	1	0	0	0	0	0	0	0	0	0	0	0	0	0
Enrollment Services	6	5	1	4	2	0	1	1	1	0	0	0	0	1	0	0	0	0
Enrollment Services Contact Ct	2	0	2	2	0	0	0	0	0	0	0	0	0	1	1	0	0	0
Enrollment Services Records	5	1	4	2	1	0	0	0	0	0	0	2	1	1	0	0	0	0
Enrollment Services Security	1	1	0	0	1	0	0	0	0	0	0	0	0	0	0	0	0	0
Enterprise Software & Sys Dev	2	2	0	0	2	0	0	0	0	0	0	0	0	0	0	0	0	0
Exercise Science	48	18	30	7	12	1	3	0	2	0	0	29	0	0	1	0	0	0
Fin Aid Office	5	2	3	5	0	0	2	0	0	0	0	0	0	3	0	0	0	0
Financial Aid	2	0	2	1	0	0	0	0	0	0	0	1	0	0	1	0	0	0
Financial Aid Compliance	2	0	2	1	0	0	0	0	0	0	0	1	0	1	0	0	0	0
Financial Aid Outreach	1	0	1	0	0	0	0	0	0	0	0	1	0	0	0	0	0	0
Fine Arts	1	0	1	0	0	0	0	0	0	0	0	1	0	0	0	0	0	0
Fine Arts Facilities	1	0	1	1	0	0	0	0	0	0	0	0	0	1	0	0	0	0

Maricopa County Community College District

Mesa Community College Workforce Analysis Summary

Snapshot Date: 09/30/2017

Organizational Unit	Total				Male							Female						
	EMP	M	F	MIN	W	AA	H	A	NA	PI	2+	W	AA	H	A	NA	PI	2+
Fiscal Services	6	1	5	2	0	0	1	0	0	0	0	4	0	1	0	0	0	0
Foreign Language	1	0	1	0	0	0	0	0	0	0	0	1	0	0	0	0	0	0
Help Center	3	3	0	0	3	0	0	0	0	0	0	0	0	0	0	0	0	0
Hlth Profn, Fitness & Wellness	4	2	2	2	1	1	0	0	0	0	0	1	0	1	0	0	0	0
Honors	1	0	1	0	0	0	0	0	0	0	0	1	0	0	0	0	0	0
Human Resources	1	0	1	1	0	0	0	0	0	0	0	0	1	0	0	0	0	0
HVAC/Crafts	9	9	0	4	5	0	4	0	0	0	0	0	0	0	0	0	0	0
IA-Web Services	1	0	1	0	0	0	0	0	0	0	0	1	0	0	0	0	0	0
In Person Teaching-Learning	13	0	13	1	0	0	0	0	0	0	0	12	1	0	0	0	0	0
Information Resources Div	1	0	1	0	0	0	0	0	0	0	0	1	0	0	0	0	0	0
Institutional Advancement	5	1	4	1	1	0	0	0	0	0	0	3	1	0	0	0	0	0
Instructional - Day Reg Sem	2	2	0	1	1	0	0	1	0	0	0	0	0	0	0	0	0	0
Instructional - Occ Ed	2	1	1	2	0	1	0	0	0	0	0	0	0	1	0	0	0	0
Instructional Support	1	0	1	0	0	0	0	0	0	0	0	1	0	0	0	0	0	0
Instructional Support Services	1	0	1	0	0	0	0	0	0	0	0	1	0	0	0	0	0	0
International Education	6	2	4	3	1	0	0	0	1	0	0	2	0	1	1	0	0	0
IT App Web Development	3	1	2	0	1	0	0	0	0	0	0	2	0	0	0	0	0	0
IT Help Desk	2	1	1	1	1	0	0	0	0	0	0	0	0	0	1	0	0	0
IT Operations Center	1	0	1	0	0	0	0	0	0	0	0	1	0	0	0	0	0	0
IT Tier 2 Services	4	2	2	2	1	0	0	1	0	0	0	1	0	1	0	0	0	0
IT Tier 3 Services	2	1	1	0	1	0	0	0	0	0	0	1	0	0	0	0	0	0

Maricopa County Community College District

Mesa Community College

Workforce Analysis Summary

Snapshot Date: 09/30/2017

Organizational Unit	Total				Male							Female						
	EMP	M	F	MIN	W	AA	H	A	NA	PI	2+	W	AA	H	A	NA	PI	2+
ITS ERP Development	3	2	1	0	2	0	0	0	0	0	0	1	0	0	0	0	0	0
ITS ERP Production & Support	3	0	3	2	0	0	0	0	0	0	0	1	1	1	0	0	0	0
ITS Infrastructure	2	2	0	1	1	1	0	0	0	0	0	0	0	0	0	0	0	0
ITS Project Management Office	2	2	0	1	1	0	1	0	0	0	0	0	0	0	0	0	0	0
ITS-Communication and Govern	3	0	3	0	0	0	0	0	0	0	0	3	0	0	0	0	0	0
Language Arts	1	0	1	0	0	0	0	0	0	0	0	1	0	0	0	0	0	0
Law Enforcement	1	1	0	0	1	0	0	0	0	0	0	0	0	0	0	0	0	0
Learning Assist Center	2	2	0	0	2	0	0	0	0	0	0	0	0	0	0	0	0	0
Learning Center	3	2	1	2	0	0	2	0	0	0	0	1	0	0	0	0	0	0
Learning Enhancement Center	3	3	0	1	2	0	1	0	0	0	0	0	0	0	0	0	0	0
Legal Services	1	0	1	0	0	0	0	0	0	0	0	1	0	0	0	0	0	0
Legal Studies	2	2	0	1	1	0	1	0	0	0	0	0	0	0	0	0	0	0
Library	13	2	11	0	2	0	0	0	0	0	0	11	0	0	0	0	0	0
Library Public Services	7	4	3	4	1	0	2	0	0	1	0	2	0	0	1	0	0	0
Library Technical Services	2	1	1	1	1	0	0	0	0	0	0	0	0	1	0	0	0	0
Library, Learning Ctr&Counsel	6	2	4	3	0	0	1	1	0	0	0	3	1	0	0	0	0	0
Life Science (Biology)	34	15	19	1	15	0	0	0	0	0	0	18	1	0	0	0	0	0
Life Science Lab	2	1	1	1	1	0	0	0	0	0	0	0	0	0	1	0	0	0
M&O Grounds/Custodial	3	0	3	2	0	0	0	0	0	0	0	1	0	2	0	0	0	0
M&O Utility	2	2	0	0	2	0	0	0	0	0	0	0	0	0	0	0	0	0
Maintenance	2	2	0	0	2	0	0	0	0	0	0	0	0	0	0	0	0	0

Maricopa County Community College District

Mesa Community College

Workforce Analysis Summary

Snapshot Date: 09/30/2017

Organizational Unit	Total				Male							Female						
	EMP	M	F	MIN	W	AA	H	A	NA	PI	2+	W	AA	H	A	NA	PI	2+
Maintenance & Operations	5	2	3	1	2	0	0	0	0	0	0	2	0	1	0	0	0	0
Maintenance Operations	3	2	1	1	1	0	1	0	0	0	0	1	0	0	0	0	0	0
Marketing & Operations	6	2	4	1	2	0	0	0	0	0	0	3	0	1	0	0	0	0
Marketing & Public Relations	6	4	2	2	2	1	1	0	0	0	0	2	0	0	0	0	0	0
Marketing, Comm & Creative Svc	6	3	3	2	2	1	0	0	0	0	0	2	1	0	0	0	0	0
Marketing, PR & Sales	2	0	2	0	0	0	0	0	0	0	0	2	0	0	0	0	0	0
Marketing-Creative	6	3	3	3	2	0	0	1	0	0	0	1	1	1	0	0	0	0
Math Division	3	2	1	2	0	0	1	1	0	0	0	1	0	0	0	0	0	0
Mathematics	67	35	32	9	28	1	4	1	1	0	0	30	0	1	1	0	0	0
Mechanical Electrical Plumbing	1	1	0	0	1	0	0	0	0	0	0	0	0	0	0	0	0	0
Media Services	2	2	0	0	2	0	0	0	0	0	0	0	0	0	0	0	0	0
Mth, Sci, Engin, & Counseling	15	11	4	4	8	1	1	1	0	0	0	3	0	1	0	0	0	0
Music	7	2	5	2	0	0	2	0	0	0	0	5	0	0	0	0	0	0
Music-Performing Arts Center	51	31	20	4	30	0	0	0	1	0	0	17	0	1	2	0	0	0
My Career, Library & CTL	3	3	0	0	3	0	0	0	0	0	0	0	0	0	0	0	0	0
National Chair Academy	1	0	1	0	0	0	0	0	0	0	0	1	0	0	0	0	0	0
National Chair Academy Staff	2	1	1	1	1	0	0	0	0	0	0	0	0	1	0	0	0	0
Network Academy	6	5	1	0	5	0	0	0	0	0	0	1	0	0	0	0	0	0
Network Services	1	1	0	0	1	0	0	0	0	0	0	0	0	0	0	0	0	0
Nursing	24	6	18	4	4	1	1	0	0	0	0	16	1	1	0	0	0	0
Nursing & Allied Health	1	1	0	0	1	0	0	0	0	0	0	0	0	0	0	0	0	0

Maricopa County Community College District

Mesa Community College Workforce Analysis Summary

Snapshot Date: 09/30/2017

Organizational Unit	Total				Male							Female						
	EMP	M	F	MIN	W	AA	H	A	NA	PI	2+	W	AA	H	A	NA	PI	2+
Nursing and Health Science	3	2	1	0	2	0	0	0	0	0	0	1	0	0	0	0	0	0
Nursing Continuing Education	1	0	1	0	0	0	0	0	0	0	0	1	0	0	0	0	0	0
Nutrition	1	0	1	1	0	0	0	0	0	0	0	0	0	1	0	0	0	0
Office of Assoc Dean Stu Svcs	2	2	0	2	0	1	1	0	0	0	0	0	0	0	0	0	0	0
Office of Dean Art/Hum/Soc Sci	10	4	6	1	4	0	0	0	0	0	0	5	0	0	1	0	0	0
Office of Dean Career/Tech Pro	4	2	2	0	2	0	0	0	0	0	0	2	0	0	0	0	0	0
Office of Dean Enrollment Svcs	6	2	4	2	2	0	0	0	0	0	0	2	0	2	0	0	0	0
Office of Dean Math/Science/PE	8	3	5	0	3	0	0	0	0	0	0	5	0	0	0	0	0	0
Office of Dean Retention & Spt	5	2	3	3	1	0	0	0	1	0	0	1	0	1	0	1	0	0
Office of Institutional Effect	4	2	2	3	1	0	0	1	0	0	0	0	1	0	1	0	0	0
Office of Provost RM	2	0	2	1	0	0	0	0	0	0	0	1	1	0	0	0	0	0
Office of Student Life	2	0	2	0	0	0	0	0	0	0	0	2	0	0	0	0	0	0
Office of the Chancellor	1	1	0	0	1	0	0	0	0	0	0	0	0	0	0	0	0	0
Office of the President MCC	6	4	2	3	3	1	0	0	0	0	0	0	0	1	1	0	0	0
Office of VP Academic Affairs	11	3	8	3	3	0	0	0	0	0	0	5	1	2	0	0	0	0
Office of VP Admin Services	4	2	2	2	2	0	0	0	0	0	0	0	1	1	0	0	0	0
Office of VP Info Technology	5	3	2	2	2	1	0	0	0	0	0	1	0	1	0	0	0	0
Office of VP Student Affairs	6	1	5	2	1	0	0	0	0	0	0	3	1	1	0	0	0	0
One Stop Student Success	1	1	0	1	0	1	0	0	0	0	0	0	0	0	0	0	0	0
Performing Arts	1	1	0	0	1	0	0	0	0	0	0	0	0	0	0	0	0	0
Philosophy & Relig Studies	10	7	3	3	5	1	1	0	0	0	0	2	1	0	0	0	0	0

Maricopa County Community College District

Mesa Community College Workforce Analysis Summary

Snapshot Date: 09/30/2017

Organizational Unit	Total				Male							Female						
	EMP	M	F	MIN	W	AA	H	A	NA	PI	2+	W	AA	H	A	NA	PI	2+
Physical Education	2	1	1	1	0	0	1	0	0	0	0	1	0	0	0	0	0	0
Physical Sci&Engineering	1	0	1	1	0	0	0	0	0	0	0	0	0	0	1	0	0	0
Physical Science	40	25	15	6	22	0	1	2	0	0	0	12	0	0	3	0	0	0
Property Accounting&Receiving	3	3	0	1	2	1	0	0	0	0	0	0	0	0	0	0	0	0
Psychological Sciences	27	10	17	6	9	0	0	0	0	1	0	12	1	2	1	0	1	0
Public Safety	3	2	1	0	2	0	0	0	0	0	0	1	0	0	0	0	0	0
Public Safety Red Mtn	2	1	1	1	1	0	0	0	0	0	0	0	0	1	0	0	0	0
Public Safety S&D	3	3	0	1	2	0	1	0	0	0	0	0	0	0	0	0	0	0
Reading	18	2	16	6	0	2	0	0	0	0	0	12	1	3	0	0	0	0
Recruitment	1	1	0	1	0	0	1	0	0	0	0	0	0	0	0	0	0	0
RM Enrollment Svcs	4	2	2	1	2	0	0	0	0	0	0	1	0	1	0	0	0	0
Social & Behavioral Sciences	3	0	3	2	0	0	0	0	0	0	0	1	1	0	1	0	0	0
Social Science	19	14	5	1	13	0	0	0	1	0	0	5	0	0	0	0	0	0
Social Sciences	1	1	0	0	1	0	0	0	0	0	0	0	0	0	0	0	0	0
Social Sciences Division	1	0	1	1	0	0	0	0	0	0	0	0	0	0	1	0	0	0
Speech-Theatre	14	6	8	6	5	0	1	0	0	0	0	3	1	1	2	1	0	0
Speech/Theatre	11	4	7	3	3	0	1	0	0	0	0	5	0	1	1	0	0	0
Spot 127 Youth Media Center	1	0	1	1	0	0	0	0	0	0	0	0	1	0	0	0	0	0
Strategic Information Tech	1	1	0	0	1	0	0	0	0	0	0	0	0	0	0	0	0	0
Student Activities	2	1	1	0	1	0	0	0	0	0	0	1	0	0	0	0	0	0
Student Activities Admin	1	1	0	1	0	0	0	0	1	0	0	0	0	0	0	0	0	0

Maricopa County Community College District

Mesa Community College Workforce Analysis Summary

Snapshot Date: 09/30/2017

Organizational Unit	Total				Male							Female						
	EMP	M	F	MIN	W	AA	H	A	NA	PI	2+	W	AA	H	A	NA	PI	2+
Student Affairs	4	2	2	3	0	1	0	0	1	0	0	1	0	1	0	0	0	0
Student Affairs QA & Trn	3	0	3	2	0	0	0	0	0	0	0	1	0	1	0	1	0	0
Student Dev - Early College	4	3	1	2	2	0	1	0	0	0	0	0	1	0	0	0	0	0
Student Development Center	3	2	1	1	2	0	0	0	0	0	0	0	0	0	0	0	1	0
Student Development Services	3	2	1	3	0	1	0	1	0	0	0	0	0	1	0	0	0	0
Student Financial Services	1	1	0	0	1	0	0	0	0	0	0	0	0	0	0	0	0	0
Student Information Systems	3	3	0	2	1	0	2	0	0	0	0	0	0	0	0	0	0	0
Student Leadership	1	0	1	0	0	0	0	0	0	0	0	1	0	0	0	0	0	0
Student Leadership Center	4	1	3	1	1	0	0	0	0	0	0	2	0	1	0	0	0	0
Student Life	2	1	1	0	1	0	0	0	0	0	0	1	0	0	0	0	0	0
Student Life-Svc Learning	1	0	1	0	0	0	0	0	0	0	0	1	0	0	0	0	0	0
Student Life/Leadership&Athl.	2	0	2	1	0	0	0	0	0	0	0	1	0	1	0	0	0	0
Student Loan Services	4	1	3	3	0	0	1	0	0	0	0	1	0	2	0	0	0	0
Student Recruitment	2	0	2	1	0	0	0	0	0	0	0	1	0	0	0	0	1	0
Student Success	6	3	3	3	2	0	1	0	0	0	0	1	0	1	1	0	0	0
Student Success Center	6	1	5	4	1	0	0	0	0	0	0	1	2	1	1	0	0	0
Student Success Programs	2	0	2	2	0	0	0	0	0	0	0	0	1	1	0	0	0	0
Student Support Services	4	1	3	2	1	0	0	0	0	0	0	1	0	1	0	1	0	0
Transportation-Industrial	15	15	0	2	13	0	1	1	0	0	0	0	0	0	0	0	0	0
Transportation/Industrial	1	1	0	1	0	0	1	0	0	0	0	0	0	0	0	0	0	0
TRIO Program	1	1	0	1	0	0	1	0	0	0	0	0	0	0	0	0	0	0

Maricopa County Community College District

Mesa Community College

Workforce Analysis Summary

Snapshot Date: 09/30/2017

Organizational Unit	Total				Male							Female						
	EMP	M	F	MIN	W	AA	H	A	NA	PI	2+	W	AA	H	A	NA	PI	2+
V.P. Academic Affairs	1	1	0	1	0	0	1	0	0	0	0	0	0	0	0	0	0	0
Welding	12	12	0	2	10	1	1	0	0	0	0	0	0	0	0	0	0	0
World Languages	19	4	15	8	1	0	2	1	0	0	0	10	0	2	3	0	0	0
Total (#)	1,680	802	878	428	610	51	91	27	19	4	0	642	46	118	48	17	7	0
Total (%)		47.7	52.3	25.5	36.3	3.0	5.4	1.6	1.1	0.2	0.0	38.2	2.7	7.0	2.9	1.0	0.4	0.0

Maricopa County Community College District

Paradise Valley Community College - Black Mtn

Workforce Analysis Summary

Snapshot Date: 09/30/2017

Organizational Unit	Total				Male							Female						
	EMP	M	F	MIN	W	AA	H	A	NA	PI	2+	W	AA	H	A	NA	PI	2+
Academic Advisement	1	0	1	0	0	0	0	0	0	0	0	1	0	0	0	0	0	0
College Safety	1	1	0	1	0	0	1	0	0	0	0	0	0	0	0	0	0	0
Total (#)	2	1	1	1	0	0	1	0	0	0	0	1	0	0	0	0	0	0
Total (%)		50.0	50.0	50.0	0.0	0.0	50.0	0.0	0.0	0.0	0.0	50.0	0.0	0.0	0.0	0.0	0.0	0.0

Maricopa County Community College District

Paradise Valley Community College

Snapshot Date: 09/30/2017

Workforce Analysis Summary

Organizational Unit	Total				Male							Female						
	EMP	M	F	MIN	W	AA	H	A	NA	PI	2+	W	AA	H	A	NA	PI	2+
Academic Advisement	12	5	7	6	3	2	0	0	0	0	0	3	1	3	0	0	0	0
Academic Success Center	1	1	0	1	0	0	1	0	0	0	0	0	0	0	0	0	0	0
Adj Fac Rio Luke AFB OBSOLETE	18	13	5	4	9	1	3	0	0	0	0	5	0	0	0	0	0	0
Admin of Justice	30	12	18	6	8	2	2	0	0	0	0	16	1	1	0	0	0	0
Administration of Justice	4	0	4	1	0	0	0	0	0	0	0	3	0	1	0	0	0	0
Admissions & Records	3	0	3	2	0	0	0	0	0	0	0	1	0	1	0	1	0	0
Advisement Center	1	0	1	1	0	0	0	0	0	0	0	0	1	0	0	0	0	0
Allied Health	2	1	1	0	1	0	0	0	0	0	0	1	0	0	0	0	0	0
Anthropology	3	0	3	0	0	0	0	0	0	0	0	3	0	0	0	0	0	0
Art	8	3	5	1	2	0	1	0	0	0	0	5	0	0	0	0	0	0
Assessment/Testing Center	1	0	1	0	0	0	0	0	0	0	0	1	0	0	0	0	0	0
Athletics	8	6	2	1	5	0	1	0	0	0	0	2	0	0	0	0	0	0
Athletics-Soccer	2	2	0	0	2	0	0	0	0	0	0	0	0	0	0	0	0	0
Behavioral Sciences	1	1	0	1	0	0	1	0	0	0	0	0	0	0	0	0	0	0
Behavioral Sciences Division	9	2	7	1	1	0	1	0	0	0	0	7	0	0	0	0	0	0
Benefits	1	0	1	0	0	0	0	0	0	0	0	1	0	0	0	0	0	0
Biology	1	0	1	0	0	0	0	0	0	0	0	1	0	0	0	0	0	0
Biology Sciences	2	0	2	0	0	0	0	0	0	0	0	2	0	0	0	0	0	0
Buildings & Grounds	13	9	4	7	4	1	3	1	0	0	0	2	0	2	0	0	0	0
Business	1	0	1	1	0	0	0	0	0	0	0	0	1	0	0	0	0	0
Business & Information Technol	2	2	0	0	2	0	0	0	0	0	0	0	0	0	0	0	0	0

Maricopa County Community College District

Paradise Valley Community College

Snapshot Date: 09/30/2017

Workforce Analysis Summary

Organizational Unit	Total				Male							Female						
	EMP	M	F	MIN	W	AA	H	A	NA	PI	2+	W	AA	H	A	NA	PI	2+
Business & IT Division	24	14	10	5	11	0	2	0	1	0	0	8	0	1	1	0	0	0
Business Services/College Safe	1	1	0	0	1	0	0	0	0	0	0	0	0	0	0	0	0	0
Career & Edu Planning Services	1	0	1	1	0	0	0	0	0	0	0	0	0	1	0	0	0	0
Cashier Services	1	0	1	0	0	0	0	0	0	0	0	1	0	0	0	0	0	0
Center for Teaching & Learning	1	1	0	0	1	0	0	0	0	0	0	0	0	0	0	0	0	0
Chemistry	2	0	2	0	0	0	0	0	0	0	0	2	0	0	0	0	0	0
College Business Office	1	1	0	0	1	0	0	0	0	0	0	0	0	0	0	0	0	0
College Safety	5	4	1	2	3	0	0	1	0	0	0	0	0	1	0	0	0	0
Comm, Fine Arts & Social Scien	1	0	1	0	0	0	0	0	0	0	0	1	0	0	0	0	0	0
Comm,Reading,ASL,Edu	1	0	1	0	0	0	0	0	0	0	0	1	0	0	0	0	0	0
Communication-Fine Arts Div	2	0	2	0	0	0	0	0	0	0	0	2	0	0	0	0	0	0
Communication-Humanities Div.	8	4	4	1	3	0	0	0	1	0	0	4	0	0	0	0	0	0
Communication-INT Trng-ASL	1	1	0	1	0	1	0	0	0	0	0	0	0	0	0	0	0	0
Communication/Humanities Div.	9	3	6	3	2	0	1	0	0	0	0	4	0	2	0	0	0	0
Communication/INT Trng/ASL	1	0	1	1	0	0	0	0	0	0	0	0	0	1	0	0	0	0
Communication/Performing Arts	1	1	0	1	0	0	1	0	0	0	0	0	0	0	0	0	0	0
Community Development Sites	2	2	0	0	2	0	0	0	0	0	0	0	0	0	0	0	0	0
Comp Creative Writing and Lit	31	12	19	10	6	2	3	1	0	0	0	15	1	1	1	1	0	0
Computer Commons	3	1	2	1	1	0	0	0	0	0	0	1	1	0	0	0	0	0
Computer Information Systems	7	3	4	0	3	0	0	0	0	0	0	4	0	0	0	0	0	0
Counseling	17	1	16	3	1	0	0	0	0	0	0	13	1	2	0	0	0	0

Maricopa County Community College District

Paradise Valley Community College

Snapshot Date: 09/30/2017

Workforce Analysis Summary

Organizational Unit	Total				Male								Female							
	EMP	M	F	MIN	W	AA	H	A	NA	PI	2+	W	AA	H	A	NA	PI	2+		
Criminal Jus,ER Response&Legal	47	37	10	13	25	3	7	2	0	0	0	9	0	1	0	0	0	0		
Ctr Crrcim/Trnsfr Articulation	1	1	0	0	1	0	0	0	0	0	0	0	0	0	0	0	0	0		
Ctr for Teach,Lng, Engagement2	1	0	1	1	0	0	0	0	0	0	0	0	0	1	0	0	0	0		
Dean of Instruction	2	0	2	1	0	0	0	0	0	0	0	1	0	1	0	0	0	0		
Dean of Students-Enrollment	1	1	0	1	0	0	1	0	0	0	0	0	0	0	0	0	0	0		
Desktop Media Support	1	1	0	0	1	0	0	0	0	0	0	0	0	0	0	0	0	0		
Early Childhood Ed	1	0	1	0	0	0	0	0	0	0	0	1	0	0	0	0	0	0		
Educational Cntr-Inst	9	3	6	2	2	0	1	0	0	0	0	5	0	0	1	0	0	0		
Educational Specialized Svcs	2	0	2	0	0	0	0	0	0	0	0	2	0	0	0	0	0	0		
Emergency Medi Technology	13	13	0	1	12	0	1	0	0	0	0	0	0	0	0	0	0	0		
Emergency Medical Tech	20	15	5	7	8	3	3	0	1	0	0	5	0	0	0	0	0	0		
EMT-Fire Science	46	41	5	8	33	2	6	0	0	0	0	5	0	0	0	0	0	0		
English Division	29	10	19	4	9	0	1	0	0	0	0	16	0	2	0	1	0	0		
English-Reading-Journalism	1	0	1	0	0	0	0	0	0	0	0	1	0	0	0	0	0	0		
Exercise Science	1	0	1	0	0	0	0	0	0	0	0	1	0	0	0	0	0	0		
Facilities Management	1	1	0	0	1	0	0	0	0	0	0	0	0	0	0	0	0	0		
Fin Aid Office	1	0	1	0	0	0	0	0	0	0	0	1	0	0	0	0	0	0		
Financial Aid	2	2	0	1	1	0	0	0	1	0	0	0	0	0	0	0	0	0		
Fine & Performing Arts Div.	31	16	15	4	16	0	0	0	0	0	0	11	0	2	2	0	0	0		
Fine Arts Div	1	1	0	0	1	0	0	0	0	0	0	0	0	0	0	0	0	0		
Fire Science	10	10	0	1	9	0	1	0	0	0	0	0	0	0	0	0	0	0		

Maricopa County Community College District

Paradise Valley Community College

Snapshot Date: 09/30/2017

Workforce Analysis Summary

Organizational Unit	Total				Male							Female						
	EMP	M	F	MIN	W	AA	H	A	NA	PI	2+	W	AA	H	A	NA	PI	2+
Fitness & Wellness	1	0	1	0	0	0	0	0	0	0	0	1	0	0	0	0	0	0
Foreign Language	3	1	2	1	0	0	0	1	0	0	0	2	0	0	0	0	0	0
Health & Exercise Science Div.	40	14	26	7	12	0	1	1	0	0	0	21	0	5	0	0	0	0
Health Sciences	2	1	1	1	0	1	0	0	0	0	0	1	0	0	0	0	0	0
Helpdesk	1	0	1	1	0	0	0	0	0	0	0	0	0	1	0	0	0	0
Industrial Technology	1	0	1	0	0	0	0	0	0	0	0	1	0	0	0	0	0	0
Information Resources Div	1	0	1	0	0	0	0	0	0	0	0	1	0	0	0	0	0	0
Institutional Effectiveness	2	1	1	1	0	0	0	1	0	0	0	1	0	0	0	0	0	0
Instructional - Day Reg Sem	3	0	3	1	0	0	0	0	0	0	0	2	0	1	0	0	0	0
Instructional - Occ Ed	1	0	1	1	0	0	0	0	0	0	0	0	0	0	1	0	0	0
IT Help Desk	2	1	1	2	0	0	1	0	0	0	0	0	1	0	0	0	0	0
IT Operations Center	4	2	2	2	2	0	0	0	0	0	0	0	0	1	1	0	0	0
IT Tier 3 Services	2	0	2	0	0	0	0	0	0	0	0	2	0	0	0	0	0	0
ITS ERP Development	1	0	1	0	0	0	0	0	0	0	0	1	0	0	0	0	0	0
ITS Infrastructure	1	0	1	1	0	0	0	0	0	0	0	0	1	0	0	0	0	0
ITS-Communication and Govern	1	1	0	1	0	0	1	0	0	0	0	0	0	0	0	0	0	0
Learning Assist Center	3	1	2	2	0	0	1	0	0	0	0	1	0	1	0	0	0	0
Learning Enhancement Center	1	1	0	1	0	0	1	0	0	0	0	0	0	0	0	0	0	0
Learning Support Center	1	0	1	0	0	0	0	0	0	0	0	1	0	0	0	0	0	0
Legal Services	1	0	1	1	0	0	0	0	0	0	0	0	0	1	0	0	0	0
Legal Studies	2	0	2	0	0	0	0	0	0	0	0	2	0	0	0	0	0	0

Maricopa County Community College District

Paradise Valley Community College

Snapshot Date: 09/30/2017

Workforce Analysis Summary

Organizational Unit	Total				Male							Female						
	EMP	M	F	MIN	W	AA	H	A	NA	PI	2+	W	AA	H	A	NA	PI	2+
Library	5	2	3	3	0	0	2	0	0	0	0	2	0	0	1	0	0	0
Library Operations	2	0	2	0	0	0	0	0	0	0	0	2	0	0	0	0	0	0
Library Public Services	1	1	0	0	1	0	0	0	0	0	0	0	0	0	0	0	0	0
Library Resource Center	2	1	1	1	1	0	0	0	0	0	0	0	1	0	0	0	0	0
Library, Learning Ctr&Counsel	2	2	0	0	2	0	0	0	0	0	0	0	0	0	0	0	0	0
Life Science	8	4	4	2	3	0	0	1	0	0	0	3	0	1	0	0	0	0
Maintenance	1	1	0	1	0	0	0	1	0	0	0	0	0	0	0	0	0	0
Marketing & Communication	4	4	0	0	4	0	0	0	0	0	0	0	0	0	0	0	0	0
Marketing & Operations	4	3	1	1	2	0	1	0	0	0	0	1	0	0	0	0	0	0
Marketing & Public Relations	2	2	0	0	2	0	0	0	0	0	0	0	0	0	0	0	0	0
Marketing, Comm & Creative Svc	1	0	1	0	0	0	0	0	0	0	0	1	0	0	0	0	0	0
Marketing, PR & Sales	1	0	1	0	0	0	0	0	0	0	0	1	0	0	0	0	0	0
Marketing-Creative	2	1	1	1	1	0	0	0	0	0	0	0	0	0	0	1	0	0
Mathematics	1	1	0	0	1	0	0	0	0	0	0	0	0	0	0	0	0	0
Mathematics Division	35	15	20	6	14	0	0	0	1	0	0	15	2	2	1	0	0	0
Mth, Sci, Engin, & Counseling	22	16	6	2	15	0	0	1	0	0	0	5	0	0	1	0	0	0
Music	3	1	2	0	1	0	0	0	0	0	0	2	0	0	0	0	0	0
Network Services & Operations	4	4	0	1	3	0	1	0	0	0	0	0	0	0	0	0	0	0
Nursing	16	1	15	2	1	0	0	0	0	0	0	13	1	1	0	0	0	0
Office of Dean Info Technology	4	2	2	1	2	0	0	0	0	0	0	1	0	1	0	0	0	0
Office of the Chancellor	1	1	0	0	1	0	0	0	0	0	0	0	0	0	0	0	0	0

Maricopa County Community College District

Paradise Valley Community College

Snapshot Date: 09/30/2017

Workforce Analysis Summary

Organizational Unit	Total				Male							Female						
	EMP	M	F	MIN	W	AA	H	A	NA	PI	2+	W	AA	H	A	NA	PI	2+
Office of VP Academic Affairs	6	1	5	1	1	0	0	0	0	0	0	4	0	0	1	0	0	0
Office of VP Admin Services	6	2	4	1	1	0	0	1	0	0	0	4	0	0	0	0	0	0
Office of VP Student Affairs	2	0	2	0	0	0	0	0	0	0	0	2	0	0	0	0	0	0
Performing Arts Center	2	1	1	0	1	0	0	0	0	0	0	1	0	0	0	0	0	0
Philosophy	3	2	1	0	2	0	0	0	0	0	0	1	0	0	0	0	0	0
Physical Education	2	0	2	1	0	0	0	0	0	0	0	1	0	0	0	1	0	0
Physics, Elec, Geolgy	4	3	1	1	3	0	0	0	0	0	0	0	0	0	1	0	0	0
Psychology	9	3	6	0	3	0	0	0	0	0	0	6	0	0	0	0	0	0
Reading	2	0	2	0	0	0	0	0	0	0	0	2	0	0	0	0	0	0
Recruitment	2	0	2	1	0	0	0	0	0	0	0	1	0	1	0	0	0	0
Science Division	19	9	10	1	8	0	0	1	0	0	0	10	0	0	0	0	0	0
Science Labs	4	3	1	0	3	0	0	0	0	0	0	1	0	0	0	0	0	0
Social & Behavioral Sciences	1	1	0	0	1	0	0	0	0	0	0	0	0	0	0	0	0	0
Social Sciences Division	17	4	13	4	3	0	1	0	0	0	0	10	0	2	1	0	0	0
Speech Communication	3	1	2	0	1	0	0	0	0	0	0	2	0	0	0	0	0	0
Student Activities	2	0	2	1	0	0	0	0	0	0	0	1	1	0	0	0	0	0
Student Activities Admin	1	0	1	1	0	0	0	0	0	0	0	0	0	1	0	0	0	0
Student Affairs QA & Trn	2	1	1	1	1	0	0	0	0	0	0	0	0	0	0	1	0	0
Student Dev - Early College	3	1	2	2	1	0	0	0	0	0	0	0	0	2	0	0	0	0
Student Development Center	2	1	1	2	0	0	1	0	0	0	0	0	0	1	0	0	0	0
Student Development Services	2	1	1	0	1	0	0	0	0	0	0	1	0	0	0	0	0	0

Maricopa County Community College District

Paradise Valley Community College

Workforce Analysis Summary

Snapshot Date: 09/30/2017

Organizational Unit	Total				Male							Female						
	EMP	M	F	MIN	W	AA	H	A	NA	PI	2+	W	AA	H	A	NA	PI	2+
Student Financial Services	3	1	2	1	0	1	0	0	0	0	0	2	0	0	0	0	0	0
Student Leadership	1	0	1	0	0	0	0	0	0	0	0	1	0	0	0	0	0	0
Student Leadership Center	1	0	1	1	0	0	0	0	0	0	0	0	0	1	0	0	0	0
Student Life	1	0	1	0	0	0	0	0	0	0	0	1	0	0	0	0	0	0
Student Life-Svc Learning	1	0	1	0	0	0	0	0	0	0	0	1	0	0	0	0	0	0
Student Loan Services	3	1	2	2	0	1	0	0	0	0	0	1	0	1	0	0	0	0
Student Recruitment	1	1	0	1	0	0	1	0	0	0	0	0	0	0	0	0	0	0
Student Success	1	0	1	0	0	0	0	0	0	0	0	1	0	0	0	0	0	0
Student Success Programs	1	1	0	1	0	0	0	1	0	0	0	0	0	0	0	0	0	0
Veterans Services	1	0	1	0	0	0	0	0	0	0	0	1	0	0	0	0	0	0
VP of Student Affairs	1	0	1	1	0	0	0	0	0	0	0	0	1	0	0	0	0	0
Total (#)	768	381	387	174	289	20	53	14	5	0	0	305	15	48	13	6	0	0
Total (%)		49.6	50.4	22.7	37.6	2.6	6.9	1.8	0.7	0.0	0.0	39.7	2.0	6.3	1.7	0.8	0.0	0.0

Maricopa County Community College District

Phoenix College

Snapshot Date: 09/30/2017

Workforce Analysis Summary

Organizational Unit	Total				Male							Female						
	EMP	M	F	MIN	W	AA	H	A	NA	PI	2+	W	AA	H	A	NA	PI	2+
Academic Advisement	14	1	13	8	0	0	0	0	1	0	0	6	1	4	0	2	0	0
Adj Fac Rio Luke AFB OBSOLETE	23	11	12	10	9	0	2	0	0	0	0	4	5	3	0	0	0	0
Admin of Justice	46	16	30	10	10	2	2	2	0	0	0	26	0	1	3	0	0	0
Administration of Justice	1	0	1	1	0	0	0	0	0	0	0	0	0	1	0	0	0	0
Admissions & Records	5	1	4	3	0	0	1	0	0	0	0	2	0	0	1	1	0	0
Advisement Center	3	2	1	2	1	0	1	0	0	0	0	0	0	1	0	0	0	0
Advisement Management	1	0	1	0	0	0	0	0	0	0	0	1	0	0	0	0	0	0
Alumni Relations	1	0	1	0	0	0	0	0	0	0	0	1	0	0	0	0	0	0
Ap Tech,Family&Cnsmr Sciences	21	5	16	4	3	0	2	0	0	0	0	14	1	0	1	0	0	0
Art	12	5	7	1	5	0	0	0	0	0	0	6	0	0	1	0	0	0
Art-Photography	2	1	1	0	1	0	0	0	0	0	0	1	0	0	0	0	0	0
Arts, Humanity Soc & Beh Sci	1	1	0	0	1	0	0	0	0	0	0	0	0	0	0	0	0	0
ASL	8	2	6	3	0	1	1	0	0	0	0	5	0	0	1	0	0	0
Assoc Dean Instr (Occup)	1	0	1	1	0	0	0	0	0	0	0	0	1	0	0	0	0	0
Athletics	22	15	7	8	10	3	2	0	0	0	0	4	0	2	0	0	1	0
Beh. Sciences & Cultural Stud.	2	1	1	1	1	0	0	0	0	0	0	0	0	0	1	0	0	0
Behavioral Sciences	18	4	14	7	3	0	1	0	0	0	0	8	4	2	0	0	0	0
Biology	5	1	4	2	1	0	0	0	0	0	0	2	0	1	0	1	0	0
Biology Sciences	1	1	0	0	1	0	0	0	0	0	0	0	0	0	0	0	0	0
Biosciences	24	12	12	5	10	1	0	1	0	0	0	9	1	2	0	0	0	0
Buckeye Ed Center-Occ Ed Instr	1	1	0	0	1	0	0	0	0	0	0	0	0	0	0	0	0	0

Maricopa County Community College District

Phoenix College

Snapshot Date: 09/30/2017

Workforce Analysis Summary

Organizational Unit	Total				Male							Female						
	EMP	M	F	MIN	W	AA	H	A	NA	PI	2+	W	AA	H	A	NA	PI	2+
Bursar	3	0	3	3	0	0	0	0	0	0	0	0	0	3	0	0	0	0
Business	37	24	13	9	19	2	2	1	0	0	0	9	2	2	0	0	0	0
Business & Computing Studies	1	1	0	1	0	0	0	0	1	0	0	0	0	0	0	0	0	0
Business & IT Division	1	0	1	0	0	0	0	0	0	0	0	1	0	0	0	0	0	0
Business Services/College Safe	1	1	0	0	1	0	0	0	0	0	0	0	0	0	0	0	0	0
Center for HR Innov Strat Plan	1	0	1	1	0	0	0	0	0	0	0	0	0	1	0	0	0	0
Center For Workforce Dev	1	0	1	0	0	0	0	0	0	0	0	1	0	0	0	0	0	0
Child and Family Studies	1	1	0	0	1	0	0	0	0	0	0	0	0	0	0	0	0	0
Classics/Honors	1	0	1	0	0	0	0	0	0	0	0	1	0	0	0	0	0	0
College Business Services	2	0	2	1	0	0	0	0	0	0	0	1	0	1	0	0	0	0
College Fiscal Services	1	0	1	0	0	0	0	0	0	0	0	1	0	0	0	0	0	0
College Human Resources	1	0	1	0	0	0	0	0	0	0	0	1	0	0	0	0	0	0
College Safety	5	4	1	1	3	0	1	0	0	0	0	1	0	0	0	0	0	0
Comm, Fine Arts & Social Scien	1	0	1	1	0	0	0	0	0	0	0	0	1	0	0	0	0	0
Comm,Reading,ASL,Edu	63	12	51	16	8	2	2	0	0	0	0	39	3	7	2	0	0	0
Communication	2	1	1	1	1	0	0	0	0	0	0	0	1	0	0	0	0	0
Communication-Fine Arts Div	3	1	2	1	1	0	0	0	0	0	0	1	1	0	0	0	0	0
Communication-Humanities Div.	1	0	1	0	0	0	0	0	0	0	0	1	0	0	0	0	0	0
Communication-INT Trng-ASL	3	1	2	1	0	0	1	0	0	0	0	2	0	0	0	0	0	0
Communication/Fine Arts Div	1	1	0	1	0	1	0	0	0	0	0	0	0	0	0	0	0	0
Communication/INT Trng/ASL	1	0	1	0	0	0	0	0	0	0	0	1	0	0	0	0	0	0

Maricopa County Community College District

Phoenix College

Snapshot Date: 09/30/2017

Workforce Analysis Summary

Organizational Unit	Total				Male							Female						
	EMP	M	F	MIN	W	AA	H	A	NA	PI	2+	W	AA	H	A	NA	PI	2+
Comp Creative Writing and Lit	41	18	23	26	9	1	8	0	0	0	0	6	5	9	2	1	0	0
Counseling	3	2	1	1	1	0	1	0	0	0	0	1	0	0	0	0	0	0
Counseling & Guidance	13	3	10	8	1	0	2	0	0	0	0	4	2	1	0	3	0	0
Criminal Jus,ER Response&Legal	46	22	24	18	15	1	4	2	0	0	0	13	3	8	0	0	0	0
Ctr Crrcim/Trnsfr Articulation	2	1	1	0	1	0	0	0	0	0	0	1	0	0	0	0	0	0
Ctr Crrclm/Trnsfr Articulation	1	1	0	1	0	1	0	0	0	0	0	0	0	0	0	0	0	0
Ctr for Comm & Civic Engagemnt	1	0	1	0	0	0	0	0	0	0	0	1	0	0	0	0	0	0
Ctr for Teach,Lng, Engagement2	1	1	0	1	0	0	0	0	0	1	0	0	0	0	0	0	0	0
Ctr. Teaching, Learning/Tech.	3	2	1	0	2	0	0	0	0	0	0	1	0	0	0	0	0	0
Dean Arts & Sciences	8	5	3	3	3	0	0	2	0	0	0	2	1	0	0	0	0	0
Dean Industry & Public Service	10	2	8	3	2	0	0	0	0	0	0	5	0	3	0	0	0	0
Dean of Instruction - Arts&Sci	1	1	0	0	1	0	0	0	0	0	0	0	0	0	0	0	0	0
Dean Student Affairs	4	1	3	3	0	0	0	1	0	0	0	1	0	2	0	0	0	0
Dental Assisting	8	0	8	4	0	0	0	0	0	0	0	4	0	2	1	1	0	0
Dental Hygiene	11	0	11	2	0	0	0	0	0	0	0	9	0	1	0	1	0	0
Director - Skill Center	2	2	0	0	2	0	0	0	0	0	0	0	0	0	0	0	0	0
Disability Resource Center	3	0	3	2	0	0	0	0	0	0	0	1	0	2	0	0	0	0
DL Teaching & Learning	11	5	6	10	0	1	2	0	2	0	0	1	0	5	0	0	0	0
Drafting	1	0	1	0	0	0	0	0	0	0	0	1	0	0	0	0	0	0
Educational Cntr-Inst	1	0	1	0	0	0	0	0	0	0	0	1	0	0	0	0	0	0
Educational Specialized Svcs	9	2	7	8	0	0	1	1	0	0	0	1	1	3	2	0	0	0

Maricopa County Community College District

Phoenix College

Snapshot Date: 09/30/2017

Workforce Analysis Summary

Organizational Unit	Total				Male							Female						
	EMP	M	F	MIN	W	AA	H	A	NA	PI	2+	W	AA	H	A	NA	PI	2+
Emergency Medical Tech	2	1	1	0	1	0	0	0	0	0	0	1	0	0	0	0	0	0
Empl & Organizational Learning	1	1	0	0	1	0	0	0	0	0	0	0	0	0	0	0	0	0
English	54	21	33	9	17	1	2	0	1	0	0	28	1	3	0	1	0	0
English-Journalism-Humanities	1	0	1	0	0	0	0	0	0	0	0	1	0	0	0	0	0	0
English-Reading-Journalism	2	1	1	0	1	0	0	0	0	0	0	1	0	0	0	0	0	0
Enrollment Management	1	0	1	1	0	0	0	0	0	0	0	0	0	1	0	0	0	0
Enrollment Services	8	4	4	6	0	2	2	0	0	0	0	2	0	2	0	0	0	0
Exercise Science	1	1	0	1	0	0	1	0	0	0	0	0	0	0	0	0	0	0
Facility Events-Fleet Services	1	0	1	1	0	0	0	0	0	0	0	0	0	1	0	0	0	0
Fin Aid Office	7	2	5	4	1	0	0	1	0	0	0	2	0	2	0	1	0	0
Financial Aid	2	0	2	2	0	0	0	0	0	0	0	0	0	1	1	0	0	0
Fine & Performing Arts Div.	1	0	1	0	0	0	0	0	0	0	0	1	0	0	0	0	0	0
Fine Arts Div	1	0	1	1	0	0	0	0	0	0	0	0	0	1	0	0	0	0
Fine-Performing Arts - Art	27	17	10	7	13	1	3	0	0	0	0	7	0	1	1	1	0	0
Fine-Performing Arts -Theater	2	1	1	0	1	0	0	0	0	0	0	1	0	0	0	0	0	0
Fine-Performing Arts-Music	15	5	10	2	5	0	0	0	0	0	0	8	0	1	1	0	0	0
Fine/Performing Arts - Art	3	1	2	0	1	0	0	0	0	0	0	2	0	0	0	0	0	0
Fine/Performing Arts -Theater	1	1	0	0	1	0	0	0	0	0	0	0	0	0	0	0	0	0
Fine/Performing Arts-Music	3	3	0	0	3	0	0	0	0	0	0	0	0	0	0	0	0	0
Fitness & Wellness	2	0	2	1	0	0	0	0	0	0	0	1	0	0	1	0	0	0
Fitness-Health-P.E.	1	0	1	0	0	0	0	0	0	0	0	1	0	0	0	0	0	0

Maricopa County Community College District

Phoenix College

Snapshot Date: 09/30/2017

Workforce Analysis Summary

Organizational Unit	Total				Male							Female						
	EMP	M	F	MIN	W	AA	H	A	NA	PI	2+	W	AA	H	A	NA	PI	2+
General Operations	1	1	0	0	1	0	0	0	0	0	0	0	0	0	0	0	0	0
Health Care Education	1	0	1	0	0	0	0	0	0	0	0	1	0	0	0	0	0	0
Hlth Profns,Fitness&Wellness	38	12	26	10	7	4	1	0	0	0	0	21	2	2	0	1	0	0
Human Resources Operations	1	1	0	1	0	0	1	0	0	0	0	0	0	0	0	0	0	0
In Person Teaching-Learning	4	0	4	0	0	0	0	0	0	0	0	4	0	0	0	0	0	0
Information Technology Media	3	3	0	0	3	0	0	0	0	0	0	0	0	0	0	0	0	0
Information Technology Support	5	5	0	1	4	0	0	0	1	0	0	0	0	0	0	0	0	0
Infrastructure and Development	3	3	0	0	3	0	0	0	0	0	0	0	0	0	0	0	0	0
Institutional Advancement	1	1	0	1	0	0	1	0	0	0	0	0	0	0	0	0	0	0
Institutional Research	1	0	1	0	0	0	0	0	0	0	0	1	0	0	0	0	0	0
Instructional - Day Reg Sem	1	1	0	0	1	0	0	0	0	0	0	0	0	0	0	0	0	0
Instructional Support Services	2	1	1	1	1	0	0	0	0	0	0	0	0	1	0	0	0	0
International Student Center	1	0	1	1	0	0	0	0	0	0	0	0	0	1	0	0	0	0
IT App Web Development	1	1	0	1	0	0	1	0	0	0	0	0	0	0	0	0	0	0
IT Help Desk	4	2	2	3	0	0	2	0	0	0	0	1	0	1	0	0	0	0
IT Tier 2 Services	1	1	0	0	1	0	0	0	0	0	0	0	0	0	0	0	0	0
ITS Infrastructure	1	1	0	0	1	0	0	0	0	0	0	0	0	0	0	0	0	0
ITS Project Management Office	1	1	0	1	0	0	1	0	0	0	0	0	0	0	0	0	0	0
Lab Support	1	0	1	0	0	0	0	0	0	0	0	1	0	0	0	0	0	0
Legal Services	1	1	0	0	1	0	0	0	0	0	0	0	0	0	0	0	0	0
Legal Studies	2	0	2	0	0	0	0	0	0	0	0	2	0	0	0	0	0	0

Maricopa County Community College District

Phoenix College

Snapshot Date: 09/30/2017

Workforce Analysis Summary

Organizational Unit	Total				Male							Female						
	EMP	M	F	MIN	W	AA	H	A	NA	PI	2+	W	AA	H	A	NA	PI	2+
Liberal Arts	14	9	5	8	4	0	4	0	1	0	0	2	1	2	0	0	0	0
Library	17	2	15	5	1	0	1	0	0	0	0	11	1	3	0	0	0	0
Library Operations	3	1	2	3	0	0	1	0	0	0	0	0	0	0	0	1	1	0
Library Resource Center	1	1	0	0	1	0	0	0	0	0	0	0	0	0	0	0	0	0
M&O - HVAC/Crafts	6	6	0	0	6	0	0	0	0	0	0	0	0	0	0	0	0	0
M&O Groundskeepers/Custodians	13	10	3	9	4	1	5	0	0	0	0	0	0	2	1	0	0	0
Maintenance	1	0	1	1	0	0	0	0	0	0	0	0	0	1	0	0	0	0
Maintenance & Operations	5	4	1	3	2	0	2	0	0	0	0	0	0	0	1	0	0	0
Marketing & Communication	2	1	1	2	0	0	0	1	0	0	0	0	0	1	0	0	0	0
Marketing & Public Relations	1	1	0	1	0	0	0	1	0	0	0	0	0	0	0	0	0	0
Marketing-Creative	3	1	2	1	0	1	0	0	0	0	0	2	0	0	0	0	0	0
Mathematics	43	27	16	12	18	3	4	2	0	0	0	13	0	2	1	0	0	0
Mth, Sci, Engin, & Counseling	12	3	9	8	0	1	1	1	0	0	0	4	1	3	1	0	0	0
Music	5	3	2	2	1	0	1	1	0	0	0	2	0	0	0	0	0	0
Music-Performing Arts Center	2	2	0	0	2	0	0	0	0	0	0	0	0	0	0	0	0	0
My Career, Library & CTL	1	0	1	0	0	0	0	0	0	0	0	1	0	0	0	0	0	0
Nursing	20	1	19	4	0	0	0	1	0	0	0	16	1	2	0	0	0	0
Nursing and Health Science	1	1	0	0	1	0	0	0	0	0	0	0	0	0	0	0	0	0
Office of Dean Enrollment Svcs	1	0	1	1	0	0	0	0	0	0	0	0	0	0	0	1	0	0
Office of Institutional Effect	1	0	1	0	0	0	0	0	0	0	0	1	0	0	0	0	0	0
Office of the Chancellor	3	1	2	0	1	0	0	0	0	0	0	2	0	0	0	0	0	0

Maricopa County Community College District

Phoenix College

Snapshot Date: 09/30/2017

Workforce Analysis Summary

Organizational Unit	Total				Male							Female						
	EMP	M	F	MIN	W	AA	H	A	NA	PI	2+	W	AA	H	A	NA	PI	2+
Office of the President PC	4	1	3	1	1	0	0	0	0	0	0	2	0	1	0	0	0	0
Open Entry/Open Exit	1	1	0	1	0	1	0	0	0	0	0	0	0	0	0	0	0	0
PC ACE Program	2	0	2	2	0	0	0	0	0	0	0	0	1	1	0	0	0	0
PC Preparatory Academy	3	0	3	2	0	0	0	0	0	0	0	1	1	1	0	0	0	0
Phlebotomy,Medical Lab,Hist	1	0	1	0	0	0	0	0	0	0	0	1	0	0	0	0	0	0
Physical Science	2	1	1	1	0	0	1	0	0	0	0	1	0	0	0	0	0	0
Physical Sciences	33	22	11	10	16	0	1	4	1	0	0	7	2	0	2	0	0	0
Recruitment and Retention	5	0	5	4	0	0	0	0	0	0	0	1	0	4	0	0	0	0
Social & Behavioral Sciences	1	1	0	1	0	0	1	0	0	0	0	0	0	0	0	0	0	0
Student Activities Admin	2	0	2	2	0	0	0	0	0	0	0	0	1	1	0	0	0	0
Student Affairs	1	1	0	0	1	0	0	0	0	0	0	0	0	0	0	0	0	0
Student Dev - Early College	1	1	0	1	0	0	0	0	1	0	0	0	0	0	0	0	0	0
Student Information Systems	1	0	1	0	0	0	0	0	0	0	0	1	0	0	0	0	0	0
Student Leadership	3	0	3	3	0	0	0	0	0	0	0	0	0	2	0	1	0	0
Student Leadership Center	2	1	1	2	0	0	1	0	0	0	0	0	0	1	0	0	0	0
Student Life	2	0	2	2	0	0	0	0	0	0	0	0	0	2	0	0	0	0
Student Life-Svc Learning	1	1	0	1	0	0	1	0	0	0	0	0	0	0	0	0	0	0
Student Life/Leadership&Athl.	1	0	1	0	0	0	0	0	0	0	0	1	0	0	0	0	0	0
Student Loan Services	1	0	1	1	0	0	0	0	0	0	0	0	0	1	0	0	0	0
Student Recruitment	2	1	1	2	0	0	1	0	0	0	0	0	1	0	0	0	0	0
Student Success	1	1	0	0	1	0	0	0	0	0	0	0	0	0	0	0	0	0

Maricopa County Community College District

Phoenix College

Snapshot Date: 09/30/2017

Workforce Analysis Summary

Organizational Unit	Total				Male							Female						
	EMP	M	F	MIN	W	AA	H	A	NA	PI	2+	W	AA	H	A	NA	PI	2+
Success Center	2	0	2	0	0	0	0	0	0	0	0	2	0	0	0	0	0	0
Testing Center	1	0	1	0	0	0	0	0	0	0	0	1	0	0	0	0	0	0
Veterans Services	1	1	0	0	1	0	0	0	0	0	0	0	0	0	0	0	0	0
VP Academic Affairs	5	2	3	3	1	1	0	0	0	0	0	1	0	2	0	0	0	0
VP Administrative Services	3	1	2	0	1	0	0	0	0	0	0	2	0	0	0	0	0	0
VP Student Affairs	4	1	3	0	1	0	0	0	0	0	0	3	0	0	0	0	0	0
Total (#)	974	400	574	347	260	32	76	22	9	1	0	367	46	117	25	17	2	0
Total (%)		41.1	58.9	35.6	26.7	3.3	7.8	2.3	0.9	0.1	0.0	37.7	4.7	12.0	2.6	1.7	0.2	0.0

Maricopa County Community College District

Rio Salado Community College

Snapshot Date: 09/30/2017

Workforce Analysis Summary

Organizational Unit	Total				Male							Female						
	EMP	M	F	MIN	W	AA	H	A	NA	PI	2+	W	AA	H	A	NA	PI	2+
ABE Community	1	0	1	1	0	0	0	0	0	0	0	0	0	1	0	0	0	0
ABE Northern	7	2	5	1	2	0	0	0	0	0	0	4	1	0	0	0	0	0
ABE/GED Outreach	1	1	0	1	0	1	0	0	0	0	0	0	0	0	0	0	0	0
Academic Advisement	6	2	4	4	0	1	1	0	0	0	0	2	1	1	0	0	0	0
Adj Fac Rio Luke AFB OBSOLETE	13	6	7	1	6	0	0	0	0	0	0	6	1	0	0	0	0	0
Admin of Justice	2	0	2	0	0	0	0	0	0	0	0	2	0	0	0	0	0	0
Administration	1	1	0	0	1	0	0	0	0	0	0	0	0	0	0	0	0	0
Administrative & Employee Serv	4	1	3	4	0	0	1	0	0	0	0	0	1	2	0	0	0	0
Administrative Services	1	1	0	0	1	0	0	0	0	0	0	0	0	0	0	0	0	0
Admissions & Records	1	0	1	1	0	0	0	0	0	0	0	0	0	0	0	1	0	0
Advisement Center	1	0	1	0	0	0	0	0	0	0	0	1	0	0	0	0	0	0
Advisement Locations	3	0	3	3	0	0	0	0	0	0	0	0	2	0	0	1	0	0
Advisement Management	3	1	2	1	1	0	0	0	0	0	0	1	0	1	0	0	0	0
App Design Code Development	1	0	1	1	0	0	0	0	0	0	0	0	0	0	1	0	0	0
App Design HCM CFS FMS	1	0	1	1	0	0	0	0	0	0	0	0	0	0	1	0	0	0
ASL	1	0	1	1	0	0	0	0	0	0	0	0	0	1	0	0	0	0
Auxiliary Services	2	2	0	2	0	1	1	0	0	0	0	0	0	0	0	0	0	0
Auxiliary Services Operationa	2	2	0	2	0	0	2	0	0	0	0	0	0	0	0	0	0	0
Avondale Operations	2	0	2	2	0	0	0	0	0	0	0	0	0	2	0	0	0	0
Biology Sciences	3	0	3	2	0	0	0	0	0	0	0	1	1	1	0	0	0	0
Buildings & Grounds	1	0	1	0	0	0	0	0	0	0	0	1	0	0	0	0	0	0

Maricopa County Community College District

Rio Salado Community College

Workforce Analysis Summary

Snapshot Date: 09/30/2017

Organizational Unit	Total				Male							Female						
	EMP	M	F	MIN	W	AA	H	A	NA	PI	2+	W	AA	H	A	NA	PI	2+
Business	2	2	0	0	2	0	0	0	0	0	0	0	0	0	0	0	0	0
Business & Information Technol	2	2	0	2	0	0	2	0	0	0	0	0	0	0	0	0	0	0
Business Intelligence	1	0	1	0	0	0	0	0	0	0	0	1	0	0	0	0	0	0
Business Services/College Safe	1	1	0	0	1	0	0	0	0	0	0	0	0	0	0	0	0	0
Business-CIS Dept	7	4	3	2	3	1	0	0	0	0	0	2	0	0	1	0	0	0
Cafe at Rio Culinary	6	2	4	2	1	0	0	0	1	0	0	3	0	0	0	1	0	0
Cashier Services	5	1	4	4	0	0	1	0	0	0	0	1	1	0	0	1	1	0
CBP/AACEIT	4	1	3	3	0	0	0	1	0	0	0	1	1	0	1	0	0	0
Center for HR Innov Strat Plan	1	0	1	0	0	0	0	0	0	0	0	1	0	0	0	0	0	0
Center for Teaching & Learning	2	1	1	0	1	0	0	0	0	0	0	1	0	0	0	0	0	0
CGPS-Pecos	1	1	0	0	1	0	0	0	0	0	0	0	0	0	0	0	0	0
College Business Services	1	0	1	0	0	0	0	0	0	0	0	1	0	0	0	0	0	0
College Curriculum	1	0	1	0	0	0	0	0	0	0	0	1	0	0	0	0	0	0
College Safety	2	2	0	1	1	1	0	0	0	0	0	0	0	0	0	0	0	0
Comm Dev Support	1	0	1	1	0	0	0	0	0	0	0	0	1	0	0	0	0	0
Comm Dev SW Site Locations	2	0	2	1	0	0	0	0	0	0	0	1	0	1	0	0	0	0
Comm Dev Thomas	6	1	5	2	1	0	0	0	0	0	0	3	0	2	0	0	0	0
Comm Dev West Valley	1	1	0	0	1	0	0	0	0	0	0	0	0	0	0	0	0	0
Comm Development	2	0	2	1	0	0	0	0	0	0	0	1	0	1	0	0	0	0
Comm Development Projects	1	1	0	0	1	0	0	0	0	0	0	0	0	0	0	0	0	0
Communication-Fine Arts Div	1	1	0	1	0	0	0	1	0	0	0	0	0	0	0	0	0	0

Maricopa County Community College District

Rio Salado Community College

Workforce Analysis Summary

Snapshot Date: 09/30/2017

Organizational Unit	Total				Male							Female						
	EMP	M	F	MIN	W	AA	H	A	NA	PI	2+	W	AA	H	A	NA	PI	2+
Communication-Humanities Div.	2	1	1	1	1	0	0	0	0	0	0	0	0	0	1	0	0	0
Communication/Fine Arts Div	1	1	0	0	1	0	0	0	0	0	0	0	0	0	0	0	0	0
Communication/Humanities Div.	1	0	1	1	0	0	0	0	0	0	0	0	0	0	0	1	0	0
Communication/INT Trng/ASL	1	1	0	1	0	0	0	1	0	0	0	0	0	0	0	0	0	0
Communication/Performing Arts	1	0	1	0	0	0	0	0	0	0	0	1	0	0	0	0	0	0
Communication/PR Team	2	1	1	0	1	0	0	0	0	0	0	1	0	0	0	0	0	0
Community Development	4	1	3	1	1	0	0	0	0	0	0	2	0	0	0	0	1	0
Community Development Avondale	1	0	1	0	0	0	0	0	0	0	0	1	0	0	0	0	0	0
Community Development East Sid	2	0	2	1	0	0	0	0	0	0	0	1	0	1	0	0	0	0
Community Development Northern	1	1	0	1	0	0	0	0	1	0	0	0	0	0	0	0	0	0
Community Development Sites	62	18	44	9	15	1	2	0	0	0	0	38	2	3	1	0	0	0
Communiversity Queen Creek	1	0	1	1	0	0	0	0	0	0	0	0	1	0	0	0	0	0
Comp Creative Writing and Lit	38	12	26	16	9	3	0	0	0	0	0	13	3	8	1	1	0	0
Computer Labs	4	0	4	1	0	0	0	0	0	0	0	3	1	0	0	0	0	0
Computer Services	5	4	1	4	1	0	2	1	0	0	0	0	0	0	1	0	0	0
Counseling & Guidance	2	0	2	1	0	0	0	0	0	0	0	1	1	0	0	0	0	0
Course Support	4	1	3	2	1	0	0	0	0	0	0	1	1	1	0	0	0	0
Course Support Management	4	0	4	1	0	0	0	0	0	0	0	3	0	1	0	0	0	0
Course/Web Development	7	4	3	2	4	0	0	0	0	0	0	1	0	0	1	1	0	0
Ctr Crrcim/Trnsfr Articulation	1	1	0	0	1	0	0	0	0	0	0	0	0	0	0	0	0	0
Ctr Crrclm/Trnsfr Articulation	1	1	0	0	1	0	0	0	0	0	0	0	0	0	0	0	0	0

Maricopa County Community College District

Rio Salado Community College

Workforce Analysis Summary

Snapshot Date: 09/30/2017

Organizational Unit	Total				Male							Female						
	EMP	M	F	MIN	W	AA	H	A	NA	PI	2+	W	AA	H	A	NA	PI	2+
Ctr for Civic Participation	1	1	0	0	1	0	0	0	0	0	0	0	0	0	0	0	0	0
Ctr for Comm & Civic Engagemnt	1	1	0	1	0	0	1	0	0	0	0	0	0	0	0	0	0	0
Ctr. Teaching, Learning/Tech.	1	0	1	0	0	0	0	0	0	0	0	1	0	0	0	0	0	0
Dean of Arts & Sciences	1	0	1	0	0	0	0	0	0	0	0	1	0	0	0	0	0	0
Dental Assisting	11	1	10	5	0	1	0	0	0	0	0	6	2	1	0	0	1	0
Dental Hygiene	4	2	2	1	1	0	1	0	0	0	0	2	0	0	0	0	0	0
Dental Operations	2	1	1	0	1	0	0	0	0	0	0	1	0	0	0	0	0	0
Desktop Media Support	1	1	0	0	1	0	0	0	0	0	0	0	0	0	0	0	0	0
DL Teaching & Learning	391	116	275	103	83	10	15	6	2	0	0	205	23	37	8	2	0	0
Downtown Operations	2	0	2	2	0	0	0	0	0	0	0	0	0	1	1	0	0	0
Dual Enrollment	3	1	2	1	1	0	0	0	0	0	0	1	0	1	0	0	0	0
Early Childhood Grant Staff	1	0	1	1	0	0	0	0	0	0	0	0	1	0	0	0	0	0
Early Childhood Projects	1	0	1	0	0	0	0	0	0	0	0	1	0	0	0	0	0	0
Early Childhood Staff	1	0	1	1	0	0	0	0	0	0	0	0	1	0	0	0	0	0
Education	2	0	2	0	0	0	0	0	0	0	0	2	0	0	0	0	0	0
Educational Cntr-Inst	8	5	3	4	3	1	0	1	0	0	0	1	2	0	0	0	0	0
Educational Specialized Svcs	16	3	13	2	2	1	0	0	0	0	0	12	0	1	0	0	0	0
Engineering	3	3	0	0	3	0	0	0	0	0	0	0	0	0	0	0	0	0
English	1	0	1	1	0	0	0	0	0	0	0	0	0	1	0	0	0	0
English Division	1	0	1	1	0	0	0	0	0	0	0	0	0	0	1	0	0	0
English-Reading-Journalism	2	0	2	1	0	0	0	0	0	0	0	1	0	1	0	0	0	0

Maricopa County Community College District

Rio Salado Community College

Workforce Analysis Summary

Snapshot Date: 09/30/2017

Organizational Unit	Total				Male							Female							
	EMP	M	F	MIN	W	AA	H	A	NA	PI	2+	W	AA	H	A	NA	PI	2+	
Enrollment Management	1	1	0	0	1	0	0	0	0	0	0	0	0	0	0	0	0	0	0
Enrollment Management Services	4	1	3	3	1	0	0	0	0	0	0	0	0	3	0	0	0	0	0
Enrollment Services	3	1	2	1	1	0	0	0	0	0	0	1	0	1	0	0	0	0	0
Fac Svcs Textbook	3	1	2	0	1	0	0	0	0	0	0	2	0	0	0	0	0	0	0
Faculty Services	3	0	3	1	0	0	0	0	0	0	0	2	0	1	0	0	0	0	0
Fin Aid Office	13	2	11	7	2	0	0	0	0	0	0	4	1	6	0	0	0	0	0
Fine-Performing Arts - Art	1	0	1	1	0	0	0	0	0	0	0	0	1	0	0	0	0	0	0
Fine-Performing Arts-Music	1	1	0	0	1	0	0	0	0	0	0	0	0	0	0	0	0	0	0
Fiscal Services	1	1	0	1	0	1	0	0	0	0	0	0	0	0	0	0	0	0	0
Grants	1	0	1	1	0	0	0	0	0	0	0	0	0	1	0	0	0	0	0
Help Desk	13	12	1	5	7	1	3	1	0	0	0	1	0	0	0	0	0	0	0
Honors Program Admin	1	0	1	1	0	0	0	0	0	0	0	0	0	0	0	1	0	0	0
HR Management	1	0	1	0	0	0	0	0	0	0	0	1	0	0	0	0	0	0	0
Human Resources	2	1	1	1	0	0	0	0	1	0	0	1	0	0	0	0	0	0	0
IA Projects	2	1	1	1	1	0	0	0	0	0	0	0	0	1	0	0	0	0	0
In Person Teaching-Learning	18	0	18	1	0	0	0	0	0	0	0	17	0	0	0	1	0	0	0
Incarcerated Re-Ent Perryville	4	1	3	1	1	0	0	0	0	0	0	2	0	0	1	0	0	0	0
Incarcerated Re-Entry Lewis	5	3	2	2	2	0	1	0	0	0	0	1	0	0	0	1	0	0	0
Incarcerated Reentry	2	0	2	2	0	0	0	0	0	0	0	0	0	2	0	0	0	0	0
Information Services	6	5	1	3	3	1	0	1	0	0	0	0	0	1	0	0	0	0	0
Institutional Advancement	3	1	2	3	0	0	1	0	0	0	0	0	0	2	0	0	0	0	0

Maricopa County Community College District

Rio Salado Community College

Workforce Analysis Summary

Snapshot Date: 09/30/2017

Organizational Unit	Total				Male							Female						
	EMP	M	F	MIN	W	AA	H	A	NA	PI	2+	W	AA	H	A	NA	PI	2+
Institutional Effectiveness	1	0	1	0	0	0	0	0	0	0	0	1	0	0	0	0	0	0
Instruction	22	7	15	6	5	0	1	0	1	0	0	11	3	0	1	0	0	0
Instruction-Academic Affairs	6	2	4	2	1	0	0	0	1	0	0	3	0	1	0	0	0	0
Instructional - Day Reg Sem	3	0	3	1	0	0	0	0	0	0	0	2	0	0	1	0	0	0
Instructional Design	4	1	3	0	1	0	0	0	0	0	0	3	0	0	0	0	0	0
Instructional Support	5	1	4	3	1	0	0	0	0	0	0	1	3	0	0	0	0	0
IT Help Desk	1	0	1	1	0	0	0	0	0	0	0	0	0	0	1	0	0	0
IT Operations Center	1	1	0	0	1	0	0	0	0	0	0	0	0	0	0	0	0	0
IT Tier 2 Services	1	0	1	1	0	0	0	0	0	0	0	0	0	1	0	0	0	0
IT Tier 3 Services	2	2	0	1	1	0	1	0	0	0	0	0	0	0	0	0	0	0
ITS ERP Development	1	1	0	0	1	0	0	0	0	0	0	0	0	0	0	0	0	0
ITS ERP Production & Support	1	0	1	1	0	0	0	0	0	0	0	0	0	1	0	0	0	0
ITS Infrastructure	1	0	1	1	0	0	0	0	0	0	0	0	0	0	1	0	0	0
ITS Project Management Office	2	0	2	1	0	0	0	0	0	0	0	1	0	0	0	1	0	0
ITS-Communication and Govern	1	1	0	1	0	1	0	0	0	0	0	0	0	0	0	0	0	0
Judicial Affairs	2	1	1	0	1	0	0	0	0	0	0	1	0	0	0	0	0	0
Judicial Affairs A&R	5	2	3	2	2	0	0	0	0	0	0	1	0	1	0	1	0	0
Judicial Affairs Enrollment	2	0	2	2	0	0	0	0	0	0	0	0	0	2	0	0	0	0
KBAQ	3	2	1	0	2	0	0	0	0	0	0	1	0	0	0	0	0	0
KJZZ Content	12	6	6	1	6	0	0	0	0	0	0	5	1	0	0	0	0	0
KJZZ Fronteras	3	2	1	1	1	0	1	0	0	0	0	1	0	0	0	0	0	0

Maricopa County Community College District

Rio Salado Community College

Workforce Analysis Summary

Snapshot Date: 09/30/2017

Organizational Unit	Total				Male							Female						
	EMP	M	F	MIN	W	AA	H	A	NA	PI	2+	W	AA	H	A	NA	PI	2+
KJZZ News	8	4	4	1	4	0	0	0	0	0	0	3	0	1	0	0	0	0
KJZZ News Management	1	1	0	1	0	0	1	0	0	0	0	0	0	0	0	0	0	0
KJZZ News Operations	4	1	3	1	1	0	0	0	0	0	0	2	0	0	1	0	0	0
KJZZ/KBAQ Computer Support	3	3	0	1	2	1	0	0	0	0	0	0	0	0	0	0	0	0
Language Arts	1	0	1	1	0	0	0	0	0	0	0	0	1	0	0	0	0	0
Learning Enhancement Center	1	1	0	0	1	0	0	0	0	0	0	0	0	0	0	0	0	0
Learning Support Center	1	0	1	1	0	0	0	0	0	0	0	0	1	0	0	0	0	0
Legal Services	1	1	0	1	0	0	1	0	0	0	0	0	0	0	0	0	0	0
Legal Studies	2	0	2	1	0	0	0	0	0	0	0	1	0	1	0	0	0	0
Library	4	2	2	2	1	0	1	0	0	0	0	1	0	1	0	0	0	0
Library Public Services	3	2	1	3	0	1	1	0	0	0	0	0	0	1	0	0	0	0
Library Technical Services	2	0	2	0	0	0	0	0	0	0	0	2	0	0	0	0	0	0
Lifelong Learning Center	2	0	2	2	0	0	0	0	0	0	0	0	1	1	0	0	0	0
Maintenance	1	1	0	1	0	0	1	0	0	0	0	0	0	0	0	0	0	0
Maintenance & Operations	1	0	1	1	0	0	0	0	0	0	0	0	0	1	0	0	0	0
Marketing & Communication	4	2	2	2	1	1	0	0	0	0	0	1	0	1	0	0	0	0
Marketing & Operations	5	4	1	2	2	0	1	0	1	0	0	1	0	0	0	0	0	0
Marketing & Public Relations	2	1	1	1	1	0	0	0	0	0	0	0	0	1	0	0	0	0
Marketing, Comm & Creative Svc	2	0	2	1	0	0	0	0	0	0	0	1	0	1	0	0	0	0
Marketing, PR & Sales	2	1	1	1	0	1	0	0	0	0	0	1	0	0	0	0	0	0
Marketing-Creative	2	1	1	0	1	0	0	0	0	0	0	1	0	0	0	0	0	0

Maricopa County Community College District

Rio Salado Community College

Workforce Analysis Summary

Snapshot Date: 09/30/2017

Organizational Unit	Total				Male							Female						
	EMP	M	F	MIN	W	AA	H	A	NA	PI	2+	W	AA	H	A	NA	PI	2+
Mathematics	1	1	0	0	1	0	0	0	0	0	0	0	0	0	0	0	0	0
Media Services	3	1	2	0	1	0	0	0	0	0	0	2	0	0	0	0	0	0
Motion Picture-Television	1	1	0	0	1	0	0	0	0	0	0	0	0	0	0	0	0	0
Mth, Sci, Engin, & Counseling	2	1	1	1	1	0	0	0	0	0	0	0	0	1	0	0	0	0
My Career, Library & CTL	1	1	0	0	1	0	0	0	0	0	0	0	0	0	0	0	0	0
Network Programming	5	5	0	1	4	0	1	0	0	0	0	0	0	0	0	0	0	0
Northern Operations	1	0	1	1	0	0	0	0	0	0	0	0	0	1	0	0	0	0
Office of the Chancellor	1	1	0	1	0	0	1	0	0	0	0	0	0	0	0	0	0	0
Office of the President RSCC	7	5	2	1	4	1	0	0	0	0	0	2	0	0	0	0	0	0
Operations Support	3	2	1	3	0	0	2	0	0	0	0	0	0	1	0	0	0	0
Partnerships	2	0	2	0	0	0	0	0	0	0	0	2	0	0	0	0	0	0
Project Development	4	2	2	0	2	0	0	0	0	0	0	2	0	0	0	0	0	0
Public Service	7	6	1	0	6	0	0	0	0	0	0	1	0	0	0	0	0	0
Public Service Admin Support	1	0	1	1	0	0	0	0	0	0	0	0	1	0	0	0	0	0
Public Service Development	9	7	2	2	5	1	1	0	0	0	0	2	0	0	0	0	0	0
Research	4	3	1	2	2	0	1	0	0	0	0	0	1	0	0	0	0	0
SA Enrollment Services	3	1	2	1	1	0	0	0	0	0	0	1	0	1	0	0	0	0
SA Senior Management	2	0	2	0	0	0	0	0	0	0	0	2	0	0	0	0	0	0
SES Admissions & Records	2	1	1	0	1	0	0	0	0	0	0	1	0	0	0	0	0	0
SES Military Advisement	2	1	1	0	1	0	0	0	0	0	0	1	0	0	0	0	0	0
SES Records	5	1	4	2	1	0	0	0	0	0	0	2	1	1	0	0	0	0

Maricopa County Community College District

Rio Salado Community College

Snapshot Date: 09/30/2017

Workforce Analysis Summary

Organizational Unit	Total				Male							Female						
	EMP	M	F	MIN	W	AA	H	A	NA	PI	2+	W	AA	H	A	NA	PI	2+
Social & Behavioral Sciences	1	0	1	1	0	0	0	0	0	0	0	0	0	1	0	0	0	0
Social Science	1	0	1	0	0	0	0	0	0	0	0	1	0	0	0	0	0	0
Southern Instruction	3	0	3	1	0	0	0	0	0	0	0	2	0	1	0	0	0	0
Spot 127 Administration	3	2	1	2	0	0	2	0	0	0	0	1	0	0	0	0	0	0
Spot 127 Youth Media Center	1	1	0	1	0	0	1	0	0	0	0	0	0	0	0	0	0	0
St Enrollment Srvs Advisement	8	2	6	3	1	1	0	0	0	0	0	4	0	0	2	0	0	0
St Enrollment Srvs Testing	2	1	1	1	0	0	1	0	0	0	0	1	0	0	0	0	0	0
Student Activities	3	1	2	1	1	0	0	0	0	0	0	1	0	1	0	0	0	0
Student Activities Admin	2	1	1	0	1	0	0	0	0	0	0	1	0	0	0	0	0	0
Student Affairs	3	1	2	3	0	0	1	0	0	0	0	0	0	2	0	0	0	0
Student Affairs QA & Trn	2	1	1	1	1	0	0	0	0	0	0	0	0	1	0	0	0	0
Student Dev - Early College	2	1	1	2	0	0	1	0	0	0	0	0	0	1	0	0	0	0
Student Development Services	2	1	1	2	0	0	1	0	0	0	0	0	0	1	0	0	0	0
Student Financial Services	2	0	2	2	0	0	0	0	0	0	0	0	1	1	0	0	0	0
Student Information Systems	2	1	1	1	1	0	0	0	0	0	0	0	0	1	0	0	0	0
Student Leadership	3	2	1	1	2	0	0	0	0	0	0	0	0	1	0	0	0	0
Student Leadership Center	3	1	2	2	1	0	0	0	0	0	0	0	0	2	0	0	0	0
Student Life-Svc Learning	1	1	0	1	0	0	1	0	0	0	0	0	0	0	0	0	0	0
Student Life/Leadership&Athl.	1	0	1	0	0	0	0	0	0	0	0	1	0	0	0	0	0	0
Student Loan Services	2	0	2	1	0	0	0	0	0	0	0	1	0	1	0	0	0	0
Student Recruitment	1	1	0	1	0	0	1	0	0	0	0	0	0	0	0	0	0	0

Maricopa County Community College District

Rio Salado Community College

Snapshot Date: 09/30/2017

Workforce Analysis Summary

Organizational Unit	Total				Male							Female						
	EMP	M	F	MIN	W	AA	H	A	NA	PI	2+	W	AA	H	A	NA	PI	2+
Student Success	2	1	1	2	0	0	1	0	0	0	0	0	0	1	0	0	0	0
Student Success Center	2	0	2	1	0	0	0	0	0	0	0	1	0	1	0	0	0	0
Student Success Initiative	4	3	1	2	2	1	0	0	0	0	0	0	0	1	0	0	0	0
Student Success Programs	2	1	1	1	1	0	0	0	0	0	0	0	0	0	1	0	0	0
Student Support Services	1	0	1	1	0	0	0	0	0	0	0	0	0	1	0	0	0	0
Sustainable Cafe	1	1	0	0	1	0	0	0	0	0	0	0	0	0	0	0	0	0
Teached Edu Field	3	0	3	3	0	0	0	0	0	0	0	0	1	1	1	0	0	0
Teacher Educ TIR	1	0	1	0	0	0	0	0	0	0	0	1	0	0	0	0	0	0
Teacher Education	33	4	29	3	4	0	0	0	0	0	0	26	0	2	1	0	0	0
Testing Operation	11	2	9	4	2	0	0	0	0	0	0	5	0	3	0	1	0	0
Thomas Instruction	1	0	1	0	0	0	0	0	0	0	0	1	0	0	0	0	0	0
Thomas Operations	1	0	1	1	0	0	0	0	0	0	0	0	0	1	0	0	0	0
Transportation-Industrial	1	1	0	1	0	1	0	0	0	0	0	0	0	0	0	0	0	0
TSS Help Desk	1	1	0	0	1	0	0	0	0	0	0	0	0	0	0	0	0	0
Web Development IA	1	0	1	0	0	0	0	0	0	0	0	1	0	0	0	0	0	0
Total (#)	1,104	380	724	361	265	35	59	13	8	0	0	478	65	133	30	15	3	0
Total (%)		34.4	65.6	32.7	24.0	3.2	5.3	1.2	0.7	0.0	0.0	43.3	5.9	12.0	2.7	1.4	0.3	0.0

Maricopa County Community College District

Scottsdale Community College

Workforce Analysis Summary

Snapshot Date: 09/30/2017

Organizational Unit	Total				Male							Female						
	EMP	M	F	MIN	W	AA	H	A	NA	PI	2+	W	AA	H	A	NA	PI	2+
Academic Advisement	3	2	1	3	0	1	0	0	1	0	0	0	0	0	0	1	0	0
Academic Technical Services	1	1	0	0	1	0	0	0	0	0	0	0	0	0	0	0	0	0
Adj Fac Rio Luke AFB OBSOLETE	14	8	6	2	7	0	1	0	0	0	0	5	0	0	1	0	0	0
Admin of Justice	29	11	18	5	10	0	1	0	0	0	0	14	1	1	2	0	0	0
Administrative & Employee Serv	1	0	1	1	0	0	0	0	0	0	0	0	0	0	1	0	0	0
Admissions & Records	9	3	6	5	1	0	2	0	0	0	0	3	2	0	0	1	0	0
Advisement Center	6	2	4	3	1	1	0	0	0	0	0	2	0	1	0	1	0	0
Agriculture	1	0	1	1	0	0	0	0	0	0	0	0	0	1	0	0	0	0
Anthropology	1	0	1	0	0	0	0	0	0	0	0	1	0	0	0	0	0	0
Applied Science Div	3	1	2	0	1	0	0	0	0	0	0	2	0	0	0	0	0	0
Art	8	2	6	2	1	0	1	0	0	0	0	5	1	0	0	0	0	0
Art-Photography	11	6	5	1	5	0	1	0	0	0	0	5	0	0	0	0	0	0
Art/Photography	6	3	3	2	1	0	0	1	1	0	0	3	0	0	0	0	0	0
ASL	1	0	1	0	0	0	0	0	0	0	0	1	0	0	0	0	0	0
Assoc Dean Instr (Occup)	3	2	1	0	2	0	0	0	0	0	0	1	0	0	0	0	0	0
Astronomy	1	1	0	0	1	0	0	0	0	0	0	0	0	0	0	0	0	0
Athletics	8	5	3	3	2	2	1	0	0	0	0	3	0	0	0	0	0	0
Athletics-Soccer	1	1	0	0	1	0	0	0	0	0	0	0	0	0	0	0	0	0
Auxiliary Services	1	0	1	0	0	0	0	0	0	0	0	1	0	0	0	0	0	0
Biology	17	9	8	1	9	0	0	0	0	0	0	7	0	1	0	0	0	0
Biology Sciences	1	0	1	0	0	0	0	0	0	0	0	1	0	0	0	0	0	0

Maricopa County Community College District

Scottsdale Community College

Workforce Analysis Summary

Snapshot Date: 09/30/2017

Organizational Unit	Total				Male							Female						
	EMP	M	F	MIN	W	AA	H	A	NA	PI	2+	W	AA	H	A	NA	PI	2+
Bldgs/Grounds - Williams	1	1	0	0	1	0	0	0	0	0	0	0	0	0	0	0	0	0
Bursar	1	1	0	0	1	0	0	0	0	0	0	0	0	0	0	0	0	0
Business	1	1	0	0	1	0	0	0	0	0	0	0	0	0	0	0	0	0
Business-CIS Dept	9	5	4	0	5	0	0	0	0	0	0	4	0	0	0	0	0	0
Business/CIS Dept	12	6	6	2	5	0	1	0	0	0	0	5	1	0	0	0	0	0
Cashier's Office	2	1	1	0	1	0	0	0	0	0	0	1	0	0	0	0	0	0
Cashiers	1	1	0	1	0	0	1	0	0	0	0	0	0	0	0	0	0	0
CGPS-Pecos	1	1	0	0	1	0	0	0	0	0	0	0	0	0	0	0	0	0
Chemistry	5	4	1	2	3	1	0	0	0	0	0	0	1	0	0	0	0	0
Civic & Global Engagement	3	0	3	1	0	0	0	0	0	0	0	2	0	0	1	0	0	0
College Business Services	3	2	1	2	0	0	2	0	0	0	0	1	0	0	0	0	0	0
College Personnel Office	2	1	1	2	0	0	1	0	0	0	0	0	0	1	0	0	0	0
College Safety	2	2	0	0	2	0	0	0	0	0	0	0	0	0	0	0	0	0
Comm,Reading,ASL,Edu	1	0	1	0	0	0	0	0	0	0	0	1	0	0	0	0	0	0
Communication	5	0	5	0	0	0	0	0	0	0	0	5	0	0	0	0	0	0
Communication-INT Trng-ASL	1	1	0	0	1	0	0	0	0	0	0	0	0	0	0	0	0	0
Communication/Fine Arts Div	1	1	0	0	1	0	0	0	0	0	0	0	0	0	0	0	0	0
Communication/Performing Arts	5	2	3	1	1	0	1	0	0	0	0	3	0	0	0	0	0	0
Community Center	3	1	2	1	0	0	1	0	0	0	0	2	0	0	0	0	0	0
Community Development Sites	1	0	1	0	0	0	0	0	0	0	0	1	0	0	0	0	0	0
Comp Creative Writing and Lit	18	12	6	8	7	2	0	2	1	0	0	3	0	1	1	1	0	0

Maricopa County Community College District

Scottsdale Community College

Workforce Analysis Summary

Snapshot Date: 09/30/2017

Organizational Unit	Total				Male							Female						
	EMP	M	F	MIN	W	AA	H	A	NA	PI	2+	W	AA	H	A	NA	PI	2+
Computer Information Systems	8	3	5	0	3	0	0	0	0	0	0	5	0	0	0	0	0	0
Counseling	13	1	12	3	1	0	0	0	0	0	0	9	1	1	0	1	0	0
Crafts	6	6	0	0	6	0	0	0	0	0	0	0	0	0	0	0	0	0
Criminal Jus,ER Response&Legal	1	1	0	0	1	0	0	0	0	0	0	0	0	0	0	0	0	0
Ctr Crrclm/Trnsfr Articulation	2	0	2	0	0	0	0	0	0	0	0	2	0	0	0	0	0	0
Ctr for Comm & Civic Engagemnt	1	1	0	0	1	0	0	0	0	0	0	0	0	0	0	0	0	0
Culinary	8	5	3	2	4	1	0	0	0	0	0	2	0	1	0	0	0	0
Curriculum Office	1	0	1	0	0	0	0	0	0	0	0	1	0	0	0	0	0	0
Dance	9	1	8	1	0	0	1	0	0	0	0	8	0	0	0	0	0	0
Dean of Student Affairs	4	1	3	1	1	0	0	0	0	0	0	2	0	0	0	1	0	0
Desktop Media Support	1	1	0	0	1	0	0	0	0	0	0	0	0	0	0	0	0	0
Director Admissions, Reg&Rec	1	1	0	1	0	0	1	0	0	0	0	0	0	0	0	0	0	0
DL Teaching & Learning	1	0	1	0	0	0	0	0	0	0	0	1	0	0	0	0	0	0
Drafting	3	3	0	1	2	0	1	0	0	0	0	0	0	0	0	0	0	0
Education	1	0	1	0	0	0	0	0	0	0	0	1	0	0	0	0	0	0
Educational Cntr-Inst	2	1	1	1	1	0	0	0	0	0	0	0	0	0	0	1	0	0
English	26	11	15	3	9	0	1	1	0	0	0	14	0	1	0	0	0	0
English Division	1	0	1	0	0	0	0	0	0	0	0	1	0	0	0	0	0	0
English, Wrld Lang, Journalism	4	0	4	0	0	0	0	0	0	0	0	4	0	0	0	0	0	0
Enrollment Management	4	2	2	1	1	1	0	0	0	0	0	2	0	0	0	0	0	0
Enrollment Management Services	3	1	2	2	1	0	0	0	0	0	0	0	1	1	0	0	0	0

Maricopa County Community College District

Scottsdale Community College

Workforce Analysis Summary

Snapshot Date: 09/30/2017

Organizational Unit	Total				Male							Female						
	EMP	M	F	MIN	W	AA	H	A	NA	PI	2+	W	AA	H	A	NA	PI	2+
Enrollment Services	1	1	0	1	0	0	1	0	0	0	0	0	0	0	0	0	0	0
Equine Science	4	0	4	0	0	0	0	0	0	0	0	4	0	0	0	0	0	0
Film Humanities	2	1	1	0	1	0	0	0	0	0	0	1	0	0	0	0	0	0
Film School	1	1	0	0	1	0	0	0	0	0	0	0	0	0	0	0	0	0
Fin Aid Office	3	0	3	3	0	0	0	0	0	0	0	0	1	1	0	1	0	0
Financial Aid & Placement	1	0	1	0	0	0	0	0	0	0	0	1	0	0	0	0	0	0
Fine Arts Div	10	3	7	0	3	0	0	0	0	0	0	7	0	0	0	0	0	0
Fitness Center	2	0	2	0	0	0	0	0	0	0	0	2	0	0	0	0	0	0
Food and Nutrition	5	0	5	0	0	0	0	0	0	0	0	5	0	0	0	0	0	0
Foreign Languages	3	2	1	0	2	0	0	0	0	0	0	1	0	0	0	0	0	0
Geology	1	0	1	0	0	0	0	0	0	0	0	1	0	0	0	0	0	0
Grounds	5	4	1	0	4	0	0	0	0	0	0	1	0	0	0	0	0	0
History	2	2	0	0	2	0	0	0	0	0	0	0	0	0	0	0	0	0
Honors Program Admin	1	0	1	0	0	0	0	0	0	0	0	1	0	0	0	0	0	0
Hospitality	7	3	4	1	3	0	0	0	0	0	0	3	0	1	0	0	0	0
Hspitly, Trsm & Culnry Div	3	2	1	1	1	1	0	0	0	0	0	1	0	0	0	0	0	0
Indep Study Lab	2	1	1	0	1	0	0	0	0	0	0	1	0	0	0	0	0	0
Information Technology Systems	6	5	1	2	3	1	0	1	0	0	0	1	0	0	0	0	0	0
Institutional Advancement	3	2	1	1	1	0	1	0	0	0	0	1	0	0	0	0	0	0
Institutional Research	1	0	1	0	0	0	0	0	0	0	0	1	0	0	0	0	0	0
Instructional Computing	1	1	0	0	1	0	0	0	0	0	0	0	0	0	0	0	0	0

Maricopa County Community College District

Scottsdale Community College

Workforce Analysis Summary

Snapshot Date: 09/30/2017

Organizational Unit	Total				Male							Female						
	EMP	M	F	MIN	W	AA	H	A	NA	PI	2+	W	AA	H	A	NA	PI	2+
Instructional Support	1	0	1	1	0	0	0	0	0	0	0	0	0	0	1	0	0	0
Instructional Technology Svcs	3	1	2	0	1	0	0	0	0	0	0	2	0	0	0	0	0	0
Interior Design	3	0	3	0	0	0	0	0	0	0	0	3	0	0	0	0	0	0
IT App Web Development	1	0	1	0	0	0	0	0	0	0	0	1	0	0	0	0	0	0
IT Tier 3 Services	1	1	0	0	1	0	0	0	0	0	0	0	0	0	0	0	0	0
ITS ERP Development	1	1	0	0	1	0	0	0	0	0	0	0	0	0	0	0	0	0
ITS ERP Production & Support	2	2	0	2	0	1	1	0	0	0	0	0	0	0	0	0	0	0
Journalism	1	0	1	0	0	0	0	0	0	0	0	1	0	0	0	0	0	0
Law Enforcement	11	7	4	4	7	0	0	0	0	0	0	0	0	3	1	0	0	0
Learning Center	1	1	0	0	1	0	0	0	0	0	0	0	0	0	0	0	0	0
Legal Studies	1	1	0	1	0	1	0	0	0	0	0	0	0	0	0	0	0	0
Liberal Arts	1	0	1	1	0	0	0	0	0	0	0	0	0	0	1	0	0	0
Library	12	2	10	0	2	0	0	0	0	0	0	10	0	0	0	0	0	0
Library Operations	2	1	1	1	1	0	0	0	0	0	0	0	0	1	0	0	0	0
Life Science	1	1	0	0	1	0	0	0	0	0	0	0	0	0	0	0	0	0
Maintenance	1	0	1	0	0	0	0	0	0	0	0	1	0	0	0	0	0	0
Maintenance & Operations	8	3	5	3	3	0	0	0	0	0	0	2	0	2	1	0	0	0
Marketing & Operations	1	1	0	0	1	0	0	0	0	0	0	0	0	0	0	0	0	0
Marketing & Public Relations	1	1	0	0	1	0	0	0	0	0	0	0	0	0	0	0	0	0
Marketing, PR & Sales	1	1	0	0	1	0	0	0	0	0	0	0	0	0	0	0	0	0
Math & Sciences Div	4	1	3	0	1	0	0	0	0	0	0	3	0	0	0	0	0	0

Maricopa County Community College District

Scottsdale Community College

Workforce Analysis Summary

Snapshot Date: 09/30/2017

Organizational Unit	Total				Male							Female						
	EMP	M	F	MIN	W	AA	H	A	NA	PI	2+	W	AA	H	A	NA	PI	2+
Math Tutoring Center	2	1	1	1	1	0	0	0	0	0	0	0	0	0	1	0	0	0
Mathematics	39	22	17	5	19	1	1	0	1	0	0	15	0	1	1	0	0	0
Media Center	5	3	2	0	3	0	0	0	0	0	0	2	0	0	0	0	0	0
Men's Athletic General	3	2	1	0	2	0	0	0	0	0	0	1	0	0	0	0	0	0
Motion Picture-Television	8	7	1	1	6	0	1	0	0	0	0	1	0	0	0	0	0	0
Motion Picture/Television	4	2	2	1	1	0	1	0	0	0	0	2	0	0	0	0	0	0
Mth, Sci, Engin, & Counseling	7	4	3	0	4	0	0	0	0	0	0	3	0	0	0	0	0	0
Music	24	16	8	3	13	1	1	1	0	0	0	8	0	0	0	0	0	0
My Career, Library & CTL	1	1	0	0	1	0	0	0	0	0	0	0	0	0	0	0	0	0
Nursing	24	2	22	2	1	0	0	0	0	1	0	21	0	1	0	0	0	0
Office of the Chancellor	1	0	1	0	0	0	0	0	0	0	0	1	0	0	0	0	0	0
Office of the President SCC	4	0	4	1	0	0	0	0	0	0	0	3	0	0	1	0	0	0
Orientation	1	1	0	1	0	0	1	0	0	0	0	0	0	0	0	0	0	0
P.E. - Men's	4	2	2	0	2	0	0	0	0	0	0	2	0	0	0	0	0	0
P.E. - Women's	3	1	2	0	1	0	0	0	0	0	0	2	0	0	0	0	0	0
Performing Arts	1	1	0	0	1	0	0	0	0	0	0	0	0	0	0	0	0	0
Philosophy	4	3	1	1	2	0	0	1	0	0	0	1	0	0	0	0	0	0
Physical Education	30	15	15	4	12	1	2	0	0	0	0	14	0	0	1	0	0	0
Physics	5	5	0	1	4	0	0	1	0	0	0	0	0	0	0	0	0	0
Psychology	2	1	1	0	1	0	0	0	0	0	0	1	0	0	0	0	0	0
Public Safety	7	6	1	2	4	0	1	0	1	0	0	1	0	0	0	0	0	0

Maricopa County Community College District

Scottsdale Community College

Snapshot Date: 09/30/2017

Workforce Analysis Summary

Organizational Unit	Total				Male							Female						
	EMP	M	F	MIN	W	AA	H	A	NA	PI	2+	W	AA	H	A	NA	PI	2+
Reading	2	0	2	0	0	0	0	0	0	0	0	2	0	0	0	0	0	0
Recreation	1	0	1	0	0	0	0	0	0	0	0	1	0	0	0	0	0	0
Recruitment	1	0	1	0	0	0	0	0	0	0	0	1	0	0	0	0	0	0
Service Learning	2	0	2	0	0	0	0	0	0	0	0	2	0	0	0	0	0	0
Social & Behavioral Sciences	2	0	2	0	0	0	0	0	0	0	0	2	0	0	0	0	0	0
Social Sciences Division	1	1	0	0	1	0	0	0	0	0	0	0	0	0	0	0	0	0
Social/Behavioral Sci Dept	19	13	6	2	11	0	0	1	1	0	0	6	0	0	0	0	0	0
Student Activities	1	0	1	1	0	0	0	0	0	0	0	0	0	1	0	0	0	0
Student Affairs	1	0	1	1	0	0	0	0	0	0	0	0	0	0	0	1	0	0
Student Affairs QA & Trn	3	1	2	3	0	0	1	0	0	0	0	0	0	2	0	0	0	0
Student Dev - Early College	1	0	1	1	0	0	0	0	0	0	0	0	0	1	0	0	0	0
Student Leadership	1	0	1	0	0	0	0	0	0	0	0	1	0	0	0	0	0	0
Student Life-Svc Learning	1	1	0	1	0	0	1	0	0	0	0	0	0	0	0	0	0	0
Student Life/Leadership&Athl.	1	0	1	0	0	0	0	0	0	0	0	1	0	0	0	0	0	0
Student Recruitment	1	1	0	0	1	0	0	0	0	0	0	0	0	0	0	0	0	0
Student Success Initiative	1	0	1	1	0	0	0	0	0	0	0	0	1	0	0	0	0	0
Student Success Programs	1	1	0	0	1	0	0	0	0	0	0	0	0	0	0	0	0	0
Student Support Services	1	1	0	0	1	0	0	0	0	0	0	0	0	0	0	0	0	0
Testing	1	0	1	0	0	0	0	0	0	0	0	1	0	0	0	0	0	0
Theatre Performance Arts	2	0	2	0	0	0	0	0	0	0	0	2	0	0	0	0	0	0
VP of Administrative Svcs	3	1	2	1	1	0	0	0	0	0	0	1	0	1	0	0	0	0

**Maricopa County Community College District
Scottsdale Community College
Workforce Analysis Summary**

Snapshot Date: 09/30/2017

Organizational Unit	Total				Male							Female						
	EMP	M	F	MIN	W	AA	H	A	NA	PI	2+	W	AA	H	A	NA	PI	2+
VP of Instructional Services	8	4	4	3	2	0	1	1	0	0	0	3	0	0	1	0	0	0
VP Student Services	2	0	2	2	0	0	0	0	0	0	0	0	0	1	1	0	0	0
Writing Center	3	1	2	1	1	0	0	0	0	0	0	1	0	1	0	0	0	0
Total (#)	665	312	353	127	247	16	32	10	6	1	0	291	10	27	16	9	0	0
Total (%)		46.9	53.1	19.1	37.1	2.4	4.8	1.5	0.9	0.2	0.0	43.8	1.5	4.1	2.4	1.4	0.0	0.0

Maricopa County Community College District

South Mountain Community College

Snapshot Date: 09/30/2017

Workforce Analysis Summary

Organizational Unit	Total				Male							Female						
	EMP	M	F	MIN	W	AA	H	A	NA	PI	2+	W	AA	H	A	NA	PI	2+
Academic Advisement	2	0	2	2	0	0	0	0	0	0	0	0	1	0	0	1	0	0
Adj Fac Rio Luke AFB OBSOLETE	16	7	9	4	5	1	1	0	0	0	0	7	1	0	1	0	0	0
Admin of Justice	18	9	9	5	7	0	2	0	0	0	0	6	1	2	0	0	0	0
Administration of Justice	2	0	2	0	0	0	0	0	0	0	0	2	0	0	0	0	0	0
Admissions and Records	3	1	2	3	0	0	1	0	0	0	0	0	0	2	0	0	0	0
Advisement Center	1	0	1	0	0	0	0	0	0	0	0	1	0	0	0	0	0	0
Advisement Management	1	0	1	1	0	0	0	0	0	0	0	0	0	1	0	0	0	0
Art	1	1	0	0	1	0	0	0	0	0	0	0	0	0	0	0	0	0
Assessment	2	0	2	1	0	0	0	0	0	0	0	1	0	1	0	0	0	0
Athletic & Fitness Program	1	0	1	1	0	0	0	0	0	0	0	0	0	1	0	0	0	0
Athletics	1	0	1	0	0	0	0	0	0	0	0	1	0	0	0	0	0	0
Auxiliary Programs	1	0	1	1	0	0	0	0	0	0	0	0	0	1	0	0	0	0
Aviation & Applied Technology	1	1	0	0	1	0	0	0	0	0	0	0	0	0	0	0	0	0
Behavioral Sciences	1	0	1	1	0	0	0	0	0	0	0	0	1	0	0	0	0	0
Benefits	1	0	1	0	0	0	0	0	0	0	0	1	0	0	0	0	0	0
Biology	2	0	2	1	0	0	0	0	0	0	0	1	0	0	1	0	0	0
Biology Sciences	2	2	0	1	1	1	0	0	0	0	0	0	0	0	0	0	0	0
Buildings & Grounds	1	1	0	1	0	0	0	0	1	0	0	0	0	0	0	0	0	0
Bursar	1	0	1	1	0	0	0	0	0	0	0	0	0	1	0	0	0	0
Business	4	2	2	0	2	0	0	0	0	0	0	2	0	0	0	0	0	0
Business Office	1	1	0	0	1	0	0	0	0	0	0	0	0	0	0	0	0	0

Maricopa County Community College District

South Mountain Community College

Snapshot Date: 09/30/2017

Workforce Analysis Summary

Organizational Unit	Total				Male							Female						
	EMP	M	F	MIN	W	AA	H	A	NA	PI	2+	W	AA	H	A	NA	PI	2+
Business Services/College Safe	1	0	1	1	0	0	0	0	0	0	0	0	1	0	0	0	0	0
Business-CIS Dept	2	1	1	2	0	1	0	0	0	0	0	0	1	0	0	0	0	0
Career & Edu Planning Services	4	0	4	1	0	0	0	0	0	0	0	3	0	1	0	0	0	0
Center for HR Innov Strat Plan	1	0	1	0	0	0	0	0	0	0	0	1	0	0	0	0	0	0
CGPS-Pecos	1	1	0	1	0	1	0	0	0	0	0	0	0	0	0	0	0	0
College Business Services	3	2	1	2	0	0	1	0	1	0	0	1	0	0	0	0	0	0
College Human Resources	1	1	0	1	0	1	0	0	0	0	0	0	0	0	0	0	0	0
College Safety	1	0	1	1	0	0	0	0	0	0	0	0	1	0	0	0	0	0
Comm, Fine Arts & Social Scien	34	15	19	15	7	2	4	1	0	1	0	12	1	5	0	1	0	0
Communication/INT Trng/ASL	1	1	0	1	0	0	1	0	0	0	0	0	0	0	0	0	0	0
Community Development Sites	1	0	1	1	0	0	0	0	0	0	0	0	0	0	1	0	0	0
Community Outreach	1	1	0	1	0	0	0	0	1	0	0	0	0	0	0	0	0	0
Comp Creative Writing and Lit	18	6	12	11	1	1	4	0	0	0	0	6	0	4	0	2	0	0
Computer Information Systems	2	0	2	2	0	0	0	0	0	0	0	0	1	1	0	0	0	0
Criminal Jus,ER Response&Legal	1	1	0	0	1	0	0	0	0	0	0	0	0	0	0	0	0	0
Ctr Crccim/Trnsfr Articulation	1	0	1	1	0	0	0	0	0	0	0	0	0	1	0	0	0	0
Dean Academic Affairs	2	0	2	2	0	0	0	0	0	0	0	0	0	2	0	0	0	0
Dean of Instruction	1	1	0	1	0	0	0	0	1	0	0	0	0	0	0	0	0	0
Desktop Media Support	5	4	1	0	4	0	0	0	0	0	0	1	0	0	0	0	0	0
DL Teaching & Learning	1	1	0	0	1	0	0	0	0	0	0	0	0	0	0	0	0	0
Dual Enrollment	1	0	1	0	0	0	0	0	0	0	0	1	0	0	0	0	0	0

Maricopa County Community College District

South Mountain Community College

Snapshot Date: 09/30/2017

Workforce Analysis Summary

Organizational Unit	Total				Male							Female						
	EMP	M	F	MIN	W	AA	H	A	NA	PI	2+	W	AA	H	A	NA	PI	2+
Educational Cntr-Inst	1	0	1	1	0	0	0	0	0	0	0	0	0	0	1	0	0	0
English Division	1	0	1	0	0	0	0	0	0	0	0	1	0	0	0	0	0	0
English-Journalism-Humanities	2	0	2	0	0	0	0	0	0	0	0	2	0	0	0	0	0	0
Enrollment Services	5	0	5	3	0	0	0	0	0	0	0	2	0	3	0	0	0	0
Exercise Science	1	1	0	0	1	0	0	0	0	0	0	0	0	0	0	0	0	0
Facilities Management	2	1	1	1	1	0	0	0	0	0	0	0	1	0	0	0	0	0
Facilities Planning & Dev	1	1	0	0	1	0	0	0	0	0	0	0	0	0	0	0	0	0
Fin Aid Office	2	0	2	1	0	0	0	0	0	0	0	1	0	1	0	0	0	0
Financial Aid	3	1	2	3	0	0	1	0	0	0	0	0	0	2	0	0	0	0
Fiscal Services	3	2	1	1	1	0	1	0	0	0	0	1	0	0	0	0	0	0
Fitness & Wellness	3	2	1	3	0	1	1	0	0	0	0	0	0	0	1	0	0	0
Grounds and Maintenance	7	7	0	4	3	0	4	0	0	0	0	0	0	0	0	0	0	0
Guadalupe Learning Center	1	0	1	1	0	0	0	0	0	0	0	0	0	0	0	1	0	0
Instructional - Day Reg Sem	2	1	1	1	1	0	0	0	0	0	0	0	1	0	0	0	0	0
Instructional Computing	1	1	0	0	1	0	0	0	0	0	0	0	0	0	0	0	0	0
IT Operations Center	1	0	1	1	0	0	0	0	0	0	0	0	0	0	1	0	0	0
ITS ERP Development	1	1	0	0	1	0	0	0	0	0	0	0	0	0	0	0	0	0
Language Arts	30	10	20	12	7	0	3	0	0	0	0	11	5	3	1	0	0	0
Learning Center	1	0	1	1	0	0	0	0	0	0	0	0	0	1	0	0	0	0
Learning Enhancement Center	2	0	2	2	0	0	0	0	0	0	0	0	0	1	0	1	0	0
Library	10	4	6	5	2	0	1	0	1	0	0	3	1	2	0	0	0	0

Maricopa County Community College District

South Mountain Community College

Snapshot Date: 09/30/2017

Workforce Analysis Summary

Organizational Unit	Total				Male							Female						
	EMP	M	F	MIN	W	AA	H	A	NA	PI	2+	W	AA	H	A	NA	PI	2+
Maintenance Operations	1	0	1	0	0	0	0	0	0	0	0	1	0	0	0	0	0	0
Marketing & Public Relations	1	1	0	1	0	1	0	0	0	0	0	0	0	0	0	0	0	0
Marketing, Comm & Creative Svc	1	1	0	1	0	0	1	0	0	0	0	0	0	0	0	0	0	0
Math Division	2	1	1	1	1	0	0	0	0	0	0	0	1	0	0	0	0	0
Mathematics	1	1	0	0	1	0	0	0	0	0	0	0	0	0	0	0	0	0
Mth, Sci, Engin, & Counseling	64	32	32	28	20	1	11	0	0	0	0	16	3	6	6	1	0	0
Music	4	3	1	2	2	1	0	0	0	0	0	0	1	0	0	0	0	0
Music-Performing Arts Center	4	3	1	2	2	1	0	0	0	0	0	0	1	0	0	0	0	0
My Career, Library & CTL	38	17	21	12	13	2	2	0	0	0	0	13	3	2	1	2	0	0
Office of the Chancellor	1	0	1	0	0	0	0	0	0	0	0	1	0	0	0	0	0	0
Office of the President SMCC	6	1	5	4	0	1	0	0	0	0	0	2	1	2	0	0	0	0
Physical Sci&Engineering	1	1	0	0	1	0	0	0	0	0	0	0	0	0	0	0	0	0
Physical Sciences	1	1	0	0	1	0	0	0	0	0	0	0	0	0	0	0	0	0
Physics, Elec, Geolgy	1	1	0	0	1	0	0	0	0	0	0	0	0	0	0	0	0	0
Psychology	1	1	0	0	1	0	0	0	0	0	0	0	0	0	0	0	0	0
Research & Development	1	1	0	0	1	0	0	0	0	0	0	0	0	0	0	0	0	0
Social & Behavioral Science	3	2	1	1	1	1	0	0	0	0	0	1	0	0	0	0	0	0
Social Sciences Division	2	1	1	2	0	0	1	0	0	0	0	0	0	0	0	1	0	0
Speech/Theatre	1	0	1	0	0	0	0	0	0	0	0	1	0	0	0	0	0	0
Student Activities Admin	2	0	2	0	0	0	0	0	0	0	0	2	0	0	0	0	0	0
Student Development Center	2	2	0	2	0	2	0	0	0	0	0	0	0	0	0	0	0	0

Maricopa County Community College District
South Mountain Community College
Workforce Analysis Summary

Snapshot Date: 09/30/2017

Organizational Unit	Total				Male							Female						
	EMP	M	F	MIN	W	AA	H	A	NA	PI	2+	W	AA	H	A	NA	PI	2+
Student Success	1	0	1	0	0	0	0	0	0	0	0	1	0	0	0	0	0	0
Student Success Programs	1	0	1	1	0	0	0	0	0	0	0	0	0	1	0	0	0	0
Student Support Services	1	0	1	1	0	0	0	0	0	0	0	0	0	1	0	0	0	0
Technology Support Services	3	3	0	1	2	1	0	0	0	0	0	0	0	0	0	0	0	0
VP of Academic Affairs	6	4	2	1	3	1	0	0	0	0	0	2	0	0	0	0	0	0
VP of Org Effectiveness & Tech	3	2	1	1	2	0	0	0	0	0	0	0	1	0	0	0	0	0
VP of Student Affairs	5	3	2	3	1	1	1	0	0	0	0	1	0	1	0	0	0	0
Total (#)	384	174	210	171	104	22	41	1	5	1	0	109	28	49	14	10	0	0
Total (%)		45.3	54.7	44.5	27.1	5.7	10.7	0.3	1.3	0.3	0.0	28.4	7.3	12.8	3.6	2.6	0.0	0.0

CHAPTER 2: JOB GROUP ANALYSIS

41 C.F.R. § 60-2.12

Although the workforce analysis was conducted individually for every job title, after it was completed, job titles were grouped for the comparison of incumbency to availability and for setting goals. There were several reasons for grouping jobs.

Many job titles are so similar in content that handling them individually in the AAP is not necessary. Grouping together these very similar titles is appropriate for the comparison of incumbency to availability. For many job titles, the availability data that can be collected is limited, and the same data must be used for several related jobs. Therefore, grouping these related titles together is logical. Also, many job titles have so few incumbents in them that identifying disparities between incumbency and availability by job title is meaningless—as problem areas would be identified in terms of fractions of people. By grouping several similar titles and increasing the number of employees involved, a meaningful comparison can be conducted; any identified problem areas are more likely to be in terms of whole people. Consequently, goals established to correct problem areas are also more likely to be in terms of whole people.

The three reasons for grouping job titles all discuss "similar" or "related" jobs. That is the most critical guideline in creating job groups. Above all, the job titles placed into a job group must be more similar or related to each other than the job titles in other job groups.

Job groups must have enough incumbents to permit meaningful comparisons of incumbency to availability and goal setting. Ideally, if a job group is identified as containing a problem area, it should be large enough that a goal of a least one whole person can be established. No minimum size has been established for this purpose, however, since it is dependent not only on the size of the job group, but also on the size of the availability percentage and the number of minorities or women already employed in the job group.

It may not be possible for a smaller contractor's job groups to meet the guideline of not crossing EEO categories. While there are usually two or more job groups within each EEO-1 or EEO-6 category, for smaller contractors some or all of their job groups may correspond to EEO categories.

Maricopa County Community College District did not combine job titles with different content, wages, or opportunities if doing so would have obscured problem areas (e.g., job groups which combine jobs in which minorities or women are concentrated with jobs in which they are underrepresented).

Maricopa County Community College District

Snapshot Date: 09/30/2017

Job Group Analysis

Job Group: A1 - Executive Management

			Total				
EEO Cat	Job Code	Job Title	EMP	MALE	FEMALE	WHITE	MIN
1	148	Chief Strategy Officer	1	0	1	0	1
1	50	College President	9	5	4	6	3
1	35	Pres & CEO MCCCCD Foundation	1	0	1	1	0
1	106	VC Business Svcs	1	0	1	1	0
1	40	VC Human Resources	1	0	1	0	1
1	45	VC Information Tech	1	1	0	1	0
1	100	VP Academic Affairs	8	2	6	5	3
1	130	VP Admin Svcs	6	4	2	5	1
1	99	VP Information Tech	2	2	0	1	1
1	140	VP Occupational Education	2	2	0	1	1
1	1116	VP Proj Dir	3	0	3	1	2
1	9601	VP Public Svcs	1	1	0	1	0
1	145	VP Student Affairs	7	3	4	1	6
Total (#)			43	20	23	24	19
Total (%)				46.5	53.5	55.8	44.2

(+) indicates this job title contains employees who are included from another facility.

Maricopa County Community College District

Snapshot Date: 09/30/2017

Job Group Analysis

Job Group: A2 - Senior Management

			Total				
EEO Cat	Job Code	Job Title	EMP	MALE	FEMALE	WHITE	MIN
1	185	Assoc Controller	2	0	2	2	0
1	187	Assoc VC Bus Svcs Controller	1	0	1	1	0
1	102	Assoc VC Capital Plan Spec P	1	1	0	1	0
1	116	Assoc VC Employee Org Dev	1	0	1	1	0
1	1002	Assoc VC HR Solutions Center	1	0	1	0	1
1	188	Assoc VC Human Resources Admin	1	0	1	1	0
1	107	Assoc VC Information Tech	4	4	0	2	2
1	1202	Chief Sustainability Dir Dist	1	1	0	1	0
1	1022	Dir Academic Enrichment Prog	1	1	0	0	1
1	440	Dir Admissions Regist Records	3	0	3	3	0
1	791	Dir Advisement Svcs	5	2	3	4	1
1	857	Dir Annual Fund	1	1	0	1	0
1	731	Dir Athletics	6	5	1	6	0
1	9024	Dir Bus Ind Gov Trg Prog	1	0	1	0	1
1	510	Dir Career Educ Planning Svcs	5	0	5	4	1
1	465	Dir Coll Facilities Plan Dev	8	8	0	6	2
1	9760	Dir Coll Sustainable Food Sys	1	1	0	1	0
1	655	Dir College Business Svcs	3	1	2	1	2
1	230	Dir College Student Educ Svcs	9	5	4	6	3
1	1009	Dir College SWSC Fis Bud Svcs	2	0	2	1	1
1	495	Dir College Tech	7	6	1	4	3
1	149	Dir Community Partnership Prog	18	5	13	13	5
1	9020	Dir Community Partnership Prog	1	0	1	0	1
1	564	Dir Computer Lab Instr Svcs	2	0	2	2	0
1	715	Dir Continuing Educ	3	0	3	1	2

(+) indicates this job title contains employees who are included from another facility.

Maricopa County Community College District

Snapshot Date: 09/30/2017

Job Group Analysis

Job Group: A2 - Senior Management

			Total				
EEO Cat	Job Code	Job Title	EMP	MALE	FEMALE	WHITE	MIN
1	492	Dir Corp Foun Rel Dev Op	2	2	0	1	1
1	493	Dir Development	2	1	1	1	1
1	189	Dir Dis Res Svcs Trio Prog	1	1	0	1	0
1	146	Dir Early Outreach Prog	6	1	5	0	6
1	229	Dir Enrollment Svcs	2	1	1	2	0
1	1201	Dir Facility Aux Operations	1	1	0	0	1
1	590	Dir Financial Aid	7	0	7	4	3
1	831	Dir Grants Corp Develop	2	1	1	1	1
1	118	Dir Health Care Ed Res Eval	1	1	0	1	0
1	2602	Dir Information Tech	5	5	0	4	1
1	179	Dir Inst Advance Entrep Prog	4	1	3	3	1
1	1099	Dir Inst Plan Res Effective	1	0	1	1	0
1	111	Dir Institutional Advancement	1	0	1	1	0
1	572	Dir Instr Design Tech	1	0	1	1	0
1	802	Dir Instr Suppt Svcs Std Devel	2	1	1	1	1
1	565	Dir Instr Tech Course Produc	2	0	2	2	0
1	1104	Dir Internal Audit Mgmt Adv	1	1	0	1	0
1	9668	Dir Intl Educ Prog	3	0	3	1	2
1	782	Dir IT Security Planning	3	3	0	2	1
1	925	Dir Learning Ctr	4	1	3	2	2
1	1160	Dir MCTV	1	1	0	1	0
1	661	Dir Research	2	1	1	2	0
1	660	Dir Research Planning Devel	4	2	2	1	3
1	112	Dir Sales Mktg Public Rel	2	0	2	2	0
1	K900	Dir Skill Ctr Dir	1	0	1	1	0

(+) indicates this job title contains employees who are included from another facility.

Maricopa County Community College District

Snapshot Date: 09/30/2017

Job Group Analysis

Job Group: A2 - Senior Management

			Total				
EEO Cat	Job Code	Job Title	EMP	MALE	FEMALE	WHITE	MIN
1	786	Dir Student Life Leader Ath	1	1	0	0	1
1	785	Dir Student Life Leadership	5	2	3	2	3
1	109	Dir Svcs Learning	1	0	1	1	0
1	2603	Dir Tech Research Design Ops	1	1	0	1	0
1	511	Dir Testing Svcs	3	0	3	2	1
1	9866	Dir Workforce Comm Partners	1	0	1	1	0
1	854	Dist Dir Acad Aff Supp Prog Sr	1	0	1	1	0
1	186	Dist Dir Bus Applications Comp	1	1	0	1	0
1	783	Dist Dir Ctr Curr & Transf Art	1	0	1	0	1
1	215	Dist Dir Marketing Comm	1	1	0	1	0
1	225	Dist Dir Student Affairs	1	1	0	0	1
1	4882	Dist Public Safety Chief	1	1	0	1	0
1	455	Exec Asst	4	1	3	3	1
1	1005	Exec Ctr Dir	1	0	1	1	0
1	9402	Exec Dir Ctr Entr Innovation	1	1	0	1	0
1	9928	Exec Dir Natl CC Chair Acad	1	0	1	1	0
1	9038	Exec Dir Youth Media Ctr	1	0	1	1	0
1	425	General Mgr KJZZ KBAQ SS	1	0	1	1	0
1	9853	Principal	2	1	1	2	0
Total (#)			178	77	101	120	58
Total (%)				43.3	56.7	67.4	32.6

(+) indicates this job title contains employees who are included from another facility.

Maricopa County Community College District

Snapshot Date: 09/30/2017

Job Group Analysis

Job Group: A3 - Deans

			Total				
EEO Cat	Job Code	Job Title	EMP	MALE	FEMALE	WHITE	MIN
1	445	Assoc Dean	16	5	11	9	7
1	403	Dean	43	18	25	26	17
Total (#)			59	23	36	35	24
Total (%)				39.0	61.0	59.3	40.7

(+) indicates this job title contains employees who are included from another facility.

Maricopa County Community College District

Snapshot Date: 09/30/2017

Job Group Analysis

Job Group: A4 - First/Mid-Level Management

EEO Cat	Job Code	Job Title	Total				
			EMP	MALE	FEMALE	WHITE	MIN
1	3346	Assoc Dir Grants Corp Develop	2	1	1	2	0
1	8153	Assoc General Mgr	4	4	0	4	0
1	9953	Assoc State Dir Perf Op	1	0	1	0	1
1	951	Asst Dir Financial Aid	8	1	7	3	5
1	470	Asst Dir Strategic Info Tech	9	5	4	5	4
1	K355	Asst Dir Student Svcs	1	0	1	1	0
1	765	Asst Programming Mgr	1	1	0	1	0
1	1153	Broadcast Producer Mgr	8	7	1	7	1
1	10	Chancellor	1	0	1	0	1
1	318	Claims Mgr	1	0	1	1	0
1	618	Dist Occ Health Safety Mgr	1	1	0	0	1
1	182	Dist Public Safety Dep Chief	1	1	0	1	0
1	4202	Evening Supervision	1	1	0	1	0
1	8119	Facilities Project Mgr	4	4	0	4	0
1	155	General Counsel	1	0	1	1	0
1	803	Grants Development Spec	6	2	4	5	1
1	9967	Major Gifts Officer	1	1	0	1	0
1	436	Manager Cloud Services	2	1	1	1	1
1	9029	Managing Editor Broadcast News	2	1	1	2	0
1	9120	Membership Mgr	2	0	2	2	0
1	490	Mgr Budget	1	0	1	0	1
1	837	Mgr Building Grounds Cont Svcs	1	1	0	1	0
1	835	Mgr Building Operations	8	8	0	7	1
1	865	Mgr Career Svcs	1	0	1	0	1
1	650	Mgr College Auxiliary Svcs	1	1	0	0	1

(+) indicates this job title contains employees who are included from another facility.

Maricopa County Community College District

Snapshot Date: 09/30/2017

Job Group Analysis

Job Group: A4 - First/Mid-Level Management

			Total				
EEO Cat	Job Code	Job Title	EMP	MALE	FEMALE	WHITE	MIN
1	601	Mgr College Cashier Svcs	4	0	4	2	2
1	1436	Mgr College Employee Svcs	5	0	5	1	4
1	945	Mgr College Fiscal Svcs	3	2	1	1	2
1	496	Mgr College Recruitment	1	1	0	0	1
1	560	Mgr Computer Operations	4	3	1	3	1
1	1119	Mgr Disability Resource Svcs	5	1	4	5	0
1	1285	Mgr District College Media Rel	1	0	1	0	1
1	751	Mgr EEO	1	1	0	0	1
1	1101	Mgr Fitness Wellness	6	2	4	5	1
1	966	Mgr Help Desk	3	3	0	1	2
1	K982	Mgr Internships SWSC	2	0	2	1	1
1	581	Mgr Media Help Desk	2	2	0	2	0
1	152	Mgr Office of Public Stewardsh	1	0	1	0	1
1	771	Mgr Organizational Development	2	0	2	1	1
1	9704	Mgr Small Business Develop Ctr	2	2	0	1	1
1	9003	Mgr Special Projects	1	0	1	0	1
1	231	Mgr Student Svcs	4	0	4	3	1
1	781	Mgr Tech Support	3	3	0	3	0
1	415	Mgr Tech Svcs	1	1	0	1	0
1	811	Mgr Web Site	3	2	1	1	2
1	1225	News Dir KJZZ	1	1	0	0	1
1	9669	Operations Mgr Sun Sounds	1	1	0	0	1
1	840	Payroll Mgr	1	0	1	1	0
1	9859	Project Dir Std Support Svcs	2	0	2	0	2
1	1006	Public Safety Commander	10	8	2	9	1

(+) indicates this job title contains employees who are included from another facility.

Maricopa County Community College District

Snapshot Date: 09/30/2017

Job Group Analysis

Job Group: A4 - First/Mid-Level Management

			Total				
EEO Cat	Job Code	Job Title	EMP	MALE	FEMALE	WHITE	MIN
1	1004	Public Safety Lieutenant	2	2	0	2	0
1	820	Sales Mgr Mar Corp College	2	1	1	1	1
1	853	Solutions Mgr Mar Corp College	2	0	2	1	1
1	1245	Sr Coord Strategic Systems	3	3	0	3	0
1	166	Sr Mgr Human Resources	10	2	8	6	4
1	9618	Station Mgr Sun Sounds	2	1	1	1	1
1	521	Strategic Marketing Director	4	2	2	4	0
1	953	Supv Admissions Recruitment	1	1	0	0	1
1	970	Supv Admissions Regist Records	6	3	3	4	2
1	1190	Supv Early Childhood Ctr	1	0	1	0	1
1	1405	Supv Food Svcs	1	1	0	1	0
1	1940	Supv Grounds Maint	2	1	1	0	2
1	178	Supv Interpret Svc for the Deaf	2	0	2	1	1
1	2933	Supv Library Access Svcs	5	0	5	4	1
1	157	Supv Maint	1	1	0	1	0
1	9010	Title V Prog Dir	4	1	3	0	4
1	9603	Trio Prog Dir	1	0	1	0	1
1	K983	Workforce Development Mgr	1	1	0	0	1
Total (#)			188	94	94	120	68
Total (%)				50.0	50.0	63.8	36.2

(+) indicates this job title contains employees who are included from another facility.

Maricopa County Community College District

Snapshot Date: 09/30/2017

Job Group Analysis

Job Group: B1 - Faculty

			Total				
EEO Cat	Job Code	Job Title	EMP	MALE	FEMALE	WHITE	MIN
5	7002	Accounting	8	7	1	5	3
5	8135	Accounting CIS	1	0	1	1	0
5	7000	Admin of Justice	16	10	6	12	4
5	9662	Adult Basic Educ Lead Teacher	14	2	12	11	3
5	8162	Aerobics Dance Fitness	1	0	1	1	0
5	7020	Agriculture	1	1	0	1	0
5	7387	American Ind Std Liberal Arts	1	1	0	0	1
5	8908	American Sign Language	5	1	4	5	0
5	7030	Anthropology	9	3	6	8	1
5	8406	Apparel Merchandising Design	1	0	1	1	0
5	7040	Art	19	11	8	16	3
5	8483	Art History	7	2	5	6	1
5	K050	Assoc Instructor	12	5	7	7	5
5	8126	Astronomy	8	5	3	7	1
5	7080	Automotive Tech	2	2	0	2	0
5	7070	Automotives	10	10	0	8	2
5	8608	Aviation	6	6	0	6	0
5	7090	Biology	101	47	54	83	18
5	7766	BPC Business	1	0	1	1	0
5	6410	Business	25	10	15	21	4
5	8128	Business Accounting	3	2	1	2	1
5	8387	Business Admin	1	1	0	1	0
5	8060	Business CIS	8	5	3	7	1
5	8307	Business Personal Computers	2	0	2	1	1
5	9042	Chef Instructor	1	0	1	1	0

(+) indicates this job title contains employees who are included from another facility.

Maricopa County Community College District

Snapshot Date: 09/30/2017

Job Group Analysis

Job Group: B1 - Faculty

			Total				
EEO Cat	Job Code	Job Title	EMP	MALE	FEMALE	WHITE	MIN
5	7131	Chemical Dependency	1	1	0	1	0
5	7130	Chemistry	44	22	22	30	14
5	7135	Chemistry Biology	1	0	1	0	1
5	8189	Child Family Studies	5	0	5	4	1
5	7170	Choral	1	0	1	1	0
5	7271	CIS BPC	11	3	8	9	2
5	7386	Clinical Nursing	70	7	63	63	7
5	1320	Clinical Nursing Instructor	1	0	1	1	0
5	7180	Communication	38	15	23	25	13
5	6422	Comp Aided Draft Interior Des	1	0	1	1	0
5	6421	Computer Aided Drafting Design	1	0	1	1	0
5	8619	Computer Graphics	3	1	2	3	0
5	7205	Computer Information Systems	48	36	12	46	2
5	8501	Computer Science	5	2	3	4	1
5	8052	Computer Science CIS	2	1	1	1	1
5	8888	Computer Science Mathematics	2	1	1	2	0
5	7210	Court Reporting	2	0	2	2	0
5	8067	CSC CIS	1	1	0	1	0
5	7215	Culinary Arts	7	7	0	5	2
5	8396	Dance	6	0	6	5	1
5	7230	Dental Asst	3	0	3	2	1
5	7240	Dental Asst Hygiene	1	0	1	1	0
5	4097	Dental Clinical Lab Assoc	25	0	25	24	1
5	7245	Dental Hygiene	6	0	6	5	1
5	4100	Dentist Rate Hygiene Exam	4	2	2	3	1

(+) indicates this job title contains employees who are included from another facility.

Maricopa County Community College District

Snapshot Date: 09/30/2017

Job Group Analysis

Job Group: B1 - Faculty

			Total				
EEO Cat	Job Code	Job Title	EMP	MALE	FEMALE	WHITE	MIN
5	8804	Drafting	3	2	1	3	0
5	7250	Drafting Tech	1	1	0	1	0
5	8400	Early Childhood Education	5	0	5	3	2
5	7280	Economics	14	11	3	10	4
5	7290	Education	14	1	13	9	5
5	8041	Educational Support	5	1	4	5	0
5	7301	Electric Utility Tech	1	1	0	1	0
5	7305	Electronics	3	3	0	1	2
5	8132	Electronics Electromechanical	1	1	0	1	0
5	7310	Emergency Medical Tech	7	6	1	5	2
5	4105	EMT Lab Tutor EMT Cert	62	50	12	47	15
5	4106	EMT Lab Tutor Paramdc Cert	71	61	10	60	11
5	7315	Engineering	6	6	0	4	2
5	8033	Engineering Electronics	1	1	0	1	0
5	7320	English	119	51	68	88	31
5	8369	English as a Second Language	7	3	4	5	2
5	6381	English Composition	18	7	11	14	4
5	7776	English ESL	15	5	10	12	3
5	8319	English Humanities	1	1	0	1	0
5	8317	English Storytelling	1	0	1	1	0
5	7241	ESL Spanish	1	1	0	0	1
5	8405	Fashion Merchandising	2	0	2	2	0
5	4107	Fire Academy Lab Tutor	44	40	4	37	7
5	4108	Fire Recruit Instructor	45	44	1	34	11
5	7312	Fire Science	6	5	1	4	2

(+) indicates this job title contains employees who are included from another facility.

Maricopa County Community College District

Snapshot Date: 09/30/2017

Job Group Analysis

Job Group: B1 - Faculty

			Total				
EEO Cat	Job Code	Job Title	EMP	MALE	FEMALE	WHITE	MIN
5	8056	Fire Science EMT	2	2	0	2	0
5	8468	Fitness Wellness	1	0	1	1	0
5	6400	Foreign Language	1	1	0	0	1
5	7110	General Business	10	6	4	7	3
5	7370	Geography	10	6	4	9	1
5	7380	Geology	12	7	5	11	1
5	8407	Graphic Arts	2	1	1	2	0
5	8666	Health Care Education	4	0	4	3	1
5	8890	Health Education	2	1	1	2	0
5	8127	Health Information	1	0	1	1	0
5	8868	Health P E Recreation	3	1	2	3	0
5	8469	Health Svcs	2	1	1	1	1
5	8131	Health Svcs Management	1	0	1	1	0
5	7385	Health Unit Coord	2	0	2	1	1
5	7400	History	15	10	5	13	2
5	7410	Home Economics	2	0	2	2	0
5	7390	Hospitality	1	0	1	1	0
5	7005	Hotel Restaurant Management	1	1	0	1	0
5	8332	Humanities	5	2	3	5	0
5	7563	Humanities Art Drawing	1	0	1	1	0
5	8188	HVAC	1	1	0	1	0
5	8164	HVAC Facilities Tech	2	2	0	2	0
5	6370	Instructional Media	1	0	1	1	0
5	K110	Instructional Tech	1	0	1	1	0
5	K120	Instructor	16	8	8	9	7

(+) indicates this job title contains employees who are included from another facility.

Maricopa County Community College District

Snapshot Date: 09/30/2017

Job Group Analysis

Job Group: B1 - Faculty

EEO		Total					
Cat	Job Code	Job Title	EMP	MALE	FEMALE	WHITE	MIN
5	7430	Interior Design	5	1	4	5	0
5	7272	Interpreter Training Prog	1	0	1	1	0
5	8066	Italian	1	1	0	1	0
5	8338	Japanese	1	0	1	0	1
5	8337	Journalism	2	0	2	1	1
5	8462	Law Enforcement	1	0	1	0	1
5	8063	Manufacturing	2	2	0	2	0
5	8439	Manufacturing Tech	4	4	0	2	2
5	7500	Mathematics	158	73	85	127	31
5	6475	Mathematics Physics	1	1	0	1	0
5	8365	Medical Radiography	2	1	1	1	1
5	7530	Medical Records	1	0	1	1	0
5	7541	Medical Ultrasound	2	1	1	2	0
5	7681	Mortuary Science	1	1	0	1	0
5	7764	Motion Picture TV Production	2	0	2	2	0
5	7062	Motion Pictures	4	3	1	3	1
5	7550	Music	29	23	6	26	3
5	7552	Music Audio Production Tech	3	3	0	3	0
5	8129	Music Band	1	1	0	1	0
5	7551	Music Humanities	1	1	0	1	0
5	4018	Music Instruction Hrly	29	15	14	23	6
5	8134	Music Studio Recording	2	2	0	2	0
5	8299	Nuclear Medicine	3	0	3	3	0
5	7560	Nursing	37	6	31	32	5
5	4091	Nursing Clinical Instructor	1	0	1	1	0

(+) indicates this job title contains employees who are included from another facility.

Maricopa County Community College District

Snapshot Date: 09/30/2017

Job Group Analysis

Job Group: B1 - Faculty

			Total				
EEO Cat	Job Code	Job Title	EMP	MALE	FEMALE	WHITE	MIN
5	8421	Nutrition	11	1	10	8	3
5	8288	Occupational Safety Health	2	2	0	1	1
5	8340	Paralegal Studies	1	0	1	1	0
5	4109	Paramedic Class Lab Tutor	61	47	14	49	12
5	8068	Perioperative Nurs Surg Tech	1	0	1	1	0
5	8000	Philosophy	14	11	3	12	2
5	6358	Philosophy Political Science	1	1	0	1	0
5	6359	Philosophy Religious Studies	2	1	1	2	0
5	8010	Photography	8	5	3	7	1
5	7600	Physical Education	14	7	7	13	1
5	7590	Physical Education Mens	1	1	0	1	0
5	8100	Physical Science	1	0	1	1	0
5	7498	Physical Therapist	2	0	2	2	0
5	7575	Physical Therapist Asst Inst	2	1	1	2	0
5	8110	Physics	19	13	6	16	3
5	7555	Physics Astronomy	1	1	0	1	0
5	7775	Physics Mathematics	1	0	1	1	0
5	4111	Police Recruit Instructor	61	48	13	52	9
5	8120	Political Science	4	3	1	3	1
5	8140	Psychology	47	17	30	36	11
5	8130	Psychology Sociology	1	1	0	0	1
5	8422	Public Adm Adm of Justice	1	1	0	1	0
5	8150	Reading	44	5	39	30	14
5	8363	Religious Studies	9	4	5	5	4
5	8651	Respiratory Care Ins	4	0	4	2	2

(+) indicates this job title contains employees who are included from another facility.

Maricopa County Community College District

Snapshot Date: 09/30/2017

Job Group Analysis

Job Group: B1 - Faculty

EEO		Total					
Cat	Job Code	Job Title	EMP	MALE	FEMALE	WHITE	MIN
5	8021	Sculpture	1	1	0	1	0
5	4025	Service Fac Hrly Day	21	1	20	15	6
5	4027	Service Fac Hrly Evening	26	6	20	22	4
5	6540	Social Science	1	1	0	0	1
5	8372	Social Work	1	0	1	1	0
5	8190	Sociology	15	7	8	8	7
5	8870	Sociology Social Work	1	0	1	0	1
5	8200	Spanish	17	9	8	7	10
5	8205	Speech Communication	7	2	5	5	2
5	7522	Speech Language Pathology	1	0	1	1	0
5	8210	Speech Theatre	1	0	1	1	0
5	8069	Storytelling	1	0	1	0	1
5	8240	Tech General	1	1	0	1	0
5	4371	Temp Job Equiv to MAT 13	2	0	2	1	1
5	4373	Temp Job Equiv to MAT 15	1	1	0	1	0
5	4376	Temp Job Equiv to MAT 18	2	1	1	0	2
5	4077	Temp MAT Equiv Grade 13	42	20	22	26	16
5	4078	Temp MAT Equiv Grade 14	14	8	6	11	3
5	4079	Temp MAT Equiv Grade 15	8	0	8	6	2
5	4080	Temp MAT Equiv Grade 16	7	3	4	4	3
5	4081	Temp MAT Equiv Grade 17	7	4	3	5	2
5	4082	Temp MAT Equiv Grade 18	10	7	3	9	1
5	4083	Temp MAT Equiv Grade 19	2	2	0	0	2
5	4084	Temp MAT Equiv Grade 20	3	2	1	2	1
5	6545	Theatre	6	2	4	6	0

(+) indicates this job title contains employees who are included from another facility.

Maricopa County Community College District

Snapshot Date: 09/30/2017

Job Group Analysis

Job Group: B1 - Faculty

			Total				
EEO Cat	Job Code	Job Title	EMP	MALE	FEMALE	WHITE	MIN
5	8374	Theatre Arts	2	1	1	1	1
5	8316	Veterinary Tech	1	0	1	1	0
5	7685	Veterinary Tech Animal Science	1	0	1	1	0
5	8263	Water Tech	1	1	0	0	1
5	8270	Welding	2	2	0	2	0
5	8278	Wellness Ed Therapeutic Massge	1	0	1	1	0
Total (#)			1,917	973	944	1,513	404
Total (%)				50.8	49.2	78.9	21.1

(+) indicates this job title contains employees who are included from another facility.

Maricopa County Community College District

Snapshot Date: 09/30/2017

Job Group Analysis

Job Group: B2 - Faculty - Adjunct Day

			Total				
EEO Cat	Job Code	Job Title	EMP	MALE	FEMALE	WHITE	MIN
5	4204	Adjunct Faculty Day	1,658	696	962	1,347	311
5	4212	Service Fac Adjunct Day	18	1	17	14	4
Total (#)			1,676	697	979	1,361	315
Total (%)				41.6	58.4	81.2	18.8

(+) indicates this job title contains employees who are included from another facility.

Maricopa County Community College District

Snapshot Date: 09/30/2017

Job Group Analysis

Job Group: B3 - Faculty - Adjunct Evening

			Total				
EEO Cat	Job Code	Job Title	EMP	MALE	FEMALE	WHITE	MIN
5	4205	Adjunct Faculty Evening	1,338	661	677	1,086	252
5	4218	Svcs Fac Adj Evening	8	3	5	8	0
Total (#)			1,346	664	682	1,094	252
Total (%)				49.3	50.7	81.3	18.7

(+) indicates this job title contains employees who are included from another facility.

Maricopa County Community College District

Snapshot Date: 09/30/2017

Job Group Analysis

Job Group: B4 - Faculty - Adjunct Summer Day

			Total				
EEO Cat	Job Code	Job Title	EMP	MALE	FEMALE	WHITE	MIN
5	4206	Adjunct Faculty Summer Day	1	1	0	1	0
Total (#)			1	1	0	1	0
Total (%)				100.0	0.0	100.0	0.0

(+) indicates this job title contains employees who are included from another facility.

Maricopa County Community College District

Snapshot Date: 09/30/2017

Job Group Analysis

Job Group: B5 - Faculty - Adjunct Summer Evening

			Total				
EEO Cat	Job Code	Job Title	EMP	MALE	FEMALE	WHITE	MIN
5	4207	Adjunct Faculty Summer Evening	12	2	10	11	1
Total (#)			12	2	10	11	1
Total (%)				16.7	83.3	91.7	8.3

(+) indicates this job title contains employees who are included from another facility.

Maricopa County Community College District

Snapshot Date: 09/30/2017

Job Group Analysis

Job Group: C1 - Librarians

			Total				
EEO Cat	Job Code	Job Title	EMP	MALE	FEMALE	WHITE	MIN
7	7480	Librarian	52	8	44	39	13
Total (#)			52	8	44	39	13
Total (%)				15.4	84.6	75.0	25.0

(+) indicates this job title contains employees who are included from another facility.

Maricopa County Community College District

Snapshot Date: 09/30/2017

Job Group Analysis

Job Group: D1 - Other Student, Academic and Educational Services

			Total				
EEO Cat	Job Code	Job Title	EMP	MALE	FEMALE	WHITE	MIN
8	4350	Advisor Activity Activities	1	1	0	1	0
8	4370	CPAT Proctor	2	2	0	1	1
8	4058	Curriculum Designer	1	0	1	1	0
8	2550	Curriculum Tech	7	2	5	5	2
8	2551	Curriculum Writer	2	0	2	2	0
8	3120	Early Childhood Teacher I	1	0	1	0	1
8	2925	Early Childhood Teacher II	5	0	5	1	4
8	9599	East Valley Teacher Ed Coord	1	0	1	1	0
8	4354	Educ Dev Pro Gro Proj Sum Com	19	3	16	16	3
8	4060	Educational Dev Non Faculty	9	3	6	7	2
8	9998	High School Teacher	13	5	8	8	5
8	1170	Institutional Research Analyst	7	2	5	5	2
8	4357	Instructional Consultant	11	8	3	6	5
8	530	Instructional Designer	10	3	7	7	3
8	6372	Instructional Media Developer	3	1	2	3	0
8	575	Instructional Tech	3	1	2	1	2
8	171	Learning Facilitator	2	0	2	2	0
8	4086	Non Credit	57	20	37	29	28
8	4022	Non Credit Instr Hrly	7	1	6	4	3
8	4023	Non Credit Instr Hrly Other	16	8	8	14	2
8	5613	Non Credit Instr Non Catalog	1	0	1	1	0
8	4359	Non Credit Instruction	24	10	14	17	7
8	2460	Public Safety Svcs Lab Tech	1	1	0	1	0
8	2640	Public Safety Svcs Lab Tech	1	0	1	1	0
8	4071	Specially Funded	222	64	158	124	98

(+) indicates this job title contains employees who are included from another facility.

Maricopa County Community College District

Snapshot Date: 09/30/2017

Job Group Analysis

Job Group: D1 - Other Student, Academic and Educational Services

			Total				
EEO Cat	Job Code	Job Title	EMP	MALE	FEMALE	WHITE	MIN
8	4235	Specially Funded Instruction	22	5	17	18	4
8	K989	Student Advisor	1	1	0	0	1
8	4036	Student Learning Facilitator I	174	105	69	105	69
8	4037	Student Learning Facilitator II	73	33	40	48	25
8	4038	Student Learning Facilitator III	29	19	10	25	4
8	9938	Student Support Spec	8	3	5	3	5
8	4028	Substitute Pay Day Inst	81	32	49	65	16
8	4029	Substitute Pay Evening Inst	38	16	22	30	8
8	3000	Testing Tech	9	2	7	4	5
8	4035	Tutor	15	5	10	6	9
Total (#)			876	356	520	562	314
Total (%)				40.6	59.4	64.2	35.8

(+) indicates this job title contains employees who are included from another facility.

Maricopa County Community College District

Snapshot Date: 09/30/2017

Job Group Analysis

Job Group: E1 - Professionals - Non-faculty

			Total				
EEO Cat	Job Code	Job Title	EMP	MALE	FEMALE	WHITE	MIN
2	1300	Accountant I	1	0	1	0	1
2	136	Accountant II	4	2	2	2	2
2	4347	Admin in Charge	3	3	0	3	0
2	K411	Admissions Records Coord	1	0	1	0	1
2	1322	Allied Hlth Care Clinical Inst	3	0	3	3	0
2	727	Architectural Project Mgr	4	4	0	4	0
2	1055	Articulation Spec HS	1	0	1	1	0
2	247	Asst General Counsel	2	0	2	2	0
2	K979	Asst Program Mgr	3	1	2	3	0
2	5999	Base Record Exempt	65	25	40	52	13
2	5998	Base Record Non Exempt	54	26	28	22	32
2	134	Budget Analyst I	1	1	0	1	0
2	133	Budget Analyst II	1	0	1	1	0
2	2656	Budget Planning Analyst	1	0	1	1	0
2	1311	Bursar	3	3	0	0	3
2	850	Business Systems Analyst	16	4	12	10	6
2	1313	Buyer III	6	5	1	2	4
2	K382	Career Center Coord	1	0	1	0	1
2	9041	Catering Coord	1	0	1	1	0
2	1312	College Budget Analyst	9	3	6	8	1
2	2759	Compensation Analyst	2	1	1	2	0
2	9600	Coord Adult Basic Education	1	1	0	1	0
2	1280	Coord Alumni Comm Relations	1	0	1	1	0
2	1282	Coord Alumni Relations Comm	1	0	1	1	0
2	675	Coord American Indian Program	2	1	1	0	2

(+) indicates this job title contains employees who are included from another facility.

Maricopa County Community College District

Snapshot Date: 09/30/2017

Job Group Analysis

Job Group: E1 - Professionals - Non-faculty

			Total				
EEO Cat	Job Code	Job Title	EMP	MALE	FEMALE	WHITE	MIN
2	2360	Coord Child Care Ctr	1	0	1	1	0
2	856	Coord College Curriculum	5	0	5	3	2
2	K344	Coord Community Education	1	0	1	1	0
2	870	Coord Computer Svcs	1	0	1	1	0
2	9044	Coord Ctr Entrepreneur Innovat	1	0	1	0	1
2	183	Coord Dental Lab	1	0	1	0	1
2	1122	Coord Distance Learning Svc	1	0	1	1	0
2	1326	Coord District HR Svcs	2	0	2	2	0
2	1123	Coord Dual Enrollment	6	2	4	4	2
2	9839	Coord Early Coll HS Adm Rec	1	0	1	1	0
2	1015	Coord Employee Org Learning	3	0	3	2	1
2	886	Coord Enrollment Svcs	11	3	8	6	5
2	2311	Coord Fine Arts Instruc Tech	5	5	0	5	0
2	948	Coord Fiscal Svcs	9	2	7	6	3
2	2435	Coord Found Dev Op Scholarship	2	1	1	1	1
2	1152	Coord Furn Fix Equip Procure	1	0	1	0	1
2	834	Coord Grants	4	2	2	3	1
2	1325	Coord Human Resources Svcs	10	1	9	5	5
2	895	Coord Institutional Effectiven	9	3	6	5	4
2	1290	Coord Instructional Info Tech	5	4	1	3	2
2	942	Coord Instructional Prg St Ops	2	0	2	0	2
2	940	Coord Instructional Programs	15	2	13	13	2
2	941	Coord Instructional Staffing	1	0	1	0	1
2	1110	Coord Instructional Svcs	3	0	3	1	2
2	1097	Coord Internal Communications	3	2	1	1	2

(+) indicates this job title contains employees who are included from another facility.

Maricopa County Community College District

Snapshot Date: 09/30/2017

Job Group Analysis

Job Group: E1 - Professionals - Non-faculty

			Total				
EEO Cat	Job Code	Job Title	EMP	MALE	FEMALE	WHITE	MIN
2	172	Coord Interpret Svcs Interpret	1	0	1	1	0
2	1295	Coord IT Records Information	2	1	1	1	1
2	891	Coord Law Enforcement Training	1	0	1	1	0
2	1335	Coord Learning Ctr	5	3	2	1	4
2	1340	Coord Marketing	3	1	2	2	1
2	905	Coord Marketing Pr	5	0	5	4	1
2	1287	Coord Media Rel Publications	2	0	2	1	1
2	1286	Coord Media Svcs	2	2	0	2	0
2	1125	Coord Minority Svcs	2	1	1	0	2
2	7682	Coord Mortuary Science Prog Op	1	0	1	1	0
2	1370	Coord Nursing Lab	3	1	2	2	1
2	9025	Coord Partnership Program	1	0	1	0	1
2	2310	Coord Perform Arts Facilities	6	3	3	5	1
2	1430	Coord Property Cntrl	2	1	1	1	1
2	1024	Coord Recruit Program	4	0	4	2	2
2	1135	Coord Research Development	1	0	1	0	1
2	1138	Coord Special Events	2	1	1	2	0
2	472	Coord Strategic Systems	11	7	4	8	3
2	1454	Coord Student Life Leadership	1	0	1	1	0
2	1130	Coord Student Recruitment	6	2	4	2	4
2	1146	Coord Student Success Programs	10	7	3	6	4
2	1458	Coord Student Svcs	45	11	34	21	24
2	1081	Coord Tech Develop Training	3	1	2	2	1
2	1265	Coord Telecommunications	1	1	0	1	0
2	1145	Coord Testing	3	1	2	3	0

(+) indicates this job title contains employees who are included from another facility.

Maricopa County Community College District

Snapshot Date: 09/30/2017

Job Group Analysis

Job Group: E1 - Professionals - Non-faculty

			Total				
EEO Cat	Job Code	Job Title	EMP	MALE	FEMALE	WHITE	MIN
2	1080	Coord Transfer Svcs	2	1	1	2	0
2	1155	Coord Veterans Svcs	6	3	3	2	4
2	1159	Coord Video Production	5	5	0	4	1
2	1156	Coord Wellness Education	1	0	1	1	0
2	9940	Coord Workforce Development	1	0	1	0	1
2	800	Coordinator Employee Relations	4	0	4	2	2
2	174	Course Production Spec II	7	4	3	6	1
2	817	Database Analyst II	1	1	0	1	0
2	9036	Digital Media Editor	4	2	2	3	1
2	167	Dist Coord Donor Alumni Affair	1	1	0	0	1
2	9604	Early Childhood Education Coor	4	0	4	1	3
2	735	Economic Developmt Spec	1	0	1	1	0
2	2631	Enterprise Applic Designer	11	6	5	8	3
2	2627	Enterprise Data Modeler	2	2	0	2	0
2	144	Fac Plan Dev Spec	1	0	1	1	0
2	1165	Financial Aid Asst	3	0	3	2	1
2	K100	Financial Aid Coord	1	0	1	0	1
2	248	Gov Relations Coord	1	0	1	1	0
2	9584	Instructional Facilitator	14	3	11	11	3
2	4366	Instructional Project Develop	1	0	1	1	0
2	9562	Instructional Spec	8	2	6	7	1
2	K370	Lab Tech	1	1	0	1	0
2	1283	Media Buyer	1	0	1	0	1
2	249	Mediator Senior	1	0	1	1	0
2	4349	Other Paid from Fund 2 Hrly	2	1	1	2	0

(+) indicates this job title contains employees who are included from another facility.

Maricopa County Community College District

Snapshot Date: 09/30/2017

Job Group Analysis

Job Group: E1 - Professionals - Non-faculty

			Total				
EEO Cat	Job Code	Job Title	EMP	MALE	FEMALE	WHITE	MIN
2	4236	Other Paid from Fund 2 Stipend	5	3	2	4	1
2	4348	Other Paid from Fund 3 Hrly	7	4	3	5	2
2	127	Pr Budget Analyst	1	0	1	1	0
2	2590	Program Advisor	53	13	40	25	28
2	4064	Program Advisors	9	3	6	4	5
2	1955	Program Analyst Web Based Inst	2	2	0	2	0
2	K395	Program Mgr	7	3	4	5	2
2	1010	Project Coord	19	5	14	13	6
2	2340	Public Relations Asst	2	0	2	1	1
2	7780	Retirement Analyst	1	1	0	1	0
2	9004	Site Coord	9	4	5	4	5
2	9032	Small Business Analyst	7	3	4	6	1
2	9031	Small Business Ctr Coord	1	0	1	0	1
2	9035	Small Business Spec Prog Coord	1	1	0	1	0
2	4139	Special Asst to Prj Dr Prj Mgr	1	1	0	0	1
2	4138	Special Asst to VC HR	1	0	1	1	0
2	137	Sr Accountant	6	2	4	4	2
2	128	Sr Audit Assoc	3	0	3	2	1
2	131	Sr Budget Analyst	1	1	0	1	0
2	9194	Sr Field Correspondent	11	6	5	9	2
2	815	Sr Org Process Analyst	1	1	0	0	1
2	181	Sr Producer	3	1	2	3	0
2	1390	Supv Auxiliary Svcs	1	1	0	0	1
2	9505	Tech Prep Fed Proj Coord	1	1	0	0	1
2	4075	Temp Level 2	746	368	378	359	387

(+) indicates this job title contains employees who are included from another facility.

Maricopa County Community College District

Snapshot Date: 09/30/2017

Job Group Analysis

Job Group: E1 - Professionals - Non-faculty

			Total				
EEO Cat	Job Code	Job Title	EMP	MALE	FEMALE	WHITE	MIN
2	4076	Temp Level 3	399	142	257	220	179
2	4367	Temp Level 4	10	6	4	9	1
2	2762	Time Labor Payroll Analyst	1	0	1	0	1
2	9629	Voc Trainer Incarcerated Prog	3	2	1	3	0
Total (#)			1,809	757	1,052	999	810
Total (%)				41.8	58.2	55.2	44.8

(+) indicates this job title contains employees who are included from another facility.

Maricopa County Community College District

Snapshot Date: 09/30/2017

Job Group Analysis

Job Group: F1 - Computer, Engineering & Related Technical Occupations

			Total				
EEO Cat	Job Code	Job Title	EMP	MALE	FEMALE	WHITE	MIN
3	2515	Audiovisual Maint Tech	3	3	0	1	2
3	2300	Audiovisual Maint Tech Photo	2	2	0	2	0
3	2525	Audiovisual Tech	11	11	0	9	2
3	2815	Audiovisual Video Tech	2	2	0	2	0
3	775	Chief Engineer KJZZ KBAQ SS	1	1	0	1	0
3	2395	Computer Equipment Bench Tech	2	1	1	0	2
3	2390	Computer Equipment Lead Tech	3	3	0	2	1
3	2935	Computer Lab Tech	7	4	3	5	2
3	2535	Computer Maint Tech	21	19	2	17	4
3	2735	Computer Operator I	1	1	0	0	1
3	2540	Computer Operator II	1	1	0	1	0
3	1029	Coord Audio Visual	4	4	0	3	1
3	9909	Coord Materials Facilities AV	1	1	0	0	1
3	1051	Coord Science Lab	12	8	4	8	4
3	809	Database Admin	4	3	1	1	3
3	2555	Electronics Lab Assoc	1	1	0	1	0
3	2632	Enterprise Application Admin	5	5	0	5	0
3	2633	Enterprise Systems Admin	11	10	1	10	1
3	2576	Graphic Designer II	7	3	4	6	1
3	K001	Graphic Designer II	1	0	1	0	1
3	2330	Lead Computer Operator	1	0	1	1	0
3	2750	Lead Computer Process Lab Tech	3	0	3	2	1
3	1296	Lead Help Desk Analyst	2	2	0	1	1
3	1103	Network Admin	6	6	0	6	0
3	2601	Network Tech	3	3	0	2	1

(+) indicates this job title contains employees who are included from another facility.

Maricopa County Community College District

Snapshot Date: 09/30/2017

Job Group Analysis

Job Group: F1 - Computer, Engineering & Related Technical Occupations

			Total				
EEO Cat	Job Code	Job Title	EMP	MALE	FEMALE	WHITE	MIN
3	K394	Network Tech	1	1	0	1	0
3	1380	Programmer	1	1	0	1	0
3	1375	Programmer Analyst I	6	3	3	2	4
3	1210	Programmer Analyst II	12	6	6	8	4
3	980	Programmer Analyst III	15	12	3	7	8
3	2806	Research Assoc	2	1	1	2	0
3	2774	Sci Instruct Tech Lab Tech	3	1	2	2	1
3	2775	Science Lab Tech	39	17	22	33	6
3	2628	Sr Database Admin	7	7	0	5	2
3	825	Sr Network Admin	3	3	0	3	0
3	1117	Sr Network Tech	5	5	0	4	1
3	1102	Sr Systems Engineer	2	2	0	2	0
3	1351	Supv Network Svcs	4	4	0	2	2
3	1108	Systems Admin I	11	9	2	8	3
3	1211	Systems Admin II	19	14	5	18	1
3	1121	Systems Application Analyst	7	2	5	7	0
3	1112	Systems Engineer Asst	1	1	0	1	0
3	2615	Systems Maint Tech	2	0	2	1	1
3	1355	Tech Trainer	3	2	1	2	1
3	1425	Telecommunications Tech	1	0	1	1	0
3	796	Web Database Applications Dev	2	2	0	1	1
3	804	Web Tech	1	1	0	0	1
3	787	Web Tech II	2	1	1	1	1
3	797	Web Tech III	4	2	2	4	0

(+) indicates this job title contains employees who are included from another facility.

Maricopa County Community College District

Snapshot Date: 09/30/2017

Job Group Analysis

Job Group: F1 - Computer, Engineering & Related Technical Occupations

EEO

Total				
--------------	--	--	--	--

EEO Cat	Job Code	Job Title	EMP	MALE	FEMALE	WHITE	MIN
			268	191	77	202	66
				71.3	28.7	75.4	24.6

(+) indicates this job title contains employees who are included from another facility.

Maricopa County Community College District

Snapshot Date: 09/30/2017

Job Group Analysis

Job Group: G1 - Athletics/Sports

			Total				
EEO Cat	Job Code	Job Title	EMP	MALE	FEMALE	WHITE	MIN
4	4321	Asst Baseball Softball Coach	9	6	3	7	2
4	4323	Asst Basketball Coach	9	7	2	5	4
4	4327	Asst Football Coach	18	18	0	9	9
4	4331	Asst Soccer Coach	18	15	3	9	9
4	4334	Asst Track Coach	2	2	0	0	2
4	4336	Asst Volleyball Coach	8	3	5	6	2
4	4200	Ath Dir Trn Coach	3	3	0	2	1
4	1930	Athletic Spec	44	34	10	33	11
4	2520	Athletic Trainer	3	1	2	3	0
4	1427	Head Athletic Trainer	6	2	4	5	1
4	4322	Head Baseball Softball Coach	1	1	0	0	1
4	4324	Head Basketball Coach	1	1	0	0	1
4	4325	Head Cross Country Coach	4	2	2	2	2
4	4329	Head Golf Coach	6	6	0	6	0
4	4332	Head Soccer Coach	6	6	0	4	2
4	4333	Head Tennis Coach	1	1	0	1	0
4	4335	Head Track Coach	1	1	0	0	1
4	4276	Pom Cheer Advisor	2	0	2	1	1
4	4345	Trainer Basketball Womens	2	1	1	2	0
Total (#)			144	110	34	95	49
Total (%)				76.4	23.6	66.0	34.0

(+) indicates this job title contains employees who are included from another facility.

Maricopa County Community College District

Snapshot Date: 09/30/2017

Job Group Analysis

Job Group: G2 - Counseling/Social Service/Legal

			Total				
EEO Cat	Job Code	Job Title	EMP	MALE	FEMALE	WHITE	MIN
4	7260	Counseling Guidance	1	0	1	1	0
4	7200	Counselor	41	14	27	17	24
4	9989	High School Counselor	1	1	0	1	0
4	317	Paralegal	3	0	3	1	2
4	4042	Sign Language INTP AAS Degree	12	0	12	10	2
4	4043	Sign Language INTP BA Degree	20	2	18	18	2
4	4044	Sign Language INTP MA Degree	10	2	8	9	1
4	4041	Sign Language INTP No Degree	7	1	6	7	0
4	4047	Sign Language INTP ProvisionB	6	1	5	4	2
4	437	Staff Sign Lang Interpreter	1	0	1	1	0
Total (#)			102	21	81	69	33
Total (%)				20.6	79.4	67.6	32.4

(+) indicates this job title contains employees who are included from another facility.

Maricopa County Community College District

Snapshot Date: 09/30/2017

Job Group Analysis

Job Group: G3 - Radio, TV and Other Media/Entertainment

			Total				
EEO Cat	Job Code	Job Title	EMP	MALE	FEMALE	WHITE	MIN
4	4050	Accompanist	18	7	11	15	3
4	4062	Life Drawing Model	31	15	16	24	7
4	1163	MCTV Post Production Supv	1	1	0	1	0
4	1157	MCTV Programming Coord	1	1	0	1	0
4	2790	Photo Ceramic Lab Tech	1	0	1	1	0
4	1076	Production Coord	2	1	1	2	0
4	1161	Production Supv	1	1	0	0	1
4	2980	Radio Announcer	3	2	1	3	0
4	9725	Reporter Host	4	1	3	3	1
4	9405	Sr Editor Broadcast News	1	1	0	0	1
4	4307	Theatre Directors	1	0	1	1	0
4	3005	Theatre Tech	2	2	0	2	0
4	3006	Theatre Tech Coord	4	4	0	4	0
Total (#)			70	36	34	57	13
Total (%)				51.4	48.6	81.4	18.6

(+) indicates this job title contains employees who are included from another facility.

Maricopa County Community College District

Snapshot Date: 09/30/2017

Job Group Analysis

Job Group: H1 - Office/Admin Support

			Total				
EEO Cat	Job Code	Job Title	EMP	MALE	FEMALE	WHITE	MIN
12	9570	Academic Support Asst	1	0	1	1	0
12	2705	Accounting Asst	16	3	13	7	9
12	2715	Accounting Cntrl Tech	1	0	1	1	0
12	3106	Accounting Tech II	1	0	1	1	0
12	2905	Acquisitions Tech	1	0	1	1	0
12	K010	Admin Asst	2	0	2	1	1
12	2305	Admin Asst I	65	2	63	37	28
12	1305	Admin Asst II	14	4	10	9	5
12	2306	Admin Asst to College Pres	9	0	9	4	5
12	2315	Admin Asst to VC	1	0	1	0	1
12	K020	Admin Secretary	1	0	1	0	1
12	3110	Admin Secretary I	12	0	12	10	2
12	2910	Admin Secretary II	31	4	27	17	14
12	2730	Admin Secretary III	116	9	107	79	37
12	2500	Admissions Records Asst	1	0	1	0	1
12	2505	Admissions Records Cntrl Tech	1	0	1	0	1
12	2900	Admissions Records Tech I	1	0	1	1	0
12	2510	Admissions Records Tech II	12	3	9	6	6
12	2511	Admissions Reg Rec Svc Rep	21	5	16	12	9
12	9661	Adult Basic Educ Clerk	3	0	3	0	3
12	2350	Asst to Gov Board Legal Office	2	0	2	0	2
12	7081	Automated Mftg Sys Eng Tech	1	1	0	1	0
12	1388	Auxiliary Svcs Clerk	1	1	0	1	0
12	3615	Cashier	1	0	1	1	0
12	2710	Catalogue Asst II	1	0	1	1	0

(+) indicates this job title contains employees who are included from another facility.

Maricopa County Community College District

Snapshot Date: 09/30/2017

Job Group Analysis

Job Group: H1 - Office/Admin Support

			Total				
EEO Cat	Job Code	Job Title	EMP	MALE	FEMALE	WHITE	MIN
12	3510	Clerk Typist	7	1	6	4	3
12	2707	Client Support Analyst	26	22	4	18	8
12	947	College Accounting Asst	4	1	3	2	2
12	9716	Coord Customer Svcs	1	0	1	0	1
12	184	Coord District Support Svc	2	0	2	1	1
12	2319	Coord Facilities	4	1	3	3	1
12	158	Coord Ground Maint	2	1	1	2	0
12	1461	Coord Student Athlete Supp Svc	3	1	2	1	2
12	3007	Coord Theatre Box Office Ops	2	0	2	1	1
12	3500	Data Entry Tech	1	1	0	1	0
12	9506	Dual Enrollment Spec	1	0	1	1	0
12	3210	Equipment Clerk	4	2	2	3	1
12	2565	Exec Secretary I	7	0	7	5	2
12	2740	Expeditior Asst Buyer	1	0	1	1	0
12	2573	Financial Aid Outreach Special	1	0	1	0	1
12	2945	Financial Aid Tech I	2	0	2	1	1
12	2570	Financial Aid Tech II	35	11	24	10	25
12	K498	Financial Aid Tech II	1	0	1	0	1
12	2582	Financial Aid Tech III	13	2	11	4	9
12	K400	Fiscal Spec	1	0	1	0	1
12	2950	Fiscal Tech I	8	3	5	3	5
12	2325	Fiscal Tech II	33	7	26	14	19
12	2706	Help Desk Analyst	9	5	4	6	3
12	9832	Honors Prog Asst	2	0	2	1	1
12	K080	HR Generalist	2	0	2	2	0

(+) indicates this job title contains employees who are included from another facility.

Maricopa County Community College District

Snapshot Date: 09/30/2017

Job Group Analysis

Job Group: H1 - Office/Admin Support

			Total				
EEO Cat	Job Code	Job Title	EMP	MALE	FEMALE	WHITE	MIN
12	2580	Human Resources Analyst	7	3	4	2	5
12	2956	Human Resources Asst III	6	1	5	2	4
12	3515	Information Clerk	3	1	2	2	1
12	819	Information Svcs Computer Tech	4	3	1	3	1
12	K002	Instructional Asst	1	0	1	0	1
12	2660	Lead Catalogue Svcs Tech	1	1	0	1	0
12	177	Lead Course Prod Spec	3	2	1	2	1
12	6451	Learning Assoc	14	4	10	8	6
12	2765	Learning Ctr Tech	7	3	4	4	3
12	3145	Library Asst I	2	1	1	1	1
12	2770	Library Asst II	32	6	26	22	10
12	3330	Library Clerk	1	1	0	0	1
12	2934	Library Info Tech Spec I	5	3	2	2	3
12	2936	Library Info Tech Spec II	2	0	2	1	1
12	9879	Membership Svcs Coord KJZZ	1	0	1	0	1
12	K401	Office Asst	1	0	1	0	1
12	2970	Office Coord I	16	0	16	9	7
12	2785	Office Coord II	45	3	42	23	22
12	9671	Office Coord II	4	0	4	1	3
12	2335	Office Coord III	27	3	24	17	10
12	2835	Operational Svcs Asst	1	1	0	1	0
12	9595	Outreach Spec Early Childhood	1	0	1	0	1
12	163	Outreach Spec K12	8	3	5	4	4
12	2761	Payroll Spec	3	0	3	2	1
12	3505	PBX Operator	2	0	2	1	1

(+) indicates this job title contains employees who are included from another facility.

Maricopa County Community College District

Snapshot Date: 09/30/2017

Job Group Analysis

Job Group: H1 - Office/Admin Support

			Total				
EEO Cat	Job Code	Job Title	EMP	MALE	FEMALE	WHITE	MIN
12	3340	PBX Operator Instructor	1	0	1	1	0
12	2821	Property Cntrl Asst	3	2	1	1	2
12	2625	Property Cntrl Tech	5	3	2	2	3
12	2626	Property Receiving Tech	5	4	1	4	1
12	4879	Public Safety Comm Spec	7	2	5	2	5
12	4875	Public Safety Comm Supv	2	1	1	2	0
12	4885	Public Safety Dispatcher	2	0	2	1	1
12	3181	Purchasing Tech II	1	0	1	1	0
12	3160	Receiving Clerk	2	2	0	0	2
12	2805	Research Asst	4	1	3	1	3
12	2581	Sr Human Resources Analyst	12	1	11	5	7
12	1459	Student Life Ldrship Prog Spec	9	1	8	4	5
12	K399	Student Svcs Coord	1	1	0	0	1
12	1457	Student Svcs Spec	161	35	126	62	99
12	9012	Student Svcs Spec	2	0	2	1	1
12	K991	Student Svcs Spec	4	1	3	1	3
12	1456	Student Svcs Tech	17	5	12	3	14
12	K381	Tech Asst	1	0	1	0	1
12	9015	Title I Parap Drop Out Prv Crd	1	1	0	0	1
12	2595	Veterans Records Tech	4	2	2	3	1
Total (#)			929	191	738	477	452
Total (%)				20.6	79.4	51.3	48.7

(+) indicates this job title contains employees who are included from another facility.

Maricopa County Community College District

Snapshot Date: 09/30/2017

Job Group Analysis

Job Group: I1 - Maintenance/Construction

			Total				
EEO Cat	Job Code	Job Title	EMP	MALE	FEMALE	WHITE	MIN
13	4571	Apprentice Carpenter	1	1	0	0	1
13	4572	Apprentice Electrician	1	1	0	0	1
13	4574	Apprentice HVAC Maint Tech	2	2	0	0	2
13	4575	Apprentice Painter	1	0	1	0	1
13	2530	Automotive Lab Tech	2	2	0	2	0
13	4840	Building Maint Tech	19	19	0	13	6
13	4550	Carpenter	8	8	0	8	0
13	4555	Electrician	11	11	0	6	5
13	4530	Equipment Mechanic	1	1	0	1	0
13	2320	Facilities Tech	3	2	1	2	1
13	4368	Fire Equipment Operator	18	16	2	15	3
13	4545	HVAC Lab Tech	1	1	0	1	0
13	4560	HVAC Maint Tech	16	16	0	10	6
13	2960	Lab Maint Tech	1	0	1	1	0
13	4910	Maint Asst	2	2	0	0	2
13	K390	Maint Asst I	1	1	0	1	0
13	K391	Maint Asst II	1	1	0	0	1
13	K140	Maint Supv	1	1	0	1	0
13	4630	Painter	5	5	0	3	2
13	4565	Plumber	3	3	0	2	1
13	3015	Tool Room Tech	1	1	0	0	1
13	2531	Welding Lab Tech	1	1	0	1	0
Total (#)			100	95	5	67	33
Total (%)				95.0	5.0	67.0	33.0

(+) indicates this job title contains employees who are included from another facility.

Maricopa County Community College District

Snapshot Date: 09/30/2017

Job Group Analysis

Job Group: J1 - Production/Transportation

EEO

			Total				
Cat	Job Code	Job Title	EMP	MALE	FEMALE	WHITE	MIN
14	2400	Aviation Lab Tech	1	1	0	1	0
14	9591	Manufacturing Lab Tech	1	1	0	1	0
Total (#)			2	2	0	2	0
Total (%)				100.0	0.0	100.0	0.0

(+) indicates this job title contains employees who are included from another facility.

Maricopa County Community College District

Snapshot Date: 09/30/2017

Job Group Analysis

Job Group: K1 - Service - Public Safety

			Total				
EEO Cat	Job Code	Job Title	EMP	MALE	FEMALE	WHITE	MIN
10	2560	Emergency Medical Fir Sc Lb Tc	1	1	0	1	0
10	4880	Public Safety Aide	20	16	4	14	6
10	4881	Public Safety Aide Supv	2	1	1	2	0
10	1007	Public Safety Police Officer	26	25	1	16	10
10	1053	Public Safety Police Sergeant	4	4	0	3	1
Total (#)			53	47	6	36	17
Total (%)				88.7	11.3	67.9	32.1

(+) indicates this job title contains employees who are included from another facility.

Maricopa County Community College District

Snapshot Date: 09/30/2017

Job Group Analysis

Job Group: K2 - Service - Facility/Grounds

			Total				
EEO Cat	Job Code	Job Title	EMP	MALE	FEMALE	WHITE	MIN
10	4895	Custodian I	51	23	28	6	45
10	4905	Custodian II	5	2	3	2	3
10	4900	Groundskeeper I	21	21	0	11	10
10	4920	Groundskeeper II	1	1	0	0	1
10	4890	Lead Custodian I	4	3	1	2	2
10	4891	Lead Custodian II	4	2	2	1	3
10	4850	Lead Groundskeeper	4	4	0	0	4
10	4925	Master Gardener	1	1	0	1	0
10	4930	Utility Asst	2	2	0	1	1
10	4915	Utility Worker	5	5	0	1	4
Total (#)			98	64	34	25	73
Total (%)				65.3	34.7	25.5	74.5

(+) indicates this job title contains employees who are included from another facility.

Maricopa County Community College District

Snapshot Date: 09/30/2017

Job Group Analysis

Job Group: K3 - Service - Other

			Total				
EEO Cat	Job Code	Job Title	EMP	MALE	FEMALE	WHITE	MIN
10	2635	Aerobic Fitness HIC Tech	6	2	4	4	2
10	2521	Athletic Equipment Mgr	2	2	0	1	1
10	2810	Culinary Arts Lab Tech	2	1	1	2	0
10	4012	Fitness Ctr Floor Supv	13	6	7	12	1
10	4002	Fitness Ctr Tech	9	8	1	3	6
10	4003	Fitness Ctr Trainer	1	0	1	1	0
10	4011	Game Personnel	7	6	1	4	3
10	3365	Lead Cook	3	2	1	1	2
Total (#)			43	27	16	28	15
Total (%)				62.8	37.2	65.1	34.9

(+) indicates this job title contains employees who are included from another facility.

Maricopa County Community College District

Maricopa Community College District

Snapshot Date: 09/30/2017

Job Group Analysis Summary

Job Group	Total										
	EMP	M	F	MIN	W	AA	H	A	NA	PI	2+
A1 - Executive Management	43	20	23	19	24	7	10	2	0	0	0
A2 - Senior Management	178	77	101	58	120	14	34	6	4	0	0
A3 - Deans	59	23	36	24	35	7	14	2	1	0	0
A4 - First/Mid-Level Management	188	94	94	68	120	19	39	9	0	1	0
B1 - Faculty	1,917	973	944	404	1,513	103	202	70	26	3	0
B2 - Faculty - Adjunct Day	1,676	697	979	315	1,361	85	151	49	26	4	0
B3 - Faculty - Adjunct Evening	1,346	664	682	252	1,094	70	118	50	12	2	0
B4 - Faculty - Adjunct Summer Day	1	1	0	0	1	0	0	0	0	0	0
B5 - Faculty - Adjunct Summer Evening	12	2	10	1	11	0	1	0	0	0	0
C1 - Librarians	52	8	44	13	39	1	6	5	1	0	0
D1 - Other Student, Academic and Educational Services	876	356	520	314	562	81	175	39	17	2	0
E1 - Professionals - Non-faculty	1,809	757	1,052	810	999	164	484	90	58	14	0
F1 - Computer, Engineering & Related Technical Occupations	268	191	77	66	202	9	29	20	7	1	0
G1 - Athletics/Sports	144	110	34	49	95	23	21	3	0	2	0
G2 - Counseling/Social Service/Legal	102	21	81	33	69	6	23	3	1	0	0
G3 - Radio, TV and Other Media/Entertainment	70	36	34	13	57	6	4	2	1	0	0
H1 - Office/Admin Support	929	191	738	452	477	85	286	39	38	4	0
I1 - Maintenance/Construction	100	95	5	33	67	2	30	0	1	0	0
J1 - Production/Transportation	2	2	0	0	2	0	0	0	0	0	0
K1 - Service - Public Safety	53	47	6	17	36	4	10	2	1	0	0
K2 - Service - Facility/Grounds	98	64	34	73	25	7	61	3	2	0	0
K3 - Service - Other	43	27	16	15	28	3	7	1	3	1	0

Maricopa County Community College District

Maricopa Community College District

Job Group Analysis Summary

Snapshot Date: 09/30/2017

Job Group	Total										
	EMP	M	F	MIN	W	AA	H	A	NA	PI	2+
Total (#)	9,966	4,456	5,510	3,029	6,937	696	1,705	395	199	34	0
Total (%)		44.7	55.3	30.4	69.6	7.0	17.1	4.0	2.0	0.3	0.0

CHAPTER 3: PLACEMENT OF INCUMBENTS IN JOB GROUPS
41 C.F.R. § 60-2.13

Each job group appears on a Job Group Report with a job group name and number. The report lists each job title in the job group. For each job title, the worksheet provides the following information: EEO reporting category, job title, employee headcounts for each job title, and overall percentages by gender and race/ethnicity as of September 30, 2017.

See the *Job Group Analysis* for the listing of the job titles and the associated race and gender headcounts per job group.

CHAPTER 4: DETERMINING AVAILABILITY

41 C.F.R. § 60-2.14

"Availability" is an estimate of the proportion of each sex and race/ethnic group available and qualified for employment at Maricopa County Community College District for a given job group in the relevant labor market during the life of the AAP. Availability indicates the approximate level at which each race/ethnic and sex group could reasonably be expected to be represented in a job group if Maricopa County Community College District's employment decisions are being made without regard to gender, race, or ethnic origin. Availability estimates, therefore, are a way of translating equal employment opportunity into concrete numerical terms. Correct comparisons of incumbency to availability, worthwhile and attainable goals, and real increases in employment for problem groups depend on competent and accurate availability analyses. With valid availability data, we can compare the percentages of those who could reasonably be expected to be employed versus our current employment (from the workforce analysis), identify problem areas or areas of deficiency, and establish goals to correct the problems.

Steps in Comparison of Incumbency to Availability

Identify Availability Factors

The following availability factors are required of federal government contractors for consideration when developing availability estimates for each job group:

1. External Factor: The external requisite skills data comes from the 2006-2010 American Community Survey (ACS) Census of Population data.
 - A. Local labor area: An employee Zip Code Analysis was used to identify the most precise local labor area for Maricopa County Community College District. The final local labor area met the following two (2) conditions: 1) it includes all counties/county sets where 5% or more of the employees/applicants resided, and 2) when summed, those counties/county sets accounted for at least 78% of the total applicants/employees within the at-issue workforce. Smaller contributing counties/county sets are removed (i.e., trimmed) unless they are necessary to reach 78%. Once trimmed, the weights for the remaining counties/county sets were proportionately increased to reach 100%.
 - B. Reasonable labor area: National or Arizona State
2. Internal Factor: The percentage of minorities or women among those promotable, transferable, and trainable within the contractor's organization. See the *Internal Availability Analysis* for more detail.

Assign Internal and External Factor Weights: Weights were assigned to each factor for each job group. A combination of historical data and experience were used to determine the weights. Weights were never assigned in an effort to hide or reduce problem areas.

Identify Final Availability: Weights were multiplied by the component-specific data to produce weighted data for each component. Weighted data for each component was summed. This

produced a final availability estimate for each sex and race/ethnic group, as well as for minorities in the aggregate.¹

See the *Availability Analysis* for the availability breakdown for each job group.

¹ In most cases, the final availability report (and most other technical reports in this AAP) only includes data/information for females and minorities in the aggregate.

Maricopa County Community College District

Snapshot Date: 09/30/2017

Availability Analysis

Job Group: A1 - Executive Management

FACTOR	Raw (%)		FACTOR WEIGHT	Weighted (%)		SOURCE
	FEMALE	MINORITY		FEMALE	MINORITY	
<u>External Factors</u>						
Local	44.6	20.3	40.00	17.9	8.1	Maricopa, AZ 97.27%; Pinal, AZ 2.73%
Reasonable	45.6	21.9	40.00	18.2	8.7	National
<u>Internal Factors</u>						
Feeders	56.7	32.6	20.00	11.3	6.5	Feeders
Final Availability (%)			100.00	47.4	23.4	

Maricopa County Community College District

Snapshot Date: 09/30/2017

Availability Analysis

Job Group: A2 - Senior Management

FACTOR	Raw (%)		FACTOR WEIGHT	Weighted (%)		SOURCE
	FEMALE	MINORITY		FEMALE	MINORITY	
<u>External Factors</u>						
Local	55.9	23.1	50.00	28.0	11.5	Maricopa, AZ 97.27%; Pinal, AZ 2.73%
Reasonable	58.4	24.0	30.00	17.5	7.2	National
<u>Internal Factors</u>						
Feeders	52.5	37.2	20.00	10.5	7.4	Feeders
Final Availability (%)			100.00	56.0	26.2	

Maricopa County Community College District

Snapshot Date: 09/30/2017

Availability Analysis

Job Group: A3 - Deans

FACTOR	Raw (%)		FACTOR WEIGHT	Weighted (%)		SOURCE
	FEMALE	MINORITY		FEMALE	MINORITY	
<u>External Factors</u>						
Local	61.6	22.8	40.00	24.7	9.1	Maricopa, AZ 97.27%; Pinal, AZ 2.73%
Reasonable	63.8	25.1	40.00	25.5	10.0	National
<u>Internal Factors</u>						
Feeders	49.2	21.1	20.00	9.8	4.2	Feeders
Final Availability (%)			100.00	60.0	23.4	

Maricopa County Community College District

Snapshot Date: 09/30/2017

Availability Analysis

Job Group: A4 - First/Mid-Level Management

FACTOR	Raw (%)		FACTOR WEIGHT	Weighted (%)		SOURCE
	FEMALE	MINORITY		FEMALE	MINORITY	
<u>External Factors</u>						
Local	56.1	24.3	60.00	33.7	14.6	Maricopa, AZ 97.27%; Pinal, AZ 2.73%
Reasonable	56.2	26.0	20.00	11.2	5.2	Arizona - 100 %
<u>Internal Factors</u>						
Feeders	47.3	36.3	20.00	9.5	7.3	Feeders
Final Availability (%)			100.00	54.4	27.0	

Maricopa County Community College District

Snapshot Date: 09/30/2017

Availability Analysis

Job Group: B1 - Faculty

FACTOR	Raw (%)		FACTOR WEIGHT	Weighted (%)		SOURCE
	FEMALE	MINORITY		FEMALE	MINORITY	
<u>External Factors</u>						
Local	50.0	26.8	70.00	35.0	18.8	Maricopa, AZ 97.27%; Pinal, AZ 2.73%
Reasonable	49.9	25.8	30.00	15.0	7.7	Arizona - 100 %
Final Availability (%)			100.00	50.0	26.5	

Maricopa County Community College District

Snapshot Date: 09/30/2017

Availability Analysis

Job Group: B2 - Faculty - Adjunct Day

FACTOR	Raw (%)		FACTOR WEIGHT	Weighted (%)		SOURCE
	FEMALE	MINORITY		FEMALE	MINORITY	
<u>External Factors</u>						
Local	49.5	27.4	70.00	34.7	19.1	Maricopa, AZ 97.27%; Pinal, AZ 2.73%
Reasonable	49.5	26.2	30.00	14.8	7.9	Arizona - 100 %
Final Availability (%)			100.00	49.5	27.0	

Maricopa County Community College District

Snapshot Date: 09/30/2017

Availability Analysis

Job Group: B3 - Faculty - Adjunct Evening

FACTOR	Raw (%)		FACTOR WEIGHT	Weighted (%)		SOURCE
	FEMALE	MINORITY		FEMALE	MINORITY	
<u>External Factors</u>						
Local	49.5	27.4	70.00	34.7	19.1	Maricopa, AZ 97.27%; Pinal, AZ 2.73%
Reasonable	49.5	26.2	30.00	14.8	7.9	Arizona - 100 %
Final Availability (%)			100.00	49.5	27.0	

Maricopa County Community College District

Snapshot Date: 09/30/2017

Availability Analysis

Job Group: B4 - Faculty - Adjunct Summer Day

FACTOR	Raw (%)		FACTOR WEIGHT	Weighted (%)		SOURCE
	FEMALE	MINORITY		FEMALE	MINORITY	
<u>External Factors</u>						
Local	49.5	27.4	70.00	34.7	19.1	Maricopa, AZ 97.27%; Pinal, AZ 2.73%
Reasonable	49.5	26.2	30.00	14.8	7.9	Arizona - 100 %
Final Availability (%)			100.00	49.5	27.0	

Maricopa County Community College District

Snapshot Date: 09/30/2017

Availability Analysis

Job Group: B5 - Faculty - Adjunct Summer Evening

FACTOR	Raw (%)		FACTOR WEIGHT	Weighted (%)		SOURCE
	FEMALE	MINORITY		FEMALE	MINORITY	
<u>External Factors</u>						
Local	49.5	27.4	70.00	34.7	19.1	Maricopa, AZ 97.27%; Pinal, AZ 2.73%
Reasonable	49.5	26.2	30.00	14.8	7.9	Arizona - 100 %
Final Availability (%)			100.00	49.5	27.0	

Maricopa County Community College District

Snapshot Date: 09/30/2017

Availability Analysis

Job Group: C1 - Librarians

FACTOR	Raw (%)		FACTOR WEIGHT	Weighted (%)		SOURCE
	FEMALE	MINORITY		FEMALE	MINORITY	
<u>External Factors</u>						
Local	83.9	17.7	70.00	58.7	12.4	Maricopa, AZ 97.27%; Pinal, AZ 2.73%
Reasonable	84.6	18.9	30.00	25.4	5.7	Arizona - 100 %
Final Availability (%)			100.00	84.1	18.1	

Maricopa County Community College District

Snapshot Date: 09/30/2017

Availability Analysis

Job Group: D1 - Other Student, Academic and Educational Services

FACTOR	Raw (%)		FACTOR WEIGHT	Weighted (%)		SOURCE
	FEMALE	MINORITY		FEMALE	MINORITY	
<u>External Factors</u>						
Local	63.4	26.2	80.00	50.7	21.0	Maricopa, AZ 97.27%; Pinal, AZ 2.73%
Reasonable	61.1	27.3	20.00	12.2	5.5	Arizona - 100 %
Final Availability (%)			100.00	63.0	26.4	

Maricopa County Community College District

Snapshot Date: 09/30/2017

Availability Analysis

Job Group: E1 - Professionals - Non-faculty

FACTOR	Raw (%)		FACTOR WEIGHT	Weighted (%)		SOURCE
	FEMALE	MINORITY		FEMALE	MINORITY	
<u>External Factors</u>						
Local	56.6	36.7	60.00	33.9	22.0	Maricopa, AZ 97.27%; Pinal, AZ 2.73%
Reasonable	58.9	37.2	20.00	11.8	7.4	Arizona - 100 %
<u>Internal Factors</u>						
Feeders	79.4	48.7	20.00	15.9	9.7	Feeders
Final Availability (%)			100.00	61.6	39.2	

Maricopa County Community College District

Snapshot Date: 09/30/2017

Availability Analysis

Job Group: F1 - Computer, Engineering & Related Technical Occupations

FACTOR	Raw (%)		FACTOR WEIGHT	Weighted (%)		SOURCE
	FEMALE	MINORITY		FEMALE	MINORITY	
External Factors						
Local	27.3	27.0	70.00	19.1	18.9	Maricopa, AZ 97.27%; Pinal, AZ 2.73%
Reasonable	28.8	26.9	30.00	8.6	8.1	Arizona - 100 %
Final Availability (%)			100.00	27.8	27.0	

Maricopa County Community College District

Snapshot Date: 09/30/2017

Availability Analysis

Job Group: G1 - Athletics/Sports

FACTOR	Raw (%)		FACTOR WEIGHT	Weighted (%)		SOURCE
	FEMALE	MINORITY		FEMALE	MINORITY	
<u>External Factors</u>						
Local	30.1	24.8	80.00	24.0	19.8	Maricopa, AZ 97.27%; Pinal, AZ 2.73%
Reasonable	33.7	24.9	20.00	6.7	5.0	Arizona - 100 %
Final Availability (%)			100.00	30.8	24.8	

Maricopa County Community College District

Snapshot Date: 09/30/2017

Availability Analysis

Job Group: G2 - Counseling/Social Service/Legal

FACTOR	Raw (%)		FACTOR WEIGHT	Weighted (%)		SOURCE
	FEMALE	MINORITY		FEMALE	MINORITY	
<u>External Factors</u>						
Local	68.6	48.2	80.00	54.8	38.5	Maricopa, AZ 97.27%; Pinal, AZ 2.73%
Reasonable	68.1	47.8	20.00	13.6	9.6	Arizona - 100 %
Final Availability (%)			100.00	68.5	48.1	

Maricopa County Community College District

Snapshot Date: 09/30/2017

Availability Analysis

Job Group: G3 - Radio, TV and Other Media/Entertainment

FACTOR	Raw (%)		FACTOR WEIGHT	Weighted (%)		SOURCE
	FEMALE	MINORITY		FEMALE	MINORITY	
External Factors						
Local	49.3	31.8	100.00	49.3	31.8	Maricopa, AZ 97.27%; Pinal, AZ 2.73%
Final Availability (%)			100.00	49.3	31.8	

Maricopa County Community College District

Snapshot Date: 09/30/2017

Availability Analysis

Job Group: H1 - Office/Admin Support

FACTOR	Raw (%)		FACTOR WEIGHT	Weighted (%)		SOURCE
	FEMALE	MINORITY		FEMALE	MINORITY	
<u>External Factors</u>						
Local	72.5	31.4	100.00	72.5	31.4	Maricopa, AZ 97.27%; Pinal, AZ 2.73%
Final Availability (%)			100.00	72.5	31.4	

Maricopa County Community College District

Snapshot Date: 09/30/2017

Availability Analysis

Job Group: I1 - Maintenance/Construction

FACTOR	Raw (%)		FACTOR WEIGHT	Weighted (%)		SOURCE
	FEMALE	MINORITY		FEMALE	MINORITY	
External Factors						
Local	2.8	42.4	100.00	2.8	42.4	Maricopa, AZ 97.27%; Pinal, AZ 2.73%
Final Availability (%)			100.00	2.8	42.4	

Maricopa County Community College District

Snapshot Date: 09/30/2017

Availability Analysis

Job Group: J1 - Production/Transportation

FACTOR	Raw (%)		FACTOR WEIGHT	Weighted (%)		SOURCE
	FEMALE	MINORITY		FEMALE	MINORITY	
External Factors						
Local	12.4	52.0	100.00	12.4	52.0	Maricopa, AZ 97.27%; Pinal, AZ 2.73%
Final Availability (%)			100.00	12.4	52.0	

Maricopa County Community College District

Snapshot Date: 09/30/2017

Availability Analysis

Job Group: K1 - Service - Public Safety

FACTOR	Raw (%)		FACTOR WEIGHT	Weighted (%)		SOURCE
	FEMALE	MINORITY		FEMALE	MINORITY	
<u>External Factors</u>						
Local	28.3	23.9	80.00	22.7	19.1	Maricopa, AZ 97.27%; Pinal, AZ 2.73%
Reasonable	27.0	29.4	20.00	5.4	5.9	Arizona - 100 %
Final Availability (%)			100.00	28.1	25.0	

Maricopa County Community College District

Snapshot Date: 09/30/2017

Availability Analysis

Job Group: K2 - Service - Facility/Grounds

FACTOR	Raw (%)		FACTOR WEIGHT	Weighted (%)		SOURCE
	FEMALE	MINORITY		FEMALE	MINORITY	
<u>External Factors</u>						
Local	23.8	72.7	100.00	23.8	72.7	Maricopa, AZ 97.27%; Pinal, AZ 2.73%
Final Availability (%)			100.00	23.8	72.7	

Maricopa County Community College District

Snapshot Date: 09/30/2017

Availability Analysis

Job Group: K3 - Service - Other

FACTOR	Raw (%)		FACTOR WEIGHT	Weighted (%)		SOURCE
	FEMALE	MINORITY		FEMALE	MINORITY	
External Factors						
Local	43.4	26.3	100.00	43.4	26.3	Maricopa, AZ 97.27%; Pinal, AZ 2.73%
Final Availability (%)			100.00	43.4	26.3	

Maricopa County Community College District

Snapshot Date: 09/30/2017

Internal Availability

AAP: Maricopa Community College District

Job Group: A1 - Executive Management

Plan	Feeder	Wght (%)	Raw (%)										Weighted (%)									
			F	MIN	W	AA	H	A	NA	PI	2+	F	MIN	W	AA	H	A	NA	PI	2+		
Maricopa Community Col	A2 - Senior Management	100.00	56.7	32.6	67.4	7.9	19.1	3.4	2.2	0.0	0.0	56.7	32.6	67.4	7.9	19.1	3.4	2.2	0.0	0.0		
Total:		100.00										56.7	32.6	67.4	7.9	19.1	3.4	2.2	0.0	0.0		

Maricopa County Community College District

Snapshot Date: 09/30/2017

Internal Availability

AAP: Maricopa Community College District

Job Group: A2 - Senior Management

Plan	Feeder	Wght (%)	Raw (%)										Weighted (%)									
			F	MIN	W	AA	H	A	NA	PI	2+	F	MIN	W	AA	H	A	NA	PI	2+		
Maricopa Community Col	A3 - Deans	22.34	61.0	40.7	59.3	11.9	23.7	3.4	1.7	0.0	0.0	13.6	9.1	13.3	2.7	5.3	0.8	0.4	0.0	0.0		
Maricopa Community Col	A4 - First/Mid-Level Mana	77.66	50.0	36.2	63.8	10.1	20.7	4.8	0.0	0.5	0.0	38.8	28.1	49.6	7.8	16.1	3.7	0.0	0.4	0.0		
Total:		100.00										52.5	37.2	62.8	10.5	21.4	4.5	0.4	0.4	0.0		

Maricopa County Community College District

Snapshot Date: 09/30/2017

Internal Availability

AAP: Maricopa Community College District

Job Group: A3 - Deans

Plan	Feeder	Wght (%)	Raw (%)										Weighted (%)									
			F	MIN	W	AA	H	A	NA	PI	2+	F	MIN	W	AA	H	A	NA	PI	2+		
Maricopa Community Col	B1 - Faculty	100.00	49.2	21.1	78.9	5.4	10.5	3.7	1.4	0.2	0.0	49.2	21.1	78.9	5.4	10.5	3.7	1.4	0.2	0.0		
Total:		100.00										49.2	21.1	78.9	5.4	10.5	3.7	1.4	0.2	0.0		

Maricopa County Community College District

Snapshot Date: 09/30/2017

Internal Availability

AAP: Maricopa Community College District

Job Group: A4 - First/Mid-Level Management

Plan	Feeder	Wght (%)	Raw (%)										Weighted (%)									
			F	MIN	W	AA	H	A	NA	PI	2+	F	MIN	W	AA	H	A	NA	PI	2+		
Maricopa Community Col	C1 - Librarians	5.22	84.6	25.0	75.0	1.9	11.5	9.6	1.9	0.0	0.0	4.4	1.3	3.9	0.1	0.6	0.5	0.1	0.0	0.0		
Maricopa Community Col	E1 - Professionals - Non	51.65	58.2	44.8	55.2	9.1	26.8	5.0	3.2	0.8	0.0	30.0	23.1	28.5	4.7	13.8	2.6	1.7	0.4	0.0		
Maricopa Community Col	F1 - Computer, Engineer	28.18	28.7	24.6	75.4	3.4	10.8	7.5	2.6	0.4	0.0	8.1	6.9	21.2	0.9	3.0	2.1	0.7	0.1	0.0		
Maricopa Community Col	G2 - Counseling/Social S	5.32	79.4	32.4	67.6	5.9	22.5	2.9	1.0	0.0	0.0	4.2	1.7	3.6	0.3	1.2	0.2	0.1	0.0	0.0		
Maricopa Community Col	I1 - Maintenance/Constru	9.63	5.0	33.0	67.0	2.0	30.0	0.0	1.0	0.0	0.0	0.5	3.2	6.5	0.2	2.9	0.0	0.1	0.0	0.0		
Total:		100.00										47.3	36.3	63.7	6.2	21.6	5.3	2.6	0.5	0.0		

Maricopa County Community College District

Snapshot Date: 09/30/2017

Internal Availability

AAP: Maricopa Community College District

Job Group: E1 - Professionals - Non-faculty

Plan	Feeder	Wght (%)	Raw (%)										Weighted (%)									
			F	MIN	W	AA	H	A	NA	PI	2+	F	MIN	W	AA	H	A	NA	PI	2+		
Maricopa Community Col	H1 - Office/Admin Suppo	100.00	79.4	48.7	51.3	9.1	30.8	4.2	4.1	0.4	0.0	79.4	48.7	51.3	9.1	30.8	4.2	4.1	0.4	0.0		
Total:		100.00										79.4	48.7	51.3	9.1	30.8	4.2	4.1	0.4	0.0		

CHAPTER 5: COMPARING INCUMBENCY TO AVAILABILITY
41 C.F.R. § 60-2.15

Once final availability estimates were made for each job group, Maricopa County Community College District compared the percentage of incumbents in each job group to their corresponding availability. A comparison was made between the percentage employed as of September 30, 2017 and that group's final availability.

See the *Comparison of Incumbency to Availability* for the results per job group.

CHAPTER 6: PLACEMENT GOALS

41 C.F.R. § 60-2.16

Maricopa County Community College District has established an annual percentage placement goal whenever it found that minority or female representation within a job group was less than would reasonably be expected given their availability. In each case, the goal was set at the availability figure derived for women and/or minorities, as appropriate for that job group. These goals take into account the availability of basically qualified persons in the relevant labor area. They also take into account anticipated employment opportunities with our organization. Goals are not rigid and inflexible quotas which must be met, but are instead targets reasonably attainable by means of applying every good faith effort to make all aspects of the entire AAP work. These goals will be reached primarily through recruiting and advertising to increase the pool of qualified minority and female applicants and through implementation of our action-oriented programs (see Chapter 9). Selections will occur only from among qualified applicants. Goals do not require the hiring of a person when there are no vacancies or the hiring of a person who is less likely to do well on the job ("less qualified") over a person more likely to do well on the job ("better qualified"), under valid selection procedures. Goals do not require that Maricopa County Community College District hire a specified number of minorities or women.

A goal is a guidepost against which Maricopa County Community College District, a community group, or a compliance agency can measure progress in remedying identified deficiencies in Maricopa County Community College District's workforce. By setting realistic goals, Maricopa County Community College District should be able to meet the goals, assuming we conduct effective recruitment and advertising efforts to ensure an adequate pool of qualified minority and/or female applicants.

See the *Placement Goals* report for each job group and the *Goals Progress Report* for progress made since the previous AAP.

Maricopa County Community College District

Snapshot Date: 09/30/2017

Comparison of Incumbency to Availability and Placement Goals

Job Group: A1 - Executive Management
Test: 80% Rule with Whole Person
Total Employees: 43

Total		
	FEMALE	MINORITY
Employees (#)	23	19
Employees (%)	53.5	44.2
Availability (%) Goal	47.4	23.4
Test: 80% Rule with Whole Person	NO	NO
Add'l Needed to Eliminate Problem Area (#)	0	0

Maricopa County Community College District

Snapshot Date: 09/30/2017

Comparison of Incumbency to Availability and Placement Goals

Job Group: A2 - Senior Management
Test: 80% Rule with Whole Person
Total Employees: 178

Total		
	FEMALE	MINORITY
Employees (#)	101	58
Employees (%)	56.7	32.6
Availability (%) Goal	56.0	26.2
Test: 80% Rule with Whole Person	NO	NO
Add'l Needed to Eliminate Problem Area (#)	0	0

Maricopa County Community College District

Snapshot Date: 09/30/2017

Comparison of Incumbency to Availability and Placement Goals

Job Group: A3 - Deans
Test: 80% Rule with Whole Person
Total Employees: 59

Total		
	FEMALE	MINORITY
Employees (#)	36	24
Employees (%)	61.0	40.7
Availability (%) Goal	60.0	23.4
Test: 80% Rule with Whole Person	NO	NO
Add'l Needed to Eliminate Problem Area (#)	0	0

Maricopa County Community College District

Snapshot Date: 09/30/2017

Comparison of Incumbency to Availability and Placement Goals

Job Group: A4 - First/Mid-Level Management

Test: 80% Rule with Whole Person

Total Employees: 188

Total		
	FEMALE	MINORITY
Employees (#)	94	68
Employees (%)	50.0	36.2
Availability (%) Goal	54.4	27.0
Test: 80% Rule with Whole Person	NO	NO
Add'l Needed to Eliminate Problem Area (#)	0	0

Maricopa County Community College District

Snapshot Date: 09/30/2017

Comparison of Incumbency to Availability and Placement Goals

Job Group: B1 - Faculty
Test: 80% Rule with Whole Person
Total Employees: 1,917

Total		
	FEMALE	MINORITY
Employees (#)	944	404
Employees (%)	49.2	21.1
Availability (%) Goal	50.0	26.5
Test: 80% Rule with Whole Person	NO	YES
Add'l Needed to Eliminate Problem Area (#)	0	2

Maricopa County Community College District

Snapshot Date: 09/30/2017

Comparison of Incumbency to Availability and Placement Goals

Job Group: B2 - Faculty - Adjunct Day
Test: 80% Rule with Whole Person
Total Employees: 1,676

Total		
	FEMALE	MINORITY
Employees (#)	979	315
Employees (%)	58.4	18.8
Availability (%) Goal	49.5	27.0
Test: 80% Rule with Whole Person	NO	YES
Add'l Needed to Eliminate Problem Area (#)	0	47

Maricopa County Community College District

Snapshot Date: 09/30/2017

Comparison of Incumbency to Availability and Placement Goals

Job Group: B3 - Faculty - Adjunct Evening
Test: 80% Rule with Whole Person
Total Employees: 1,346

Total		
	FEMALE	MINORITY
Employees (#)	682	252
Employees (%)	50.7	18.7
Availability (%) Goal	49.5	27.0
Test: 80% Rule with Whole Person	NO	YES
Add'l Needed to Eliminate Problem Area (#)	0	38

Maricopa County Community College District

Snapshot Date: 09/30/2017

Comparison of Incumbency to Availability and Placement Goals

Job Group: B4 - Faculty - Adjunct Summer Day

Test: 80% Rule with Whole Person

Total Employees: 1

Total		
	FEMALE	MINORITY
Employees (#)	0	0
Employees (%)	0.0	0.0
Availability (%) Goal	49.5	27.0
Test: 80% Rule with Whole Person	NO	NO
Add'l Needed to Eliminate Problem Area (#)	0	0

Maricopa County Community College District

Snapshot Date: 09/30/2017

Comparison of Incumbency to Availability and Placement Goals

Job Group: B5 - Faculty - Adjunct Summer Evening

Test: 80% Rule with Whole Person

Total Employees: 12

Total		
	FEMALE	MINORITY
Employees (#)	10	1
Employees (%)	83.3	8.3
Availability (%) Goal	49.5	27.0
Test: 80% Rule with Whole Person	NO	YES
Add'l Needed to Eliminate Problem Area (#)	0	1

Maricopa County Community College District

Snapshot Date: 09/30/2017

Comparison of Incumbency to Availability and Placement Goals

Job Group: C1 - Librarians
Test: 80% Rule with Whole Person
Total Employees: 52

Total		
	FEMALE	MINORITY
Employees (#)	44	13
Employees (%)	84.6	25.0
Availability (%) Goal	84.1	18.1
Test: 80% Rule with Whole Person	NO	NO
Add'l Needed to Eliminate Problem Area (#)	0	0

Maricopa County Community College District

Snapshot Date: 09/30/2017

Comparison of Incumbency to Availability and Placement Goals

Job Group: D1 - Other Student, Academic and Educational Services

Test: 80% Rule with Whole Person

Total Employees: 876

Total		
	FEMALE	MINORITY
Employees (#)	520	314
Employees (%)	59.4	35.8
Availability (%) Goal	63.0	26.4
Test: 80% Rule with Whole Person	NO	NO
Add'l Needed to Eliminate Problem Area (#)	0	0

Maricopa County Community College District

Snapshot Date: 09/30/2017

Comparison of Incumbency to Availability and Placement Goals

Job Group: E1 - Professionals - Non-faculty

Test: 80% Rule with Whole Person

Total Employees: 1,809

Total		
	FEMALE	MINORITY
Employees (#)	1,052	810
Employees (%)	58.2	44.8
Availability (%) Goal	61.6	39.2
Test: 80% Rule with Whole Person	NO	NO
Add'l Needed to Eliminate Problem Area (#)	0	0

Maricopa County Community College District

Snapshot Date: 09/30/2017

Comparison of Incumbency to Availability and Placement Goals

Job Group: F1 - Computer, Engineering & Related Technical Occupations

Test: 80% Rule with Whole Person

Total Employees: 268

Total		
	FEMALE	MINORITY
Employees (#)	77	66
Employees (%)	28.7	24.6
Availability (%) Goal	27.8	27.0
Test: 80% Rule with Whole Person	NO	NO
Add'l Needed to Eliminate Problem Area (#)	0	0

Maricopa County Community College District

Snapshot Date: 09/30/2017

Comparison of Incumbency to Availability and Placement Goals

Job Group: G1 - Athletics/Sports
Test: 80% Rule with Whole Person
Total Employees: 144

Total		
	FEMALE	MINORITY
Employees (#)	34	49
Employees (%)	23.6	34.0
Availability (%) Goal	30.8	24.8
Test: 80% Rule with Whole Person	YES	NO
Add'l Needed to Eliminate Problem Area (#)	1	0

Maricopa County Community College District

Snapshot Date: 09/30/2017

Comparison of Incumbency to Availability and Placement Goals

Job Group: G2 - Counseling/Social Service/Legal

Test: 80% Rule with Whole Person

Total Employees: 102

Total		
	FEMALE	MINORITY
Employees (#)	81	33
Employees (%)	79.4	32.4
Availability (%) Goal	68.5	48.1
Test: 80% Rule with Whole Person	NO	YES
Add'l Needed to Eliminate Problem Area (#)	0	6

Maricopa County Community College District

Snapshot Date: 09/30/2017

Comparison of Incumbency to Availability and Placement Goals

Job Group: G3 - Radio, TV and Other Media/Entertainment

Test: 80% Rule with Whole Person

Total Employees: 70

Total		
	FEMALE	MINORITY
Employees (#)	34	13
Employees (%)	48.6	18.6
Availability (%) Goal	49.3	31.8
Test: 80% Rule with Whole Person	NO	YES
Add'l Needed to Eliminate Problem Area (#)	0	4

Maricopa County Community College District

Snapshot Date: 09/30/2017

Comparison of Incumbency to Availability and Placement Goals

Job Group: H1 - Office/Admin Support
Test: 80% Rule with Whole Person
Total Employees: 929

Total		
	FEMALE	MINORITY
Employees (#)	738	452
Employees (%)	79.4	48.7
Availability (%) Goal	72.5	31.4
Test: 80% Rule with Whole Person	NO	NO
Add'l Needed to Eliminate Problem Area (#)	0	0

Maricopa County Community College District

Snapshot Date: 09/30/2017

Comparison of Incumbency to Availability and Placement Goals

Job Group: I1 - Maintenance/Construction
Test: 80% Rule with Whole Person
Total Employees: 100

Total		
	FEMALE	MINORITY
Employees (#)	5	33
Employees (%)	5.0	33.0
Availability (%) Goal	2.8	42.4
Test: 80% Rule with Whole Person	NO	NO
Add'l Needed to Eliminate Problem Area (#)	0	0

Maricopa County Community College District

Snapshot Date: 09/30/2017

Comparison of Incumbency to Availability and Placement Goals

Job Group: J1 - Production/Transportation
Test: 80% Rule with Whole Person
Total Employees: 2

Total		
	FEMALE	MINORITY
Employees (#)	0	0
Employees (%)	0.0	0.0
Availability (%) Goal	12.4	52.0
Test: 80% Rule with Whole Person	NO	NO
Add'l Needed to Eliminate Problem Area (#)	0	0

Maricopa County Community College District

Snapshot Date: 09/30/2017

Comparison of Incumbency to Availability and Placement Goals

Job Group: K1 - Service - Public Safety
Test: 80% Rule with Whole Person
Total Employees: 53

Total		
	FEMALE	MINORITY
Employees (#)	6	17
Employees (%)	11.3	32.1
Availability (%) Goal	28.1	25.0
Test: 80% Rule with Whole Person	YES	NO
Add'l Needed to Eliminate Problem Area (#)	5	0

Maricopa County Community College District

Snapshot Date: 09/30/2017

Comparison of Incumbency to Availability and Placement Goals

Job Group: K2 - Service - Facility/Grounds
Test: 80% Rule with Whole Person
Total Employees: 98

Total		
	FEMALE	MINORITY
Employees (#)	34	73
Employees (%)	34.7	74.5
Availability (%) Goal	23.8	72.7
Test: 80% Rule with Whole Person	NO	NO
Add'l Needed to Eliminate Problem Area (#)	0	0

Maricopa County Community College District

Snapshot Date: 09/30/2017

Comparison of Incumbency to Availability and Placement Goals

Job Group: K3 - Service - Other
Test: 80% Rule with Whole Person
Total Employees: 43

Total		
	FEMALE	MINORITY
Employees (#)	16	15
Employees (%)	37.2	34.9
Availability (%) Goal	43.4	26.3
Test: 80% Rule with Whole Person	NO	NO
Add'l Needed to Eliminate Problem Area (#)	0	0

**Maricopa County Community College District
Goals Progress**

Job Group	Representation as of Previous AAP				Goal/Availability from Previous AAP	Placements*			Achieved?
	Total Employees	Gender/Race Groups	#	%		Total Placements	#	%	
B4 - Faculty - Adjunct Summer Day	1,181	Females	701	59.4%	22.9%	0	0	0.0%	NO
		Minority	212	18.0%			0	0.0%	
B5 - Faculty - Adjunct Summer Evening	1,363	Females	887	65.1%	22.9%	0	0	0.0%	NO
		Minority	195	14.3%			0	0.0%	
G1 - Athletics/Sports	49	Females	12	24.5%	29.0%	7	3	42.9%	NO
		Minority	10	20.4%			1	14.3%	
G3 - Radio, TV and Other Media/Entertainment	24	Females	8	33.3%	33.4%	4	1	25.0%	NO
		Minority	4	16.7%			0	0.0%	
K1 - Service - Public Safety	60	Females	6	10.0%	28.6%	15	2	13.3%	NO
		Minority	22	36.7%			3	20.0%	

* Placements consist of hires and promotions into the target job group from 10/01/2016 to 09/30/2017

CHAPTER 7: DESIGNATION OF RESPONSIBILITY
41 C.F.R. § 60-2.17(a)

As part of its efforts to ensure equal employment opportunity to all individuals, Maricopa County Community College District has designated specific responsibilities to various staff to ensure the AAP focuses on all components of the employment system. To that end, the Chancellor, the Associate General Counsel, the Director of EEO/AA, and those employed as supervisors and managers have undertaken the responsibilities described below.

Chancellor

The primary responsibility and accountability for implementing the AAP rests with the Chancellor. This person is responsible, through the Associate General Counsel and the Director of EEO/AA for adherence to Maricopa County Community College District's policy of equal employment opportunity and affirmative action. This role includes, but is not limited to, the following duties:

1. Designate appropriate personnel with the responsibility for overseeing, administering, implementing, and monitoring Maricopa County Community College District's AAP. Ensure that these personnel are identified in writing by name and job title.
2. Ensure that those designated personnel responsible for all AAP components are given the necessary authority and top management support and staffing to successfully implement their assigned responsibilities.
3. Impart the personal direction that ensures total involvement and commitment to equal employment opportunity programs through Maricopa County Community College District's AAP.

Director of EEO/AA

The Director of EEO/AA is responsible for overall supervision of the AAP and ensures, through the department managers and supervisors, that all relevant policies and procedures are adhered to. Successful implementation of this program is a basis for evaluating the Director of EEO/AA's effective work performance. Responsibilities include, but are not limited to, the following:

1. Ensure that Maricopa County Community College District adheres to the stated policy of equal employment opportunity, and monitor the application of equal employment opportunity policies.
2. Ensure that the AAP is reviewed and updated annually in accordance with Maricopa County Community College District's stated policy.
3. Participate in periodic discussions with management, supervision, and all other employed personnel to ensure AAP and equal employment opportunity policies are

being followed.

4. Review the qualifications of all employees to ensure equitable opportunity, based on job-related employment practices, is given to all for transfers and promotions.
5. Conduct periodic audits of: 1) training programs and hiring and promotion patterns to remove impediments to the attainment of AAP goals and objectives, 2) facilities to ensure they are maintained for the use and benefit of all employees and integrated both in policy and practice, and 3) sponsored educational, training, recreational, and social activities to ensure that all employees are encouraged to participate in accordance with policies on non-discrimination.
6. Ensure that all new employees receive a special orientation to Maricopa County Community College District's equal employment opportunity policy and are thoroughly informed with regard to the AAP and its objectives.
7. Periodically analyze applicant flow to determine the mix of persons applying for employment by race/ethnic origin and gender.
8. Ensure that recruitment advertising is placed in minority and female-oriented publications, as applicable.
9. Review all job descriptions and specifications to ensure they are free of discriminatory provisions and artificial barriers. Ensure that all requirements are job-related, that they are realistic, and that they reflect the actual work requirements of the essential job duties.

Director of EEO/AA

The Director of EEO/AA is also responsible for ensuring the directives of the Chancellor are implemented. Duties include, but are not limited to, the following:

1. Provide direction to Maricopa County Community College District's employees, as necessary, to carry out all actions required to meet the Company's equal employment opportunity and affirmative action commitments.
2. Review, report on, and update Maricopa County Community College District's AAP at least on an annual basis in accordance with stated policy.
3. Responsible for the design and effective implementation of the AAP at all establishments.
4. Develop, implement, and maintain audit and reporting systems to measure effectiveness of equal employment opportunity programs, including those that will indicate the need for remedial action and determine the degree to which goals and objectives have been obtained.

5. Advise management in the modification and development of Maricopa County Community College District's policies to ensure the enhancement of equal employment opportunity for all employees and potential employees within existing equal employment opportunity guidelines.
6. Conduct periodic audits to ensure all required posters and those advertising Maricopa County Community College District's equal employment opportunity policies and AAP are displayed and that Maricopa County Community College District's equal employment opportunity and AAP policies are being thoroughly communicated.
7. Assist in review and revision of all policies, procedures, and rules to ensure they are not in violation of federal or state laws and regulations.

Managers and Supervisors

In their direct day-to-day contact with Maricopa County Community College District's employees, managers and supervisors have assumed certain responsibilities to help the Company ensure compliance with equal employment opportunity programs and effective implementation of the AAP. These include, but are not limited to, the following:

1. Aggressively adhere to Maricopa County Community College District's equal employment opportunity and affirmative action policy.
 - A. Support and assist the Director of EEO/AA in developing, maintaining, and successfully implementing the AAP.
 - B. Complete progress reports regarding the status of goal achievement.
 - C. Take action to prevent harassment of employees placed through affirmative action efforts.
2. Assign employees to significant jobs that might lead to greater personal growth and value, and counsel them with respect to what is needed for upward mobility within the employment structure.
3. Ensure that all interviews, offers of employment and/or wage commitments are consistent with Maricopa County Community College District's policy.
4. Implement the internal promotion and transfer of all employees under their supervision consistent with AAP goals and objectives.
5. Assist in identifying problem areas and provide needed information for establishing and meeting department affirmative action goals and objectives.

CHAPTER 8: IDENTIFICATION OF PROBLEM AREAS
41 C.F.R. § 60-2.17(b)

Terminology

The phrases “comparison of incumbency to availability,” and “problem area” appearing in this chapter are terms Maricopa County Community College District is required by government regulations to use. The criteria used in relation to these terms are those specified by the government. These terms have no independent legal or factual significance. Although Maricopa County Community College District will use the terms in good faith in connection with its AAP, such use does not necessarily signify the company agrees that these terms are properly applied to any particular factual situation and is not an admission of non-compliance with EEO laws, regulations, and objectives. Whenever the term “goal” is used, it is expressly intended that it “should not be used to discriminate against any applicant or employee because of race, color, religion, gender, or national origin,” as stated in Title 41 Code of Federal Regulations, Part 60-2.16(e).

In addition to comparing incumbency to availability within job groups, Maricopa County Community College District has conducted studies to identify problem areas in each of its selection procedures (i.e., hires, promotions, and terminations). Maricopa County Community College District will continue to monitor and update these studies during each AAP year. In each case where potential problem areas have been identified, affirmative actions, as appropriate, will be taken consistent with any of the action-oriented programs described in Chapter 9 of this AAP.

Goals are established within each of the job groups at no less than the current availability data for the job group.

41 C.F.R. § 60-2.17(b)(1): Workforce by Organizational Unit and Job Group

An analysis of minority and female distribution within each organizational unit was accomplished by a thorough investigation of the *Workforce Analysis*.

An analysis of minority and female utilization within each job group was accomplished by a thorough investigation of the *Comparison of Incumbency to Availability* reports.

41 C.F.R. § 60-2.17(b)(2): Personnel Activity

Applicant flow, hires, promotions, and terminations were analyzed by job group. An analysis of selection disparities in personnel activity between men/women and whites/minorities was accomplished by a thorough examination of transaction data. See the *Summary of Personnel Transactions Report* for each job group.

41 C.F.R. § 60-2.17(b)(3): Compensation Systems

Compensation analyses were conducted by comparing the salaries for men v. women, and whites v. minorities in each job title.

Maricopa County Community College District

Snapshot Date: 09/30/2017

Personnel Transactions Summary

Job Group: A1 - Executive Management

Transaction Dates: 10/01/2016 To 09/30/2017

	<i>Applicants</i>				<i>Hires</i>			<i>Terminations (I)</i>			<i>Terminations (V)</i>		
	Males	Females	UNKNOWN (GENDER)	TOTAL RACE	Males	Females	TOTAL RACE	Males	Females	TOTAL RACE	Males	Females	TOTAL RACE
White	12	4	0	16	0	1	1	0	0	0	1	0	1
Afr. Amer.	6	1	0	7	0	0	0	0	0	0	0	0	0
Hispanic	2	0	0	2	0	0	0	0	0	0	0	1	1
Asian	2	1	0	3	0	0	0	0	0	0	0	0	0
Nat. Amer.	2	0	0	2	0	0	0	0	0	0	0	0	0
NHOPI	3	0	0	3	0	0	0	0	0	0	0	0	0
Two or More	0	0	0	0	0	0	0	0	0	0	0	0	0
Unknown (Race)	0	0	0	0									
Total	27	6	0	33	0	1	1	0	0	0	1	1	2
Total Minority	15	2	0	17	0	0	0	0	0	0	0	1	1

	<i>Promotions From</i>			<i>Promotions Into</i>			<i>Promotions Within</i>		
	Males	Females	TOTAL RACE	Males	Females	TOTAL RACE	Males	Females	TOTAL RACE
White	0	0	0	4	5	9	3	2	5
Afr. Amer.	0	0	0	1	2	3	0	0	0
Hispanic	0	0	0	0	5	5	0	1	1
Asian	0	0	0	0	2	2	0	0	0
Nat. Amer.	0	0	0	0	0	0	0	0	0
NHOPI	0	0	0	0	0	0	0	0	0
Two or More	0	0	0	0	0	0	0	0	0
Total	0	0	0	5	14	19	3	3	6
Total Minority	0	0	0	1	9	10	0	1	1

Maricopa County Community College District

Snapshot Date: 09/30/2017

Personnel Transactions Summary

Job Group: A2 - Senior Management

Transaction Dates: 10/01/2016 To 09/30/2017

	<i>Applicants</i>				<i>Hires</i>			<i>Terminations (I)</i>			<i>Terminations (V)</i>		
	Males	Females	UNKNOWN (GENDER)	TOTAL RACE	Males	Females	TOTAL RACE	Males	Females	TOTAL RACE	Males	Females	TOTAL RACE
White	358	288	0	646	6	5	11	0	0	0	1	6	7
Afr. Amer.	84	100	0	184	1	0	1	0	0	0	1	1	2
Hispanic	68	73	0	141	1	2	3	0	0	0	0	0	0
Asian	19	15	0	34	1	0	1	0	0	0	0	0	0
Nat. Amer.	28	13	0	41	1	0	1	0	0	0	0	0	0
NHOPI	4	6	0	10	0	0	0	0	0	0	0	0	0
Two or More	0	0	0	0	0	0	0	0	0	0	0	0	0
Unknown (Race)	0	0	0	0									
Total	561	495	0	1056	10	7	17	0	0	0	2	7	9
Total Minority	203	207	0	410	4	2	6	0	0	0	1	1	2

	<i>Promotions From</i>			<i>Promotions Into</i>			<i>Promotions Within</i>		
	Males	Females	TOTAL RACE	Males	Females	TOTAL RACE	Males	Females	TOTAL RACE
White	4	7	11	11	13	24	0	3	3
Afr. Amer.	0	2	2	0	1	1	1	0	1
Hispanic	2	2	4	3	4	7	0	1	1
Asian	0	1	1	0	0	0	0	0	0
Nat. Amer.	0	0	0	0	0	0	0	0	0
NHOPI	0	0	0	0	0	0	0	0	0
Two or More	0	0	0	0	0	0	0	0	0
Total	6	12	18	14	18	32	1	4	5
Total Minority	2	5	7	3	5	8	1	1	2

Maricopa County Community College District

Snapshot Date: 09/30/2017

Personnel Transactions Summary

Job Group: A3 - Deans

Transaction Dates: 10/01/2016 To 09/30/2017

	<i>Applicants</i>				<i>Hires</i>			<i>Terminations (I)</i>			<i>Terminations (V)</i>		
	Males	Females	UNKNOWN (GENDER)	TOTAL RACE	Males	Females	TOTAL RACE	Males	Females	TOTAL RACE	Males	Females	TOTAL RACE
White	294	248	0	542	1	2	3	0	0	0	1	1	2
Afr. Amer.	87	68	0	155	0	0	0	0	0	0	0	0	0
Hispanic	47	32	0	79	1	3	4	0	0	0	0	0	0
Asian	21	12	0	33	0	0	0	0	0	0	0	0	0
Nat. Amer.	21	6	0	27	0	1	1	0	0	0	0	0	0
NHOPI	2	2	0	4	0	0	0	0	0	0	0	0	0
Two or More	0	0	0	0	0	0	0	0	0	0	0	0	0
Unknown (Race)	0	0	0	0									
Total	472	368	0	840	2	6	8	0	0	0	1	1	2
Total Minority	178	120	0	298	1	4	5	0	0	0	0	0	0

	<i>Promotions From</i>			<i>Promotions Into</i>			<i>Promotions Within</i>		
	Males	Females	TOTAL RACE	Males	Females	TOTAL RACE	Males	Females	TOTAL RACE
White	5	5	10	8	10	18	1	1	2
Afr. Amer.	1	2	3	0	6	6	0	0	0
Hispanic	0	5	5	1	7	8	2	0	2
Asian	0	2	2	0	1	1	0	0	0
Nat. Amer.	0	0	0	0	0	0	0	0	0
NHOPI	0	0	0	0	0	0	0	0	0
Two or More	0	0	0	0	0	0	0	0	0
Total	6	14	20	9	24	33	3	1	4
Total Minority	1	9	10	1	14	15	2	0	2

Maricopa County Community College District

Snapshot Date: 09/30/2017

Personnel Transactions Summary

Job Group: A4 - First/Mid-Level Management

Transaction Dates: 10/01/2016 To 09/30/2017

	<i>Applicants</i>				<i>Hires</i>			<i>Terminations (I)</i>			<i>Terminations (V)</i>		
	Males	Females	UNKNOWN (GENDER)	TOTAL RACE	Males	Females	TOTAL RACE	Males	Females	TOTAL RACE	Males	Females	TOTAL RACE
White	590	593	0	1183	16	14	30	0	0	0	2	6	8
Afr. Amer.	103	174	0	277	1	3	4	0	0	0	1	2	3
Hispanic	114	102	0	216	2	1	3	0	0	0	0	1	1
Asian	31	55	0	86	0	1	1	0	0	0	0	0	0
Nat. Amer.	25	30	0	55	0	0	0	0	0	0	0	0	0
NHOPI	7	8	0	15	0	0	0	0	0	0	0	0	0
Two or More	0	0	0	0	0	0	0	0	0	0	0	0	0
Unknown (Race)	0	0	0	0									
Total	870	962	0	1832	19	19	38	0	0	0	3	9	12
Total Minority	280	369	0	649	3	5	8	0	0	0	1	3	4

	<i>Promotions From</i>			<i>Promotions Into</i>			<i>Promotions Within</i>		
	Males	Females	TOTAL RACE	Males	Females	TOTAL RACE	Males	Females	TOTAL RACE
White	11	8	19	11	15	26	11	2	13
Afr. Amer.	0	1	1	0	3	3	1	2	3
Hispanic	0	2	2	0	9	9	1	1	2
Asian	0	0	0	0	2	2	0	0	0
Nat. Amer.	0	0	0	0	0	0	0	0	0
NHOPI	0	0	0	0	0	0	0	0	0
Two or More	0	0	0	0	0	0	0	0	0
Total	11	11	22	11	29	40	13	5	18
Total Minority	0	3	3	0	14	14	2	3	5

Maricopa County Community College District

Snapshot Date: 09/30/2017

Personnel Transactions Summary

Job Group: B1 - Faculty

Transaction Dates: 10/01/2016 To 09/30/2017

	<i>Applicants</i>				<i>Hires</i>			<i>Terminations (I)</i>			<i>Terminations (V)</i>		
	Males	Females	UNKNOWN (GENDER)	TOTAL RACE	Males	Females	TOTAL RACE	Males	Females	TOTAL RACE	Males	Females	TOTAL RACE
White	1,671	2,177	0	3848	45	58	103	1	0	1	32	34	66
Afr. Amer.	215	322	0	537	1	8	9	0	0	0	1	5	6
Hispanic	224	273	0	497	1	4	5	0	1	1	1	4	5
Asian	204	155	0	359	0	4	4	0	0	0	0	0	0
Nat. Amer.	53	78	0	131	0	0	0	0	0	0	0	1	1
NHOPI	12	9	0	21	0	0	0	0	0	0	1	0	1
Two or More	0	0	0	0	0	0	0	0	0	0	0	0	0
Unknown (Race)	0	0	0	0									
Total	2379	3014	0	5393	47	74	121	1	1	2	35	44	79
Total Minority	708	837	0	1545	2	16	18	0	1	1	3	10	13

	<i>Promotions From</i>			<i>Promotions Into</i>			<i>Promotions Within</i>		
	Males	Females	TOTAL RACE	Males	Females	TOTAL RACE	Males	Females	TOTAL RACE
White	5	9	14	49	67	116	2	2	4
Afr. Amer.	0	3	3	1	5	6	0	3	3
Hispanic	0	2	2	3	4	7	1	1	2
Asian	0	0	0	3	5	8	0	0	0
Nat. Amer.	0	0	0	0	1	1	0	0	0
NHOPI	0	0	0	1	0	1	0	0	0
Two or More	0	0	0	0	0	0	0	0	0
Total	5	14	19	57	82	139	3	6	9
Total Minority	0	5	5	8	15	23	1	4	5

Maricopa County Community College District

Snapshot Date: 09/30/2017

Personnel Transactions Summary

Job Group: B2 - Faculty - Adjunct Day

Transaction Dates: 10/01/2016 To 09/30/2017

	<i>Applicants</i>				<i>Hires</i>			<i>Terminations (I)</i>			<i>Terminations (V)</i>		
	Males	Females	UNKNOWN (GENDER)	TOTAL RACE	Males	Females	TOTAL RACE	Males	Females	TOTAL RACE	Males	Females	TOTAL RACE
White	937	1,634	0	2571	0	0	0	0	0	0	0	0	0
Afr. Amer.	131	289	0	420	0	0	0	0	0	0	0	0	0
Hispanic	195	196	0	391	0	0	0	0	0	0	0	0	0
Asian	90	102	0	192	0	0	0	0	0	0	0	0	0
Nat. Amer.	41	52	0	93	0	0	0	0	0	0	0	0	0
NHOPI	9	17	0	26	0	0	0	0	0	0	0	0	0
Two or More	0	0	0	0	0	0	0	0	0	0	0	0	0
Unknown (Race)	0	0	0	0									
Total	1403	2290	0	3693	0	0	0	0	0	0	0	0	0
Total Minority	466	656	0	1122	0	0	0	0	0	0	0	0	0

	<i>Promotions From</i>			<i>Promotions Into</i>			<i>Promotions Within</i>		
	Males	Females	TOTAL RACE	Males	Females	TOTAL RACE	Males	Females	TOTAL RACE
White	0	0	0	0	0	0	0	0	0
Afr. Amer.	0	0	0	0	0	0	0	0	0
Hispanic	0	0	0	0	0	0	0	0	0
Asian	0	0	0	0	0	0	0	0	0
Nat. Amer.	0	0	0	0	0	0	0	0	0
NHOPI	0	0	0	0	0	0	0	0	0
Two or More	0	0	0	0	0	0	0	0	0
Total	0	0	0	0	0	0	0	0	0
Total Minority	0	0	0	0	0	0	0	0	0

Maricopa County Community College District

Snapshot Date: 09/30/2017

Personnel Transactions Summary

Job Group: B3 - Faculty - Adjunct Evening

Transaction Dates: 10/01/2016 To 09/30/2017

	<i>Applicants</i>				<i>Hires</i>			<i>Terminations (I)</i>			<i>Terminations (V)</i>		
	Males	Females	UNKNOWN (GENDER)	TOTAL RACE	Males	Females	TOTAL RACE	Males	Females	TOTAL RACE	Males	Females	TOTAL RACE
White	0	0	0	0	0	0	0	0	0	0	0	0	0
Afr. Amer.	0	0	0	0	0	0	0	0	0	0	0	0	0
Hispanic	0	0	0	0	0	0	0	0	0	0	0	0	0
Asian	0	0	0	0	0	0	0	0	0	0	0	0	0
Nat. Amer.	0	0	0	0	0	0	0	0	0	0	0	0	0
NHOPI	0	0	0	0	0	0	0	0	0	0	0	0	0
Two or More	0	0	0	0	0	0	0	0	0	0	0	0	0
Unknown (Race)	0	0	0	0									
Total	0	0	0	0	0	0	0	0	0	0	0	0	0
Total Minority	0	0	0	0	0	0	0	0	0	0	0	0	0

	<i>Promotions From</i>			<i>Promotions Into</i>			<i>Promotions Within</i>		
	Males	Females	TOTAL RACE	Males	Females	TOTAL RACE	Males	Females	TOTAL RACE
White	0	0	0	0	0	0	0	0	0
Afr. Amer.	0	0	0	0	0	0	0	0	0
Hispanic	0	0	0	0	0	0	0	0	0
Asian	0	0	0	0	0	0	0	0	0
Nat. Amer.	0	0	0	0	0	0	0	0	0
NHOPI	0	0	0	0	0	0	0	0	0
Two or More	0	0	0	0	0	0	0	0	0
Total	0	0	0	0	0	0	0	0	0
Total Minority	0	0	0	0	0	0	0	0	0

Maricopa County Community College District

Snapshot Date: 09/30/2017

Personnel Transactions Summary

Job Group: B4 - Faculty - Adjunct Summer Day

Transaction Dates: 10/01/2016 To 09/30/2017

	<i>Applicants</i>				<i>Hires</i>			<i>Terminations (I)</i>			<i>Terminations (V)</i>		
	Males	Females	UNKNOWN (GENDER)	TOTAL RACE	Males	Females	TOTAL RACE	Males	Females	TOTAL RACE	Males	Females	TOTAL RACE
White	0	0	0	0	0	0	0	0	0	0	0	0	0
Afr. Amer.	0	0	0	0	0	0	0	0	0	0	0	0	0
Hispanic	0	0	0	0	0	0	0	0	0	0	0	0	0
Asian	0	0	0	0	0	0	0	0	0	0	0	0	0
Nat. Amer.	0	0	0	0	0	0	0	0	0	0	0	0	0
NHOPI	0	0	0	0	0	0	0	0	0	0	0	0	0
Two or More	0	0	0	0	0	0	0	0	0	0	0	0	0
Unknown (Race)	0	0	0	0									
Total	0	0	0	0	0	0	0	0	0	0	0	0	0
Total Minority	0	0	0	0	0	0	0	0	0	0	0	0	0

	<i>Promotions From</i>			<i>Promotions Into</i>			<i>Promotions Within</i>		
	Males	Females	TOTAL RACE	Males	Females	TOTAL RACE	Males	Females	TOTAL RACE
White	0	0	0	0	0	0	0	0	0
Afr. Amer.	0	0	0	0	0	0	0	0	0
Hispanic	0	0	0	0	0	0	0	0	0
Asian	0	0	0	0	0	0	0	0	0
Nat. Amer.	0	0	0	0	0	0	0	0	0
NHOPI	0	0	0	0	0	0	0	0	0
Two or More	0	0	0	0	0	0	0	0	0
Total	0	0	0	0	0	0	0	0	0
Total Minority	0	0	0	0	0	0	0	0	0

Maricopa County Community College District

Snapshot Date: 09/30/2017

Personnel Transactions Summary

Job Group: B5 - Faculty - Adjunct Summer Evening

Transaction Dates: 10/01/2016 To 09/30/2017

	<i>Applicants</i>				<i>Hires</i>			<i>Terminations (I)</i>			<i>Terminations (V)</i>		
	Males	Females	UNKNOWN (GENDER)	TOTAL RACE	Males	Females	TOTAL RACE	Males	Females	TOTAL RACE	Males	Females	TOTAL RACE
White	0	0	0	0	0	0	0	0	0	0	0	0	0
Afr. Amer.	0	0	0	0	0	0	0	0	0	0	0	0	0
Hispanic	0	0	0	0	0	0	0	0	0	0	0	0	0
Asian	0	0	0	0	0	0	0	0	0	0	0	0	0
Nat. Amer.	0	0	0	0	0	0	0	0	0	0	0	0	0
NHOPI	0	0	0	0	0	0	0	0	0	0	0	0	0
Two or More	0	0	0	0	0	0	0	0	0	0	0	0	0
Unknown (Race)	0	0	0	0									
Total	0	0	0	0	0	0	0	0	0	0	0	0	0
Total Minority	0	0	0	0	0	0	0	0	0	0	0	0	0

	<i>Promotions From</i>			<i>Promotions Into</i>			<i>Promotions Within</i>		
	Males	Females	TOTAL RACE	Males	Females	TOTAL RACE	Males	Females	TOTAL RACE
White	0	0	0	0	0	0	0	0	0
Afr. Amer.	0	0	0	0	0	0	0	0	0
Hispanic	0	0	0	0	0	0	0	0	0
Asian	0	0	0	0	0	0	0	0	0
Nat. Amer.	0	0	0	0	0	0	0	0	0
NHOPI	0	0	0	0	0	0	0	0	0
Two or More	0	0	0	0	0	0	0	0	0
Total	0	0	0	0	0	0	0	0	0
Total Minority	0	0	0	0	0	0	0	0	0

Maricopa County Community College District

Snapshot Date: 09/30/2017

Personnel Transactions Summary

Job Group: C1 - Librarians

Transaction Dates: 10/01/2016 To 09/30/2017

	<i>Applicants</i>				<i>Hires</i>			<i>Terminations (I)</i>			<i>Terminations (V)</i>		
	Males	Females	UNKNOWN (GENDER)	TOTAL RACE	Males	Females	TOTAL RACE	Males	Females	TOTAL RACE	Males	Females	TOTAL RACE
White	29	83	0	112	0	1	1	0	0	0	0	0	0
Afr. Amer.	0	1	0	1	0	0	0	0	0	0	0	0	0
Hispanic	3	10	0	13	0	1	1	0	0	0	0	1	1
Asian	4	3	0	7	0	0	0	0	0	0	0	1	1
Nat. Amer.	0	2	0	2	0	0	0	0	0	0	0	0	0
NHOPI	0	0	0	0	0	0	0	0	0	0	0	0	0
Two or More	0	0	0	0	0	0	0	0	0	0	0	0	0
Unknown (Race)	0	0	0	0									
Total	36	99	0	135	0	2	2	0	0	0	0	2	2
Total Minority	7	16	0	23	0	1	1	0	0	0	0	2	2

	<i>Promotions From</i>			<i>Promotions Into</i>			<i>Promotions Within</i>		
	Males	Females	TOTAL RACE	Males	Females	TOTAL RACE	Males	Females	TOTAL RACE
White	0	0	0	0	1	1	0	1	1
Afr. Amer.	0	0	0	0	0	0	0	0	0
Hispanic	0	0	0	0	1	1	0	0	0
Asian	0	0	0	0	0	0	0	0	0
Nat. Amer.	0	0	0	0	0	0	0	0	0
NHOPI	0	0	0	0	0	0	0	0	0
Two or More	0	0	0	0	0	0	0	0	0
Total	0	0	0	0	2	2	0	1	1
Total Minority	0	0	0	0	1	1	0	0	0

Maricopa County Community College District

Snapshot Date: 09/30/2017

Personnel Transactions Summary

Job Group: D1 - Other Student, Academic and Educational Services

Transaction Dates: 10/01/2016 To 09/30/2017

	<i>Applicants</i>				<i>Hires</i>			<i>Terminations (I)</i>			<i>Terminations (V)</i>		
	Males	Females	UNKNOWN (GENDER)	TOTAL RACE	Males	Females	TOTAL RACE	Males	Females	TOTAL RACE	Males	Females	TOTAL RACE
White	234	369	0	603	7	7	14	0	0	0	0	4	4
Afr. Amer.	43	80	0	123	2	4	6	0	0	0	0	0	0
Hispanic	46	96	0	142	0	6	6	0	0	0	0	2	2
Asian	32	39	0	71	0	0	0	0	0	0	0	0	0
Nat. Amer.	16	35	0	51	0	0	0	0	0	0	0	0	0
NHOPI	1	0	0	1	0	0	0	0	0	0	0	0	0
Two or More	0	0	0	0	0	0	0	0	0	0	0	0	0
Unknown (Race)	0	0	0	0									
Total	372	619	0	991	9	17	26	0	0	0	0	6	6
Total Minority	138	250	0	388	2	10	12	0	0	0	0	2	2

	<i>Promotions From</i>			<i>Promotions Into</i>			<i>Promotions Within</i>		
	Males	Females	TOTAL RACE	Males	Females	TOTAL RACE	Males	Females	TOTAL RACE
White	2	4	6	4	9	13	0	1	1
Afr. Amer.	0	0	0	2	0	2	0	2	2
Hispanic	0	2	2	0	6	6	0	1	1
Asian	0	1	1	0	0	0	0	0	0
Nat. Amer.	0	0	0	0	0	0	0	0	0
NHOPI	0	0	0	0	0	0	0	0	0
Two or More	0	0	0	0	0	0	0	0	0
Total	2	7	9	6	15	21	0	4	4
Total Minority	0	3	3	2	6	8	0	3	3

Maricopa County Community College District

Snapshot Date: 09/30/2017

Personnel Transactions Summary

Job Group: E1 - Professionals - Non-faculty

Transaction Dates: 10/01/2016 To 09/30/2017

	<i>Applicants</i>				<i>Hires</i>			<i>Terminations (I)</i>			<i>Terminations (V)</i>		
	Males	Females	UNKNOWN (GENDER)	TOTAL RACE	Males	Females	TOTAL RACE	Males	Females	TOTAL RACE	Males	Females	TOTAL RACE
White	1,387	2,185	0	3572	41	52	93	0	1	1	653	740	1393
Afr. Amer.	287	596	0	883	3	12	15	1	0	1	90	95	185
Hispanic	379	683	0	1062	6	23	29	0	0	0	178	199	377
Asian	137	244	0	381	1	5	6	0	0	0	38	55	93
Nat. Amer.	125	164	0	289	3	2	5	0	0	0	22	35	57
NHOPI	29	26	0	55	0	0	0	0	0	0	12	6	18
Two or More	0	0	0	0	0	0	0	0	0	0	0	0	0
Unknown (Race)	0	0	0	0									
Total	2344	3898	0	6242	54	94	148	1	1	2	993	1130	2123
Total Minority	957	1713	0	2670	13	42	55	1	0	1	340	390	730

	<i>Promotions From</i>			<i>Promotions Into</i>			<i>Promotions Within</i>		
	Males	Females	TOTAL RACE	Males	Females	TOTAL RACE	Males	Females	TOTAL RACE
White	87	138	225	14	33	47	12	29	41
Afr. Amer.	7	16	23	0	5	5	6	1	7
Hispanic	20	59	79	4	27	31	1	5	6
Asian	5	6	11	0	4	4	1	0	1
Nat. Amer.	3	9	12	4	0	4	1	5	6
NHOPI	1	0	1	0	0	0	0	0	0
Two or More	0	0	0	0	0	0	0	0	0
Total	123	228	351	22	69	91	21	40	61
Total Minority	36	90	126	8	36	44	9	11	20

Maricopa County Community College District

Snapshot Date: 09/30/2017

Personnel Transactions Summary

Job Group: F1 - Computer, Engineering & Related Technical Occupations

Transaction Dates: 10/01/2016 To 09/30/2017

	<i>Applicants</i>				<i>Hires</i>			<i>Terminations (I)</i>			<i>Terminations (V)</i>		
	Males	Females	UNKNOWN (GENDER)	TOTAL RACE	Males	Females	TOTAL RACE	Males	Females	TOTAL RACE	Males	Females	TOTAL RACE
White	472	135	0	607	19	8	27	1	0	1	4	4	8
Afr. Amer.	81	14	0	95	1	0	1	0	0	0	1	0	1
Hispanic	101	52	0	153	3	4	7	0	0	0	4	0	4
Asian	67	76	0	143	1	5	6	0	0	0	1	1	2
Nat. Amer.	40	10	0	50	3	0	3	0	0	0	1	0	1
NHOPI	11	1	0	12	0	0	0	0	0	0	0	0	0
Two or More	0	0	0	0	0	0	0	0	0	0	0	0	0
Unknown (Race)	0	0	0	0									
Total	772	288	0	1060	27	17	44	1	0	1	11	5	16
Total Minority	300	153	0	453	8	9	17	0	0	0	7	1	8

	<i>Promotions From</i>			<i>Promotions Into</i>			<i>Promotions Within</i>		
	Males	Females	TOTAL RACE	Males	Females	TOTAL RACE	Males	Females	TOTAL RACE
White	8	9	17	9	5	14	7	3	10
Afr. Amer.	0	1	1	1	0	1	0	0	0
Hispanic	1	1	2	1	3	4	5	0	5
Asian	0	2	2	1	0	1	0	0	0
Nat. Amer.	0	0	0	1	0	1	1	0	1
NHOPI	0	0	0	0	0	0	0	0	0
Two or More	0	0	0	0	0	0	0	0	0
Total	9	13	22	13	8	21	13	3	16
Total Minority	1	4	5	4	3	7	6	0	6

Maricopa County Community College District

Snapshot Date: 09/30/2017

Personnel Transactions Summary

Job Group: G1 - Athletics/Sports

Transaction Dates: 10/01/2016 To 09/30/2017

	<i>Applicants</i>				<i>Hires</i>			<i>Terminations (I)</i>			<i>Terminations (V)</i>		
	Males	Females	UNKNOWN (GENDER)	TOTAL RACE	Males	Females	TOTAL RACE	Males	Females	TOTAL RACE	Males	Females	TOTAL RACE
White	52	17	0	69	1	1	2	0	0	0	2	2	4
Afr. Amer.	27	2	0	29	0	0	0	0	0	0	0	0	0
Hispanic	8	0	0	8	0	0	0	0	0	0	1	0	1
Asian	0	1	0	1	0	0	0	0	0	0	0	0	0
Nat. Amer.	0	1	0	1	0	0	0	0	0	0	0	0	0
NHOPI	0	1	0	1	0	0	0	0	0	0	0	0	0
Two or More	0	0	0	0	0	0	0	0	0	0	0	0	0
Unknown (Race)	0	0	0	0									
Total	87	22	0	109	1	1	2	0	0	0	3	2	5
Total Minority	35	5	0	40	0	0	0	0	0	0	1	0	1

	<i>Promotions From</i>			<i>Promotions Into</i>			<i>Promotions Within</i>		
	Males	Females	TOTAL RACE	Males	Females	TOTAL RACE	Males	Females	TOTAL RACE
White	0	0	0	2	2	4	0	0	0
Afr. Amer.	0	0	0	0	0	0	0	0	0
Hispanic	0	0	0	1	0	1	0	0	0
Asian	0	0	0	0	0	0	1	0	1
Nat. Amer.	0	0	0	0	0	0	0	0	0
NHOPI	0	0	0	0	0	0	0	0	0
Two or More	0	0	0	0	0	0	0	0	0
Total	0	0	0	3	2	5	1	0	1
Total Minority	0	0	0	1	0	1	1	0	1

Maricopa County Community College District

Snapshot Date: 09/30/2017

Personnel Transactions Summary

Job Group: G2 - Counseling/Social Service/Legal

Transaction Dates: 10/01/2016 To 09/30/2017

	<i>Applicants</i>				<i>Hires</i>			<i>Terminations (I)</i>			<i>Terminations (V)</i>		
	Males	Females	UNKNOWN (GENDER)	TOTAL RACE	Males	Females	TOTAL RACE	Males	Females	TOTAL RACE	Males	Females	TOTAL RACE
White	111	369	0	480	1	1	2	0	0	0	1	2	3
Afr. Amer.	41	111	0	152	0	0	0	0	0	0	0	1	1
Hispanic	48	77	0	125	0	0	0	0	0	0	0	1	1
Asian	5	17	0	22	0	0	0	0	0	0	0	0	0
Nat. Amer.	11	17	0	28	0	0	0	0	0	0	0	0	0
NHOPI	4	2	0	6	0	0	0	0	0	0	0	0	0
Two or More	0	0	0	0	0	0	0	0	0	0	0	0	0
Unknown (Race)	0	0	0	0									
Total	220	593	0	813	1	1	2	0	0	0	1	4	5
Total Minority	109	224	0	333	0	0	0	0	0	0	0	2	2

	<i>Promotions From</i>			<i>Promotions Into</i>			<i>Promotions Within</i>		
	Males	Females	TOTAL RACE	Males	Females	TOTAL RACE	Males	Females	TOTAL RACE
White	1	1	2	1	2	3	0	0	0
Afr. Amer.	0	1	1	0	1	1	0	0	0
Hispanic	0	0	0	0	2	2	0	0	0
Asian	0	0	0	0	0	0	0	0	0
Nat. Amer.	0	0	0	0	0	0	0	0	0
NHOPI	0	0	0	0	0	0	0	0	0
Two or More	0	0	0	0	0	0	0	0	0
Total	1	2	3	1	5	6	0	0	0
Total Minority	0	1	1	0	3	3	0	0	0

Maricopa County Community College District

Snapshot Date: 09/30/2017

Personnel Transactions Summary

Job Group: G3 - Radio, TV and Other Media/Entertainment

Transaction Dates: 10/01/2016 To 09/30/2017

	<i>Applicants</i>				<i>Hires</i>			<i>Terminations (I)</i>			<i>Terminations (V)</i>		
	Males	Females	UNKNOWN (GENDER)	TOTAL RACE	Males	Females	TOTAL RACE	Males	Females	TOTAL RACE	Males	Females	TOTAL RACE
White	17	5	0	22	2	1	3	0	0	0	0	1	1
Afr. Amer.	0	1	0	1	0	0	0	0	0	0	0	1	1
Hispanic	4	1	0	5	0	0	0	0	0	0	0	0	0
Asian	0	0	0	0	0	0	0	0	0	0	0	0	0
Nat. Amer.	1	0	0	1	0	0	0	0	0	0	0	0	0
NHOPI	0	0	0	0	0	0	0	0	0	0	0	0	0
Two or More	0	0	0	0	0	0	0	0	0	0	0	0	0
Unknown (Race)	0	0	0	0									
Total	22	7	0	29	2	1	3	0	0	0	0	2	2
Total Minority	5	2	0	7	0	0	0	0	0	0	0	1	1

	<i>Promotions From</i>			<i>Promotions Into</i>			<i>Promotions Within</i>		
	Males	Females	TOTAL RACE	Males	Females	TOTAL RACE	Males	Females	TOTAL RACE
White	7	0	7	1	0	1	1	0	1
Afr. Amer.	0	0	0	0	0	0	0	0	0
Hispanic	0	0	0	0	0	0	0	0	0
Asian	0	0	0	0	0	0	0	0	0
Nat. Amer.	0	0	0	0	0	0	0	0	0
NHOPI	0	0	0	0	0	0	0	0	0
Two or More	0	0	0	0	0	0	0	0	0
Total	7	0	7	1	0	1	1	0	1
Total Minority	0	0	0	0	0	0	0	0	0

Maricopa County Community College District

Snapshot Date: 09/30/2017

Personnel Transactions Summary

Job Group: H1 - Office/Admin Support

Transaction Dates: 10/01/2016 To 09/30/2017

	<i>Applicants</i>				<i>Hires</i>			<i>Terminations (I)</i>			<i>Terminations (V)</i>		
	Males	Females	UNKNOWN (GENDER)	TOTAL RACE	Males	Females	TOTAL RACE	Males	Females	TOTAL RACE	Males	Females	TOTAL RACE
White	2,213	5,336	0	7549	44	100	144	0	1	1	5	19	24
Afr. Amer.	572	1,343	0	1915	10	25	35	0	0	0	4	6	10
Hispanic	774	2,180	0	2954	17	70	87	2	0	2	4	11	15
Asian	231	439	0	670	3	8	11	0	0	0	1	2	3
Nat. Amer.	205	563	0	768	4	12	16	0	0	0	0	2	2
NHOPI	39	119	0	158	0	1	1	0	0	0	0	0	0
Two or More	0	0	0	0	0	0	0	0	0	0	0	0	0
Unknown (Race)	0	0	0	0									
Total	4034	9980	0	14014	78	216	294	2	1	3	14	40	54
Total Minority	1821	4644	0	6465	34	116	150	2	0	2	9	21	30

	<i>Promotions From</i>			<i>Promotions Into</i>			<i>Promotions Within</i>		
	Males	Females	TOTAL RACE	Males	Females	TOTAL RACE	Males	Females	TOTAL RACE
White	13	31	44	31	48	79	15	67	82
Afr. Amer.	3	5	8	4	8	12	2	11	13
Hispanic	4	31	35	8	36	44	20	57	77
Asian	0	7	7	1	5	6	0	4	4
Nat. Amer.	5	0	5	2	8	10	0	6	6
NHOPI	0	0	0	0	0	0	0	1	1
Two or More	0	0	0	0	0	0	0	0	0
Total	25	74	99	46	105	151	37	146	183
Total Minority	12	43	55	15	57	72	22	79	101

Maricopa County Community College District

Snapshot Date: 09/30/2017

Personnel Transactions Summary

Job Group: I1 - Maintenance/Construction

Transaction Dates: 10/01/2016 To 09/30/2017

	<i>Applicants</i>				<i>Hires</i>			<i>Terminations (I)</i>			<i>Terminations (V)</i>		
	Males	Females	UNKNOWN (GENDER)	TOTAL RACE	Males	Females	TOTAL RACE	Males	Females	TOTAL RACE	Males	Females	TOTAL RACE
White	152	0	0	152	12	0	12	1	0	1	0	0	0
Afr. Amer.	32	0	0	32	0	0	0	0	0	0	0	0	0
Hispanic	51	0	0	51	5	0	5	0	0	0	1	1	2
Asian	5	0	0	5	0	0	0	0	0	0	0	0	0
Nat. Amer.	20	3	0	23	0	0	0	0	0	0	0	0	0
NHOPI	1	0	0	1	0	0	0	0	0	0	0	0	0
Two or More	0	0	0	0	0	0	0	0	0	0	0	0	0
Unknown (Race)	0	0	0	0									
Total	261	3	0	264	17	0	17	1	0	1	1	1	2
Total Minority	109	3	0	112	5	0	5	0	0	0	1	1	2

	<i>Promotions From</i>			<i>Promotions Into</i>			<i>Promotions Within</i>		
	Males	Females	TOTAL RACE	Males	Females	TOTAL RACE	Males	Females	TOTAL RACE
White	1	0	1	2	1	3	7	0	7
Afr. Amer.	0	0	0	0	0	0	0	0	0
Hispanic	0	0	0	3	0	3	2	0	2
Asian	0	0	0	0	0	0	0	0	0
Nat. Amer.	0	0	0	0	0	0	0	0	0
NHOPI	0	0	0	0	0	0	0	0	0
Two or More	0	0	0	0	0	0	0	0	0
Total	1	0	1	5	1	6	9	0	9
Total Minority	0	0	0	3	0	3	2	0	2

Maricopa County Community College District

Snapshot Date: 09/30/2017

Personnel Transactions Summary

Job Group: J1 - Production/Transportation

Transaction Dates: 10/01/2016 To 09/30/2017

	<i>Applicants</i>				<i>Hires</i>			<i>Terminations (I)</i>			<i>Terminations (V)</i>		
	Males	Females	UNKNOWN (GENDER)	TOTAL RACE	Males	Females	TOTAL RACE	Males	Females	TOTAL RACE	Males	Females	TOTAL RACE
White	6	0	0	6	0	0	0	0	0	0	0	0	0
Afr. Amer.	0	0	0	0	0	0	0	0	0	0	0	0	0
Hispanic	0	0	0	0	0	0	0	0	0	0	0	0	0
Asian	1	1	0	2	0	0	0	0	0	0	0	0	0
Nat. Amer.	0	0	0	0	0	0	0	0	0	0	0	0	0
NHOPI	0	0	0	0	0	0	0	0	0	0	0	0	0
Two or More	0	0	0	0	0	0	0	0	0	0	0	0	0
Unknown (Race)	0	0	0	0									
Total	7	1	0	8	0	0	0	0	0	0	0	0	0
Total Minority	1	1	0	2	0	0	0	0	0	0	0	0	0

	<i>Promotions From</i>			<i>Promotions Into</i>			<i>Promotions Within</i>		
	Males	Females	TOTAL RACE	Males	Females	TOTAL RACE	Males	Females	TOTAL RACE
White	1	0	1	1	0	1	0	0	0
Afr. Amer.	0	0	0	0	0	0	0	0	0
Hispanic	0	0	0	0	0	0	0	0	0
Asian	0	0	0	0	0	0	0	0	0
Nat. Amer.	0	0	0	0	0	0	0	0	0
NHOPI	0	0	0	0	0	0	0	0	0
Two or More	0	0	0	0	0	0	0	0	0
Total	1	0	1	1	0	1	0	0	0
Total Minority	0	0	0	0	0	0	0	0	0

Maricopa County Community College District

Snapshot Date: 09/30/2017

Personnel Transactions Summary

Job Group: K1 - Service - Public Safety

Transaction Dates: 10/01/2016 To 09/30/2017

	<i>Applicants</i>				<i>Hires</i>			<i>Terminations (I)</i>			<i>Terminations (V)</i>		
	Males	Females	UNKNOWN (GENDER)	TOTAL RACE	Males	Females	TOTAL RACE	Males	Females	TOTAL RACE	Males	Females	TOTAL RACE
White	201	25	0	226	8	2	10	0	0	0	2	0	2
Afr. Amer.	75	14	0	89	1	0	1	0	0	0	0	0	0
Hispanic	74	9	0	83	1	0	1	0	0	0	0	0	0
Asian	1	0	0	1	0	0	0	0	0	0	0	0	0
Nat. Amer.	11	2	0	13	0	0	0	0	0	0	2	0	2
NHOPI	2	0	0	2	0	0	0	0	0	0	0	0	0
Two or More	0	0	0	0	0	0	0	0	0	0	0	0	0
Unknown (Race)	0	0	0	0									
Total	364	50	0	414	10	2	12	0	0	0	4	0	4
Total Minority	163	25	0	188	2	0	2	0	0	0	2	0	2

	<i>Promotions From</i>			<i>Promotions Into</i>			<i>Promotions Within</i>		
	Males	Females	TOTAL RACE	Males	Females	TOTAL RACE	Males	Females	TOTAL RACE
White	3	0	3	2	0	2	1	0	1
Afr. Amer.	0	0	0	1	0	1	0	0	0
Hispanic	0	0	0	0	0	0	0	0	0
Asian	0	0	0	0	0	0	0	0	0
Nat. Amer.	0	0	0	0	0	0	0	0	0
NHOPI	0	0	0	0	0	0	0	0	0
Two or More	0	0	0	0	0	0	0	0	0
Total	3	0	3	3	0	3	1	0	1
Total Minority	0	0	0	1	0	1	0	0	0

Maricopa County Community College District

Snapshot Date: 09/30/2017

Personnel Transactions Summary

Job Group: K2 - Service - Facility/Grounds

Transaction Dates: 10/01/2016 To 09/30/2017

	<i>Applicants</i>				<i>Hires</i>			<i>Terminations (I)</i>			<i>Terminations (V)</i>		
	Males	Females	UNKNOWN (GENDER)	TOTAL RACE	Males	Females	TOTAL RACE	Males	Females	TOTAL RACE	Males	Females	TOTAL RACE
White	132	26	0	158	3	1	4	0	0	0	2	2	4
Afr. Amer.	57	10	0	67	2	0	2	0	0	0	0	0	0
Hispanic	70	17	0	87	4	0	4	0	0	0	0	0	0
Asian	10	0	0	10	0	0	0	0	0	0	0	1	1
Nat. Amer.	15	3	0	18	0	0	0	0	0	0	0	1	1
NHOPI	4	0	0	4	0	0	0	0	0	0	0	0	0
Two or More	0	0	0	0	0	0	0	0	0	0	0	0	0
Unknown (Race)	0	0	0	0									
Total	288	56	0	344	9	1	10	0	0	0	2	4	6
Total Minority	156	30	0	186	6	0	6	0	0	0	0	2	2

	<i>Promotions From</i>			<i>Promotions Into</i>			<i>Promotions Within</i>		
	Males	Females	TOTAL RACE	Males	Females	TOTAL RACE	Males	Females	TOTAL RACE
White	4	0	4	2	1	3	2	0	2
Afr. Amer.	0	0	0	1	0	1	1	0	1
Hispanic	2	0	2	5	0	5	0	0	0
Asian	0	0	0	0	0	0	0	0	0
Nat. Amer.	0	0	0	1	0	1	0	0	0
NHOPI	0	0	0	0	0	0	0	0	0
Two or More	0	0	0	0	0	0	0	0	0
Total	6	0	6	9	1	10	3	0	3
Total Minority	2	0	2	7	0	7	1	0	1

Maricopa County Community College District

Snapshot Date: 09/30/2017

Personnel Transactions Summary

Job Group: K3 - Service - Other

Transaction Dates: 10/01/2016 To 09/30/2017

	<i>Applicants</i>				<i>Hires</i>			<i>Terminations (I)</i>			<i>Terminations (V)</i>		
	Males	Females	UNKNOWN (GENDER)	TOTAL RACE	Males	Females	TOTAL RACE	Males	Females	TOTAL RACE	Males	Females	TOTAL RACE
White	12	8	0	20	0	0	0	0	0	0	0	0	0
Afr. Amer.	3	1	0	4	0	0	0	0	0	0	0	0	0
Hispanic	3	0	0	3	0	0	0	0	0	0	0	0	0
Asian	0	1	0	1	0	0	0	0	0	0	0	0	0
Nat. Amer.	0	0	0	0	0	0	0	0	0	0	0	0	0
NHOPI	2	1	0	3	0	0	0	0	0	0	0	0	0
Two or More	0	0	0	0	0	0	0	0	0	0	0	0	0
Unknown (Race)	0	0	0	0									
Total	20	11	0	31	0	0	0	0	0	0	0	0	0
Total Minority	8	3	0	11	0	0	0	0	0	0	0	0	0

	<i>Promotions From</i>			<i>Promotions Into</i>			<i>Promotions Within</i>		
	Males	Females	TOTAL RACE	Males	Females	TOTAL RACE	Males	Females	TOTAL RACE
White	0	0	0	0	0	0	0	0	0
Afr. Amer.	0	0	0	0	0	0	0	0	0
Hispanic	0	0	0	0	0	0	0	0	0
Asian	0	0	0	0	0	0	0	0	0
Nat. Amer.	0	0	0	0	0	0	0	0	0
NHOPI	0	0	0	0	0	0	0	0	0
Two or More	0	0	0	0	0	0	0	0	0
Total	0	0	0	0	0	0	0	0	0
Total Minority	0	0	0	0	0	0	0	0	0

CHAPTER 9: ACTION-ORIENTED PROGRAMS
41 C.F.R. § 60-2.17(c)

Maricopa County Community College District tailors our action-oriented programs each year to ensure they are specific to the problem identified.

Action-Oriented Program:

The Action-Oriented Programs designed to address the underutilization of women and minorities are listed below. These Action-Oriented Programs will be carried-out throughout the AAP year. The Director of EEO/AA, with the help of the managers, will be responsible in ensuring that the following are implemented.

Recruitment:

1. Maricopa County Community College District will continue to place advertisements on job opportunities through local job service offices.
2. Due to the extensive technical education and experience required for some positions, Maricopa County Community College District will also continue to place job opportunity announcements in the company website, and in national job posting resources when appropriate.
3. Advertisements and newsletters will always carry the Equal Employment Opportunity clause.
4. Minority and female applicants will be considered for all positions for which they are qualified.
5. Maricopa County Community College District will participate in job fairs if there are sufficient numbers of openings to warrant participation.
6. Maricopa County Community College District will continue to recruit at colleges and universities. Maricopa County Community College District targets universities based in part on the high-level of diversity of its student body.

Job Specifications/Selection Process:

1. Develop position descriptions that accurately reflect position functions, and are consistent for the same position from one location to another.
2. Develop job or worker specifications that contain academic, experience, and skill requirements that do not constitute inadvertent discrimination. Develop specifications that are free from bias with regard to age, race, color, religion, national origin, disability or veteran status.

3. Approved position specifications and worker specifications will be made available to all members of management involved in the recruiting, screening, selection, and promotion process. Copies may also be made available to recruiting sources.
4. Maricopa County Community College District will continue to use only worker specifications that include job-related criteria.
5. Maricopa County Community College District will continue to carefully select and counsel all personnel involved in the recruiting, screening, selection, promotion, disciplinary, and related processes to eliminate bias in all personnel actions.

Job Advancement:

1. Maricopa County Community College District will continue to post or announce job opportunities. Maricopa County Community College District's Job Posting Policy System requires postings of all positions up to the Senior Management level.
2. Maricopa County Community College District will continue to make use of the inventory of our current employee skills, when completed, to determine academic, skill, and experience level of individual employees.
3. Review seniority practices to ensure such practices are non-discriminatory and do not have discriminatory effect.
4. All employees are actively encouraged to participate in facilities and company-sponsored social and recreational activities.

CHAPTER 10: INTERNAL AUDIT AND REPORTING
41 C.F.R. § 60-2.17(d)

Inherent in the AAP is the need for periodic self-assessment of problems encountered, corrective action taken, and progress made. Self-evaluation requires complex record keeping systems on applicants, employees, and components of the AAP itself. Periodic reports from supervisors, department managers, the Director of EEO/AA, and other relevant persons are required.

The objective of all record keeping systems to be implemented is to assess the results of past actions, trends, the appropriateness of goals and objectives, the appropriateness and relevancy of identified solutions to problems, and the adequacy of the Plan as a whole. In addition, a further objective is to identify the proper corrective actions to be made to all components.

In order to fully achieve the objectives of such a record keeping system, the results of it must lead to follow-up through feedback to managers, supervisors, and staff, through reallocation of resources, through modifications to plans and the record keeping system itself, through appropriate recognition of personal achievements as well as punitive actions for discriminatory acts. For any identified deficiencies, appropriate corrective action will be identified and implemented.

The records that are maintained are the basis for updating the affirmative action plan, including revising the availability data and establishing annual numerical goals. The internal audit and reporting system is used as the basis for evaluating systemic, results-oriented programs and affirmative action efforts.

The Maricopa County Community College District auditing and reporting system periodically measures the effectiveness of its total affirmative action program. The Director of EEO/AA:

1. Monitors records of all personnel activity, including referrals, placements, transfers, promotions, terminations, and compensation, at all levels to ensure the nondiscriminatory policy is carried out;
2. Requires internal reporting on a scheduled basis as to the degree to which equal employment opportunity and organizational objectives are attained;
3. Reviews report results with all levels of management; and
4. Advises top management of program effectiveness and submit recommendations to improve unsatisfactory performance.

MARICOPA COUNTY COMMUNITY COLLEGE DISTRICT

**PART II: AFFIRMATIVE ACTION PLAN FOR PROTECTED VETERANS AND
INDIVIDUALS WITH DISABILITIES**

FOR

OCTOBER 1, 2017 - SEPTEMBER 30, 2018

PART II

AAP FOR PROTECTED VETERANS AND INDIVIDUALS WITH DISABILITIES

TABLE OF CONTENTS

CHAPTER A:	POLICY STATEMENT 41 C.F.R. §§ 60-300.44(a); 60-741.44(a)
CHAPTER B:	REVIEW OF PERSONNEL PROCESSES 41 C.F.R. §§ 60-300.44(b); 60-741.44(b)
CHAPTER C:	PHYSICAL AND MENTAL QUALIFICATIONS 41 C.F.R. §§ 60-300.44(c); 60-741.44(c)
CHAPTER D:	REASONABLE ACCOMMODATION TO PHYSICAL AND MENTAL LIMITATIONS 41 C.F.R. §§ 60-300.44(d); 60-741.44(d)
CHAPTER E:	HARASSMENT 41 C.F.R. §§ 60-300.44(e); 60-741.44(e)
CHAPTER F:	EXTERNAL DISSEMINATION OF POLICY, OUTREACH AND POSITIVE RECRUITMENT 41 C.F.R. §§ 60-300.44(f); 60-741.44(f)
CHAPTER G:	INTERNAL DISSEMINATION OF POLICY 41 C.F.R. §§ 60-300.44(g); 60-741.44(g)
CHAPTER H:	AUDIT AND REPORTING SYSTEM 41 C.F.R. §§ 60-300.44(h); 60-741.44(h)
CHAPTER I:	RESPONSIBILITY FOR IMPLEMENTATION 41 C.F.R. §§ 60-300.44(i); 60-741.44(i)
CHAPTER J:	TRAINING 41 C.F.R. §§ 60-300.44(j); 60-741.44(j)
CHAPTER K:	DATA COLLECTION ANALYSIS 41 C.F.R. §§ 60-300.44(k); 60-741.44(k)
CHAPTER L:	COMPENSATION 41 C.F.R. §§ 60-300.21(i); 60-741.21(i)

CHAPTER A: POLICY STATEMENT
41 C.F.R. §§ 60-300.44(a); 60-741.44(a)

It is the policy of Maricopa County Community College District and my personal commitment that equal employment opportunity be provided in the employment and advancement for all persons regardless of race, religion, color, national origin, sex, age, sexual orientation/gender identity and status as a protected veteran or individual with a disability at all levels of employment, including the executive level. Maricopa County Community College District does not and will not discriminate against any applicant or employee regardless of race, religion, color, national origin, sex, age, sexual orientation/gender identity and status as a protected veteran and/or individual with a disability to any position for which the applicant or employee is qualified. In addition, Maricopa County Community College District is committed to a policy of taking affirmative action to employ and advance in employment qualified protected veteran employees. Such affirmative action shall apply to all employment practices, including, but not limited to hiring, upgrading, demotion or transfer, recruitment, recruitment advertising, layoff or termination, rates of pay or other forms of compensation, and selection for training, including apprenticeship and on-the-job training. Decisions related to personnel policies and practices shall be made on the basis of an individual's capacity to perform a particular job and the feasibility of any necessary job accommodation. Maricopa County Community College District will make every effort to provide reasonable accommodations to any physical and mental limitations of individuals with disabilities and to disabled veterans.

Employees and applicants shall not be subjected to harassment, intimidation, threats, coercion or discrimination because they have engaged in or may engage in any activity protected by state, federal or local anti-discrimination laws including the following activities:

- (1) Filing a complaint;
- (2) Assisting or participating in an investigation, compliance evaluation, hearing, or any other activity related to the administration of the affirmative action provisions of the Vietnam Era Veterans' Readjustment Assistance Act of 1974, as amended (VEVRAA) or any other Federal, state or local law requiring equal opportunity for disabled veterans, recently separated veterans, active wartime or campaign badge veterans, or Armed Forces service medal veterans or Section 503 of the Rehabilitation Act of 1973, as amended (Section 503) or any other federal, state or local law requiring equal opportunity for disabled persons;;
- (3) Opposing any act or practice made unlawful by VEVRAA or its implementing regulations or any other federal, state or local law requiring equal opportunity for disabled veterans, recently separated veterans, active wartime or campaign badge veterans, or Armed Forces service medal veterans or section 503 or its implementing regulations or any other federal, state or local law requiring equal opportunity for disabled persons; or
- (4) Exercising any other right protected by VEVRAA or Section 503 or their implementing regulations.

Our obligations in this area stem from not only adherence to various state and federal regulations, but also from our commitment as an employer in this community to provide job opportunities to all persons regardless of race, religion, color, national origin, sex, age, sexual orientation/gender identity and status as a protected veteran or an individual with disability. As Chancellor, the Maricopa County Community College District's EEO policy and affirmative action obligations include my full support.

Maricopa County Community College District will also continually design and implement audit and reporting systems that will measure the effectiveness and the compliance of the AAP, identify the need for remedial actions, determine if objectives were attained, and determine if opportunities to participate in company-sponsored activities were extended to all employees and applicants.

Maricopa County Community College District is also committed to abiding with the Pay Transparency Nondiscrimination Provisions and therefore, will not discharge or in any other manner discriminate against employees or applicants because they have inquired about, discussed, or disclosed their own pay or the pay of another employee or applicant. Maricopa County Community College District's employees who have access to the compensation information of other employees or applicants as part of their essential job functions are informed and trained to not disclose the pay of other employees or applicants to individuals who do not otherwise have access to compensation information, unless the disclosure is (a) a response to a formal complaint or charge; (b) in furtherance of an investigation, proceeding, hearing, or action, including an investigation conducted by the employer, or (c) consistent with Maricopa County Community College District's legal duty to furnish the information.

If you have any questions regarding our equal employment opportunity, harassment policies or the complaint procedure, you may contact your local Human Resources representative. Parts of the Affirmative Action Plan may be reviewed, as appropriate, by making an appointment with a local Human Resources representative.

(Signature)

Dr. Maria Harper-Marinick
Chancellor

(Date)

CHAPTER B: REVIEW OF PERSONNEL PROCESSES
41 C.F.R. §§ 60-300.44(b); 60-741.44(b)

To ensure that all personnel activities are conducted in a job-related manner which provides and promotes equal employment opportunity for all known protected veterans and employees and applicants with disabilities, reviews are periodically made of the Company's examination and selection methods to identify barriers to employment, training, and promotion.

- 1) Maricopa County Community College District periodically conduct a review of its employment processes to ensure thorough and systematic consideration of the job qualifications of 1) known protected veteran applicants and employees; and 2) applicants and employees with disabilities for job vacancies filled either by external hiring or internal promotions/transfers, as well as for all training opportunities available. In order to determine whether an individual is qualified for a particular job, a close examination of the content of the job is made, as well as a review of the job qualifications of known protected veterans and individuals with disabilities, both applicants and employees. In determining the qualifications of a protected veteran, consideration is given only to that portion of the military record, including discharge papers, relevant to the job qualifications for which the veteran is being considered.
- 2) The company ensures that its personnel processes do not stereotype individuals with disabilities or protected veterans in a manner which limits their access to jobs for which they are qualified.
- 3) The company ensures that applicants and employees with disabilities have equal access to its personnel processes, including those implemented through information and communication technologies.
- 4) The company provides reasonable accommodations, unless such accommodations will cause undue hardship to the company, to applicants and employees with disabilities to ensure that equal employment opportunity are extended in the operation of its personnel processes.
- 5) The company ensures that information and communications systems are accessible to all employees and applicants with disabilities even in the absence of a specific request for accommodation.

CHAPTER C: PHYSICAL AND MENTAL QUALIFICATIONS
41 C.F.R. §§ 60-300.44(c); 60-741.44(c)

To ensure that all physical and mental qualifications and requirements are job-related and promote equal employment opportunity for all known protected veterans and employees and applicants with qualified disabilities, reviews are periodically made of the Company's physical and mental qualifications and requirements as they relate to employment, training, and promotion.

The Company's physical and mental job requirements are reviewed to determine whether or not they are job-related and consistent with business necessity and safe performance on the job.

Schedule for Review: Any previously reviewed classification will be reviewed again if there is a change in working conditions which affects the job's physical or mental requirements (e.g., new requirements, new equipment, etc.)

**CHAPTER D: REASONABLE ACCOMMODATION TO PHYSICAL AND MENTAL
LIMITATIONS**

41 C.F.R §§ 60-300.44(d); 60-741.44(d)

Maricopa County Community College District will make every effort to provide reasonable accommodations to physical and mental limitations of applicants and employees with disabilities or who are disabled veterans unless it can demonstrate that the accommodations would impose an undue hardship on the operation of business. Such reasonable accommodations are implemented in the company's electronic and/or online application systems. The company ensures that qualified applicants and employees with disabilities, who are unable to fully utilize the system, are provided equal opportunities to apply and be considered for all jobs. Maricopa County Community College District will confidentially review performance issues of employees with known disabilities to determine whether a reasonable accommodation is needed when: 1) the employee is having significant difficulty with job performance, and 2) it is reasonable to conclude that the problem is related to the known disability.

Employees may also contact the following at any time to formally request an accommodation:

Name: Dr. Deric Hall
Title: Director of EEO/AA
Phone: (480) 731-8000

CHAPTER E: HARASSMENT
41 C.F.R. §§ 60-300.44(e); 60-741.44(e)

Maricopa County Community College District has developed and implemented a set of procedures to ensure that its employees with disabilities and protected veterans are not harassed due to those conditions. A copy of the EEO Policy, which includes a section prohibiting sexual harassment as well as harassment of individuals with disabilities or protected veterans, is available for distribution to new as well as to existing employees.

**CHAPTER F: EXTERNAL DISSEMINATION OF POLICY, OUTREACH AND
POSITIVE RECRUITMENT**
41 C.F.R. §§ 60-300.44(f); 60-741.44(f)

Based upon the Company's review of its personnel policies as described in Chapter B, the following activities will be implemented or continued to further enhance our affirmative action efforts. All activities are the responsibility of the Director of EEO/AA.

- 1) Initiate and maintain communication with organizations having special interests in the recruitment of and job accommodations for protected veterans and individuals with disabilities.
- 2) Include workers with disabilities when employees are pictured in consumer, promotional, or help wanted advertising.
- 3) Disseminate information concerning employment opportunities to radio and television stations, and to publications that primarily reach protected veterans and individuals with disabilities.
- 4) Provide information emphasizing job opportunities for protected veterans and individuals with disabilities to all local educational institutions, public and private.
- 5) Inform all recruiting sources, in writing and orally, of the Company's affirmative action policy for protected veterans and individuals with disabilities.
- 6) List with the State Employment Development Department all suitable job openings.

The exemptions for posting jobs are when positions are,

- (1) executive and top management positions,
- (2) positions that will be filled from within the contractor's organization,
- (3) and positions lasting three days or less.

This is an on-going activity. A listing of job opportunities reported to the local State Employment Service Delivery System is always kept current.

- 7) Send written notification of the Company's affirmative action policy to all subcontractors, vendors, and suppliers requesting appropriate action on their part. This includes their obligation to annually file their EEO Reporting form and VETS-4212 form and, for employers with 50 or more employees and contracts of \$50,000 or more, their obligation to develop a written affirmative action plan.
- 8) Conduct formal briefing sessions with representatives from recruiting sources. Include as part of the briefing sessions, facility tours, clear and concise explanations of current and future job openings, position descriptions, worker specifications, explanations of the Company's selection process, and recruiting literature. Arrange for referral of applicants, follow up with sources, and feedback on disposition of applicants.

- 9) Participate in veterans "job fairs" and work study programs with Veterans' Administration rehabilitation facilities and schools which specialize in training or educating protected veterans.
- 10) Maricopa County Community College District will also grant leaves of absence to employees who participate in honor guards for the funeral of veterans.

CHAPTER G: INTERNAL DISSEMINATION OF POLICY
41 C.F.R. §§ 60-300.44(g); 60-741.44(g)

In order to gain positive support and understanding for the affirmative action program for protected veterans and individuals with disabilities Maricopa County Community College District will implement or continue to implement the following internal dissemination procedures, all of which are the responsibility of the Director of EEO/AA. The following policies and procedures are designed to foster support and understanding from Maricopa County Community College District's executive staff, management, supervisors, and other employees in an effort to encourage all employees to take the necessary actions to aid Maricopa County Community College District in meeting its obligations.

- 1) Include the policy in the Company's policy manual and other in-house publications.
- 2) Conduct special meetings with executive, management, and supervisory personnel to explain the intent of the policy and individual responsibility for effective implementation, making clear the Chancellor's attitude.
- 3) Schedule training sessions for all employees involved in recruiting, selection, promotion, and other related employment issues for protected veterans and individuals with disabilities.
- 4) Discuss the policy thoroughly in both employee orientation and management training programs.
- 5) Inform union officials of the contractor's policy, and request their cooperation.
- 6) Include non-discrimination clauses in all union agreements, and review all contractual provisions to ensure they are non-discriminatory.
- 7) Include articles on accomplishments of protected veterans and workers with disabilities in Company publications.
- 8) Post the policy on Company bulletin boards, along with the Company's harassment policy which includes protection from harassment on the basis of disability.
- 9) When employees are featured in employee handbooks or similar publications for employees, include employees with disabilities.

CHAPTER H: AUDIT AND REPORTING SYSTEM
41 C.F.R. §§ 60-300.44(h); 60-741.44(h)

Maricopa County Community College District has developed and currently implements an audit and reporting system that addresses the following:

- 1) Measures the effectiveness of Maricopa County Community College District's overall affirmative action program and whether the company is in compliance with specific obligations.
- 2) Indicates the need for remedial action. Any corrective actions will be the responsibility of the Director of EEO/AA.
- 3) Measures the degree to which Maricopa County Community College District's objectives are being met.
- 4) Whether there are any undue hurdles for individuals with disabilities and protected veterans regarding company sponsored educational, training, recreational, and social activities. This will also include, but not limited, to the review of the on-line and electronic application system to determine their accessibility and ensuring that procedures to request for accommodations are prominently displayed and that individuals with disabilities can readily obtain the needed accommodation.

CHAPTER I: RESPONSIBILITY FOR IMPLEMENTATION
41 C.F.R. §§ 60-300.44(i); 60-741.44(i)

As part of its efforts to ensure equal employment opportunity to protected veterans and individuals with disabilities, Maricopa County Community College District has designated specific responsibilities to various staff to ensure the AAP focuses on all components of the employment system. To that end, the Chancellor, the Associate General Counsel, the Director of EEO/AA, and those employed as supervisors and managers have undertaken the responsibilities described below.

Chancellor

The Chancellor, through the Associate General Counsel and the Director of EEO/AA, is responsible for providing top management support for the Company's AAP. This person issues a memo annually to reaffirm the Company's Equal Employment Opportunity Policy and to make known to all employees and applicants the commitment of Senior Management to EEO and affirmative action. Additional responsibilities include, but are not limited to:

- 1) Designating appropriate personnel with the responsibility for overseeing, administering, implementing, and monitoring the Company's AAP. Ensuring that these personnel are identified in writing by name and job title.
- 2) Ensuring that designated personnel responsible for all AAP components are given the necessary authority and top management support and staffing to successfully implement their assigned responsibilities.
- 3) Imparting the personal direction that ensures total involvement and commitment to equal employment opportunity programs through Maricopa County Community College District's AAP.

Director of EEO/AA

The Director of EEO/AA is responsible for overall supervision of the AAP and ensures, through the department managers and supervisors, that all relevant policies and procedures are adhered to. Successful implementation of this program is a basis for evaluating the Director of EEO/AA's effective work performance. Responsibilities include, but are not limited to, the following:

- 1) Presenting all needed recommendations and procedural changes to Senior Management concerning EEO and affirmative action and ensuring that Senior Management is kept informed of the Company's compliance status.
- 2) Maintaining Company-wide management support and cooperation for the Company's AAP.
- 3) Collaborating with Senior Management on EEO and AAP issues.

- 4) Assisting line management in arriving at solutions to EEO/AA problems.
- 5) Reviewing results of audit and reporting systems to assess the effectiveness of the Company's AA programs and to direct corrective actions where necessary.
- 6) Ensuring that the AAP is updated annually for all establishments.
- 7) Providing guidance to managers and supervisors in taking proper action to prevent employees from being harassed in any way, through one-on-one contact, training, and disciplinary action.
- 8) Ensuring that relevant staff, (i.e., managers, and supervisors) are aware that their work performance is being evaluated in part on the basis of their equal employment opportunity efforts and results.
- 9) Reviewing the qualifications of all employees to ensure equitable opportunity, based on job-related employment practices, is given to all for transfers and promotions.
- 10) Conducting periodic audits of: 1) training programs and hiring and promotion patterns to remove impediments to the attainment of AAP goals and objectives, and 2) the Company's sponsored educational, training, recreational, and social activities to ensure that all employees are encouraged to participate in accordance with policies on non-discrimination. Determine whether known protected veterans and employees with disabilities have had the opportunity to participate in all Company-sponsored educational, training, recreation and social activities.
- 11) Reviewing all job descriptions and specifications to ensure they are free of discriminatory provisions and artificial barriers. Ensuring that all requirements are job-related, that they are realistic, and that they reflect the actual work requirements of the essential job duties.
- 12) Ensuring the Company's VETS-4212 form is filed annually with the Veterans' Employment and Training Service (VETS).

Director of EEO/AA

The Director of EEO/AA is also responsible for ensuring that the directives of the Chancellor are implemented. Duties include, but are not limited to, the following:

- 1) Providing direction to the Company's employees, as necessary, to carry out all actions required to meet the Company's equal employment opportunity and affirmative action commitments.
- 2) Responsible for the design and effective implementation of the AAP at all establishments.

- 3) Developing, implementing, and maintaining audit and reporting systems to measure effectiveness of equal employment opportunity programs, including those that will
 - a) Indicate need for remedial action,
 - b) Determine degree to which goals and objectives have been obtained.
- 4) Advising management in the modification and development of the Company's policies to ensure the enhancement of equal employment opportunity for all employees and potential employees within existing equal employment opportunity guidelines.
- 5) Identifying problem areas and establishing procedures, goals and objectives to solve these problems.
- 6) Providing guidelines in the development, preparation, and implementation of career counseling programs for known protected veterans and employees with disabilities.
- 7) Maricopa County Community College District conducts periodic audits to ensure that all required posters and the equal employment opportunity policies and AAP are displayed properly. Maricopa County Community College District also conducts audits to ensure that the Invitation to Self-Identify (pre and post offer) for protected veterans and individuals with disabilities, the Company's equal employment opportunity, and AAP policies are being utilized appropriately and thoroughly communicated.
- 8) Ensure that employees are re-surveyed regarding their disability status every five (5) years and send out reminders to employees, at least once during the five (5) year intervals, that they may voluntarily update their disability status at any time.
- 9) Developing policy statements, affirmative action programs, internal and external communication techniques.
- 10) Assisting line management in arriving at solutions to problems.
- 11) Serving as the liaison between Maricopa County Community College District and enforcement agencies.
- 12) Serving as the liaison between Maricopa County Community College District and organizations and community action groups for protected veterans and individuals with disabilities, in addition to ensuring that representatives are involved in community service programs of local organizations for protected veterans and individuals with disabilities.
- 13) Keeping management informed of the latest developments in the equal employment opportunity area.

- 14) Reviewing, reporting on, and updating the AAP annually in accordance with stated policy. Informing employees and applicants of significant changes.
- 15) Working closely with the Director of EEO/AA and department managers and supervisors in coordinating the effective implementation of all identified affirmative actions.
- 16) Assisting in review and revision of all policies, procedures, and rules to ensure they are not in violation of federal or state laws and regulations.
- 17) Responsible for ensuring overall the Company's compliance with the AAP.

Managers and Supervisors

In their direct day-to-day contact with the Company's employees, managers and supervisors have assumed certain responsibilities to help Maricopa County Community College District ensure compliance with equal employment opportunity programs and effective implementation of the AAP. These include, but are not limited to the following:

- 1) Aggressively adhering to the Company's equal employment opportunity policy.
- 2) Supporting and assisting the Director of EEO/AA in developing, maintaining, and successfully implementing the AAP.
- 3) Completing progress reports regarding the status of affirmative action programs.
- 4) Taking action to prevent harassment of employees placed through affirmative action efforts.
- 5) Assigning employees to significant jobs that might lead to greater personal growth and value, and counsel them with respect to what is needed for upward mobility within the employment structure.
- 6) Ensuring that all interviews, offers of employment and/or wage commitments are consistent with the Company's policy.
- 7) Implementing the internal promotion and transfer of all employees under their supervision consistent with AAP goals and objectives.
- 8) Assisting in identifying problem areas and providing needed information for establishing and meeting department affirmative action goals and objectives.
- 9) Seeking and sharing information on feasible accommodations which have been or could be made for known disabilities.

CHAPTER J: TRAINING
41 C.F.R. §§ 60-300.44(j); 60-741.44(j)

Maricopa County Community College District trains all employees involved in any way with the recruitment, selection, promotion, disciplinary actions, training, and related processes of individuals with disabilities or protected veterans to ensure commitment to the company's stated affirmative action goals.

CHAPTER K: DATA COLLECTION ANALYSIS
41 C.F.R. §§ 60-300.44(k); 60-741.44(k)

Maricopa County Community College District has adopted the current national percentage of veterans in the civilian labor force of 6.7% as its hiring benchmark for protected veterans. Maricopa County Community College District will update its hiring benchmark as new data is published and updated via the OFCCP's website. The 6.7% hiring benchmark is applied to the entire workforce within Maricopa County Community College District.

Maricopa County Community College District also adopted the current national utilization goal of 7.0% for qualified individuals with disabilities. Maricopa County Community College District will update its utilization goal as new data becomes available, updated and published. The 7.0% utilization goal is applied to each job group within Maricopa County Community College District.

Goals and/or benchmarks do not require that Maricopa County Community College District hire, promote, train, and/or retain a specified number of individuals with disabilities and/or protected veterans. These goals/benchmarks are not rigid and inflexible quotas which must be met, but are instead targets reasonably attainable by means of applying every good faith effort to make all aspects of the entire AAP work. A goal is a guidepost against which Maricopa County Community College District, a community group, or a compliance agency can measure progress in remedying identified deficiencies in Maricopa County Community College District's workforce.

Maricopa County Community College District has collected the required data and conducted studies to identify areas of opportunities in the employment of protected veterans and individuals with disabilities. Maricopa County Community College District will continue to monitor and update these studies periodically during each AAP year. In each case where the hiring benchmark for protected veterans and/or the utilization goal for individuals with disabilities are not met, affirmative actions, as appropriate, will be taken consistent with the activities mentioned in Chapter F (External Dissemination of Policy and Outreach and Positive Recruitment) and measures described in Chapter H (Internal Audit and Reporting) of this AAP.

See the *Hiring Benchmark and Utilization Goals Analyses*.

Maricopa County Community College District
Data Collection Analysis/Hiring Benchmark (Protected Veterans)*

Current Snapshot Date: 09/30/2017

Category	9/30/16	9/30/17
Job Openings	651	1,693
Jobs Filled	636	1,648
Applicants for all jobs	29,471	41,325
Applicants who self-identified as Protected Veterans	974	2,010
Applicants Hired	298	745
Protected Veterans Hired	10	31
Hiring Benchmark**	6.9	6.7
Overall protected veterans hired (%)	3.4	4.2

* Data collected as of the transaction period for the respective AAP year. Employee count (#) and representation (%) are as of the snapshot date for the respective AAP Year.

** Hiring benchmark is based on the national percentage of veterans in the Civilian Labor Force (CLF).

Maricopa County Community College District
Data Collection Analysis/Utilization Analysis (Disability)*

Current Snapshot Date: 09/30/2017

Category	9/30/16			9/30/17		
Job Openings	651			1,693		
Jobs Filled	636			1,648		
Applicants for all jobs	29,471			41,325		
Applicants who self-identified as individual(s) with Disability	249			2,023		
Applicants Hired	298			745		
Individual(s) with Disability Hired	8			23		
Nationwide utilization goal for qualified individuals with disabilities (%)**	7.0			7.0		
Total incumbency of individuals with disabilities (%)	0.5			2.1		
Job Group	EE #	EE IWD #	EE IWD %	EE #	EE IWD #	EE IWD %
A1 - Executive Management	50	0	0.0	43	0	0.0
A2 - Senior Management	205	3	1.5	178	4	2.2
A3 - Deans	61	1	1.6	59	1	1.7
A4 - First/Mid-Level Management	212	4	1.9	188	4	2.1
B1 - Faculty	1,331	17	1.3	1,917	26	1.4
B2 - Faculty - Adjunct Day	3,947	0	0.0	1,676	21	1.3
B3 - Faculty - Adjunct Evening	4,137	0	0.0	1,346	28	2.1
B4 - Faculty - Adjunct Summer Day	1,181	0	0.0	1	N/A	N/A
B5 - Faculty - Adjunct Summer Evening	1,363	0	0.0	12	0	0.0
C1 - Librarians	52	1	1.9	52	1	1.9
D1 - Other Student, Academic and Educational Services	90	0	0.0	876	28	3.2
E1 - Professionals - Non-faculty	510	12	2.4	1,809	56	3.1

* Data collected as of the transaction period for the respective AAP year. Employee count (#) and representation (%) are as of the snapshot date for the respective AAP Year.

** Current utilization goal as established by the OFCCP.

N/A - The number of employees in the job group is less than 10 and therefore, the identity of employee(s) with disability could be readily discernible. To ensure confidentiality, IWD # and % were omitted from the report.

Maricopa County Community College District
Data Collection Analysis/Utilization Analysis (Disability)*

Current Snapshot Date: 09/30/2017

Category	9/30/16			9/30/17		
Job Openings	651			1,693		
Jobs Filled	636			1,648		
Applicants for all jobs	29,471			41,325		
Applicants who self-identified as individual(s) with Disability	249			2,023		
Applicants Hired	298			745		
Individual(s) with Disability Hired	8			23		
Nationwide utilization goal for qualified individuals with disabilities (%)**	7.0			7.0		
Total incumbency of individuals with disabilities (%)	0.5			2.1		
Job Group	EE #	EE IWD #	EE IWD %	EE #	EE IWD #	EE IWD %
F1 - Computer, Engineering & Related Technical Occupations	286	5	1.7	268	6	2.2
G1 - Athletics/Sports	49	0	0.0	144	2	1.4
G2 - Counseling/Social Service/Legal	53	0	0.0	102	0	0.0
G3 - Radio, TV and Other Media/Entertainment	24	0	0.0	70	2	2.9
H1 - Office/Admin Support	991	23	2.3	929	26	2.8
I1 - Maintenance/Construction	96	2	2.1	100	2	2.0
J1 - Production/Transportation	2	N/A	N/A	2	N/A	N/A
K1 - Service - Public Safety	60	2	3.3	53	2	3.8
K2 - Service - Facility/Grounds	142	0	0.0	98	0	0.0
K3 - Service - Other	13	1	7.7	43	1	2.3

* Data collected as of the transaction period for the respective AAP year. Employee count (#) and representation (%) are as of the snapshot date for the respective AAP Year.

** Current utilization goal as established by the OFCCP.

N/A - The number of employees in the job group is less than 10 and therefore, the identity of employee(s) with disability could be readily discernible. To ensure confidentiality, IWD # and % were omitted from the report.

CHAPTER L: COMPENSATION
41 C.F.R. §§ 60-300.21(i); 60-741.21(i)

It is the policy of Maricopa County Community College District that when offering employment or promotion to protected veterans or individuals with disabilities, the amount of compensation offered will not be reduced because of any disability income, pension, or other benefit the applicant or employee receives from another source.

Maricopa County Community College District is also committed to abiding with the Pay Transparency Nondiscrimination Provisions. Employees or applicants who have inquired about, discussed, or disclosed their own pay or the pay of another employee or applicant will not be discharged or in any other manner be discriminated. Employees who have access to the compensation information of other employees or applicants as part of their essential job functions are informed and trained to not disclose the pay of other employees or applicants to individuals who do not otherwise have access to compensation information, unless the disclosure is (a) a response to a formal complaint or charge; (b) in furtherance of an investigation, proceeding, hearing, or action, including an investigation conducted by the employer, or (c) consistent with Maricopa County Community College District's legal duty to furnish the information.

SUPPLEMENTAL REPORTS

- 1. EXECUTIVE SUMMARY**
- 2. PLACEMENT GOALS SUMMARY**
- 3. ADVERSE IMPACT ANALYSES**

FOR INTERNAL USE ONLY

Executive Summary of Affirmative Action Plan Results

Maricopa County Community College District

Summary of Goals and Adverse Impact:

The following table contains the results of the utilization and adverse impact analyses conducted for the 2017 Affirmative Action Plan (AAP) for Maricopa County Community College District. For each analysis, only job groups with potential problem areas (i.e., underutilization or statistically significant findings in a selection procedure) against women and/or total minorities are listed within each AAP.

Placement Goals Summary:

A goal was established if the female/minority incumbency percentage is less than 80% and that difference is at least one whole person from the female/minority availability percentage. The Placement Goal should not be mistaken as a quota. It is a "goal" percentage for females/minorities that your company should make good faith efforts to reach by increasing its recruiting efforts to find a more diverse and qualified applicant pool. See the Placement Goals Summaries for more information.

Adverse Impact:

The statistical significance test determines whether chance or something other than chance caused the hiring, promotional, and/or retention rates of the disadvantaged group (e.g., females) to be less than the group with the highest rate (e.g., males). If findings are statistically significant, then the disparity has 5% or less probability of occurring by chance. If adverse impact is found and the findings are significant based on the Fisher's Exact (FE) Statistic, a red highlight will appear. Whenever adverse impact is found, investigation is required to explain why the disparity exists. See the Adverse Impact analyses of each plan for additional information.

**Maricopa County Community College District
Executive Summary**

Snapshot Date: 9/30/2017
Transaction Period: 10/1/2016 - 9/30/2017

Job Group	Category	Incumbency (%)	Availability (%)	Utilization SF (#)	Adverse Impact Analyses									
					Hires		Promotions (All)		Terminations (Involuntary)		Terminations (Voluntary)		Terminations (All)	
					SD	SF	SD	SF	SD	SF	SD	SF	SD	SF
Maricopa County Community College District														
A2 - Senior Management	Males	Not applicable			(!)	(!)	N	N	N	N	(!)	(!)	(!)	(!)
	Females	56.7%	56.0%	N	N	N	(!)	(!)	N	N	N	N	N	N
	White	Not applicable			N	N	N	N	N	N	N	N	N	N
	Minority	32.6%	26.2%	N	N	N	N	N	N	N	N	N	N	N
	Afr. Amer.	7.9%	8.2%	N	N	N	(!)	(!)	N	N	2.09	1	2.09	1
	Hispanic	19.1%	13.0%	N	N	N	N	N	N	N	(!)	(!)	(!)	(!)
	Asian	3.4%	3.4%	N	(!)	(!)	N	N	N	N	N	N	N	N
	Nat. Amer.	2.2%	0.6%	N	N	N	N	N	N	N	N	N	N	N
	NHOPI	0.0%	0.1%	N	N	N	N	N	N	N	N	N	N	N
	Two or More	0.0%	0.8%	1	N	N	N	N	N	N	N	N	N	N
A3 - Deans	Males	Not applicable			N	N	N	N	N	N	N	N	N	N
	Females	61.0%	60.0%	N	(!)	(!)	(!)	(!)	N	N	(!)	(!)	(!)	(!)
	White	Not applicable			2.92	3	N	N	N	N	N	N	N	N
	Minority	40.7%	23.4%	N	N	N	N	N	N	N	N	N	N	N
	Afr. Amer.	11.9%	9.1%	N	2.73	2	N	N	N	N	N	N	N	N
	Hispanic	23.7%	10.3%	N	(!)	(!)	N	N	N	N	N	N	N	N
	Asian	3.4%	2.3%	N	N	N	(!)	(!)	N	N	(!)	(!)	(!)	(!)
	Nat. Amer.	1.7%	0.7%	N	N	N	N	N	N	N	N	N	N	N
	NHOPI	0.0%	0.1%	N	N	N	N	N	N	N	N	N	N	N
	Two or More	0.0%	0.9%	N	N	N	N	N	N	N	N	N	N	N

- (!) indicates reference group or the group with the highest selection rate
- N indicates no statistically significant impact or shortfall
- Dashes (-) indicate no transaction data to analyze

**Maricopa County Community College District
Executive Summary**

Snapshot Date: 9/30/2017
Transaction Period: 10/1/2016 - 9/30/2017

Job Group	Category	Incumbency (%)	Availability (%)	Utilization SF (#)	Adverse Impact Analyses									
					Hires		Promotions (All)		Terminations (Involuntary)		Terminations (Voluntary)		Terminations (All)	
					SD	SF	SD	SF	SD	SF	SD	SF	SD	SF
Maricopa County Community College District (continued)														
A4 - First/Mid-Level Management	Males	Not applicable			(!)	(!)	(!)	(!)	N	N	(!)	(!)	(!)	(!)
	Females	50.0%	54.4%	N	N	N	N	N	N	N	N	N	N	N
	White	Not applicable			(!)	(!)	(!)	(!)	N	N	N	N	N	N
	Minority	36.2%	27.0%	N	N	N	2.12	5	N	N	N	N	N	N
	Afr. Amer.	10.1%	5.7%	N	N	N	N	N	N	N	N	N	N	N
	Hispanic	20.7%	16.8%	N	N	N	2.06	4	N	N	N	N	N	N
	Asian	4.8%	2.2%	N	N	N	N	N	N	N	(!)	(!)	(!)	(!)
	Nat. Amer.	0.0%	1.4%	2	N	N	N	N	N	N	N	N	N	N
	NHOPI	0.5%	0.1%	N	N	N	N	N	N	N	N	N	N	N
	Two or More	0.0%	0.7%	1	N	N	N	N	N	N	N	N	N	N
B1 - Faculty	Males	Not applicable			N	N	N	N	N	N	(!)	(!)	(!)	(!)
	Females	49.2%	50.0%	N	(!)	(!)	(!)	(!)	(!)	(!)	N	N	N	N
	White	Not applicable			(!)	(!)	3.19	4	N	N	N	N	N	N
	Minority	21.1%	26.5%	2	3.53	16	N	N	N	N	N	N	N	N
	Afr. Amer.	5.4%	3.2%	N	N	N	(!)	(!)	N	N	2.32	2	2.32	2
	Hispanic	10.5%	10.1%	N	2.38	6	N	N	N	N	N	N	N	N
	Asian	3.7%	11.3%	103	N	N	2.32	2	(!)	(!)	(!)	(!)	(!)	(!)
	Nat. Amer.	1.4%	0.6%	N	2.11	2	N	N	N	N	N	N	N	N
	NHOPI	0.2%	0.2%	N	N	N	N	N	N	N	N	N	N	N
	Two or More	0.0%	1.2%	17	N	N	N	N	N	N	N	N	N	N

- (!) indicates reference group or the group with the highest selection rate
- N indicates no statistically significant impact or shortfall
- Dashes (-) indicate no transaction data to analyze

**Maricopa County Community College District
Executive Summary**

Snapshot Date: 9/30/2017
Transaction Period: 10/1/2016 - 9/30/2017

Job Group	Category	Incumbency (%)	Availability (%)	Utilization SF (#)	Adverse Impact Analyses									
					Hires		Promotions (All)		Terminations (Involuntary)		Terminations (Voluntary)		Terminations (All)	
					SD	SF	SD	SF	SD	SF	SD	SF	SD	SF
Maricopa County Community College District (continued)														
B2 - Faculty - Adjunct Day	Males	Not applicable			N	N	N	N	N	N	N	N	N	N
	Females	58.4%	49.5%	N	N	N	N	N	N	N	N	N	N	N
	White	Not applicable			N	N	N	N	N	N	N	N	N	N
	Minority	18.8%	27.0%	47	N	N	N	N	N	N	N	N	N	N
	Afr. Amer.	5.1%	3.2%	N	N	N	N	N	N	N	N	N	N	N
	Hispanic	9.0%	10.4%	N	N	N	N	N	N	N	N	N	N	N
	Asian	2.9%	11.8%	108	N	N	N	N	N	N	N	N	N	N
	Nat. Amer.	1.6%	0.4%	N	N	N	N	N	N	N	N	N	N	N
	NHOPI	0.2%	0.2%	N	N	N	N	N	N	N	N	N	N	N
	Two or More	0.0%	1.1%	15	N	N	N	N	N	N	N	N	N	N
B3 - Faculty - Adjunct Evening	Males	Not applicable			N	N	N	N	N	N	N	N	N	N
	Females	50.7%	49.5%	N	N	N	N	N	N	N	N	N	N	N
	White	Not applicable			N	N	N	N	N	N	N	N	N	N
	Minority	18.7%	27.0%	38	N	N	N	N	N	N	N	N	N	N
	Afr. Amer.	5.2%	3.2%	N	N	N	N	N	N	N	N	N	N	N
	Hispanic	8.8%	10.4%	N	N	N	N	N	N	N	N	N	N	N
	Asian	3.7%	11.8%	76	N	N	N	N	N	N	N	N	N	N
	Nat. Amer.	0.9%	0.4%	N	N	N	N	N	N	N	N	N	N	N
	NHOPI	0.1%	0.2%	N	N	N	N	N	N	N	N	N	N	N
	Two or More	0.0%	1.1%	12	N	N	N	N	N	N	N	N	N	N

- (!) indicates reference group or the group with the highest selection rate
- N indicates no statistically significant impact or shortfall
- Dashes (-) indicate no transaction data to analyze

**Maricopa County Community College District
Executive Summary**

Snapshot Date: 9/30/2017
Transaction Period: 10/1/2016 - 9/30/2017

Job Group	Category	Incumbency (%)	Availability (%)	Utilization SF (#)	Adverse Impact Analyses									
					Hires		Promotions (All)		Terminations (Involuntary)		Terminations (Voluntary)		Terminations (All)	
					SD	SF	SD	SF	SD	SF	SD	SF	SD	SF
Maricopa County Community College District (continued)														
B5 - Faculty - Adjunct Summer Evening	Males	Not applicable			N	N	N	N	N	N	N	N	N	N
	Females	83.3%	49.5%	N	N	N	N	N	N	N	N	N	N	N
	White	Not applicable			N	N	N	N	N	N	N	N	N	N
	Minority	8.3%	27.0%	1	N	N	N	N	N	N	N	N	N	N
	Afr. Amer.	0.0%	3.2%	N	N	N	N	N	N	N	N	N	N	N
	Hispanic	8.3%	10.4%	N	N	N	N	N	N	N	N	N	N	N
	Asian	0.0%	11.8%	1	N	N	N	N	N	N	N	N	N	N
	Nat. Amer.	0.0%	0.4%	N	N	N	N	N	N	N	N	N	N	N
	NHOPI	0.0%	0.2%	N	N	N	N	N	N	N	N	N	N	N
	Two or More	0.0%	1.1%	N	N	N	N	N	N	N	N	N	N	N
C1 - Librarians	Males	Not applicable			N	N	N	N	N	N	(!)	(!)	(!)	(!)
	Females	84.6%	84.1%	N	(!)	(!)	(!)	(!)	N	N	N	N	N	N
	White	Not applicable			N	N	(!)	(!)	N	N	(!)	(!)	(!)	(!)
	Minority	25.0%	18.1%	N	N	N	N	N	N	2.24	1	2.24	1	
	Afr. Amer.	1.9%	3.9%	N	N	N	N	N	N	N	N	N	N	
	Hispanic	11.5%	9.8%	N	(!)	(!)	N	N	N	N	N	N	N	N
	Asian	9.6%	3.6%	N	N	N	N	N	N	2.00	0	2.00	0	
	Nat. Amer.	1.9%	0.3%	N	N	N	N	N	N	N	N	N	N	N
	NHOPI	0.0%	0.0%	N	N	N	N	N	N	N	N	N	N	N
	Two or More	0.0%	0.4%	N	N	N	N	N	N	N	N	N	N	N

- (!) indicates reference group or the group with the highest selection rate
- N indicates no statistically significant impact or shortfall
- Dashes (-) indicate no transaction data to analyze

**Maricopa County Community College District
Executive Summary**

Snapshot Date: 9/30/2017
Transaction Period: 10/1/2016 - 9/30/2017

Job Group	Category	Incumbency (%)	Availability (%)	Utilization SF (#)	Adverse Impact Analyses									
					Hires		Promotions (All)		Terminations (Involuntary)		Terminations (Voluntary)		Terminations (All)	
					SD	SF	SD	SF	SD	SF	SD	SF	SD	SF
Maricopa County Community College District (continued)														
D1 - Other Student, Academic and Educational Services	Males	Not applicable			N	N	N	N	N	N	(!)	(!)	(!)	(!)
	Females	59.4%	63.0%	N	(!)	(!)	(!)	(!)	N	N	N	N	N	N
	White	Not applicable			N	N	N	N	N	N	N	N	N	N
	Minority	35.8%	26.4%	N	N	N	N	N	N	N	N	N	N	N
	Afr. Amer.	9.2%	4.5%	N	(!)	(!)	(!)	(!)	N	N	N	N	N	N
	Hispanic	20.0%	13.2%	N	N	N	N	N	N	N	N	N	N	N
	Asian	4.5%	5.9%	2	N	N	N	N	N	N	N	N	N	N
	Nat. Amer.	1.9%	1.1%	N	N	N	N	N	N	N	(!)	(!)	(!)	(!)
	NHOPI	0.2%	0.2%	N	N	N	N	N	N	N	N	N	N	N
	Two or More	0.0%	1.4%	9	N	N	N	N	N	N	N	N	N	N
E1 - Professionals - Non-faculty	Males	Not applicable			N	N	(!)	(!)	N	N	N	N	N	N
	Females	58.2%	61.6%	N	(!)	(!)	N	N	(!)	(!)	N	N	N	N
	White	Not applicable			N	N	(!)	(!)	N	N	N	N	N	N
	Minority	44.8%	39.2%	N	N	N	N	N	N	N	N	N	N	N
	Afr. Amer.	9.1%	8.3%	N	N	N	N	N	N	N	N	N	N	N
	Hispanic	26.8%	20.2%	N	(!)	(!)	N	N	N	N	N	N	N	N
	Asian	5.0%	6.2%	N	N	N	3.05	5	N	N	N	N	N	N
	Nat. Amer.	3.2%	1.8%	N	N	N	N	N	(!)	(!)	N	N	N	N
	NHOPI	0.8%	0.2%	N	N	N	N	N	N	N	N	N	N	N
	Two or More	0.0%	2.6%	37	N	N	N	N	N	N	N	N	N	N

- (!) indicates reference group or the group with the highest selection rate
- N indicates no statistically significant impact or shortfall
- Dashes (-) indicate no transaction data to analyze

**Maricopa County Community College District
Executive Summary**

Snapshot Date: 9/30/2017
Transaction Period: 10/1/2016 - 9/30/2017

Job Group	Category	Incumbency (%)	Availability (%)	Utilization SF (#)	Adverse Impact Analyses									
					Hires		Promotions (All)		Terminations (Involuntary)		Terminations (Voluntary)		Terminations (All)	
					SD	SF	SD	SF	SD	SF	SD	SF	SD	SF
Maricopa County Community College District (continued)														
F1 - Computer, Engineering & Related Technical Occupations	Males	Not applicable			N	N	N	N	N	N	(!)	(!)	N	N
	Females	28.7%	27.8%	N	(!)	(!)	(!)	(!)	(!)	(!)	N	N	(!)	(!)
	White	Not applicable			N	N	N	N	N	N	(!)	(!)	(!)	(!)
	Minority	24.6%	27.0%	N	N	N	N	N	N	N	2.27	4	2.19	3
	Afr. Amer.	3.4%	5.0%	1	N	N	N	N	N	N	N	N	N	N
	Hispanic	10.8%	11.0%	N	N	N	(!)	(!)	N	N	1.99	1	N	N
	Asian	7.5%	7.4%	N	N	N	N	(!)	(!)	N	N	N	N	N
	Nat. Amer.	2.6%	1.7%	N	(!)	(!)	N	N	N	N	N	N	N	N
	NHOPI	0.4%	0.0%	N	N	N	N	N	N	N	N	N	N	N
	Two or More	0.0%	1.9%	4	N	N	N	N	N	N	N	N	N	N
G1 - Athletics/Sports	Males	Not applicable			N	N	(!)	(!)	N	N	(!)	(!)	(!)	(!)
	Females	23.6%	30.8%	1	(!)	(!)	N	N	N	N	N	N	N	N
	White	Not applicable			(!)	(!)	2.25	0	N	N	N	N	N	N
	Minority	34.0%	24.8%	N	N	N	N	N	N	N	N	N	N	N
	Afr. Amer.	16.0%	8.0%	N	N	N	N	N	N	N	N	N	N	N
	Hispanic	14.6%	11.6%	N	N	N	N	N	N	N	N	N	N	N
	Asian	2.1%	3.7%	1	N	N	(!)	(!)	N	N	(!)	(!)	(!)	(!)
	Nat. Amer.	0.0%	0.2%	N	N	N	N	N	N	N	N	N	N	N
	NHOPI	1.4%	0.0%	N	N	N	N	N	N	N	N	N	N	N
	Two or More	0.0%	1.4%	1	N	N	N	N	N	N	N	N	N	N

- (!) indicates reference group or the group with the highest selection rate
- N indicates no statistically significant impact or shortfall
- Dashes (-) indicate no transaction data to analyze

**Maricopa County Community College District
Executive Summary**

Snapshot Date: 9/30/2017
Transaction Period: 10/1/2016 - 9/30/2017

Job Group	Category	Incumbency (%)	Availability (%)	Utilization SF (#)	Adverse Impact Analyses									
					Hires		Promotions (All)		Terminations (Involuntary)		Terminations (Voluntary)		Terminations (All)	
					SD	SF	SD	SF	SD	SF	SD	SF	SD	SF
Maricopa County Community College District (continued)														
G2 - Counseling/Social Service/Legal	Males	Not applicable			(!)	(!)	N	N	N	N	(!)	(!)	(!)	(!)
	Females	79.4%	68.5%	N	N	N	(!)	(!)	N	N	N	N	N	N
	White	Not applicable			(!)	(!)	N	N	N	N	N	N	N	N
	Minority	32.4%	48.1%	6	N	N	N	N	N	N	N	N	N	N
	Afr. Amer.	5.9%	6.8%	N	N	N	(!)	(!)	N	N	N	N	N	N
	Hispanic	22.5%	32.5%	3	N	N	N	N	N	N	(!)	(!)	(!)	(!)
	Asian	2.9%	3.2%	N	N	N	N	N	N	N	N	N	N	N
	Nat. Amer.	1.0%	4.3%	2	N	N	N	N	N	N	N	N	N	N
	NHOPI	0.0%	0.1%	N	N	N	N	N	N	N	N	N	N	N
	Two or More	0.0%	1.2%	N	N	N	N	N	N	N	N	N	N	N
G3 - Radio, TV and Other Media/Entertainment	Males	Not applicable			N	N	(!)	(!)	N	N	(!)	(!)	(!)	(!)
	Females	48.6%	49.3%	N	(!)	(!)	2.47	2	N	N	N	N	N	N
	White	Not applicable			(!)	(!)	(!)	(!)	N	N	N	N	N	N
	Minority	18.6%	31.8%	4	N	N	N	N	N	N	N	N	N	N
	Afr. Amer.	8.6%	5.9%	N	N	N	N	N	N	N	N	N	N	N
	Hispanic	5.7%	21.1%	7	N	N	N	N	N	N	(!)	(!)	(!)	(!)
	Asian	2.9%	2.6%	N	N	N	N	N	N	N	N	N	N	N
	Nat. Amer.	1.4%	0.7%	N	N	N	N	N	N	N	N	N	N	N
	NHOPI	0.0%	0.0%	N	N	N	N	N	N	N	N	N	N	N
	Two or More	0.0%	1.4%	N	N	N	N	N	N	N	N	N	N	N

- (!) indicates reference group or the group with the highest selection rate
- N indicates no statistically significant impact or shortfall
- Dashes (-) indicate no transaction data to analyze

**Maricopa County Community College District
Executive Summary**

Snapshot Date: 9/30/2017
Transaction Period: 10/1/2016 - 9/30/2017

Job Group	Category	Incumbency (%)	Availability (%)	Utilization SF (#)	Adverse Impact Analyses									
					Hires		Promotions (All)		Terminations (Involuntary)		Terminations (Voluntary)		Terminations (All)	
					SD	SF	SD	SF	SD	SF	SD	SF	SD	SF
Maricopa County Community College District (continued)														
H1 - Office/Admin Support	Males	Not applicable			N	N	(!)	(!)	N	N	N	N	N	N
	Females	79.4%	72.5%	N	(!)	(!)	N	N	(!)	(!)	(!)	(!)	(!)	(!)
	White	Not applicable			3.22	22	3.87	24	N	N	(!)	(!)	(!)	(!)
	Minority	48.7%	31.4%	N	N	N	N	N	N	N	N	N	N	N
	Afr. Amer.	9.1%	5.3%	N	2.48	12	2.58	10	N	N	2.37	4	2.32	4
	Hispanic	30.8%	20.4%	N	(!)	(!)	(!)	(!)	N	N	N	N	N	N
	Asian	4.2%	1.5%	N	N	N	N	N	N	N	N	N	N	N
	Nat. Amer.	4.1%	1.8%	N	N	N	N	N	(!)	(!)	N	N	N	N
	NHOPI	0.4%	0.7%	N	N	N	N	N	N	N	N	N	N	N
	Two or More	0.0%	1.7%	12	N	N	N	N	N	N	N	N	N	N
I1 - Maintenance/Construction	Males	Not applicable			(!)	(!)	(!)	(!)	N	N	(!)	(!)	(!)	(!)
	Females	5.0%	2.8%	N	N	N	N	N	(!)	(!)	2.03	0	N	N
	White	Not applicable			N	N	(!)	(!)	N	N	(!)	(!)	(!)	(!)
	Minority	33.0%	42.4%	N	N	N	N	N	N	N	N	N	N	N
	Afr. Amer.	2.0%	2.7%	N	N	N	N	N	N	N	N	N	N	N
	Hispanic	30.0%	35.2%	N	(!)	(!)	N	N	(!)	(!)	N	N	N	N
	Asian	0.0%	2.1%	1	N	N	N	N	N	N	N	N	N	N
	Nat. Amer.	1.0%	1.3%	N	N	N	N	N	N	N	N	N	N	N
	NHOPI	0.0%	0.2%	N	N	N	N	N	N	N	N	N	N	N
	Two or More	0.0%	0.9%	N	N	N	N	N	N	N	N	N	N	N

- (!) indicates reference group or the group with the highest selection rate
- N indicates no statistically significant impact or shortfall
- Dashes (-) indicate no transaction data to analyze

**Maricopa County Community College District
Executive Summary**

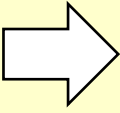
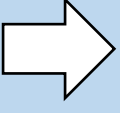
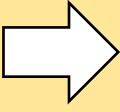
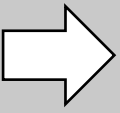
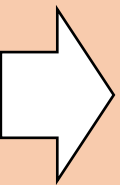
Snapshot Date: 9/30/2017
Transaction Period: 10/1/2016 - 9/30/2017

Job Group	Category	Incumbency (%)	Availability (%)	Utilization SF (#)	Adverse Impact Analyses									
					Hires		Promotions (All)		Terminations (Involuntary)		Terminations (Voluntary)		Terminations (All)	
					SD	SF	SD	SF	SD	SF	SD	SF	SD	SF
Maricopa County Community College District (continued)														
K1 - Service - Public Safety	Males	Not applicable			N	N	(!)	(!)	N	N	N	N	N	N
	Females	11.3%	28.1%	5	(!)	(!)	N	N	N	N	(!)	(!)	(!)	(!)
	White	Not applicable			(!)	(!)	(!)	(!)	N	N	N	N	N	N
	Minority	32.1%	25.0%	N	N	N	N	N	N	N	N	N	N	N
	Afr. Amer.	7.5%	3.3%	N	N	N	N	N	N	N	N	N	N	N
	Hispanic	18.9%	18.1%	N	N	N	N	N	N	N	N	N	N	N
	Asian	3.8%	0.8%	N	N	N	N	N	N	N	(!)	(!)	(!)	(!)
	Nat. Amer.	1.9%	1.6%	N	N	N	N	N	N	N	N	N	N	N
	NHOPI	0.0%	0.0%	N	N	N	N	N	N	N	N	N	N	N
	Two or More	0.0%	1.2%	N	N	N	N	N	N	N	N	N	N	N
K2 - Service - Facility/Grounds	Males	Not applicable			(!)	(!)	(!)	(!)	N	N	(!)	(!)	(!)	(!)
	Females	34.7%	23.8%	N	N	N	2.66	3	N	N	N	N	N	N
	White	Not applicable			N	N	(!)	(!)	N	N	2.68	2	2.68	2
	Minority	74.5%	72.7%	N	N	N	2.43	3	N	N	N	N	N	N
	Afr. Amer.	7.1%	3.6%	N	N	N	N	N	N	N	N	N	N	N
	Hispanic	62.2%	65.6%	N	(!)	(!)	2.48	3	N	N	(!)	(!)	(!)	(!)
	Asian	3.1%	1.3%	N	N	N	N	N	N	N	2.10	0	2.10	0
	Nat. Amer.	2.0%	1.3%	N	N	N	N	N	N	N	2.26	0	2.26	0
	NHOPI	0.0%	0.2%	N	N	N	N	N	N	N	N	N	N	N
	Two or More	0.0%	0.5%	N	N	N	N	N	N	N	N	N	N	N

- (!) indicates reference group or the group with the highest selection rate
- N indicates no statistically significant impact or shortfall
- Dashes (-) indicate no transaction data to analyze

Appendix A

Potential Problem Areas and Sample¹ Recommended Actions

Analyses		Sample Recommended Actions
Adverse Impact	Placement Goals 	<ul style="list-style-type: none"> • Inform Hiring Managers/Recruiters of AAP goals for women and minorities. <ul style="list-style-type: none"> ▶ Do not allow recruiters or managers to “leap frog” more qualified men/whites with lesser qualified women/minorities: Qualifications should be the key focus. • Make sure to regularly evaluate the company’s good faith efforts and make changes if the programs are not effective. • Goals should be addressed through outreach and recruitment, not through hiring decisions. <p><u>If you are underutilized in women/minorities, then enhance your qualified applicant pool.</u></p>
	Hires 	<ul style="list-style-type: none"> • Review the applicant file and refine the data based on the internet applicant definition. Examples: <ul style="list-style-type: none"> ▶ Only include applicants who are associated with the hires in the plan. ▶ Applicants do not belong in the file if they applied for a position <i>after</i> the last hire in the 12-month plan period. ▶ Applicants should only be listed once unless they applied for and were considered for more than one position. ▶ A hired candidate’s race and gender should be reconciled against the original applicant file. • Inform Hiring Managers/Recruiters of the adverse impact. <ul style="list-style-type: none"> ▶ Do not require numerical results for Hiring Managers/Recruiters, rather inform them regarding issues and make recommendations. ▶ Train all managers/recruiters on the selection process policy. ▶ Train all managers/recruiters on proper use of disposition codes for applicants. ▶ Hold managers/recruiters accountable for all selection decisions. ▶ DOCUMENTATION is KEY! • Review the Selection Processes. <ul style="list-style-type: none"> ▶ Ensure that all selection processes are validated. ▶ Ensure that selection processes are <u>consistently applied</u>.
	Promotions 	<ul style="list-style-type: none"> • Inform Managers/Recruiters of any jobs that have adverse impact. <ul style="list-style-type: none"> ▶ Train all managers/recruiters on the selection process policy. ▶ Hold managers/recruiters accountable to justify all promotion decisions. ▶ DOCUMENTATION is KEY! • Review Selection Processes. <ul style="list-style-type: none"> ▶ Ensure all selection processes are validated. ▶ Ensure selection processes are <u>consistently applied</u>.
	Terminations 	<ul style="list-style-type: none"> • Inform Managers of any jobs that have adverse impact. <ul style="list-style-type: none"> ▶ Train all managers on the selection process. ▶ Hold managers accountable to justify termination decisions. ▶ DOCUMENTATION is KEY! • Conduct a reduction in force (RIF) analysis prior to making termination decisions. • Conduct an investigation as to why employees choose to leave the company (e.g., exit interview).
	Compensation 	<ul style="list-style-type: none"> • Encourage a proactive analysis with executive and legal counsel approval. • Conduct either proactive or reactive analyses. • Conduct a Cohort analysis (i.e., file-by-file comparison). • Create an analysis strategy. <ul style="list-style-type: none"> ▶ Identify the factors/variables that affect compensation. ▶ Perform t-test, where applicable. ▶ Perform regression analyses, where applicable. • Contact a Consultant/Compensation expert to conduct a more in-depth compensation analysis.

¹ For a more complete list of recommended actions, please contact your AAP Consultant/HR Manager.

Maricopa County Community College District

Snapshot Date: 09/30/2017

Placement Goals Summary

Test: 80% Rule with Whole Person

Job Group	Gender / Race Groups	Employees (#)	Employees (%)	Availability (%)	Establish Goal? Yes / No	Add'l Needed (#)
A1 - Executive Management <i>Total Employees: 43</i>	Females	23	53.5%	47.4%	NO	0
	Minority	19	44.2%	23.4%	NO	0
A2 - Senior Management <i>Total Employees: 178</i>	Females	101	56.7%	56.0%	NO	0
	Minority	58	32.6%	26.2%	NO	0
A3 - Deans <i>Total Employees: 59</i>	Females	36	61.0%	60.0%	NO	0
	Minority	24	40.7%	23.4%	NO	0
A4 - First/Mid-Level Management <i>Total Employees: 188</i>	Females	94	50.0%	54.4%	NO	0
	Minority	68	36.2%	27.0%	NO	0
B1 - Faculty <i>Total Employees: 1,917</i>	Females	944	49.2%	50.0%	NO	0
	Minority	404	21.1%	26.5%	YES	2
B2 - Faculty - Adjunct Day <i>Total Employees: 1,676</i>	Females	979	58.4%	49.5%	NO	0
	Minority	315	18.8%	27.0%	YES	47
B3 - Faculty - Adjunct Evening <i>Total Employees: 1,346</i>	Females	682	50.7%	49.5%	NO	0
	Minority	252	18.7%	27.0%	YES	38
B4 - Faculty - Adjunct Summer Day <i>Total Employees: 1</i>	Females	0	0.0%	49.5%	NO	0
	Minority	0	0.0%	27.0%	NO	0
B5 - Faculty - Adjunct Summer Evening <i>Total Employees: 12</i>	Females	10	83.3%	49.5%	NO	0
	Minority	1	8.3%	27.0%	YES	1
C1 - Librarians <i>Total Employees: 52</i>	Females	44	84.6%	84.1%	NO	0
	Minority	13	25.0%	18.1%	NO	0

Eighty-Percent (80%) Plus Whole Person Rule – Underutilization is declared if the ratio of the incumbent percentage to the final availability is less than 80% AND the expected number of the at issue group exceeds the actual number by at least one whole (1.0) person.

FOR INTERNAL USE ONLY

Maricopa County Community College District

Snapshot Date: 09/30/2017

Placement Goals Summary

Test: 80% Rule with Whole Person

Job Group	Gender / Race Groups	Employees (#)	Employees (%)	Availability (%)	Establish Goal? Yes / No	Add'l Needed (#)
D1 - Other Student, Academic and Educational Services <i>Total Employees: 876</i>	Females	520	59.4%	63.0%	NO	0
	Minority	314	35.8%	26.4%	NO	0
E1 - Professionals - Non-faculty <i>Total Employees: 1,809</i>	Females	1,052	58.2%	61.6%	NO	0
	Minority	810	44.8%	39.2%	NO	0
F1 - Computer, Engineering & Related Technical Occupations <i>Total Employees: 268</i>	Females	77	28.7%	27.8%	NO	0
	Minority	66	24.6%	27.0%	NO	0
G1 - Athletics/Sports <i>Total Employees: 144</i>	Females	34	23.6%	30.8%	YES	1
	Minority	49	34.0%	24.8%	NO	0
G2 - Counseling/Social Service/Legal <i>Total Employees: 102</i>	Females	81	79.4%	68.5%	NO	0
	Minority	33	32.4%	48.1%	YES	6
G3 - Radio, TV and Other Media/Entertainment <i>Total Employees: 70</i>	Females	34	48.6%	49.3%	NO	0
	Minority	13	18.6%	31.8%	YES	4
H1 - Office/Admin Support <i>Total Employees: 929</i>	Females	738	79.4%	72.5%	NO	0
	Minority	452	48.7%	31.4%	NO	0
I1 - Maintenance/Construction <i>Total Employees: 100</i>	Females	5	5.0%	2.8%	NO	0
	Minority	33	33.0%	42.4%	NO	0
J1 - Production/Transportation <i>Total Employees: 2</i>	Females	0	0.0%	12.4%	NO	0
	Minority	0	0.0%	52.0%	NO	0
K1 - Service - Public Safety <i>Total Employees: 53</i>	Females	6	11.3%	28.1%	YES	5
	Minority	17	32.1%	25.0%	NO	0

Eighty-Percent (80%) Plus Whole Person Rule – Underutilization is declared if the ratio of the incumbent percentage to the final availability is less than 80% AND the expected number of the at issue group exceeds the actual number by at least one whole (1.0) person.

FOR INTERNAL USE ONLY

Maricopa County Community College District

Snapshot Date: 09/30/2017

Placement Goals Summary

Test: 80% Rule with Whole Person

Job Group	Gender / Race Groups	Employees (#)	Employees (%)	Availability (%)	Establish Goal? Yes / No	Add'l Needed (#)
K2 - Service - Facility/Grounds <i>Total Employees: 98</i>	Females	34	34.7%	23.8%	NO	0
	Minority	73	74.5%	72.7%	NO	0
K3 - Service - Other <i>Total Employees: 43</i>	Females	16	37.2%	43.4%	NO	0
	Minority	15	34.9%	26.3%	NO	0

Eighty-Percent (80%) Plus Whole Person Rule – Underutilization is declared if the ratio of the incumbent percentage to the final availability is less than 80% AND the expected number of the at issue group exceeds the actual number by at least one whole (1.0) person.

FOR INTERNAL USE ONLY

Maricopa County Community College District

Snapshot Date: 09/30/2017

Adverse Impact: Hires*

Analysis 1: Applicants vs. Hires

Transaction Period: 10/01/2016 - 09/30/2017

Job Group	Category	Applicants	Hires	Selection Rate (%)	80% Rule	Stat. Significance Test		Impact? Yes/No ³	Add. # Needed ⁴	OFCCP Shortfall ⁵
						Std Dev (Chi-Square)	Std Dev (F. Exact) ²			
A1 - Executive Management	Males	27	0	0.0	YES	2.15	1.69	NO	N/A	N/A
	Females (!)	6	1	16.7	NO	N/A	N/A	NO	N/A	N/A
	White (!)	16	1	6.3	NO	N/A	N/A	NO	N/A	N/A
	Minority	17	0	0.0	YES	1.04	1.16	NO	N/A	N/A
	Afr. Amer.	7	0	0.0	YES	0.67	0.45	NO	N/A	N/A
	Hispanic	2	0	0.0	YES	0.36	0.58	NO	N/A	N/A
	Asian	3	0	0.0	YES	0.44	0.55	NO	N/A	N/A
	Nat. Amer.	2	0	0.0	YES	0.36	0.58	NO	N/A	N/A
	NHOPI	3	0	0.0	YES	0.44	0.55	NO	N/A	N/A
	Two or More	0	0	N/A	NO	N/A	N/A	NO	N/A	N/A
A2 - Senior Management	Males (!)	561	10	1.8	NO	N/A	N/A	NO	N/A	N/A
	Females	495	7	1.4	YES	0.47	0.35	NO	N/A	N/A
	White	646	11	1.7	YES	0.53	1.05	NO	N/A	N/A
	Minority	410	6	1.5	N/A	N/A	N/A	N/A	N/A	N/A
	Afr. Amer.	184	1	0.5	YES	1.34	1.41	NO	N/A	N/A
	Hispanic	141	3	2.1	YES	0.28	0.88	NO	N/A	N/A
	Asian (!)	34	1	2.9	NO	N/A	N/A	NO	N/A	N/A
	Nat. Amer.	41	1	2.4	NO	0.13	0.32	NO	N/A	N/A
	NHOPI	10	0	0.0	YES	0.54	0.50	NO	N/A	N/A
	Two or More	0	0	N/A	NO	N/A	N/A	NO	N/A	N/A

1 - "Applicants" shows all external applicants.
 2 - Fisher Exact test calculated using the Lancaster Mid-P correction.
 3 - Yes/No determination based on results of the Fisher's Exact test (with Mid-P correction).
 4 - Additional number needed to hypothetically change from failing to passing to eliminate statistically significant findings (keeping total numbers constant).
 5 - Based on overall selection rate.

(!) Group with the highest selection/retention rate (i.e., the "Reference Group")
 (*) Highest Rate - All groups will be compared to the "Reference Group"

FOR INTERNAL USE ONLY

Maricopa County Community College District

Snapshot Date: 09/30/2017

Adverse Impact: Hires*

Analysis 1: Applicants vs. Hires

Transaction Period: 10/01/2016 - 09/30/2017

Job Group	Category	Applicants	Hires	Selection Rate (%)	80% Rule	Stat. Significance Test		Impact? ³ Yes/No	Add. # Needed ⁴	OFCCP Shortfall ⁵
						Std Dev (Chi-Square)	Std Dev (F. Exact) ²			
A3 - Deans	Males	472	2	0.4	YES	1.78	1.56	NO	N/A	N/A
	Females (!)	368	6	1.6	NO	N/A	N/A	NO	N/A	N/A
	White	542	3	0.6	YES	3.54	2.92	YES	7	3
	Minority	298	5	1.7	N/A	N/A	N/A	N/A	N/A	N/A
	Afr. Amer.	155	0	0.0	YES	2.82	2.73	YES	2	2
	Hispanic (!)	79	4	5.1	NO	N/A	N/A	NO	N/A	N/A
	Asian	33	0	0.0	YES	1.31	1.29	NO	N/A	N/A
	Nat. Amer.	27	1	3.7	YES	0.28	0.25	NO	N/A	N/A
	NHOPI	4	0	0.0	YES	0.46	0.53	NO	N/A	N/A
	Two or More	0	0	N/A	NO	N/A	N/A	NO	N/A	N/A
A4 - First/Mid-Level Management	Males (!)	870	19	2.2	NO	N/A	N/A	NO	N/A	N/A
	Females	962	19	2.0	NO	0.31	0.24	NO	N/A	N/A
	White (!)	1,183	30	2.5	NO	N/A	N/A	NO	N/A	N/A
	Minority	649	8	1.2	YES	1.87	1.79	NO	N/A	N/A
	Afr. Amer.	277	4	1.4	YES	1.08	0.98	NO	N/A	N/A
	Hispanic	216	3	1.4	YES	1.02	0.84	NO	N/A	N/A
	Asian	86	1	1.2	YES	0.79	0.53	NO	N/A	N/A
	Nat. Amer.	55	0	0.0	YES	1.19	0.65	NO	N/A	N/A
	NHOPI	15	0	0.0	YES	0.62	0.44	NO	N/A	N/A
	Two or More	0	0	N/A	NO	N/A	N/A	NO	N/A	N/A

1 - "Applicants" shows all external applicants.

2 - Fisher Exact test calculated using the Lancaster Mid-P correction.

3 - Yes/No determination based on results of the Fisher's Exact test (with Mid-P correction).

4 - Additional number needed to hypothetically change from failing to passing to eliminate statistically significant findings (keeping total numbers constant).

5 - Based on overall selection rate.

(!) Group with the highest selection/retention rate (i.e., the "Reference Group")

(*) Highest Rate - All groups will be compared to the "Reference Group"

FOR INTERNAL USE ONLY

Maricopa County Community College District

Snapshot Date: 09/30/2017

Adverse Impact: Hires*

Analysis 1: Applicants vs. Hires

Transaction Period: 10/01/2016 - 09/30/2017

Job Group	Category	Applicants	Hires	Selection Rate (%)	80% Rule	Stat. Significance Test		Impact? Yes/No ³	Add. # Needed ⁴	OFCCP Shortfall ⁵
						Std Dev (Chi-Square)	Std Dev (F. Exact) ²			
B1 - Faculty	Males	2,379	47	2.0	NO	1.18	1.15	NO	N/A	N/A
	Females (!)	3,014	74	2.5	NO	N/A	N/A	NO	N/A	N/A
	White (!)	3,848	103	2.7	NO	N/A	N/A	NO	N/A	N/A
	Minority	1,545	18	1.2	YES	3.38	3.53	YES	10	16
	Afr. Amer.	537	9	1.7	YES	1.37	1.38	NO	N/A	N/A
	Hispanic	497	5	1.0	YES	2.25	2.38	YES	2	6
	Asian	359	4	1.1	YES	1.79	1.84	NO	N/A	N/A
	Nat. Amer.	131	0	0.0	YES	1.89	2.11	YES	1	2
	NHOPI	21	0	0.0	YES	0.75	0.36	NO	N/A	N/A
	Two or More	0	0	N/A	NO	N/A	N/A	NO	N/A	N/A
C1 - Librarians	Males	36	0	0.0	YES	0.85	0.34	NO	N/A	N/A
	Females (!)	99	2	2.0	NO	N/A	N/A	NO	N/A	N/A
	White	112	1	0.9	YES	1.84	1.62	NO	N/A	N/A
	Minority	23	1	4.3	N/A	N/A	N/A	N/A	N/A	N/A
	Afr. Amer.	1	0	0.0	YES	0.28	0.61	NO	N/A	N/A
	Hispanic (!)	13	1	7.7	NO	N/A	N/A	NO	N/A	N/A
	Asian	7	0	0.0	YES	0.75	0.41	NO	N/A	N/A
	Nat. Amer.	2	0	0.0	YES	0.40	0.57	NO	N/A	N/A
	NHOPI	0	0	N/A	NO	N/A	N/A	NO	N/A	N/A
	Two or More	0	0	N/A	NO	N/A	N/A	NO	N/A	N/A

1 - "Applicants" shows all external applicants.
 2 - Fisher Exact test calculated using the Lancaster Mid-P correction.
 3 - Yes/No determination based on results of the Fisher's Exact test (with Mid-P correction).
 4 - Additional number needed to hypothetically change from failing to passing to eliminate statistically significant findings (keeping total numbers constant).
 5 - Based on overall selection rate.

(!) Group with the highest selection/retention rate (i.e., the "Reference Group")
 (*) Highest Rate - All groups will be compared to the "Reference Group"

FOR INTERNAL USE ONLY

Maricopa County Community College District

Snapshot Date: 09/30/2017

Adverse Impact: Hires*

Analysis 1: Applicants vs. Hires

Transaction Period: 10/01/2016 - 09/30/2017

Job Group	Category	Applicants	Hires	Selection Rate (%)	80% Rule	Stat. Significance Test		Impact? Yes/No ³	Add. # Needed ⁴	OFCCP Shortfall ⁵
						Std Dev (Chi-Square)	Std Dev (F. Exact) ²			
D1 - Other Student, Academic and Educational Services	Males	372	9	2.4	NO	0.31	0.30	NO	N/A	N/A
	Females (!)	619	17	2.7	NO	N/A	N/A	NO	N/A	N/A
	White	603	14	2.3	YES	1.57	1.67	NO	N/A	N/A
	Minority	388	12	3.1	N/A	N/A	N/A	N/A	N/A	N/A
	Afr. Amer. (!)	123	6	4.9	NO	N/A	N/A	NO	N/A	N/A
	Hispanic	142	6	4.2	NO	0.25	0.14	NO	N/A	N/A
	Asian	71	0	0.0	YES	1.89	1.90	NO	N/A	N/A
	Nat. Amer.	51	0	0.0	YES	1.60	1.54	NO	N/A	N/A
	NHOPI	1	0	0.0	YES	0.22	0.63	NO	N/A	N/A
Two or More	0	0	N/A	NO	N/A	N/A	NO	N/A	N/A	
E1 - Professionals - Non-faculty	Males	2,344	54	2.3	NO	0.27	0.21	NO	N/A	N/A
	Females (!)	3,898	94	2.4	NO	N/A	N/A	NO	N/A	N/A
	White	3,572	93	2.6	NO	0.22	0.27	NO	N/A	N/A
	Minority	2,670	55	2.1	N/A	N/A	N/A	N/A	N/A	N/A
	Afr. Amer.	883	15	1.7	YES	1.52	1.44	NO	N/A	N/A
	Hispanic (!)	1,062	29	2.7	NO	N/A	N/A	NO	N/A	N/A
	Asian	381	6	1.6	YES	1.25	1.25	NO	N/A	N/A
	Nat. Amer.	289	5	1.7	YES	0.96	0.94	NO	N/A	N/A
	NHOPI	55	0	0.0	YES	1.24	1.07	NO	N/A	N/A
Two or More	0	0	N/A	NO	N/A	N/A	NO	N/A	N/A	

1 - "Applicants" shows all external applicants.

2 - Fisher Exact test calculated using the Lancaster Mid-P correction.

3 - Yes/No determination based on results of the Fisher's Exact test (with Mid-P correction).

4 - Additional number needed to hypothetically change from failing to passing to eliminate statistically significant findings (keeping total numbers constant).

5 - Based on overall selection rate.

(!) Group with the highest selection/retention rate (i.e., the "Reference Group")

(*) Highest Rate - All groups will be compared to the "Reference Group"

FOR INTERNAL USE ONLY

Maricopa County Community College District

Snapshot Date: 09/30/2017

Adverse Impact: Hires*

Analysis 1: Applicants vs. Hires

Transaction Period: 10/01/2016 - 09/30/2017

Job Group	Category	Applicants	Hires	Selection Rate (%)	80% Rule	Stat. Significance Test		Impact? Yes/No ³	Add. # Needed ⁴	OFCCP Shortfall ⁵
						Std Dev (Chi-Square)	Std Dev (F. Exact) ²			
F1 - Computer, Engineering & Related Technical Occupations	Males	772	27	3.5	YES	1.74	1.81	NO	N/A	N/A
	Females (!)	288	17	5.9	NO	N/A	N/A	NO	N/A	N/A
	White	607	27	4.4	YES	0.50	0.87	NO	N/A	N/A
	Minority	453	17	3.8	N/A	N/A	N/A	N/A	N/A	N/A
	Afr. Amer.	95	1	1.1	YES	1.72	1.84	NO	N/A	N/A
	Hispanic	153	7	4.6	YES	0.40	0.54	NO	N/A	N/A
	Asian	143	6	4.2	YES	0.52	0.56	NO	N/A	N/A
	Nat. Amer. (!)	50	3	6.0	NO	N/A	N/A	NO	N/A	N/A
	NHOPI	12	0	0.0	YES	0.86	0.33	NO	N/A	N/A
	Two or More	0	0	N/A	NO	N/A	N/A	NO	N/A	N/A
G1 - Athletics/Sports	Males	87	1	1.1	YES	1.06	1.27	NO	N/A	N/A
	Females (!)	22	1	4.5	NO	N/A	N/A	NO	N/A	N/A
	White (!)	69	2	2.9	NO	N/A	N/A	NO	N/A	N/A
	Minority	40	0	0.0	YES	1.08	0.97	NO	N/A	N/A
	Afr. Amer.	29	0	0.0	YES	0.92	0.31	NO	N/A	N/A
	Hispanic	8	0	0.0	YES	0.48	0.52	NO	N/A	N/A
	Asian	1	0	0.0	YES	0.17	0.65	NO	N/A	N/A
	Nat. Amer.	1	0	0.0	YES	0.17	0.65	NO	N/A	N/A
	NHOPI	1	0	0.0	YES	0.17	0.65	NO	N/A	N/A
	Two or More	0	0	N/A	NO	N/A	N/A	NO	N/A	N/A

1 - "Applicants" shows all external applicants.
 2 - Fisher Exact test calculated using the Lancaster Mid-P correction.
 3 - Yes/No determination based on results of the Fisher's Exact test (with Mid-P correction).
 4 - Additional number needed to hypothetically change from failing to passing to eliminate statistically significant findings (keeping total numbers constant).
 5 - Based on overall selection rate.

(!) Group with the highest selection/retention rate (i.e., the "Reference Group")
 (*) Highest Rate - All groups will be compared to the "Reference Group"

FOR INTERNAL USE ONLY

Maricopa County Community College District

Snapshot Date: 09/30/2017

Adverse Impact: Hires*

Analysis 1: Applicants vs. Hires

Transaction Period: 10/01/2016 - 09/30/2017

Job Group	Category	Applicants	Hires	Selection Rate (%)	80% Rule	Stat. Significance Test		Impact? Yes/No ³	Add. # Needed ⁴	OFCCP Shortfall ⁵
						Std Dev (Chi-Square)	Std Dev (F. Exact) ²			
G2 - Counseling/Social Service/Legal	Males (!)	220	1	0.5	NO	N/A	N/A	NO	N/A	N/A
	Females	593	1	0.2	YES	0.73	1.10	NO	N/A	N/A
	White (!)	480	2	0.4	NO	N/A	N/A	NO	N/A	N/A
	Minority	333	0	0.0	YES	1.17	0.95	NO	N/A	N/A
	Afr. Amer.	152	0	0.0	YES	0.79	0.36	NO	N/A	N/A
	Hispanic	125	0	0.0	YES	0.72	0.40	NO	N/A	N/A
	Asian	22	0	0.0	YES	0.30	0.60	NO	N/A	N/A
	Nat. Amer.	28	0	0.0	YES	0.34	0.59	NO	N/A	N/A
	NHOPI	6	0	0.0	YES	0.15	0.65	NO	N/A	N/A
	Two or More	0	0	N/A	NO	N/A	N/A	NO	N/A	N/A
G3 - Radio, TV and Other Media/Entertainment	Males	22	2	9.1	YES	0.39	0.28	NO	N/A	N/A
	Females (!)	7	1	14.3	NO	N/A	N/A	NO	N/A	N/A
	White (!)	22	3	13.6	NO	N/A	N/A	NO	N/A	N/A
	Minority	7	0	0.0	YES	1.03	0.94	NO	N/A	N/A
	Afr. Amer.	1	0	0.0	YES	0.39	0.57	NO	N/A	N/A
	Hispanic	5	0	0.0	YES	0.87	0.33	NO	N/A	N/A
	Asian	0	0	N/A	NO	N/A	N/A	NO	N/A	N/A
	Nat. Amer.	1	0	0.0	YES	0.39	0.57	NO	N/A	N/A
	NHOPI	0	0	N/A	NO	N/A	N/A	NO	N/A	N/A
	Two or More	0	0	N/A	NO	N/A	N/A	NO	N/A	N/A

1 - "Applicants" shows all external applicants.
 2 - Fisher Exact test calculated using the Lancaster Mid-P correction.
 3 - Yes/No determination based on results of the Fisher's Exact test (with Mid-P correction).
 4 - Additional number needed to hypothetically change from failing to passing to eliminate statistically significant findings (keeping total numbers constant).
 5 - Based on overall selection rate.

(!) Group with the highest selection/retention rate (i.e., the "Reference Group")
 (*) Highest Rate - All groups will be compared to the "Reference Group"

FOR INTERNAL USE ONLY

Maricopa County Community College District

Snapshot Date: 09/30/2017

Adverse Impact: Hires*

Analysis 1: Applicants vs. Hires

Transaction Period: 10/01/2016 - 09/30/2017

Job Group	Category	Applicants	Hires	Selection Rate (%)	80% Rule	Stat. Significance Test		Impact? ³ Yes/No	Add. # Needed ⁴	OFCCP Shortfall ⁵
						Std Dev (Chi-Square)	Std Dev (F. Exact) ²			
H1 - Office/Admin Support	Males	4,034	78	1.9	NO	0.86	0.81	NO	N/A	N/A
	Females (!)	9,980	216	2.2	NO	N/A	N/A	NO	N/A	N/A
	White	7,549	144	1.9	YES	3.25	3.22	YES	29	22
	Minority	6,465	150	2.3	N/A	N/A	N/A	N/A	N/A	N/A
	Afr. Amer.	1,915	35	1.8	YES	2.43	2.48	YES	5	12
	Hispanic (!)	2,954	87	2.9	NO	N/A	N/A	NO	N/A	N/A
	Asian	670	11	1.6	YES	1.87	1.91	NO	N/A	N/A
	Nat. Amer.	768	16	2.1	YES	1.29	1.29	NO	N/A	N/A
	NHOPI	158	1	0.6	YES	1.70	1.60	NO	N/A	N/A
Two or More	0	0	N/A	NO	N/A	N/A	NO	N/A	N/A	
I1 - Maintenance/Construction	Males (!)	261	17	6.5	NO	N/A	N/A	NO	N/A	N/A
	Females	3	0	0.0	YES	0.45	0.53	NO	N/A	N/A
	White	152	12	7.9	NO	0.42	0.42	NO	N/A	N/A
	Minority	112	5	4.5	N/A	N/A	N/A	N/A	N/A	N/A
	Afr. Amer.	32	0	0.0	YES	1.82	1.59	NO	N/A	N/A
	Hispanic (!)	51	5	9.8	NO	N/A	N/A	NO	N/A	N/A
	Asian	5	0	0.0	YES	0.73	0.39	NO	N/A	N/A
	Nat. Amer.	23	0	0.0	YES	1.55	1.16	NO	N/A	N/A
	NHOPI	1	0	0.0	YES	0.32	0.60	NO	N/A	N/A
Two or More	0	0	N/A	NO	N/A	N/A	NO	N/A	N/A	

1 - "Applicants" shows all external applicants.

2 - Fisher Exact test calculated using the Lancaster Mid-P correction.

3 - Yes/No determination based on results of the Fisher's Exact test (with Mid-P correction).

4 - Additional number needed to hypothetically change from failing to passing to eliminate statistically significant findings (keeping total numbers constant).

5 - Based on overall selection rate.

(!) Group with the highest selection/retention rate (i.e., the "Reference Group")

(*) Highest Rate - All groups will be compared to the "Reference Group"

FOR INTERNAL USE ONLY

Maricopa County Community College District

Snapshot Date: 09/30/2017

Adverse Impact: Hires*

Analysis 1: Applicants vs. Hires

Transaction Period: 10/01/2016 - 09/30/2017

Job Group	Category	Applicants	Hires	Selection Rate (%)	80% Rule	Stat. Significance Test		Impact? Yes/No ³	Add. # Needed ⁴	OFCCP Shortfall ⁵
						Std Dev (Chi-Square)	Std Dev (F. Exact) ²			
K1 - Service - Public Safety	Males	364	10	2.7	YES	0.49	0.65	NO	N/A	N/A
	Females (!)	50	2	4.0	NO	N/A	N/A	NO	N/A	N/A
	White (!)	226	10	4.4	NO	N/A	N/A	NO	N/A	N/A
	Minority	188	2	1.1	YES	2.02	1.89	NO	N/A	N/A
	Afr. Amer.	89	1	1.1	YES	1.43	1.49	NO	N/A	N/A
	Hispanic	83	1	1.2	YES	1.35	1.18	NO	N/A	N/A
	Asian	1	0	0.0	YES	0.21	0.64	NO	N/A	N/A
	Nat. Amer.	13	0	0.0	YES	0.77	0.36	NO	N/A	N/A
	NHOPI	2	0	0.0	YES	0.30	0.60	NO	N/A	N/A
	Two or More	0	0	N/A	NO	N/A	N/A	NO	N/A	N/A
K2 - Service - Facility/Grounds	Males (!)	288	9	3.1	NO	N/A	N/A	NO	N/A	N/A
	Females	56	1	1.8	YES	0.54	0.20	NO	N/A	N/A
	White	158	4	2.5	YES	0.87	0.91	NO	N/A	N/A
	Minority	186	6	3.2	N/A	N/A	N/A	N/A	N/A	N/A
	Afr. Amer.	67	2	3.0	YES	0.51	0.59	NO	N/A	N/A
	Hispanic (!)	87	4	4.6	NO	N/A	N/A	NO	N/A	N/A
	Asian	10	0	0.0	YES	0.69	0.41	NO	N/A	N/A
	Nat. Amer.	18	0	0.0	YES	0.92	0.29	NO	N/A	N/A
	NHOPI	4	0	0.0	YES	0.43	0.54	NO	N/A	N/A
	Two or More	0	0	N/A	NO	N/A	N/A	NO	N/A	N/A

1 - "Applicants" shows all external applicants.

2 - Fisher Exact test calculated using the Lancaster Mid-P correction.

3 - Yes/No determination based on results of the Fisher's Exact test (with Mid-P correction).

4 - Additional number needed to hypothetically change from failing to passing to eliminate statistically significant findings (keeping total numbers constant).

5 - Based on overall selection rate.

(!) Group with the highest selection/retention rate (i.e., the "Reference Group")

(*) Highest Rate - All groups will be compared to the "Reference Group"

FOR INTERNAL USE ONLY

Maricopa County Community College District

Snapshot Date: 09/30/2017

Adverse Impact: All Promotions*

Analysis 1: Previous Headcounts vs. Promoted (All)

Transaction Period: 10/01/2016 - 09/30/2017

Job Group	Category	Available	Promoted	Selection Rate (%)	80% Rule	Stat. Significance Test		Impact? Yes/No ³	Add. # Needed ⁴	OFCCP Shortfall ⁵
						Std Dev (Chi-Square)	Std Dev (F. Exact) ²			
A1 - Executive Management	Males (!)	24	3	12.5	NO	N/A	N/A	NO	N/A	N/A
	Females	26	3	11.5	NO	0.10	0.20	NO	N/A	N/A
	White (!)	29	5	17.2	NO	N/A	N/A	NO	N/A	N/A
	Minority	21	1	4.8	YES	1.34	1.03	NO	N/A	N/A
	Afr. Amer.	7	0	0.0	YES	1.18	0.83	NO	N/A	N/A
	Hispanic	12	1	8.3	YES	0.73	0.68	NO	N/A	N/A
	Asian	2	0	0.0	YES	0.64	0.45	NO	N/A	N/A
	Nat. Amer.	0	0	N/A	NO	N/A	N/A	NO	N/A	N/A
	NHOPI	0	0	N/A	NO	N/A	N/A	NO	N/A	N/A
	Two or More	0	0	N/A	NO	N/A	N/A	NO	N/A	N/A
A2 - Senior Management	Males	88	7	8.0	YES	1.28	1.21	NO	N/A	N/A
	Females (!)	117	16	13.7	NO	N/A	N/A	NO	N/A	N/A
	White	139	14	10.1	YES	1.05	1.02	NO	N/A	N/A
	Minority	66	9	13.6	N/A	N/A	N/A	N/A	N/A	N/A
	Afr. Amer. (!)	16	3	18.8	NO	N/A	N/A	NO	N/A	N/A
	Hispanic	42	5	11.9	YES	0.67	0.60	NO	N/A	N/A
	Asian	4	1	25.0	NO	N/A	N/A	NO	N/A	N/A
	Nat. Amer.	4	0	0.0	YES	0.93	0.31	NO	N/A	N/A
	NHOPI	0	0	N/A	NO	N/A	N/A	NO	N/A	N/A
	Two or More	0	0	N/A	NO	N/A	N/A	NO	N/A	N/A

1 - "Previous Headcounts" shows job group headcount from prior snapshot. Analyses requiring headcounts from the previous plan year could not be conducted for those job groups that did not exist in the previous plan year.

2 - Fisher Exact test calculated using the Lancaster Mid-P correction.

3 - Yes/No determination based on results of the Fisher's Exact test (with Mid-P correction).

4 - Additional number needed to hypothetically change from failing to passing to eliminate statistically significant findings (keeping total numbers constant).

5 - Based on overall selection rate.

(!) Group with the highest selection/retention rate (i.e., the "Reference Group")

(*) Highest Rate - All groups will be compared to the "Reference Group"

FOR INTERNAL USE ONLY

Maricopa County Community College District

Snapshot Date: 09/30/2017

Adverse Impact: All Promotions*

Analysis 1: Previous Headcounts vs. Promoted (All)

Transaction Period: 10/01/2016 - 09/30/2017

Job Group	Category	Available	Promoted	Selection Rate (%)	80% Rule	Stat. Significance Test		Impact? Yes/No ³	Add. # Needed ⁴	OFCCP Shortfall ⁵
						Std Dev (Chi-Square)	Std Dev (F. Exact) ²			
A3 - Deans	Males	23	9	39.1	NO	0.02	0.13	NO	N/A	N/A
	Females (!)	38	15	39.5	NO	N/A	N/A	NO	N/A	N/A
	White	38	12	31.6	YES	1.97	1.89	NO	N/A	N/A
	Minority	23	12	52.2	N/A	N/A	N/A	N/A	N/A	N/A
	Afr. Amer.	9	3	33.3	YES	1.71	1.69	NO	N/A	N/A
	Hispanic	11	7	63.6	YES	1.02	0.29	NO	N/A	N/A
	Asian (!)	2	2	100.0	NO	N/A	N/A	NO	N/A	N/A
	Nat. Amer.	1	0	0.0	YES	1.73	1.38	NO	N/A	N/A
	NHOPI	0	0	N/A	NO	N/A	N/A	NO	N/A	N/A
	Two or More	0	0	N/A	NO	N/A	N/A	NO	N/A	N/A
A4 - First/Mid-Level Management	Males (!)	102	24	23.5	NO	N/A	N/A	NO	N/A	N/A
	Females	110	16	14.5	YES	1.67	1.66	NO	N/A	N/A
	White (!)	140	32	22.9	NO	N/A	N/A	NO	N/A	N/A
	Minority	72	8	11.1	YES	2.07	2.12	YES	1	5
	Afr. Amer.	20	4	20.0	NO	0.28	0.13	NO	N/A	N/A
	Hispanic	43	4	9.3	YES	1.95	2.06	YES	1	4
	Asian	8	0	0.0	YES	1.52	1.49	NO	N/A	N/A
	Nat. Amer.	0	0	N/A	NO	N/A	N/A	NO	N/A	N/A
	NHOPI	1	0	0.0	YES	0.54	0.50	NO	N/A	N/A
	Two or More	0	0	N/A	NO	N/A	N/A	NO	N/A	N/A

1 - "Previous Headcounts" shows job group headcount from prior snapshot. Analyses requiring headcounts from the previous plan year could not be conducted for those job groups that did not exist in the previous plan year.

2 - Fisher Exact test calculated using the Lancaster Mid-P correction.

3 - Yes/No determination based on results of the Fisher's Exact test (with Mid-P correction).

4 - Additional number needed to hypothetically change from failing to passing to eliminate statistically significant findings (keeping total numbers constant).

5 - Based on overall selection rate.

(!) Group with the highest selection/retention rate (i.e., the "Reference Group")

(*) Highest Rate - All groups will be compared to the "Reference Group"

FOR INTERNAL USE ONLY

Maricopa County Community College District

Snapshot Date: 09/30/2017

Adverse Impact: All Promotions*

Analysis 1: Previous Headcounts vs. Promoted (All)

Transaction Period: 10/01/2016 - 09/30/2017

Job Group	Category	Available	Promoted	Selection Rate (%)	80% Rule	Stat. Significance Test		Impact? Yes/No ³	Add. # Needed ⁴	OFCCP Shortfall ⁵
						Std Dev (Chi-Square)	Std Dev (F. Exact) ²			
B1 - Faculty	Males	602	8	1.3	YES	1.78	1.81	NO	N/A	N/A
	Females (!)	729	20	2.7	NO	N/A	N/A	NO	N/A	N/A
	White	1,051	18	1.7	YES	3.88	3.19	YES	24	4
	Minority	280	10	3.6	N/A	N/A	N/A	N/A	N/A	N/A
	Afr. Amer. (!)	69	6	8.7	NO	N/A	N/A	NO	N/A	N/A
	Hispanic	141	4	2.8	YES	1.87	1.89	NO	N/A	N/A
	Asian	54	0	0.0	YES	2.22	2.32	YES	1	2
	Nat. Amer.	16	0	0.0	YES	1.22	0.75	NO	N/A	N/A
	NHOPI	0	0	N/A	NO	N/A	N/A	NO	N/A	N/A
	Two or More	0	0	N/A	NO	N/A	N/A	NO	N/A	N/A
C1 - Librarians	Males	8	0	0.0	YES	0.43	0.55	NO	N/A	N/A
	Females (!)	44	1	2.3	NO	N/A	N/A	NO	N/A	N/A
	White (!)	40	1	2.5	NO	N/A	N/A	NO	N/A	N/A
	Minority	12	0	0.0	YES	0.55	0.50	NO	N/A	N/A
	Afr. Amer.	1	0	0.0	YES	0.16	0.65	NO	N/A	N/A
	Hispanic	6	0	0.0	YES	0.39	0.57	NO	N/A	N/A
	Asian	4	0	0.0	YES	0.31	0.60	NO	N/A	N/A
	Nat. Amer.	1	0	0.0	YES	0.16	0.65	NO	N/A	N/A
	NHOPI	0	0	N/A	NO	N/A	N/A	NO	N/A	N/A
	Two or More	0	0	N/A	NO	N/A	N/A	NO	N/A	N/A

1 - "Previous Headcounts" shows job group headcount from prior snapshot. Analyses requiring headcounts from the previous plan year could not be conducted for those job groups that did not exist in the previous plan year.

2 - Fisher Exact test calculated using the Lancaster Mid-P correction.

3 - Yes/No determination based on results of the Fisher's Exact test (with Mid-P correction).

4 - Additional number needed to hypothetically change from failing to passing to eliminate statistically significant findings (keeping total numbers constant).

5 - Based on overall selection rate.

(!) Group with the highest selection/retention rate (i.e., the "Reference Group")

(*) Highest Rate - All groups will be compared to the "Reference Group"

FOR INTERNAL USE ONLY

Maricopa County Community College District

Snapshot Date: 09/30/2017

Adverse Impact: All Promotions*

Analysis 1: Previous Headcounts vs. Promoted (All)

Transaction Period: 10/01/2016 - 09/30/2017

Job Group	Category	Available	Promoted	Selection Rate (%)	80% Rule	Stat. Significance Test		Impact? Yes/No ³	Add. # Needed ⁴	OFCCP Shortfall ⁵
						Std Dev (Chi-Square)	Std Dev (F. Exact) ²			
D1 - Other Student, Academic and Educational Services	Males	23	2	8.7	YES	0.90	0.83	NO	N/A	N/A
	Females (!)	67	11	16.4	NO	N/A	N/A	NO	N/A	N/A
	White	53	7	13.2	YES	0.56	0.70	NO	N/A	N/A
	Minority	37	6	16.2	N/A	N/A	N/A	N/A	N/A	N/A
	Afr. Amer. (!)	10	2	20.0	NO	N/A	N/A	NO	N/A	N/A
	Hispanic	19	3	15.8	YES	0.28	0.23	NO	N/A	N/A
	Asian	6	1	16.7	NO	0.16	0.30	NO	N/A	N/A
	Nat. Amer.	2	0	0.0	YES	0.69	0.44	NO	N/A	N/A
	NHOPI	0	0	N/A	NO	N/A	N/A	NO	N/A	N/A
	Two or More	0	0	N/A	NO	N/A	N/A	NO	N/A	N/A
E1 - Professionals - Non-faculty	Males (!)	171	144	84.2	NO	N/A	N/A	NO	N/A	N/A
	Females	339	268	79.1	NO	1.39	1.36	NO	N/A	N/A
	White (!)	323	266	82.4	NO	N/A	N/A	NO	N/A	N/A
	Minority	187	146	78.1	NO	1.18	1.22	NO	N/A	N/A
	Afr. Amer.	41	30	73.2	NO	1.42	1.37	NO	N/A	N/A
	Hispanic	108	85	78.7	NO	0.84	0.92	NO	N/A	N/A
	Asian	22	12	54.5	YES	3.19	3.05	YES	3	5
	Nat. Amer.	15	18	120.0	NO	N/A	N/A	NO	N/A	N/A
	NHOPI	1	1	100.0	NO	N/A	N/A	NO	N/A	N/A
	Two or More	0	0	N/A	NO	N/A	N/A	NO	N/A	N/A

1 - "Previous Headcounts" shows job group headcount from prior snapshot. Analyses requiring headcounts from the previous plan year could not be conducted for those job groups that did not exist in the previous plan year.

2 - Fisher Exact test calculated using the Lancaster Mid-P correction.

3 - Yes/No determination based on results of the Fisher's Exact test (with Mid-P correction).

4 - Additional number needed to hypothetically change from failing to passing to eliminate statistically significant findings (keeping total numbers constant).

5 - Based on overall selection rate.

(!) Group with the highest selection/retention rate (i.e., the "Reference Group")

(*) Highest Rate - All groups will be compared to the "Reference Group"

FOR INTERNAL USE ONLY

Maricopa County Community College District

Snapshot Date: 09/30/2017

Adverse Impact: All Promotions*

Analysis 1: Previous Headcounts vs. Promoted (All)

Transaction Period: 10/01/2016 - 09/30/2017

Job Group	Category	Available	Promoted	Selection Rate (%)	80% Rule	Stat. Significance Test		Impact? Yes/No ³	Add. # Needed ⁴	OFCCP Shortfall ⁵
						Std Dev (Chi-Square)	Std Dev (F. Exact) ²			
F1 - Computer, Engineering & Related Technical Occupations	Males	199	22	11.1	YES	1.68	1.59	NO	N/A	N/A
	Females (!)	87	16	18.4	NO	N/A	N/A	NO	N/A	N/A
	White	215	27	12.6	YES	1.11	1.17	NO	N/A	N/A
	Minority	71	11	15.5	N/A	N/A	N/A	N/A	N/A	N/A
	Afr. Amer.	12	1	8.3	YES	0.89	0.63	NO	N/A	N/A
	Hispanic (!)	36	7	19.4	NO	N/A	N/A	NO	N/A	N/A
	Asian	18	2	11.1	YES	0.77	0.55	NO	N/A	N/A
	Nat. Amer.	5	1	20.0	NO	N/A	N/A	NO	N/A	N/A
	NHOPI	0	0	N/A	NO	N/A	N/A	NO	N/A	N/A
Two or More	0	0	N/A	NO	N/A	N/A	NO	N/A	N/A	
G1 - Athletics/Sports	Males (!)	37	1	2.7	NO	N/A	N/A	NO	N/A	N/A
	Females	12	0	0.0	YES	0.57	0.49	NO	N/A	N/A
	White	39	0	0.0	YES	4.47	2.25	YES	2	0
	Minority	10	1	10.0	N/A	N/A	N/A	N/A	N/A	N/A
	Afr. Amer.	3	0	0.0	YES	1.36	1.28	NO	N/A	N/A
	Hispanic	5	0	0.0	YES	1.70	1.46	NO	N/A	N/A
	Asian (!)	2	1	50.0	NO	N/A	N/A	NO	N/A	N/A
	Nat. Amer.	0	0	N/A	NO	N/A	N/A	NO	N/A	N/A
	NHOPI	0	0	N/A	NO	N/A	N/A	NO	N/A	N/A
Two or More	0	0	N/A	NO	N/A	N/A	NO	N/A	N/A	

1 - "Previous Headcounts" shows job group headcount from prior snapshot. Analyses requiring headcounts from the previous plan year could not be conducted for those job groups that did not exist in the previous plan year.
 2 - Fisher Exact test calculated using the Lancaster Mid-P correction.
 3 - Yes/No determination based on results of the Fisher's Exact test (with Mid-P correction).
 4 - Additional number needed to hypothetically change from failing to passing to eliminate statistically significant findings (keeping total numbers constant).
 5 - Based on overall selection rate.

(!) Group with the highest selection/retention rate (i.e., the "Reference Group")
 (*) Highest Rate - All groups will be compared to the "Reference Group"

FOR INTERNAL USE ONLY

Maricopa County Community College District

Snapshot Date: 09/30/2017

Adverse Impact: All Promotions*

Analysis 1: Previous Headcounts vs. Promoted (All)

Transaction Period: 10/01/2016 - 09/30/2017

Job Group	Category	Available	Promoted	Selection Rate (%)	80% Rule	Stat. Significance Test		Impact? Yes/No ³	Add. # Needed ⁴	OFCCP Shortfall ⁵
						Std Dev (Chi-Square)	Std Dev (F. Exact) ²			
G2 - Counseling/Social Service/Legal	Males	20	1	5.0	NO	0.16	0.28	NO	N/A	N/A
	Females (!)	33	2	6.1	NO	N/A	N/A	NO	N/A	N/A
	White	26	2	7.7	YES	0.85	1.17	NO	N/A	N/A
	Minority	27	1	3.7	N/A	N/A	N/A	N/A	N/A	N/A
	Afr. Amer. (!)	5	1	20.0	NO	N/A	N/A	NO	N/A	N/A
	Hispanic	20	0	0.0	YES	2.04	1.64	NO	N/A	N/A
	Asian	1	0	0.0	YES	0.48	0.54	NO	N/A	N/A
	Nat. Amer.	1	0	0.0	YES	0.48	0.54	NO	N/A	N/A
	NHOPI	0	0	N/A	NO	N/A	N/A	NO	N/A	N/A
	Two or More	0	0	N/A	NO	N/A	N/A	NO	N/A	N/A
G3 - Radio, TV and Other Media/Entertainment	Males (!)	16	8	50.0	NO	N/A	N/A	NO	N/A	N/A
	Females	8	0	0.0	YES	2.44	2.47	YES	1	2
	White (!)	20	8	40.0	NO	N/A	N/A	NO	N/A	N/A
	Minority	4	0	0.0	YES	1.54	1.35	NO	N/A	N/A
	Afr. Amer.	2	0	0.0	YES	1.12	0.99	NO	N/A	N/A
	Hispanic	2	0	0.0	YES	1.12	0.99	NO	N/A	N/A
	Asian	0	0	N/A	NO	N/A	N/A	NO	N/A	N/A
	Nat. Amer.	0	0	N/A	NO	N/A	N/A	NO	N/A	N/A
	NHOPI	0	0	N/A	NO	N/A	N/A	NO	N/A	N/A
	Two or More	0	0	N/A	NO	N/A	N/A	NO	N/A	N/A

1 - "Previous Headcounts" shows job group headcount from prior snapshot. Analyses requiring headcounts from the previous plan year could not be conducted for those job groups that did not exist in the previous plan year.

2 - Fisher Exact test calculated using the Lancaster Mid-P correction.

3 - Yes/No determination based on results of the Fisher's Exact test (with Mid-P correction).

4 - Additional number needed to hypothetically change from failing to passing to eliminate statistically significant findings (keeping total numbers constant).

5 - Based on overall selection rate.

(!) Group with the highest selection/retention rate (i.e., the "Reference Group")

(*) Highest Rate - All groups will be compared to the "Reference Group"

FOR INTERNAL USE ONLY

Maricopa County Community College District

Snapshot Date: 09/30/2017

Adverse Impact: All Promotions*

Analysis 1: Previous Headcounts vs. Promoted (All)

Transaction Period: 10/01/2016 - 09/30/2017

Job Group	Category	Available	Promoted	Selection Rate (%)	80% Rule	Stat. Significance Test		Impact? Yes/No ³	Add. # Needed ⁴	OFCCP Shortfall ⁵
						Std Dev (Chi-Square)	Std Dev (F. Exact) ²			
H1 - Office/Admin Support	Males (!)	200	62	31.0	NO	N/A	N/A	NO	N/A	N/A
	Females	791	220	27.8	NO	0.89	0.91	NO	N/A	N/A
	White	519	126	24.3	YES	3.93	3.87	YES	34	24
	Minority	472	156	33.1	N/A	N/A	N/A	N/A	N/A	N/A
	Afr. Amer.	92	21	22.8	YES	2.55	2.58	YES	3	10
	Hispanic (!)	301	112	37.2	NO	N/A	N/A	NO	N/A	N/A
	Asian	40	11	27.5	YES	1.20	1.13	NO	N/A	N/A
	Nat. Amer.	33	11	33.3	NO	0.43	0.46	NO	N/A	N/A
	NHOPI	6	1	16.7	YES	1.03	1.01	NO	N/A	N/A
	Two or More	0	0	N/A	NO	N/A	N/A	NO	N/A	N/A
I1 - Maintenance/Construction	Males (!)	92	10	10.9	NO	N/A	N/A	NO	N/A	N/A
	Females	4	0	0.0	YES	0.69	0.41	NO	N/A	N/A
	White (!)	63	8	12.7	NO	N/A	N/A	NO	N/A	N/A
	Minority	33	2	6.1	YES	1.01	0.85	NO	N/A	N/A
	Afr. Amer.	1	0	0.0	YES	0.38	0.57	NO	N/A	N/A
	Hispanic	31	2	6.5	YES	0.92	0.86	NO	N/A	N/A
	Asian	0	0	N/A	NO	N/A	N/A	NO	N/A	N/A
	Nat. Amer.	1	0	0.0	YES	0.38	0.57	NO	N/A	N/A
	NHOPI	0	0	N/A	NO	N/A	N/A	NO	N/A	N/A
	Two or More	0	0	N/A	NO	N/A	N/A	NO	N/A	N/A

1 - "Previous Headcounts" shows job group headcount from prior snapshot. Analyses requiring headcounts from the previous plan year could not be conducted for those job groups that did not exist in the previous plan year.

2 - Fisher Exact test calculated using the Lancaster Mid-P correction.

3 - Yes/No determination based on results of the Fisher's Exact test (with Mid-P correction).

4 - Additional number needed to hypothetically change from failing to passing to eliminate statistically significant findings (keeping total numbers constant).

5 - Based on overall selection rate.

(!) Group with the highest selection/retention rate (i.e., the "Reference Group")

(*) Highest Rate - All groups will be compared to the "Reference Group"

FOR INTERNAL USE ONLY

Maricopa County Community College District

Snapshot Date: 09/30/2017

Adverse Impact: All Promotions*

Analysis 1: Previous Headcounts vs. Promoted (All)

Transaction Period: 10/01/2016 - 09/30/2017

Job Group	Category	Available	Promoted	Selection Rate (%)	80% Rule	Stat. Significance Test		Impact? Yes/No ³	Add. # Needed ⁴	OFCCP Shortfall ⁵
						Std Dev (Chi-Square)	Std Dev (F. Exact) ²			
J1 - Production/Transportation	Males (!)	2	1	50.0	NO	N/A	N/A	NO	N/A	N/A
	Females	0	0	N/A	NO	N/A	N/A	NO	N/A	N/A
	White (!)	2	1	50.0	NO	N/A	N/A	NO	N/A	N/A
	Minority	0	0	N/A	NO	N/A	N/A	NO	N/A	N/A
	Afr. Amer.	0	0	N/A	NO	N/A	N/A	NO	N/A	N/A
	Hispanic	0	0	N/A	NO	N/A	N/A	NO	N/A	N/A
	Asian	0	0	N/A	NO	N/A	N/A	NO	N/A	N/A
	Nat. Amer.	0	0	N/A	NO	N/A	N/A	NO	N/A	N/A
	NHOPI	0	0	N/A	NO	N/A	N/A	NO	N/A	N/A
Two or More	0	0	N/A	NO	N/A	N/A	NO	N/A	N/A	
K1 - Service - Public Safety	Males (!)	54	4	7.4	NO	N/A	N/A	NO	N/A	N/A
	Females	6	0	0.0	YES	0.69	0.41	NO	N/A	N/A
	White (!)	38	4	10.5	NO	N/A	N/A	NO	N/A	N/A
	Minority	22	0	0.0	YES	1.57	1.25	NO	N/A	N/A
	Afr. Amer.	6	0	0.0	YES	0.83	0.34	NO	N/A	N/A
	Hispanic	11	0	0.0	YES	1.12	0.86	NO	N/A	N/A
	Asian	2	0	0.0	YES	0.48	0.52	NO	N/A	N/A
	Nat. Amer.	3	0	0.0	YES	0.59	0.47	NO	N/A	N/A
	NHOPI	0	0	N/A	NO	N/A	N/A	NO	N/A	N/A
Two or More	0	0	N/A	NO	N/A	N/A	NO	N/A	N/A	

1 - "Previous Headcounts" shows job group headcount from prior snapshot. Analyses requiring headcounts from the previous plan year could not be conducted for those job groups that did not exist in the previous plan year.
 2 - Fisher Exact test calculated using the Lancaster Mid-P correction.
 3 - Yes/No determination based on results of the Fisher's Exact test (with Mid-P correction).
 4 - Additional number needed to hypothetically change from failing to passing to eliminate statistically significant findings (keeping total numbers constant).
 5 - Based on overall selection rate.

(!) Group with the highest selection/retention rate (i.e., the "Reference Group")
 (*) Highest Rate - All groups will be compared to the "Reference Group"

FOR INTERNAL USE ONLY

Maricopa County Community College District

Snapshot Date: 09/30/2017

Adverse Impact: All Promotions*

Analysis 1: Previous Headcounts vs. Promoted (All)

Transaction Period: 10/01/2016 - 09/30/2017

Job Group	Category	Available	Promoted	Selection Rate (%)	80% Rule	Stat. Significance Test			Add. # Needed ⁴	OFCCP Shortfall ⁵
						Std Dev (Chi-Square)	Std Dev (F. Exact) ²	Impact? Yes/No ³		
K2 - Service - Facility/Grounds	Males (!)	88	9	10.2	NO	N/A	N/A	NO	N/A	N/A
	Females	54	0	0.0	YES	2.42	2.66	YES	1	3
	White (!)	44	6	13.6	NO	N/A	N/A	NO	N/A	N/A
	Minority	98	3	3.1	YES	2.39	2.43	YES	1	3
	Afr. Amer.	8	1	12.5	NO	0.08	0.26	NO	N/A	N/A
	Hispanic	80	2	2.5	YES	2.41	2.48	YES	2	3
	Asian	6	0	0.0	YES	0.96	0.28	NO	N/A	N/A
	Nat. Amer.	4	0	0.0	YES	0.78	0.36	NO	N/A	N/A
	NHOPI	0	0	N/A	NO	N/A	N/A	NO	N/A	N/A
	Two or More	0	0	N/A	NO	N/A	N/A	NO	N/A	N/A

1 - "Previous Headcounts" shows job group headcount from prior snapshot. Analyses requiring headcounts from the previous plan year could not be conducted for those job groups that did not exist in the previous plan year.

2 - Fisher Exact test calculated using the Lancaster Mid-P correction.

3 - Yes/No determination based on results of the Fisher's Exact test (with Mid-P correction).

4 - Additional number needed to hypothetically change from failing to passing to eliminate statistically significant findings (keeping total numbers constant).

5 - Based on overall selection rate.

(!) Group with the highest selection/retention rate (i.e., the "Reference Group")

(*) Highest Rate - All groups will be compared to the "Reference Group"

FOR INTERNAL USE ONLY

Maricopa County Community College District

Snapshot Date: 09/30/2017

Adverse Impact: Involuntary Terminations*

Analysis 1: Previous Headcounts vs. Retained (Involuntary)

Transaction Period: 10/01/2016 - 09/30/2017

Job Group	Category	Available	Retained ⁶	Selection Rate (%)	80% Rule	Stat. Significance Test		Impact? ³ Yes/No	Add. # Needed ⁴	OFCCP Shortfall ⁵
						Std Dev (Chi-Square)	Std Dev (F. Exact) ²			
B1 - Faculty	Males	602	601	99.8	NO	0.13	0.31	NO	N/A	N/A
	Females (!)	729	728	99.9	NO	N/A	N/A	NO	N/A	N/A
	White	1,051	1,050	99.9	NO	0.22	0.63	NO	N/A	N/A
	Minority	280	279	99.6	N/A	N/A	N/A	N/A	N/A	N/A
	Afr. Amer.	69	69	100.0	NO	0.00	0.67	NO	N/A	N/A
	Hispanic	141	140	99.3	NO	0.62	0.46	NO	N/A	N/A
	Asian (!)	54	54	100.0	NO	N/A	N/A	NO	N/A	N/A
	Nat. Amer.	16	16	100.0	NO	0.00	0.67	NO	N/A	N/A
	NHOPI	0	0	N/A	NO	N/A	N/A	NO	N/A	N/A
	Two or More	0	0	N/A	NO	N/A	N/A	NO	N/A	N/A
E1 - Professionals - Non-faculty	Males	171	170	99.4	NO	0.49	0.28	NO	N/A	N/A
	Females (!)	339	338	99.7	NO	N/A	N/A	NO	N/A	N/A
	White	323	322	99.7	NO	0.21	0.63	NO	N/A	N/A
	Minority	187	186	99.5	N/A	N/A	N/A	N/A	N/A	N/A
	Afr. Amer.	41	40	97.6	NO	0.61	0.47	NO	N/A	N/A
	Hispanic	108	108	100.0	NO	0.00	0.67	NO	N/A	N/A
	Asian	22	22	100.0	NO	0.00	0.67	NO	N/A	N/A
	Nat. Amer. (!)	15	15	100.0	NO	N/A	N/A	NO	N/A	N/A
	NHOPI	1	1	100.0	NO	0.00	0.67	NO	N/A	N/A
	Two or More	0	0	N/A	NO	N/A	N/A	NO	N/A	N/A

1 - "Previous Headcounts" shows job group headcount from prior snapshot. Analyses requiring headcounts from the previous plan year could not be conducted for those job groups that did not exist in the previous plan year.

2 - Fisher Exact test calculated using the Lancaster Mid-P correction.

3 - Yes/No determination based on results of the Fisher's Exact test (with Mid-P correction).

4 - Additional number needed to hypothetically change from failing to passing to eliminate statistically significant findings (keeping total numbers constant).

5 - Based on overall selection rate.

6 - Negative number indicates that there were more terminations that occurred in the job group than previous headcount.

(!) Group with the highest selection/retention rate (i.e., the "Reference Group")

(*) Highest Rate - All groups will be compared to the "Reference Group"

FOR INTERNAL USE ONLY

Maricopa County Community College District

Snapshot Date: 09/30/2017

Adverse Impact: Involuntary Terminations*

Analysis 1: Previous Headcounts vs. Retained (Involuntary)

Transaction Period: 10/01/2016 - 09/30/2017

Job Group	Category	Available	Retained ⁶	Selection Rate (%)	80% Rule	Stat. Significance Test		Impact? ³ Yes/No	Add. # Needed ⁴	OFCCP Shortfall ⁵
						Std Dev (Chi-Square)	Std Dev (F. Exact) ²			
F1 - Computer, Engineering & Related Technical Occupations	Males	199	198	99.5	NO	0.66	0.45	NO	N/A	N/A
	Females (!)	87	87	100.0	NO	N/A	N/A	NO	N/A	N/A
	White	215	214	99.5	NO	0.28	0.61	NO	N/A	N/A
	Minority	71	71	100.0	N/A	N/A	N/A	N/A	N/A	N/A
	Afr. Amer.	12	12	100.0	NO	0.00	0.67	NO	N/A	N/A
	Hispanic	36	36	100.0	NO	0.00	0.67	NO	N/A	N/A
	Asian (!)	18	18	100.0	NO	N/A	N/A	NO	N/A	N/A
	Nat. Amer.	5	5	100.0	NO	0.00	0.67	NO	N/A	N/A
	NHOPI	0	0	N/A	NO	N/A	N/A	NO	N/A	N/A
Two or More	0	0	N/A	NO	N/A	N/A	NO	N/A	N/A	
H1 - Office/Admin Support	Males	200	198	99.0	NO	2.00	1.90	NO	N/A	N/A
	Females (!)	791	790	99.9	NO	N/A	N/A	NO	N/A	N/A
	White	519	518	99.8	NO	0.25	0.62	NO	N/A	N/A
	Minority	472	470	99.6	N/A	N/A	N/A	N/A	N/A	N/A
	Afr. Amer.	92	92	100.0	NO	0.00	0.67	NO	N/A	N/A
	Hispanic	301	299	99.3	NO	0.46	0.53	NO	N/A	N/A
	Asian	40	40	100.0	NO	0.00	0.67	NO	N/A	N/A
	Nat. Amer. (!)	33	33	100.0	NO	N/A	N/A	NO	N/A	N/A
	NHOPI	6	6	100.0	NO	0.00	0.67	NO	N/A	N/A
Two or More	0	0	N/A	NO	N/A	N/A	NO	N/A	N/A	

1 - "Previous Headcounts" shows job group headcount from prior snapshot. Analyses requiring headcounts from the previous plan year could not be conducted for those job groups that did not exist in the previous plan year.

2 - Fisher Exact test calculated using the Lancaster Mid-P correction.

3 - Yes/No determination based on results of the Fisher's Exact test (with Mid-P correction).

4 - Additional number needed to hypothetically change from failing to passing to eliminate statistically significant findings (keeping total numbers constant).

5 - Based on overall selection rate.

6 - Negative number indicates that there were more terminations that occurred in the job group than previous headcount.

(!) Group with the highest selection/retention rate (i.e., the "Reference Group")

(*) Highest Rate - All groups will be compared to the "Reference Group"

FOR INTERNAL USE ONLY

Maricopa County Community College District

Snapshot Date: 09/30/2017

Adverse Impact: Involuntary Terminations*

Analysis 1: Previous Headcounts vs. Retained (Involuntary)

Transaction Period: 10/01/2016 - 09/30/2017

Job Group	Category	Available	Retained ⁶	Selection Rate (%)	80% Rule	Stat. Significance Test		Impact? ³ Yes/No	Add. # Needed ⁴	OFCCP Shortfall ⁵
						Std Dev (Chi-Square)	Std Dev (F. Exact) ²			
I1 - Maintenance/Construction	Males	92	91	98.9	NO	0.20	0.64	NO	N/A	N/A
	Females (!)	4	4	100.0	NO	N/A	N/A	NO	N/A	N/A
	White	63	62	98.4	NO	0.70	0.43	NO	N/A	N/A
	Minority	33	33	100.0	N/A	N/A	N/A	N/A	N/A	N/A
	Afr. Amer.	1	1	100.0	NO	0.00	0.67	NO	N/A	N/A
	Hispanic (!)	31	31	100.0	NO	N/A	N/A	NO	N/A	N/A
	Asian	0	0	N/A	NO	N/A	N/A	NO	N/A	N/A
	Nat. Amer.	1	1	100.0	NO	0.00	0.67	NO	N/A	N/A
	NHOPI	0	0	N/A	NO	N/A	N/A	NO	N/A	N/A
	Two or More	0	0	N/A	NO	N/A	N/A	NO	N/A	N/A

1 - "Previous Headcounts" shows job group headcount from prior snapshot. Analyses requiring headcounts from the previous plan year could not be conducted for those job groups that did not exist in the previous plan year.

2 - Fisher Exact test calculated using the Lancaster Mid-P correction.

3 - Yes/No determination based on results of the Fisher's Exact test (with Mid-P correction).

4 - Additional number needed to hypothetically change from failing to passing to eliminate statistically significant findings (keeping total numbers constant).

5 - Based on overall selection rate.

6 - Negative number indicates that there were more terminations that occurred in the job group than previous headcount.

(!) Group with the highest selection/retention rate (i.e., the "Reference Group")

(*) Highest Rate - All groups will be compared to the "Reference Group"

FOR INTERNAL USE ONLY

Maricopa County Community College District

Snapshot Date: 09/30/2017

Adverse Impact: Voluntary Terminations*

Analysis 1: Previous Headcounts vs. Retained (Voluntary)

Transaction Period: 10/01/2016 - 09/30/2017

Job Group	Category	Available	Retained ⁶	Selection Rate (%)	80% Rule	Stat. Significance Test		Impact? ³ Yes/No	Add. # Needed ⁴	OFCCP Shortfall ⁵
						Std Dev (Chi-Square)	Std Dev (F. Exact) ²			
A1 - Executive Management	Males	24	23	95.8	NO	0.05	0.32	NO	N/A	N/A
	Females (!)	26	25	96.2	NO	N/A	N/A	NO	N/A	N/A
	White	29	28	96.6	NO	0.26	0.62	NO	N/A	N/A
	Minority	21	20	95.2	N/A	N/A	N/A	N/A	N/A	N/A
	Afr. Amer.	7	7	100.0	NO	0.00	0.67	NO	N/A	N/A
	Hispanic	12	11	91.7	NO	0.42	0.56	NO	N/A	N/A
	Asian (!)	2	2	100.0	NO	N/A	N/A	NO	N/A	N/A
	Nat. Amer.	0	0	N/A	NO	N/A	N/A	NO	N/A	N/A
	NHOPI	0	0	N/A	NO	N/A	N/A	NO	N/A	N/A
	Two or More	0	0	N/A	NO	N/A	N/A	NO	N/A	N/A
A2 - Senior Management	Males (!)	88	86	97.7	NO	N/A	N/A	NO	N/A	N/A
	Females	117	110	94.0	NO	1.28	1.17	NO	N/A	N/A
	White	139	132	95.0	NO	1.48	1.52	NO	N/A	N/A
	Minority	66	64	97.0	N/A	N/A	N/A	N/A	N/A	N/A
	Afr. Amer.	16	14	87.5	NO	2.33	2.09	YES	1	1
	Hispanic (!)	42	42	100.0	NO	N/A	N/A	NO	N/A	N/A
	Asian	4	4	100.0	NO	0.00	0.67	NO	N/A	N/A
	Nat. Amer.	4	4	100.0	NO	0.00	0.67	NO	N/A	N/A
	NHOPI	0	0	N/A	NO	N/A	N/A	NO	N/A	N/A
	Two or More	0	0	N/A	NO	N/A	N/A	NO	N/A	N/A

1 - "Previous Headcounts" shows job group headcount from prior snapshot. Analyses requiring headcounts from the previous plan year could not be conducted for those job groups that did not exist in the previous plan year.

2 - Fisher Exact test calculated using the Lancaster Mid-P correction.

3 - Yes/No determination based on results of the Fisher's Exact test (with Mid-P correction).

4 - Additional number needed to hypothetically change from failing to passing to eliminate statistically significant findings (keeping total numbers constant).

5 - Based on overall selection rate.

6 - Negative number indicates that there were more terminations that occurred in the job group than previous headcount.

(!) Group with the highest selection/retention rate (i.e., the "Reference Group")

(*) Highest Rate - All groups will be compared to the "Reference Group"

FOR INTERNAL USE ONLY

Maricopa County Community College District

Snapshot Date: 09/30/2017

Adverse Impact: Voluntary Terminations*

Analysis 1: Previous Headcounts vs. Retained (Voluntary)

Transaction Period: 10/01/2016 - 09/30/2017

Job Group	Category	Available	Retained ⁶	Selection Rate (%)	80% Rule	Stat. Significance Test		Impact? ³ Yes/No	Add. # Needed ⁴	OFCCP Shortfall ⁵
						Std Dev (Chi-Square)	Std Dev (F. Exact) ²			
A3 - Deans	Males	23	22	95.7	NO	0.36	0.30	NO	N/A	N/A
	Females (!)	38	37	97.4	NO	N/A	N/A	NO	N/A	N/A
	White	38	36	94.7	NO	0.33	0.59	NO	N/A	N/A
	Minority	23	23	100.0	N/A	N/A	N/A	N/A	N/A	N/A
	Afr. Amer.	9	9	100.0	NO	0.00	0.67	NO	N/A	N/A
	Hispanic	11	11	100.0	NO	0.00	0.67	NO	N/A	N/A
	Asian (!)	2	2	100.0	NO	N/A	N/A	NO	N/A	N/A
	Nat. Amer.	1	1	100.0	NO	0.00	0.67	NO	N/A	N/A
	NHOPI	0	0	N/A	NO	N/A	N/A	NO	N/A	N/A
	Two or More	0	0	N/A	NO	N/A	N/A	NO	N/A	N/A
A4 - First/Mid-Level Management	Males (!)	102	99	97.1	NO	N/A	N/A	NO	N/A	N/A
	Females	110	101	91.8	NO	1.64	1.61	NO	N/A	N/A
	White	140	132	94.3	NO	0.69	0.40	NO	N/A	N/A
	Minority	72	68	94.4	N/A	N/A	N/A	N/A	N/A	N/A
	Afr. Amer.	20	17	85.0	NO	1.15	0.91	NO	N/A	N/A
	Hispanic	43	42	97.7	NO	0.43	0.55	NO	N/A	N/A
	Asian (!)	8	8	100.0	NO	N/A	N/A	NO	N/A	N/A
	Nat. Amer.	0	0	N/A	NO	N/A	N/A	NO	N/A	N/A
	NHOPI	1	1	100.0	NO	0.00	0.67	NO	N/A	N/A
	Two or More	0	0	N/A	NO	N/A	N/A	NO	N/A	N/A

1 - "Previous Headcounts" shows job group headcount from prior snapshot. Analyses requiring headcounts from the previous plan year could not be conducted for those job groups that did not exist in the previous plan year.

2 - Fisher Exact test calculated using the Lancaster Mid-P correction.

3 - Yes/No determination based on results of the Fisher's Exact test (with Mid-P correction).

4 - Additional number needed to hypothetically change from failing to passing to eliminate statistically significant findings (keeping total numbers constant).

5 - Based on overall selection rate.

6 - Negative number indicates that there were more terminations that occurred in the job group than previous headcount.

(!) Group with the highest selection/retention rate (i.e., the "Reference Group")

(*) Highest Rate - All groups will be compared to the "Reference Group"

FOR INTERNAL USE ONLY

Maricopa County Community College District

Snapshot Date: 09/30/2017

Adverse Impact: Voluntary Terminations*

Analysis 1: Previous Headcounts vs. Retained (Voluntary)

Transaction Period: 10/01/2016 - 09/30/2017

Job Group	Category	Available	Retained ⁶	Selection Rate (%)	80% Rule	Stat. Significance Test		Impact? ³ Yes/No	Add. # Needed ⁴	OFCCP Shortfall ⁵
						Std Dev (Chi-Square)	Std Dev (F. Exact) ²			
B1 - Faculty	Males (!)	602	567	94.2	NO	N/A	N/A	NO	N/A	N/A
	Females	729	685	94.0	NO	0.17	0.17	NO	N/A	N/A
	White	1,051	985	93.7	NO	1.89	1.93	NO	N/A	N/A
	Minority	280	268	95.7	N/A	N/A	N/A	N/A	N/A	N/A
	Afr. Amer.	69	63	91.3	NO	2.22	2.32	YES	2	2
	Hispanic	141	136	96.5	NO	1.40	1.20	NO	N/A	N/A
	Asian (!)	54	54	100.0	NO	N/A	N/A	NO	N/A	N/A
	Nat. Amer.	16	15	93.8	NO	1.85	1.57	NO	N/A	N/A
	NHOPI	0	-1	N/A	NO	N/A	N/A	NO	N/A	N/A
	Two or More	0	0	N/A	NO	N/A	N/A	NO	N/A	N/A
C1 - Librarians	Males (!)	8	8	100.0	NO	N/A	N/A	NO	N/A	N/A
	Females	44	42	95.5	NO	0.61	0.46	NO	N/A	N/A
	White (!)	40	40	100.0	NO	N/A	N/A	NO	N/A	N/A
	Minority	12	10	83.3	NO	2.63	2.24	YES	1	1
	Afr. Amer.	1	1	100.0	NO	0.00	0.67	NO	N/A	N/A
	Hispanic	6	5	83.3	NO	2.61	1.84	NO	N/A	N/A
	Asian	4	3	75.0	YES	3.19	2.00	YES	1	0
	Nat. Amer.	1	1	100.0	NO	0.00	0.67	NO	N/A	N/A
	NHOPI	0	0	N/A	NO	N/A	N/A	NO	N/A	N/A
	Two or More	0	0	N/A	NO	N/A	N/A	NO	N/A	N/A

1 - "Previous Headcounts" shows job group headcount from prior snapshot. Analyses requiring headcounts from the previous plan year could not be conducted for those job groups that did not exist in the previous plan year.

2 - Fisher Exact test calculated using the Lancaster Mid-P correction.

3 - Yes/No determination based on results of the Fisher's Exact test (with Mid-P correction).

4 - Additional number needed to hypothetically change from failing to passing to eliminate statistically significant findings (keeping total numbers constant).

5 - Based on overall selection rate.

6 - Negative number indicates that there were more terminations that occurred in the job group than previous headcount.

(!) Group with the highest selection/retention rate (i.e., the "Reference Group")

(*) Highest Rate - All groups will be compared to the "Reference Group"

FOR INTERNAL USE ONLY

Maricopa County Community College District

Snapshot Date: 09/30/2017

Adverse Impact: Voluntary Terminations*

Analysis 1: Previous Headcounts vs. Retained (Voluntary)

Transaction Period: 10/01/2016 - 09/30/2017

Job Group	Category	Available	Retained ⁶	Selection Rate (%)	80% Rule	Stat. Significance Test		Impact? ³ Yes/No	Add. # Needed ⁴	OFCCP Shortfall ⁵
						Std Dev (Chi-Square)	Std Dev (F. Exact) ²			
D1 - Other Student, Academic and Educational Services	Males (!)	23	23	100.0	NO	N/A	N/A	NO	N/A	N/A
	Females	67	61	91.0	NO	1.48	1.14	NO	N/A	N/A
	White	53	49	92.5	NO	0.40	0.56	NO	N/A	N/A
	Minority	37	35	94.6	N/A	N/A	N/A	N/A	N/A	N/A
	Afr. Amer.	10	10	100.0	NO	0.00	0.67	NO	N/A	N/A
	Hispanic	19	17	89.5	NO	0.48	0.53	NO	N/A	N/A
	Asian	6	6	100.0	NO	0.00	0.67	NO	N/A	N/A
	Nat. Amer. (!)	2	2	100.0	NO	N/A	N/A	NO	N/A	N/A
	NHOPI	0	0	N/A	NO	N/A	N/A	NO	N/A	N/A
Two or More	0	0	N/A	NO	N/A	N/A	NO	N/A	N/A	
E1 - Professionals - Non-faculty	Males	171	-822	-480.7	NO	N/A	N/A	NO	N/A	N/A
	Females	339	-791	-233.3	NO	N/A	N/A	NO	N/A	N/A
	White	323	-1,070	-331.3	NO	N/A	N/A	NO	N/A	N/A
	Minority	187	0	0.0	N/A	N/A	N/A	N/A	N/A	N/A
	Afr. Amer.	41	-144	-351.2	NO	N/A	N/A	NO	N/A	N/A
	Hispanic	108	-269	-249.1	NO	N/A	N/A	NO	N/A	N/A
	Asian	22	-71	-322.7	NO	N/A	N/A	NO	N/A	N/A
	Nat. Amer.	15	-42	-280.0	NO	N/A	N/A	NO	N/A	N/A
	NHOPI	1	-17	-1700.0	NO	N/A	N/A	NO	N/A	N/A
Two or More	0	0	N/A	NO	N/A	N/A	NO	N/A	N/A	

1 - "Previous Headcounts" shows job group headcount from prior snapshot. Analyses requiring headcounts from the previous plan year could not be conducted for those job groups that did not exist in the previous plan year.

2 - Fisher Exact test calculated using the Lancaster Mid-P correction.

3 - Yes/No determination based on results of the Fisher's Exact test (with Mid-P correction).

4 - Additional number needed to hypothetically change from failing to passing to eliminate statistically significant findings (keeping total numbers constant).

5 - Based on overall selection rate.

6 - Negative number indicates that there were more terminations that occurred in the job group than previous headcount.

(!) Group with the highest selection/retention rate (i.e., the "Reference Group")

(*) Highest Rate - All groups will be compared to the "Reference Group"

FOR INTERNAL USE ONLY

Maricopa County Community College District

Snapshot Date: 09/30/2017

Adverse Impact: Voluntary Terminations*

Analysis 1: Previous Headcounts vs. Retained (Voluntary)

Transaction Period: 10/01/2016 - 09/30/2017

Job Group	Category	Available	Retained ⁶	Selection Rate (%)	80% Rule	Stat. Significance Test		Impact? ³ Yes/No	Add. # Needed ⁴	OFCCP Shortfall ⁵
						Std Dev (Chi-Square)	Std Dev (F. Exact) ²			
F1 - Computer, Engineering & Related Technical Occupations	Males (!)	199	188	94.5	NO	N/A	N/A	NO	N/A	N/A
	Females	87	82	94.3	NO	0.07	0.13	NO	N/A	N/A
	White (!)	215	207	96.3	NO	N/A	N/A	NO	N/A	N/A
	Minority	71	63	88.7	NO	2.39	2.27	YES	2	4
	Afr. Amer.	12	11	91.7	NO	0.79	1.19	NO	N/A	N/A
	Hispanic	36	32	88.9	NO	1.92	1.99	YES	1	1
	Asian	18	16	88.9	NO	1.48	1.62	NO	N/A	N/A
	Nat. Amer.	5	4	80.0	NO	1.81	1.63	NO	N/A	N/A
	NHOPI	0	0	N/A	NO	N/A	N/A	NO	N/A	N/A
Two or More	0	0	N/A	NO	N/A	N/A	NO	N/A	N/A	
G1 - Athletics/Sports	Males (!)	37	34	91.9	NO	N/A	N/A	NO	N/A	N/A
	Females	12	10	83.3	NO	0.85	0.75	NO	N/A	N/A
	White	39	35	89.7	NO	0.47	0.53	NO	N/A	N/A
	Minority	10	9	90.0	N/A	N/A	N/A	N/A	N/A	N/A
	Afr. Amer.	3	3	100.0	NO	0.00	0.67	NO	N/A	N/A
	Hispanic	5	4	80.0	NO	0.68	0.46	NO	N/A	N/A
	Asian (!)	2	2	100.0	NO	N/A	N/A	NO	N/A	N/A
	Nat. Amer.	0	0	N/A	NO	N/A	N/A	NO	N/A	N/A
	NHOPI	0	0	N/A	NO	N/A	N/A	NO	N/A	N/A
Two or More	0	0	N/A	NO	N/A	N/A	NO	N/A	N/A	

1 - "Previous Headcounts" shows job group headcount from prior snapshot. Analyses requiring headcounts from the previous plan year could not be conducted for those job groups that did not exist in the previous plan year.

2 - Fisher Exact test calculated using the Lancaster Mid-P correction.

3 - Yes/No determination based on results of the Fisher's Exact test (with Mid-P correction).

4 - Additional number needed to hypothetically change from failing to passing to eliminate statistically significant findings (keeping total numbers constant).

5 - Based on overall selection rate.

6 - Negative number indicates that there were more terminations that occurred in the job group than previous headcount.

(!) Group with the highest selection/retention rate (i.e., the "Reference Group")

(*) Highest Rate - All groups will be compared to the "Reference Group"

FOR INTERNAL USE ONLY

Maricopa County Community College District

Snapshot Date: 09/30/2017

Adverse Impact: Voluntary Terminations*

Analysis 1: Previous Headcounts vs. Retained (Voluntary)

Transaction Period: 10/01/2016 - 09/30/2017

Job Group	Category	Available	Retained ⁶	Selection Rate (%)	80% Rule	Stat. Significance Test		Impact? ³ Yes/No	Add. # Needed ⁴	OFCCP Shortfall ⁵
						Std Dev (Chi-Square)	Std Dev (F. Exact) ²			
G2 - Counseling/Social Service/Legal	Males (!)	20	19	95.0	NO	N/A	N/A	NO	N/A	N/A
	Females	33	29	87.9	NO	0.85	0.68	NO	N/A	N/A
	White	26	23	88.5	NO	0.78	0.73	NO	N/A	N/A
	Minority	27	25	92.6	N/A	N/A	N/A	N/A	N/A	N/A
	Afr. Amer.	5	4	80.0	NO	1.10	1.28	NO	N/A	N/A
	Hispanic (!)	20	19	95.0	NO	N/A	N/A	NO	N/A	N/A
	Asian	1	1	100.0	NO	N/A	N/A	NO	N/A	N/A
	Nat. Amer.	1	1	100.0	NO	N/A	N/A	NO	N/A	N/A
	NHOPI	0	0	N/A	NO	N/A	N/A	NO	N/A	N/A
Two or More	0	0	N/A	NO	N/A	N/A	NO	N/A	N/A	
G3 - Radio, TV and Other Media/Entertainment	Males (!)	16	16	100.0	NO	N/A	N/A	NO	N/A	N/A
	Females	8	6	75.0	YES	2.08	1.95	NO	N/A	N/A
	White	20	19	95.0	NO	0.32	0.60	NO	N/A	N/A
	Minority	4	3	75.0	N/A	N/A	N/A	N/A	N/A	N/A
	Afr. Amer.	2	1	50.0	YES	1.15	0.31	NO	N/A	N/A
	Hispanic (!)	2	2	100.0	NO	N/A	N/A	NO	N/A	N/A
	Asian	0	0	N/A	NO	N/A	N/A	NO	N/A	N/A
	Nat. Amer.	0	0	N/A	NO	N/A	N/A	NO	N/A	N/A
	NHOPI	0	0	N/A	NO	N/A	N/A	NO	N/A	N/A
Two or More	0	0	N/A	NO	N/A	N/A	NO	N/A	N/A	

1 - "Previous Headcounts" shows job group headcount from prior snapshot. Analyses requiring headcounts from the previous plan year could not be conducted for those job groups that did not exist in the previous plan year.

2 - Fisher Exact test calculated using the Lancaster Mid-P correction.

3 - Yes/No determination based on results of the Fisher's Exact test (with Mid-P correction).

4 - Additional number needed to hypothetically change from failing to passing to eliminate statistically significant findings (keeping total numbers constant).

5 - Based on overall selection rate.

6 - Negative number indicates that there were more terminations that occurred in the job group than previous headcount.

(!) Group with the highest selection/retention rate (i.e., the "Reference Group")

(*) Highest Rate - All groups will be compared to the "Reference Group"

FOR INTERNAL USE ONLY

Maricopa County Community College District

Snapshot Date: 09/30/2017

Adverse Impact: Voluntary Terminations*

Analysis 1: Previous Headcounts vs. Retained (Voluntary)

Transaction Period: 10/01/2016 - 09/30/2017

Job Group	Category	Available	Retained ⁶	Selection Rate (%)	80% Rule	Stat. Significance Test		Impact? ³	Add. # Needed ⁴	OFCCP Shortfall ⁵
						Std Dev (Chi-Square)	Std Dev (F. Exact) ²			
H1 - Office/Admin Support	Males	200	186	93.0	NO	1.08	1.12	NO	N/A	N/A
	Females (!)	791	751	94.9	NO	N/A	N/A	NO	N/A	N/A
	White (!)	519	495	95.4	NO	N/A	N/A	NO	N/A	N/A
	Minority	472	442	93.6	NO	1.19	1.18	NO	N/A	N/A
	Afr. Amer.	92	82	89.1	NO	2.40	2.37	YES	1	4
	Hispanic	301	286	95.0	NO	0.23	0.25	NO	N/A	N/A
	Asian	40	37	92.5	NO	0.81	0.95	NO	N/A	N/A
	Nat. Amer.	33	31	93.9	NO	0.37	0.63	NO	N/A	N/A
	NHOPI	6	6	100.0	NO	N/A	N/A	NO	N/A	N/A
	Two or More	0	0	N/A	NO	N/A	N/A	NO	N/A	N/A
I1 - Maintenance/Construction	Males (!)	92	91	98.9	NO	N/A	N/A	NO	N/A	N/A
	Females	4	3	75.0	YES	3.27	2.03	YES	1	0
	White (!)	63	63	100.0	NO	N/A	N/A	NO	N/A	N/A
	Minority	33	31	93.9	NO	1.97	1.89	NO	N/A	N/A
	Afr. Amer.	1	1	100.0	NO	0.00	0.67	NO	N/A	N/A
	Hispanic	31	29	93.5	NO	2.03	1.93	NO	N/A	N/A
	Asian	0	0	N/A	NO	N/A	N/A	NO	N/A	N/A
	Nat. Amer.	1	1	100.0	NO	0.00	0.67	NO	N/A	N/A
	NHOPI	0	0	N/A	NO	N/A	N/A	NO	N/A	N/A
	Two or More	0	0	N/A	NO	N/A	N/A	NO	N/A	N/A

1 - "Previous Headcounts" shows job group headcount from prior snapshot. Analyses requiring headcounts from the previous plan year could not be conducted for those job groups that did not exist in the previous plan year.

2 - Fisher Exact test calculated using the Lancaster Mid-P correction.

3 - Yes/No determination based on results of the Fisher's Exact test (with Mid-P correction).

4 - Additional number needed to hypothetically change from failing to passing to eliminate statistically significant findings (keeping total numbers constant).

5 - Based on overall selection rate.

6 - Negative number indicates that there were more terminations that occurred in the job group than previous headcount.

(!) Group with the highest selection/retention rate (i.e., the "Reference Group")

(*) Highest Rate - All groups will be compared to the "Reference Group"

FOR INTERNAL USE ONLY

Maricopa County Community College District

Snapshot Date: 09/30/2017

Adverse Impact: Voluntary Terminations*

Analysis 1: Previous Headcounts vs. Retained (Voluntary)

Transaction Period: 10/01/2016 - 09/30/2017

Job Group	Category	Available	Retained ⁶	Selection Rate (%)	80% Rule	Stat. Significance Test		Impact? ³ Yes/No	Add. # Needed ⁴	OFCCP Shortfall ⁵
						Std Dev (Chi-Square)	Std Dev (F. Exact) ²			
K1 - Service - Public Safety	Males	54	50	92.6	NO	0.69	0.41	NO	N/A	N/A
	Females (!)	6	6	100.0	NO	N/A	N/A	NO	N/A	N/A
	White	38	36	94.7	NO	0.33	0.59	NO	N/A	N/A
	Minority	22	20	90.9	N/A	N/A	N/A	N/A	N/A	N/A
	Afr. Amer.	6	6	100.0	NO	0.00	0.67	NO	N/A	N/A
	Hispanic	11	11	100.0	NO	0.00	0.67	NO	N/A	N/A
	Asian (!)	2	2	100.0	NO	N/A	N/A	NO	N/A	N/A
	Nat. Amer.	3	1	33.3	YES	1.49	1.15	NO	N/A	N/A
	NHOPI	0	0	N/A	NO	N/A	N/A	NO	N/A	N/A
Two or More	0	0	N/A	NO	N/A	N/A	NO	N/A	N/A	
K2 - Service - Facility/Grounds	Males (!)	88	86	97.7	NO	N/A	N/A	NO	N/A	N/A
	Females	54	50	92.6	NO	1.47	1.46	NO	N/A	N/A
	White	44	40	90.9	NO	2.74	2.68	YES	2	2
	Minority	98	96	98.0	N/A	N/A	N/A	N/A	N/A	N/A
	Afr. Amer.	8	8	100.0	NO	0.00	0.67	NO	N/A	N/A
	Hispanic (!)	80	80	100.0	NO	N/A	N/A	NO	N/A	N/A
	Asian	6	5	83.3	NO	3.67	2.10	YES	1	0
	Nat. Amer.	4	3	75.0	YES	4.49	2.26	YES	1	0
	NHOPI	0	0	N/A	NO	N/A	N/A	NO	N/A	N/A
Two or More	0	0	N/A	NO	N/A	N/A	NO	N/A	N/A	

1 - "Previous Headcounts" shows job group headcount from prior snapshot. Analyses requiring headcounts from the previous plan year could not be conducted for those job groups that did not exist in the previous plan year.
 2 - Fisher Exact test calculated using the Lancaster Mid-P correction.
 3 - Yes/No determination based on results of the Fisher's Exact test (with Mid-P correction).
 4 - Additional number needed to hypothetically change from failing to passing to eliminate statistically significant findings (keeping total numbers constant).
 5 - Based on overall selection rate.
 6 - Negative number indicates that there were more terminations that occurred in the job group than previous headcount.
 (!) Group with the highest selection/retention rate (i.e., the "Reference Group")
 (*) Highest Rate - All groups will be compared to the "Reference Group"

FOR INTERNAL USE ONLY

Maricopa County Community College District

Snapshot Date: 09/30/2017

Adverse Impact: All Terminations*

Analysis 1: Previous Headcounts vs. Retained (All)

Transaction Period: 10/01/2016 - 09/30/2017

Job Group	Category	Available	Retained ⁶	Selection Rate (%)	80% Rule	Stat. Significance Test		Impact? ³ Yes/No	Add. # Needed ⁴	OFCCP Shortfall ⁵
						Std Dev (Chi-Square)	Std Dev (F. Exact) ²			
A1 - Executive Management	Males	24	23	95.8	NO	0.05	0.32	NO	N/A	N/A
	Females (!)	26	25	96.2	NO	N/A	N/A	NO	N/A	N/A
	White	29	28	96.6	NO	0.26	0.62	NO	N/A	N/A
	Minority	21	20	95.2	N/A	N/A	N/A	N/A	N/A	N/A
	Afr. Amer.	7	7	100.0	NO	0.00	0.67	NO	N/A	N/A
	Hispanic	12	11	91.7	NO	0.42	0.56	NO	N/A	N/A
	Asian (!)	2	2	100.0	NO	N/A	N/A	NO	N/A	N/A
	Nat. Amer.	0	0	N/A	NO	N/A	N/A	NO	N/A	N/A
	NHOPI	0	0	N/A	NO	N/A	N/A	NO	N/A	N/A
Two or More	0	0	N/A	NO	N/A	N/A	NO	N/A	N/A	
A2 - Senior Management	Males (!)	88	86	97.7	NO	N/A	N/A	NO	N/A	N/A
	Females	117	110	94.0	NO	1.28	1.17	NO	N/A	N/A
	White	139	132	95.0	NO	1.48	1.52	NO	N/A	N/A
	Minority	66	64	97.0	N/A	N/A	N/A	N/A	N/A	N/A
	Afr. Amer.	16	14	87.5	NO	2.33	2.09	YES	1	1
	Hispanic (!)	42	42	100.0	NO	N/A	N/A	NO	N/A	N/A
	Asian	4	4	100.0	NO	0.00	0.67	NO	N/A	N/A
	Nat. Amer.	4	4	100.0	NO	0.00	0.67	NO	N/A	N/A
	NHOPI	0	0	N/A	NO	N/A	N/A	NO	N/A	N/A
Two or More	0	0	N/A	NO	N/A	N/A	NO	N/A	N/A	

1 - "Previous Headcounts" shows job group headcount from prior snapshot. Analyses requiring headcounts from the previous plan year could not be conducted for those job groups that did not exist in the previous plan year.

2 - Fisher Exact test calculated using the Lancaster Mid-P correction.

3 - Yes/No determination based on results of the Fisher's Exact test (with Mid-P correction).

4 - Additional number needed to hypothetically change from failing to passing to eliminate statistically significant findings (keeping total numbers constant).

5 - Based on overall selection rate.

6 - Negative number indicates that there were more terminations that occurred in the job group than previous headcount.

(!) Group with the highest selection/retention rate (i.e., the "Reference Group")

(*) Highest Rate - All groups will be compared to the "Reference Group"

FOR INTERNAL USE ONLY

Maricopa County Community College District

Snapshot Date: 09/30/2017

Adverse Impact: All Terminations*

Analysis 1: Previous Headcounts vs. Retained (All)

Transaction Period: 10/01/2016 - 09/30/2017

Job Group	Category	Available	Retained ⁶	Selection Rate (%)	80% Rule	Stat. Significance Test		Impact? ³ Yes/No	Add. # Needed ⁴	OFCCP Shortfall ⁵
						Std Dev (Chi-Square)	Std Dev (F. Exact) ²			
A3 - Deans	Males	23	22	95.7	NO	0.36	0.30	NO	N/A	N/A
	Females (!)	38	37	97.4	NO	N/A	N/A	NO	N/A	N/A
	White	38	36	94.7	NO	0.33	0.59	NO	N/A	N/A
	Minority	23	23	100.0	N/A	N/A	N/A	N/A	N/A	N/A
	Afr. Amer.	9	9	100.0	NO	0.00	0.67	NO	N/A	N/A
	Hispanic	11	11	100.0	NO	0.00	0.67	NO	N/A	N/A
	Asian (!)	2	2	100.0	NO	N/A	N/A	NO	N/A	N/A
	Nat. Amer.	1	1	100.0	NO	0.00	0.67	NO	N/A	N/A
	NHOPI	0	0	N/A	NO	N/A	N/A	NO	N/A	N/A
	Two or More	0	0	N/A	NO	N/A	N/A	NO	N/A	N/A
A4 - First/Mid-Level Management	Males (!)	102	99	97.1	NO	N/A	N/A	NO	N/A	N/A
	Females	110	101	91.8	NO	1.64	1.61	NO	N/A	N/A
	White	140	132	94.3	NO	0.69	0.40	NO	N/A	N/A
	Minority	72	68	94.4	N/A	N/A	N/A	N/A	N/A	N/A
	Afr. Amer.	20	17	85.0	NO	1.15	0.91	NO	N/A	N/A
	Hispanic	43	42	97.7	NO	0.43	0.55	NO	N/A	N/A
	Asian (!)	8	8	100.0	NO	N/A	N/A	NO	N/A	N/A
	Nat. Amer.	0	0	N/A	NO	N/A	N/A	NO	N/A	N/A
	NHOPI	1	1	100.0	NO	0.00	0.67	NO	N/A	N/A
	Two or More	0	0	N/A	NO	N/A	N/A	NO	N/A	N/A

1 - "Previous Headcounts" shows job group headcount from prior snapshot. Analyses requiring headcounts from the previous plan year could not be conducted for those job groups that did not exist in the previous plan year.

2 - Fisher Exact test calculated using the Lancaster Mid-P correction.

3 - Yes/No determination based on results of the Fisher's Exact test (with Mid-P correction).

4 - Additional number needed to hypothetically change from failing to passing to eliminate statistically significant findings (keeping total numbers constant).

5 - Based on overall selection rate.

6 - Negative number indicates that there were more terminations that occurred in the job group than previous headcount.

(!) Group with the highest selection/retention rate (i.e., the "Reference Group")

(*) Highest Rate - All groups will be compared to the "Reference Group"

FOR INTERNAL USE ONLY

Maricopa County Community College District

Snapshot Date: 09/30/2017

Adverse Impact: All Terminations*

Analysis 1: Previous Headcounts vs. Retained (All)

Transaction Period: 10/01/2016 - 09/30/2017

Job Group	Category	Available	Retained ⁶	Selection Rate (%)	80% Rule	Stat. Significance Test		Impact? ³	Add. # Needed ⁴	OFCCP Shortfall ⁵
						Std Dev (Chi-Square)	Std Dev (F. Exact) ²			
B1 - Faculty	Males (!)	602	566	94.0	NO	N/A	N/A	NO	N/A	N/A
	Females	729	684	93.8	NO	0.14	0.17	NO	N/A	N/A
	White	1,051	984	93.6	NO	1.91	1.91	NO	N/A	N/A
	Minority	280	267	95.4	N/A	N/A	N/A	N/A	N/A	N/A
	Afr. Amer.	69	63	91.3	NO	2.22	2.32	YES	2	2
	Hispanic	141	135	95.7	NO	1.53	1.55	NO	N/A	N/A
	Asian (!)	54	54	100.0	NO	N/A	N/A	NO	N/A	N/A
	Nat. Amer.	16	15	93.8	NO	1.85	1.57	NO	N/A	N/A
	NHOPI	0	-1	N/A	NO	N/A	N/A	NO	N/A	N/A
	Two or More	0	0	N/A	NO	N/A	N/A	NO	N/A	N/A
C1 - Librarians	Males (!)	8	8	100.0	NO	N/A	N/A	NO	N/A	N/A
	Females	44	42	95.5	NO	0.61	0.46	NO	N/A	N/A
	White (!)	40	40	100.0	NO	N/A	N/A	NO	N/A	N/A
	Minority	12	10	83.3	NO	2.63	2.24	YES	1	1
	Afr. Amer.	1	1	100.0	NO	0.00	0.67	NO	N/A	N/A
	Hispanic	6	5	83.3	NO	2.61	1.84	NO	N/A	N/A
	Asian	4	3	75.0	YES	3.19	2.00	YES	1	0
	Nat. Amer.	1	1	100.0	NO	0.00	0.67	NO	N/A	N/A
	NHOPI	0	0	N/A	NO	N/A	N/A	NO	N/A	N/A
	Two or More	0	0	N/A	NO	N/A	N/A	NO	N/A	N/A

1 - "Previous Headcounts" shows job group headcount from prior snapshot. Analyses requiring headcounts from the previous plan year could not be conducted for those job groups that did not exist in the previous plan year.

2 - Fisher Exact test calculated using the Lancaster Mid-P correction.

3 - Yes/No determination based on results of the Fisher's Exact test (with Mid-P correction).

4 - Additional number needed to hypothetically change from failing to passing to eliminate statistically significant findings (keeping total numbers constant).

5 - Based on overall selection rate.

6 - Negative number indicates that there were more terminations that occurred in the job group than previous headcount.

(!) Group with the highest selection/retention rate (i.e., the "Reference Group")

(*) Highest Rate - All groups will be compared to the "Reference Group"

FOR INTERNAL USE ONLY

Maricopa County Community College District

Snapshot Date: 09/30/2017

Adverse Impact: All Terminations*

Analysis 1: Previous Headcounts vs. Retained (All)

Transaction Period: 10/01/2016 - 09/30/2017

Job Group	Category	Available	Retained ⁶	Selection Rate (%)	80% Rule	Stat. Significance Test		Impact? ³ Yes/No	Add. # Needed ⁴	OFCCP Shortfall ⁵
						Std Dev (Chi-Square)	Std Dev (F. Exact) ²			
D1 - Other Student, Academic and Educational Services	Males (!)	23	23	100.0	NO	N/A	N/A	NO	N/A	N/A
	Females	67	61	91.0	NO	1.48	1.14	NO	N/A	N/A
	White	53	49	92.5	NO	0.40	0.56	NO	N/A	N/A
	Minority	37	35	94.6	N/A	N/A	N/A	N/A	N/A	N/A
	Afr. Amer.	10	10	100.0	NO	0.00	0.67	NO	N/A	N/A
	Hispanic	19	17	89.5	NO	0.48	0.53	NO	N/A	N/A
	Asian	6	6	100.0	NO	0.00	0.67	NO	N/A	N/A
	Nat. Amer. (!)	2	2	100.0	NO	N/A	N/A	NO	N/A	N/A
	NHOPI	0	0	N/A	NO	N/A	N/A	NO	N/A	N/A
Two or More	0	0	N/A	NO	N/A	N/A	NO	N/A	N/A	
E1 - Professionals - Non-faculty	Males	171	-823	-481.3	NO	N/A	N/A	NO	N/A	N/A
	Females	339	-792	-233.6	NO	N/A	N/A	NO	N/A	N/A
	White	323	-1,071	-331.6	NO	N/A	N/A	NO	N/A	N/A
	Minority	187	0	0.0	N/A	N/A	N/A	N/A	N/A	N/A
	Afr. Amer.	41	-145	-353.7	NO	N/A	N/A	NO	N/A	N/A
	Hispanic	108	-269	-249.1	NO	N/A	N/A	NO	N/A	N/A
	Asian	22	-71	-322.7	NO	N/A	N/A	NO	N/A	N/A
	Nat. Amer.	15	-42	-280.0	NO	N/A	N/A	NO	N/A	N/A
	NHOPI	1	-17	-1700.0	NO	N/A	N/A	NO	N/A	N/A
Two or More	0	0	N/A	NO	N/A	N/A	NO	N/A	N/A	

1 - "Previous Headcounts" shows job group headcount from prior snapshot. Analyses requiring headcounts from the previous plan year could not be conducted for those job groups that did not exist in the previous plan year.

2 - Fisher Exact test calculated using the Lancaster Mid-P correction.

3 - Yes/No determination based on results of the Fisher's Exact test (with Mid-P correction).

4 - Additional number needed to hypothetically change from failing to passing to eliminate statistically significant findings (keeping total numbers constant).

5 - Based on overall selection rate.

6 - Negative number indicates that there were more terminations that occurred in the job group than previous headcount.

(!) Group with the highest selection/retention rate (i.e., the "Reference Group")

(*) Highest Rate - All groups will be compared to the "Reference Group"

FOR INTERNAL USE ONLY

Maricopa County Community College District

Snapshot Date: 09/30/2017

Adverse Impact: All Terminations*

Analysis 1: Previous Headcounts vs. Retained (All)

Transaction Period: 10/01/2016 - 09/30/2017

Job Group	Category	Available	Retained ⁶	Selection Rate (%)	80% Rule	Stat. Significance Test		Impact? ³ Yes/No	Add. # Needed ⁴	OFCCP Shortfall ⁵
						Std Dev (Chi-Square)	Std Dev (F. Exact) ²			
F1 - Computer, Engineering & Related Technical Occupations	Males	199	187	94.0	NO	0.09	0.13	NO	N/A	N/A
	Females (!)	87	82	94.3	NO	N/A	N/A	NO	N/A	N/A
	White (!)	215	206	95.8	NO	N/A	N/A	NO	N/A	N/A
	Minority	71	63	88.7	NO	2.18	2.19	YES	1	3
	Afr. Amer.	12	11	91.7	NO	0.68	1.13	NO	N/A	N/A
	Hispanic	36	32	88.9	NO	1.73	1.86	NO	N/A	N/A
	Asian	18	16	88.9	NO	1.33	1.53	NO	N/A	N/A
	Nat. Amer.	5	4	80.0	NO	1.67	1.58	NO	N/A	N/A
	NHOPI	0	0	N/A	NO	N/A	N/A	NO	N/A	N/A
	Two or More	0	0	N/A	NO	N/A	N/A	NO	N/A	N/A
G1 - Athletics/Sports	Males (!)	37	34	91.9	NO	N/A	N/A	NO	N/A	N/A
	Females	12	10	83.3	NO	0.85	0.75	NO	N/A	N/A
	White	39	35	89.7	NO	0.47	0.53	NO	N/A	N/A
	Minority	10	9	90.0	N/A	N/A	N/A	N/A	N/A	N/A
	Afr. Amer.	3	3	100.0	NO	0.00	0.67	NO	N/A	N/A
	Hispanic	5	4	80.0	NO	0.68	0.46	NO	N/A	N/A
	Asian (!)	2	2	100.0	NO	N/A	N/A	NO	N/A	N/A
	Nat. Amer.	0	0	N/A	NO	N/A	N/A	NO	N/A	N/A
	NHOPI	0	0	N/A	NO	N/A	N/A	NO	N/A	N/A
	Two or More	0	0	N/A	NO	N/A	N/A	NO	N/A	N/A

1 - "Previous Headcounts" shows job group headcount from prior snapshot. Analyses requiring headcounts from the previous plan year could not be conducted for those job groups that did not exist in the previous plan year.

2 - Fisher Exact test calculated using the Lancaster Mid-P correction.

3 - Yes/No determination based on results of the Fisher's Exact test (with Mid-P correction).

4 - Additional number needed to hypothetically change from failing to passing to eliminate statistically significant findings (keeping total numbers constant).

5 - Based on overall selection rate.

6 - Negative number indicates that there were more terminations that occurred in the job group than previous headcount.

(!) Group with the highest selection/retention rate (i.e., the "Reference Group")

(*) Highest Rate - All groups will be compared to the "Reference Group"

FOR INTERNAL USE ONLY

Maricopa County Community College District

Snapshot Date: 09/30/2017

Adverse Impact: All Terminations*

Analysis 1: Previous Headcounts vs. Retained (All)

Transaction Period: 10/01/2016 - 09/30/2017

Job Group	Category	Available	Retained ⁶	Selection Rate (%)	80% Rule	Stat. Significance Test		Impact? ³ Yes/No	Add. # Needed ⁴	OFCCP Shortfall ⁵
						Std Dev (Chi-Square)	Std Dev (F. Exact) ²			
G2 - Counseling/Social Service/Legal	Males (!)	20	19	95.0	NO	N/A	N/A	NO	N/A	N/A
	Females	33	29	87.9	NO	0.85	0.68	NO	N/A	N/A
	White	26	23	88.5	NO	0.78	0.73	NO	N/A	N/A
	Minority	27	25	92.6	N/A	N/A	N/A	N/A	N/A	N/A
	Afr. Amer.	5	4	80.0	NO	1.10	1.28	NO	N/A	N/A
	Hispanic (!)	20	19	95.0	NO	N/A	N/A	NO	N/A	N/A
	Asian	1	1	100.0	NO	N/A	N/A	NO	N/A	N/A
	Nat. Amer.	1	1	100.0	NO	N/A	N/A	NO	N/A	N/A
	NHOPI	0	0	N/A	NO	N/A	N/A	NO	N/A	N/A
Two or More	0	0	N/A	NO	N/A	N/A	NO	N/A	N/A	
G3 - Radio, TV and Other Media/Entertainment	Males (!)	16	16	100.0	NO	N/A	N/A	NO	N/A	N/A
	Females	8	6	75.0	YES	2.08	1.95	NO	N/A	N/A
	White	20	19	95.0	NO	0.32	0.60	NO	N/A	N/A
	Minority	4	3	75.0	N/A	N/A	N/A	N/A	N/A	N/A
	Afr. Amer.	2	1	50.0	YES	1.15	0.31	NO	N/A	N/A
	Hispanic (!)	2	2	100.0	NO	N/A	N/A	NO	N/A	N/A
	Asian	0	0	N/A	NO	N/A	N/A	NO	N/A	N/A
	Nat. Amer.	0	0	N/A	NO	N/A	N/A	NO	N/A	N/A
	NHOPI	0	0	N/A	NO	N/A	N/A	NO	N/A	N/A
Two or More	0	0	N/A	NO	N/A	N/A	NO	N/A	N/A	

1 - "Previous Headcounts" shows job group headcount from prior snapshot. Analyses requiring headcounts from the previous plan year could not be conducted for those job groups that did not exist in the previous plan year.

2 - Fisher Exact test calculated using the Lancaster Mid-P correction.

3 - Yes/No determination based on results of the Fisher's Exact test (with Mid-P correction).

4 - Additional number needed to hypothetically change from failing to passing to eliminate statistically significant findings (keeping total numbers constant).

5 - Based on overall selection rate.

6 - Negative number indicates that there were more terminations that occurred in the job group than previous headcount.

(!) Group with the highest selection/retention rate (i.e., the "Reference Group")

(*) Highest Rate - All groups will be compared to the "Reference Group"

FOR INTERNAL USE ONLY

Maricopa County Community College District

Snapshot Date: 09/30/2017

Adverse Impact: All Terminations*

Analysis 1: Previous Headcounts vs. Retained (All)

Transaction Period: 10/01/2016 - 09/30/2017

Job Group	Category	Available	Retained ⁶	Selection Rate (%)	80% Rule	Stat. Significance Test		Impact? ³ Yes/No	Add. # Needed ⁴	OFCCP Shortfall ⁵
						Std Dev (Chi-Square)	Std Dev (F. Exact) ²			
H1 - Office/Admin Support	Males	200	184	92.0	NO	1.52	1.60	NO	N/A	N/A
	Females (!)	791	750	94.8	NO	N/A	N/A	NO	N/A	N/A
	White (!)	519	494	95.2	NO	N/A	N/A	NO	N/A	N/A
	Minority	472	440	93.2	NO	1.32	1.29	NO	N/A	N/A
	Afr. Amer.	92	82	89.1	NO	2.30	2.32	YES	1	4
	Hispanic	301	284	94.4	NO	0.52	0.57	NO	N/A	N/A
	Asian	40	37	92.5	NO	0.74	0.94	NO	N/A	N/A
	Nat. Amer.	33	31	93.9	NO	0.32	0.62	NO	N/A	N/A
	NHOPI	6	6	100.0	NO	N/A	N/A	NO	N/A	N/A
	Two or More	0	0	N/A	NO	N/A	N/A	NO	N/A	N/A
I1 - Maintenance/Construction	Males (!)	92	90	97.8	NO	N/A	N/A	NO	N/A	N/A
	Females	4	3	75.0	YES	2.56	1.86	NO	N/A	N/A
	White (!)	63	62	98.4	NO	N/A	N/A	NO	N/A	N/A
	Minority	33	31	93.9	NO	1.19	1.42	NO	N/A	N/A
	Afr. Amer.	1	1	100.0	NO	N/A	N/A	NO	N/A	N/A
	Hispanic	31	29	93.5	NO	1.26	1.46	NO	N/A	N/A
	Asian	0	0	N/A	NO	N/A	N/A	NO	N/A	N/A
	Nat. Amer.	1	1	100.0	NO	N/A	N/A	NO	N/A	N/A
	NHOPI	0	0	N/A	NO	N/A	N/A	NO	N/A	N/A
	Two or More	0	0	N/A	NO	N/A	N/A	NO	N/A	N/A

1 - "Previous Headcounts" shows job group headcount from prior snapshot. Analyses requiring headcounts from the previous plan year could not be conducted for those job groups that did not exist in the previous plan year.

2 - Fisher Exact test calculated using the Lancaster Mid-P correction.

3 - Yes/No determination based on results of the Fisher's Exact test (with Mid-P correction).

4 - Additional number needed to hypothetically change from failing to passing to eliminate statistically significant findings (keeping total numbers constant).

5 - Based on overall selection rate.

6 - Negative number indicates that there were more terminations that occurred in the job group than previous headcount.

(!) Group with the highest selection/retention rate (i.e., the "Reference Group")

(*) Highest Rate - All groups will be compared to the "Reference Group"

FOR INTERNAL USE ONLY

Maricopa County Community College District

Snapshot Date: 09/30/2017

Adverse Impact: All Terminations*

Analysis 1: Previous Headcounts vs. Retained (All)

Transaction Period: 10/01/2016 - 09/30/2017

Job Group	Category	Available	Retained ⁶	Selection Rate (%)	80% Rule	Stat. Significance Test		Impact? ³ Yes/No	Add. # Needed ⁴	OFCCP Shortfall ⁵
						Std Dev (Chi-Square)	Std Dev (F. Exact) ²			
K1 - Service - Public Safety	Males	54	50	92.6	NO	0.69	0.41	NO	N/A	N/A
	Females (!)	6	6	100.0	NO	N/A	N/A	NO	N/A	N/A
	White	38	36	94.7	NO	0.33	0.59	NO	N/A	N/A
	Minority	22	20	90.9	N/A	N/A	N/A	N/A	N/A	N/A
	Afr. Amer.	6	6	100.0	NO	0.00	0.67	NO	N/A	N/A
	Hispanic	11	11	100.0	NO	0.00	0.67	NO	N/A	N/A
	Asian (!)	2	2	100.0	NO	N/A	N/A	NO	N/A	N/A
	Nat. Amer.	3	1	33.3	YES	1.49	1.15	NO	N/A	N/A
	NHOPI	0	0	N/A	NO	N/A	N/A	NO	N/A	N/A
Two or More	0	0	N/A	NO	N/A	N/A	NO	N/A	N/A	
K2 - Service - Facility/Grounds	Males (!)	88	86	97.7	NO	N/A	N/A	NO	N/A	N/A
	Females	54	50	92.6	NO	1.47	1.46	NO	N/A	N/A
	White	44	40	90.9	NO	2.74	2.68	YES	2	2
	Minority	98	96	98.0	N/A	N/A	N/A	N/A	N/A	N/A
	Afr. Amer.	8	8	100.0	NO	0.00	0.67	NO	N/A	N/A
	Hispanic (!)	80	80	100.0	NO	N/A	N/A	NO	N/A	N/A
	Asian	6	5	83.3	NO	3.67	2.10	YES	1	0
	Nat. Amer.	4	3	75.0	YES	4.49	2.26	YES	1	0
	NHOPI	0	0	N/A	NO	N/A	N/A	NO	N/A	N/A
Two or More	0	0	N/A	NO	N/A	N/A	NO	N/A	N/A	

1 - "Previous Headcounts" shows job group headcount from prior snapshot. Analyses requiring headcounts from the previous plan year could not be conducted for those job groups that did not exist in the previous plan year.

2 - Fisher Exact test calculated using the Lancaster Mid-P correction.

3 - Yes/No determination based on results of the Fisher's Exact test (with Mid-P correction).

4 - Additional number needed to hypothetically change from failing to passing to eliminate statistically significant findings (keeping total numbers constant).

5 - Based on overall selection rate.

6 - Negative number indicates that there were more terminations that occurred in the job group than previous headcount.

(!) Group with the highest selection/retention rate (i.e., the "Reference Group")

(*) Highest Rate - All groups will be compared to the "Reference Group"

FOR INTERNAL USE ONLY