

# Emerson College

## FY 17 Sustainability Solutions Qualification

Dan Willman and David Gillick

University of the Sciences in Philadelphia  
University of Toledo  
University of Vermont  
University of Washington  
University of West Florida  
University of Wisconsin - Madison  
Vanderbilt University  
Virginia Commonwealth University  
Wake Forest University  
Washburn University  
Washington State University  
Washington State University - Tri-Cities Campus  
Washington State University - Vancouver  
Washington University in St. Louis  
Wayne State University  
Wellesley College  
Wesleyan University  
West Chester University  
West Virginia Health Science Center  
West Virginia University  
Western Oregon University  
Westfield State University  
Widener University  
Williams College  
Worcester Polytechnic Institute  
Worcester State University



# FY17 Base Data Summary

## Scope 1

- On-Campus Stationary Sources - Collected
- Direct Transportation Services - **Need Facilities**
- Refrigerants & Chemicals - Collected

## Scope 2

- Electricity - Collected
- Steam - Collected

## Scope 3

- Faculty, Staff, & Student Commuting - Collected
- Directly Financed Outsourced Travel - Collected
- Study Abroad Travel - Collected
- Solid Waste - Collected
- Wastewater - Collected
- Paper - Collected
- Offsets - Collected

# Scope 1



# FY17 On-Campus Stationary Sources

FY17 Base Data Provided by Kristen Nicholas

FY16 Consumption 58.8k MMBtu  
 FY17 Consumption 73.6k MMBtu

Spark invoice report

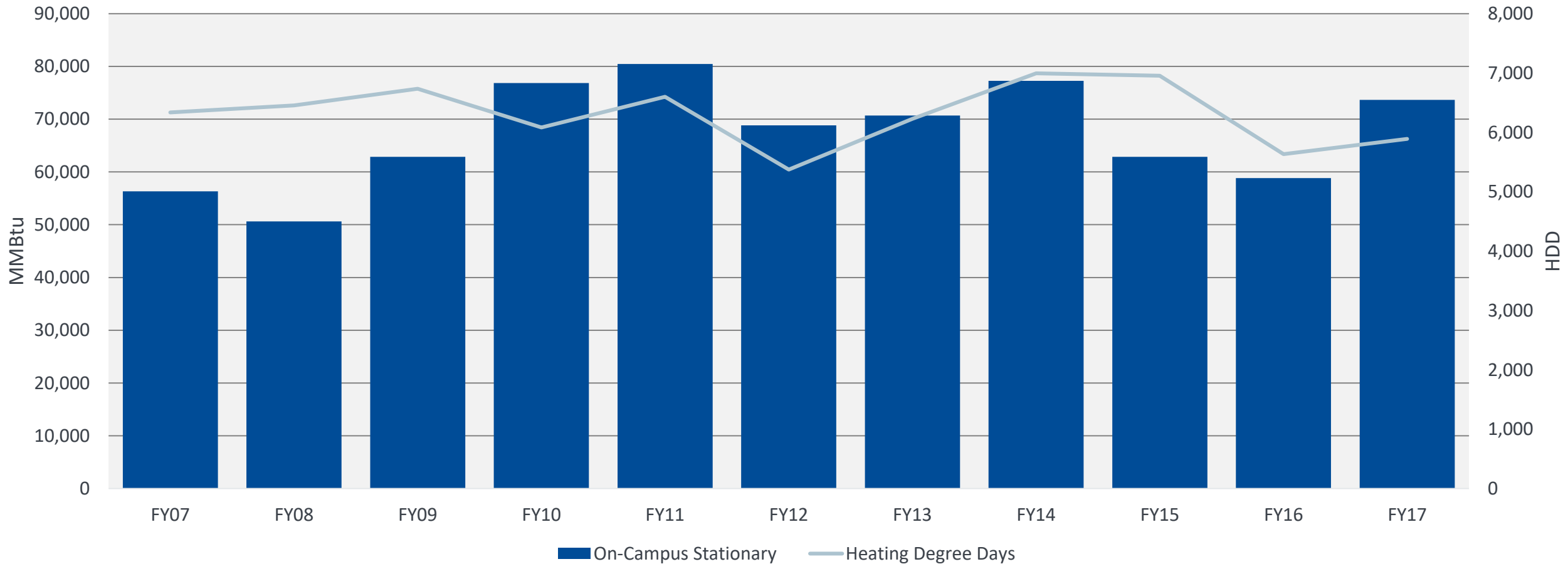
National Grid FY 17

A	B	C	D	E	F	G
End Date	Days In Bill	Meter Read	Read Type	Usage (CCF)	Usage (Therms)	Usage (Cost)
7/3/2017	26	134409	ESTIMATE	5,840	5,992	\$1,753.93
6/7/2017	35	133825	ACTUAL	84,870	87,102	\$12,050.81
5/3/2017	29	125338	ESTIMATE	1,990	2,043	\$5,026.99
4/4/2017	33	125139	ESTIMATE	2,270	2,335	\$6,212.48
3/2/2017	27	124912	ESTIMATE	1,870	1,923	\$5,081.27
2/3/2017	31	124725	ESTIMATE	2,180	2,242	\$5,839.21
1/3/2017	32	124507	ESTIMATE	2,240	2,303	\$6,025.33
12/2/2016	31	124283	ESTIMATE	2,170	2,229	\$5,837.68

READ DATES	GAS SALES/THERMS	AMOUNT	GAS SOLD/BOUGHT IN MARKET/THERMS	AMOUNT	UTILITY FUEL	AMOUNT
12/8/15-1/5/16	15,877	\$ 13,638.34				
1/5/16 - 2/3/16	15,428	\$ 13,252.65	673	\$ 286.72		
2/3/16 - 3/4/16	14,225	\$ 12,219.28	4,864	\$ (2,206.34)		
3/4/16-4/6/16	10,079	\$ 8,657.87	508	\$ (315.56)		
4/6/16-5/4/16	3,616	\$ 3,106.15	238	\$ (122.39)		
5/4/16-6/7/16	411.00	\$ 353.05	323	\$ 210.49	17	\$ 14.60
6/7/16-7/6/16	-	\$ -	272	\$ 169.17	0	\$ -
7/6/16-8/5/16	-	\$ -	282	\$ 162.94	0	\$ -
8/5/16-9/6/16	-	\$ -	281.00	\$ 155.19	0	\$ -
9/6-10/5/16	-	\$ -	254	\$ 162.94	0	
10/5-11/7/16	4,280.00	\$ 2,775.47	1,607.00	\$ (611.42)	183	\$ 118.82
11/7/16-12/6/16	5,793.00	\$ 3,168.77	2,887.00	\$ 698.84	235	\$ 128.54
12/6/16-1/3/17	14,121.00	\$ 7,724.19	159.00	\$ (25.89)	573	\$ 313.43
1/3/17-2/2/17	14,555.00	\$ 7,961.59	591.00	\$ 323.28	591	\$ 323.28
2/2/17-3/2/17	11,877.00	\$ 6,496.72			482	\$ 263.65
3/2/17-4/5/17	16,919.00	\$ 9,254.69	6,158.00	\$ (219.44)	686	\$ 375.24
4/5/17-5/4/17	1,520.00	\$ 831.44	1,332.00	\$ 327.22	62	\$ 33.91
5/4-6/2	-	\$ -	4,458.00	\$ 1,069.92	0	\$ -
6/2/17-6/5/17	82.00	\$ 44.85	85.00	\$ (24.31)	3	\$ 1.64

# FY17 Historical On-Campus Stationary Sources

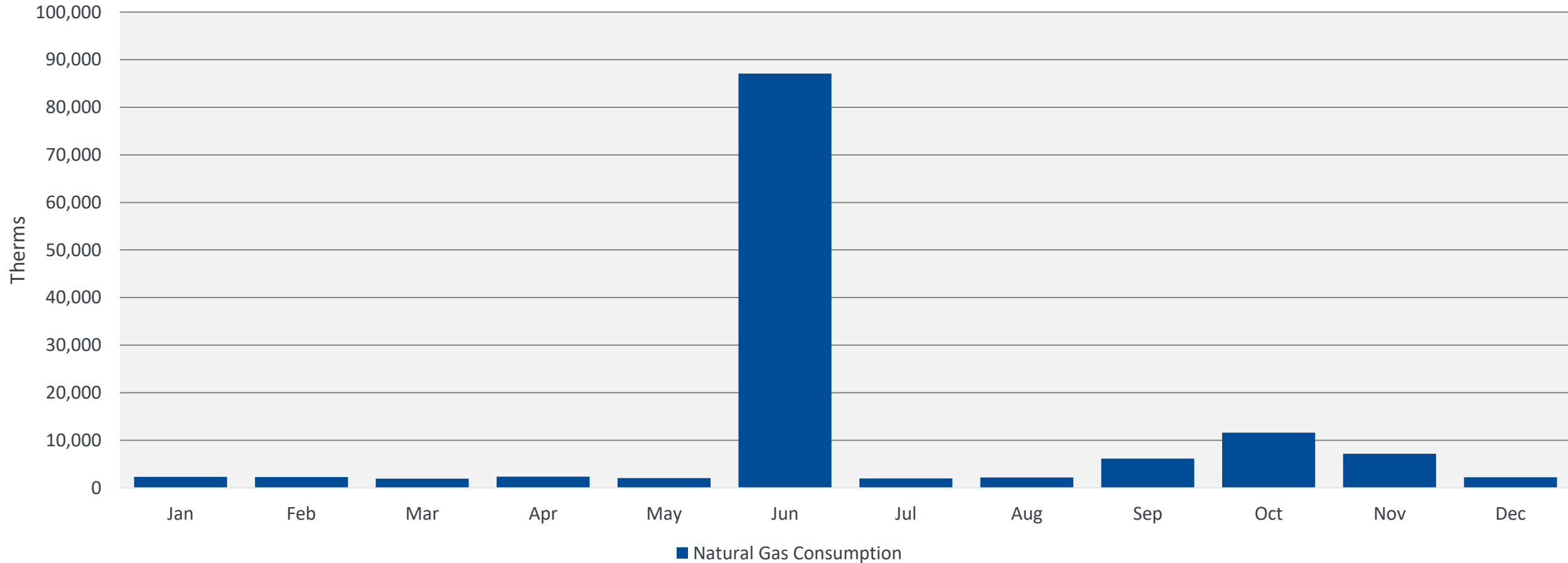
### Historical On-Campus Stationary Sources



# FY17 Consumption in 10 Boylston

Data Sourced from *National Grid FY17.xcl*

FY17 Natural Gas Consumption in 10 Boylston



# FY17 Athletic and Facilities Fleets

## Facilities Fleet Data

### Facilities Fleet Info

Chevrolet, Silverado 2005

Fuel (gasoline): 16 city, 23 highway

Miles: 14,901

Driven ~10 miles/week all year (530mi total)

Contact: Nestor Carranza

[Nestor\\_carranza@emerson.edu](mailto:Nestor_carranza@emerson.edu)

## Athletic Fleet Data

From: Erin Brennen <[erin\\_brennen@emerson.edu](mailto:erin_brennen@emerson.edu)>

Date: Fri, Sep 29, 2017 at 10:45 AM

Subject: Re:

To: Amy Elvidge <[amy\\_elvidge@emerson.edu](mailto:amy_elvidge@emerson.edu)>

Cc: [phillip\\_mcelroy@emerson.edu](mailto:phillip_mcelroy@emerson.edu)

Hi Amy,

We spent \$1120.16 on gas and mileage reimbursements. \

Thanks,  
Erin

Total Gallons  
Consumed in  
FY16: 1,609

Total Gallons  
Consumed in  
FY17: 912

# FY17 Refrigerants & Chemicals

FY17 Base Data Provided by Amy Elvidge

## Refrigerants and Chemicals

From: **Joseph Knoll** <[joseph\\_knoll@emerson.edu](mailto:joseph_knoll@emerson.edu)>

Date: Thu, Oct 12, 2017 at 11:02 AM

Subject: Emerson College Refrigerant Log

To: Amy Elvidge <[amy\\_elvidge@emerson.edu](mailto:amy_elvidge@emerson.edu)>

### Emerson College Refrigerant Log Fiscal Year 7/1/2016 - 6/30/2017:

- [120 Boylston Street](#) Barnes & Noble Trane unit = 30 lbs R-22
- [80 Boylston Street Sterling 3rd floor](#) = 9 lbs R-22
- [80 Boylston Street](#) Carrier chiller = 31 lbs R-22
- 2 Spruce Street Carrier 2nd floor = 2 lbs R-22
- [10 Boylston Place](#) McQuay chiller 1 = 60 lbs R-22
- [10 Boylston Place](#) McQuay chiller 1 = 30 lbs R-22

**Total R-22 = 162 lbs**

**Joseph Knoll | Director of Facilities Management**

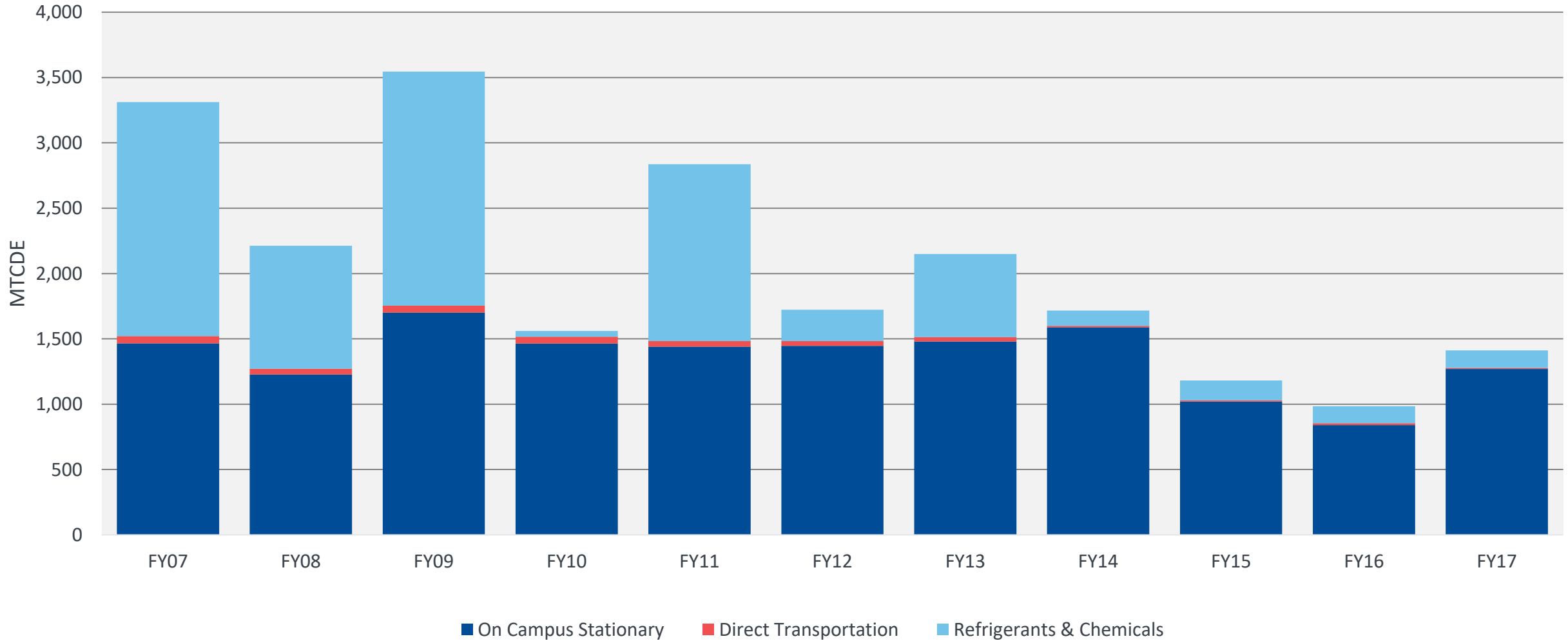
Emerson College | [120 Boylston Street, Boston, MA 02116](#)-4624

[joseph\\_knoll@emerson.edu](mailto:joseph_knoll@emerson.edu) | [617-824-8112](tel:617-824-8112)



# Historical Scope 1 MTCDE

Historical Scope 1 MTCDE



# Scope 2



# FY17 Electricity

FY17 Base Data Provided by Kristen Nicholas

FY16 Consumption 19.8M kWh  
 FY17 Consumption 21.4M kWh

READ DATES	GAS SALES/THERMS	AMOUNT	GAS SOLD/BOUGHT IN MARKET/THERMS	AMOUNT
12/8/15-1/5/16	15,877	\$ 13,638.34		
1/5/16 - 2/3/16	15,428	\$ 13,252.65	673	\$ 286.72
2/3/16 - 3/4/16	14,225	\$ 12,219.28	4,864	\$ (2,206.34)
3/4/16-4/6/16	10,079	\$ 8,657.87	508	\$ (315.56)
4/6/16-5/4/16	3,616	\$ 3,106.15	238	\$ (122.39)
			323	\$ 210.49

803500 REPORT TOTAL									
Facilities SUMMARY									
Accounted Budget July through June:									
			Year-to-Date			Available Balance			
FY 15	FY 16	FY 17	FY 15	FY 16	FY 17				
\$ 2,587,135.00	\$ 2,602,692.00	\$ 2,583,892.00	July \$ 137,211.57	\$ 203,083.51	\$ 111,657.21				
	\$ 2,559,772.00		August \$ 300,858.07	\$ 393,983.33	\$ 299,537.83				
	\$ 2,557,447.00	\$ 2,622,367.00	September \$ 525,314.90	\$ 561,712.09	\$ 541,750.10				
	\$ 2,602,447.00		October \$ 620,450.87	\$ 816,698.94	\$ 772,750.88				
\$ 2,677,135.00		\$ 2,660,001.94	November \$ 918,950.05	\$ 995,251.73	\$ 994,053.39				
		\$ 2,663,361.94	December \$ 1,115,428.07	\$ 1,191,452.68	\$ 1,206,028.11				
\$ 2,712,896.00	\$ 2,622,106.00	\$ 2,672,315.94	January \$ 1,332,459.50	\$ 1,364,610.93	\$ 1,423,455.33				
		\$ 2,676,978.94	February \$ 1,549,797.77	\$ 1,546,513.77	\$ 1,634,754.59				
\$ 2,703,956.00			March \$ 1,740,722.96	\$ 1,722,819.40	\$ 1,868,353.46				
			April \$ 1,916,212.97	\$ 1,954,554.57	\$ 2,064,586.61				
			May \$ 2,140,613.00	\$ 2,153,869.76	\$ 2,314,337.81				
			June \$ 2,386,511.21	\$ 2,392,747.49	\$ 2,632,321.27				
JUNE									
			FY 15 Budget	FY 16 Budget	FY 17 Budget	Y-T-D '15	Y-T-D '16	Y-T-D '17	
	61031	CWS Allocation	\$ 524,911.00	\$ 502,864.25	\$ 513,735.63	\$ 458,926.00	\$ 472,131.44	\$ 584,068.29	
	61200	Exempt Ben Elig	\$ 1,326,798.00	\$ 1,375,929.75	\$ 1,452,516.31	\$ 1,378,804.24	\$ 1,373,237.51	\$ 1,370,885.21	
	61206	Non-Exempt Ben Elig	\$ 220,000.00	\$ 220,000.00	\$ 220,000.00	\$ 222,806.82	\$ 192,283.25	\$ 222,054.78	
	61220	OT	\$ -	\$ -	\$ -	\$ 9,973.00	\$ 20,191.21	\$ 3,655.00	
	61300	Student Wages	\$ 5,600.00	\$ 5,600.00	\$ 5,600.00	\$ -	\$ -	\$ -	
	61306	Emerson Employ	\$ 62,950.00	\$ -	\$ -	\$ 72,278.70	\$ 33,165.00	\$ 17,064.00	
81400 & 81500	61400	Temp Help	\$ -	\$ -	\$ -	\$ -	\$ -	\$ -	
	69011	Life/ADD	\$ -	\$ -	\$ -	\$ -	\$ -	\$ -	
80700 & 80800	71000	Office Supplies	\$ -	\$ -	\$ -	\$ 9,423.38	\$ -	\$ 13,362.98	

Are we able to receive Localized Fuel Mix data?

# FY17 Steam

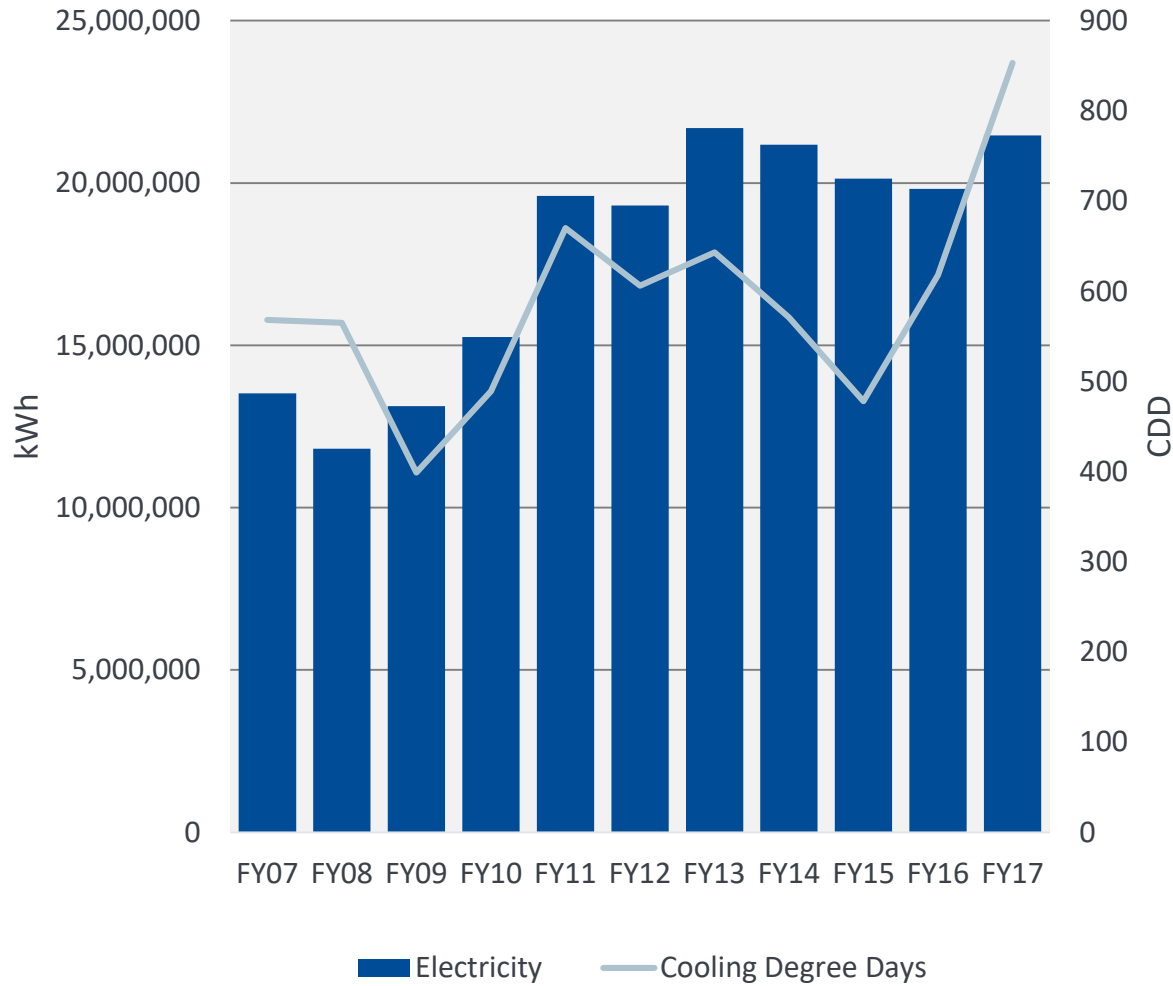
FY17 Base Data Provided by Kristen Nicholas

543-651 Washington Street - A/C #0528537520 (Loc 442)								
Account Number	Customer	Service Address	Period	MLBS	Commodity	Capacity	Invoice Total	HDD's
Fiscal Year July 2016 to June 2017								
0528537520	Emerson College	543-651 Washington Street	Jul 2016	645	\$6,166.20	\$11,273.00	\$17,439.20	7
0528537520	Emerson College	543-651 Washington Street	Aug 2016	553	\$5,585.30	\$11,273.00	\$16,858.30	0
0528537520	Emerson College	543-651 Washington Street	Sep 2016	760	\$7,866.00	\$11,273.00	\$19,139.00	40
0528537520	Emerson College	543-651 Washington Street	Oct 2016	688	\$6,515.36	\$11,273.00	\$17,788.36	311
0528537520	Emerson College	543-651 Washington Street	Nov 2016	803	\$10,125.83	\$11,273.00	\$21,398.83	539
0528537520	Emerson College	543-651 Washington Street	Dec 2016	1,149	\$24,393.27	\$11,273.00	\$35,666.27	897
0528537520	Emerson College	543-651 Washington Street	Jan 2017	1,369	\$25,131.19	\$11,273.00	\$36,404.19	938
0528537520	Emerson College	543-651 Washington Street	Feb 2017	1,231	\$20,661.54	\$11,273.00	\$31,934.54	804
0528537520	Emerson College	543-651 Washington Street	Mar 2017	1,353	\$22,410.71	\$11,273.00	\$33,683.71	946
0528537520	Emerson College	543-651 Washington Street	Apr 2017	874	\$10,112.18	\$11,439.00	\$21,551.18	431
0528537520	Emerson College	543-651 Washington Street	May 2017	790	\$8,152.80	\$11,439.00	\$19,591.80	310
0528537520	Emerson College	543-651 Washington Street	Jun 2017	877	\$8,805.08	\$11,439.00	\$20,244.08	54
<b>Totals</b>				<b>11,092</b>	<b>\$155,925.46</b>	<b>\$135,774.00</b>	<b>\$291,699.46</b>	<b>5,277</b>

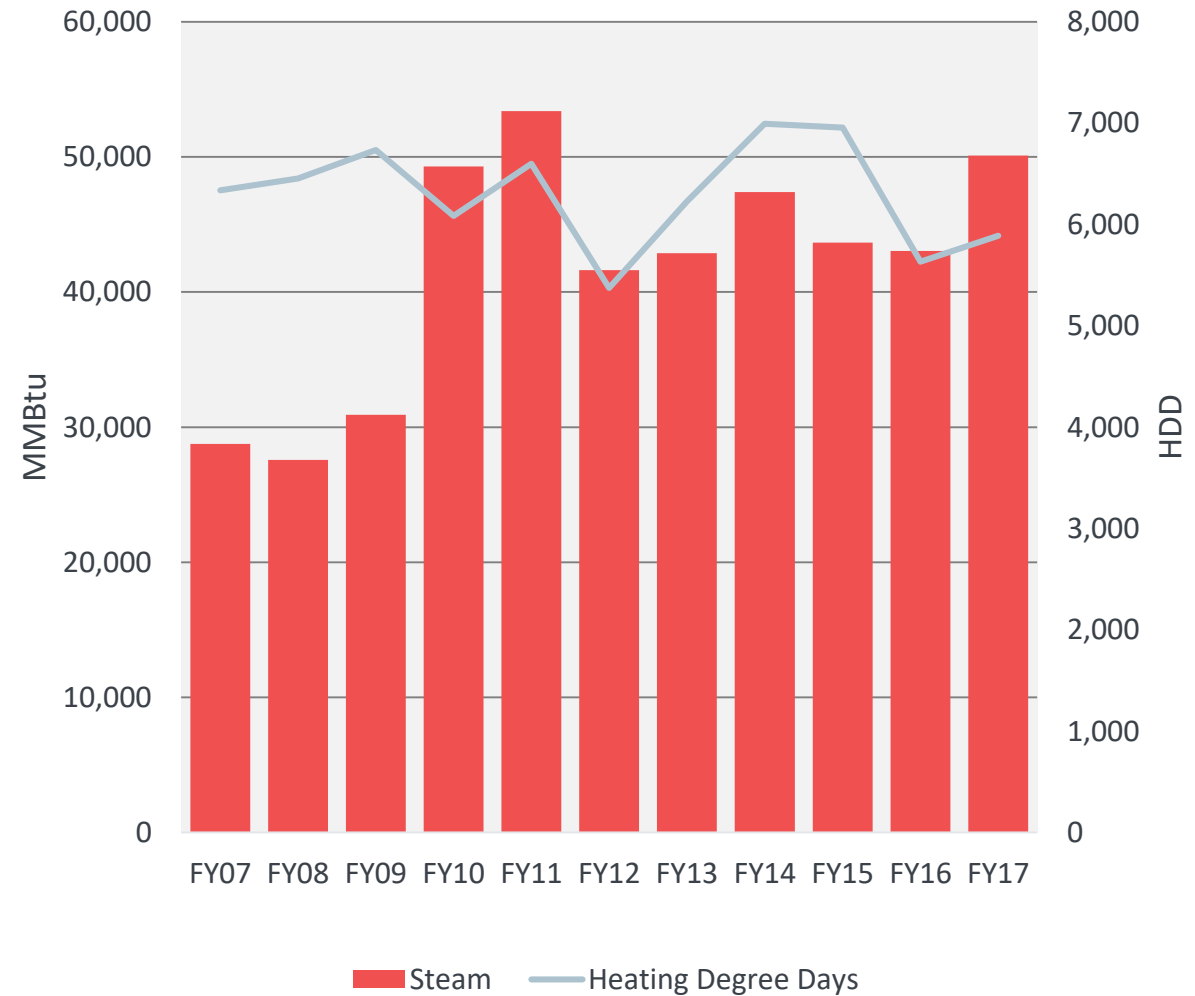
FY16 Consumption: 43k MMBtu  
 FY17 Consumption: 50k MMBtu

# Historical Electricity & Steam

### Historical Electricity

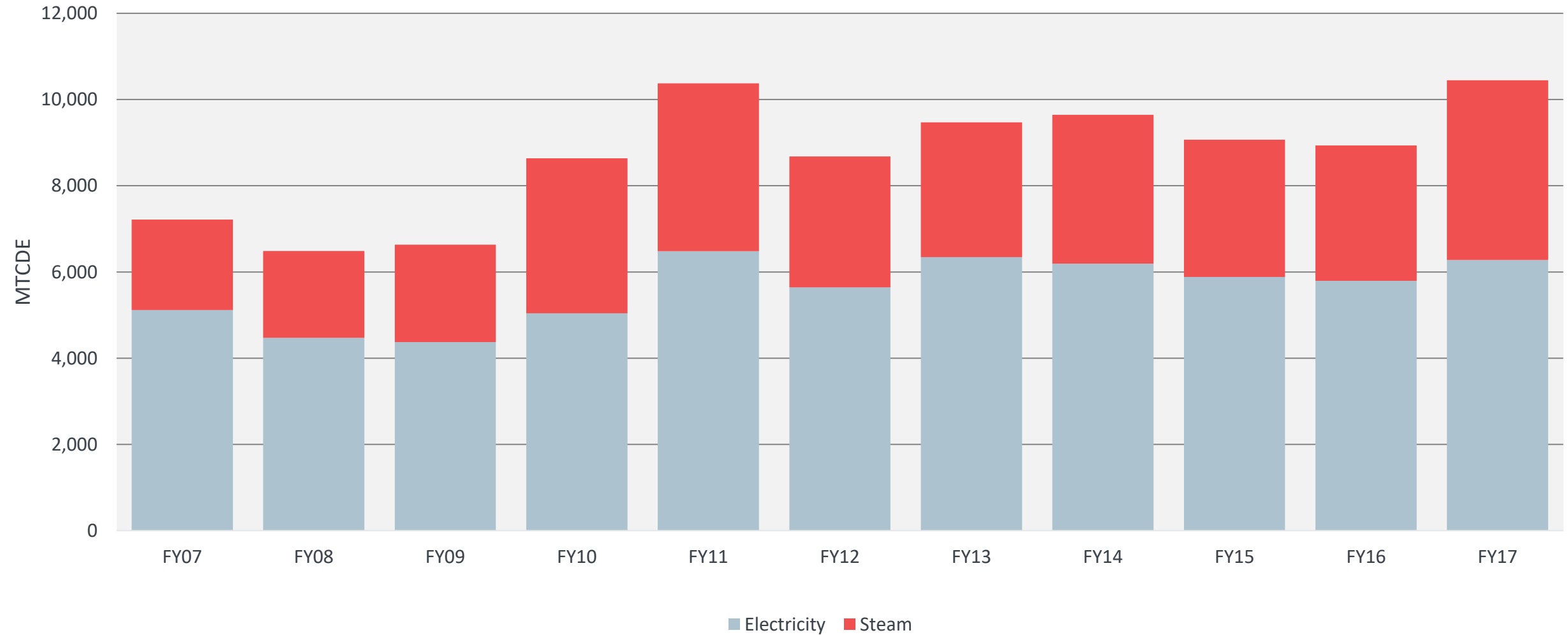


### Historical Steam



# Scope 2 Trending

Total Emissions in Metric Tons CO<sub>2</sub> Equivalents



# Scope 3



# FY17 Commuting Base Data

Commuting Study done every 2 years; FY16 data applied to FY17

	A	B	C	D	E	F	G	H	I
1		Where do you live locally while attending Emerson College?							
2	Are you a resident or non-resident student?	City	State	Zip Code	Arrive	Depart	Are you taking 12 or more credits this semester?	Monday	Tuesday
3	Non-Resident (live off campus)	Somerville	MA	02143	8:30-9:00AM	7:00-8:00PM	Yes	Public transportation (t	Public transportation (bus, si
4	Non-Resident (live off campus)	Boston	MA	02114	After 9:00AM	After 8:00PM	Yes	Public transportation (t	Public transportation (bus, si
5	Non-Resident (live off campus)	Boston	MA	02116	8:30-9:00AM	7:00-8:00PM	Yes	Walk	Walk
6	Non-Resident (live off campus)	Boston	MA	02115	After 9:00AM	After 8:00PM	Yes	Public transportation (t	Public transportation (bus, si
7	Non-Resident (live off campus)	Cambridge	MA	02140	After 9:00AM	After 8:00PM	Yes	Public transportation (t	Public transportation (bus, si
8	Non-Resident (live off campus)	Cambridge	MA	02139	After 9:00AM	5:30-6:00PM	Yes	Public transportation (t	Public transportation (bus, si
9	Non-Resident (live off campus)	Allston	MA	02134	After 9:00AM	4:30-5:00PM	Yes	Public transportation (t	Public transportation (bus, si
10	Non-Resident (live off campus)	Somerville	Ma		After 9:00AM	After 8:00PM	Yes	Public transportation (t	Public transportation (bus, si
11	Non-Resident (live off campus)	Norton	MA	02766	After 9:00AM	7:00-8:00PM	Yes	Off campus (vacation,	Ride in a 2-6 person carpool
12	Non-Resident (live off campus)	Boston	MA	02111	6:00-7:00AM	4:00-4:30PM	Yes	Walk	Walk
13	Non-Resident (live off campus)	Boston	MA	02114	8:00-8:30AM	7:00-8:00PM	Yes	Walk	Walk
14	Non-Resident (live off campus)	Boston	MA	02115	8:00-8:30AM	After 8:00PM	Yes	Public transportation (t	Off campus (vacation, sick,
15	Non-Resident (live off campus)	Boston	Ma	02135	After 9:00AM	4:00-4:30PM	Yes	Public transportation (t	Public transportation (bus, si
16	Non-Resident (live off campus)	boston	ma	02116	8:30-9:00AM	After 8:00PM	No	Off campus (vacation,	Walk
17	Non-Resident (live off campus)	Allston	MA	02134	After 9:00AM	After 8:00PM	Yes	Public transportation (t	Public transportation (bus, si
18	Non-Resident (live off campus)	Cambridge	MA	02140	8:00-8:30AM	Before 4:00P	Yes	Public transportation (t	Public transportation (bus, si
19	Non-Resident (live off campus)	Medford	Ma	02155	8:00-8:30AM	6:00-7:00PM	Yes	Public transportation (t	Public transportation (bus, si
20	Non-Resident (live off campus)	Cambridge	Ma	02141	After 9:00AM	After 8:00PM	Yes	Public transportation (t	Public transportation (bus, si
21	Non-Resident (live off campus)	Brookline	MA	02445	After 9:00AM	7:00-8:00PM	No	Off campus (vacation,	Public transportation (bus, si
22	Non-Resident (live off campus)	Boston	MA	02120	After 9:00AM	4:00-4:30PM	No	Public transportation (t	Telecommute (work from ho
23	Non-Resident (live off campus)	brighton	ma	02135	7:30-8:00AM	After 8:00PM	Yes	Public transportation (t	Public transportation (bus, si
24	Non-Resident (live off campus)	Brookline	MA	02445	After 9:00AM	4:00-4:30PM	Yes	Public transportation (t	Public transportation (bus, si
25	Non-Resident (live off campus)	Allston		02134	After 9:00AM	After 8:00PM	Yes	Public transportation (t	Public transportation (bus, si
26	Non-Resident (live off campus)	Allston	MA	02134	7:30-8:00AM	5:30-6:00PM	Yes	Public transportation (t	Public transportation (bus, si
27	Non-Resident (live off campus)	Brighton	MA	02135	7:30-8:00AM	4:00-4:30PM	Yes	Off campus (vacation,	Public transportation (bus, si
28	Non-Resident (live off campus)	Mansfield	MA	02048	After 9:00AM	5:30-6:00PM	Yes	Off campus (vacation,	Public transportation (bus, si
29	Non-Resident (live off campus)	Allston	MA	02134	After 9:00AM	After 8:00PM	Yes	Public transportation (t	Public transportation (bus, si
30	Non-Resident (live off campus)	Attleboro	MA	02703	6:00-7:00AM	6:00-7:00PM	Yes	Public transportation (t	Public transportation (bus, si
31	Non-Resident (live off campus)	Allston	MA	02134	8:00-8:30AM	After 8:00PM	Yes	Public transportation (t	Public transportation (bus, si
32	Non-Resident (live off campus)	27 Egremont	MA	02135	After 9:00AM	After 8:00PM	Yes	Public transportation (t	Public transportation (bus, si
33	Non-Resident (live off campus)	Boston	MA	02114	After 9:00AM	After 8:00PM	Yes	Walk	Walk
34	Non-Resident (live off campus)	Boston	MA	02115	After 9:00AM	After 8:00PM	No	Walk	Public transportation (bus, si
35	Non-Resident (live off campus)	Cambridge	MA	02139	After 9:00AM	Before 4:00P	Yes	Public transportation (t	Public transportation (bus, si
36	Non-Resident (live off campus)	Allston	MA	02134	After 9:00AM	After 8:00PM	Yes	Public transportation (t	Public transportation (bus, si
37	Non-Resident (live off campus)	Cambridge	MA	02139	After 9:00AM	After 8:00PM	Yes	Public transportation (t	Public transportation (bus, si
38	Non-Resident (live off campus)	Boston	Ma	02135	7:30-8:00AM	6:00-7:00PM	Yes	Public transportation (t	Public transportation (bus, si

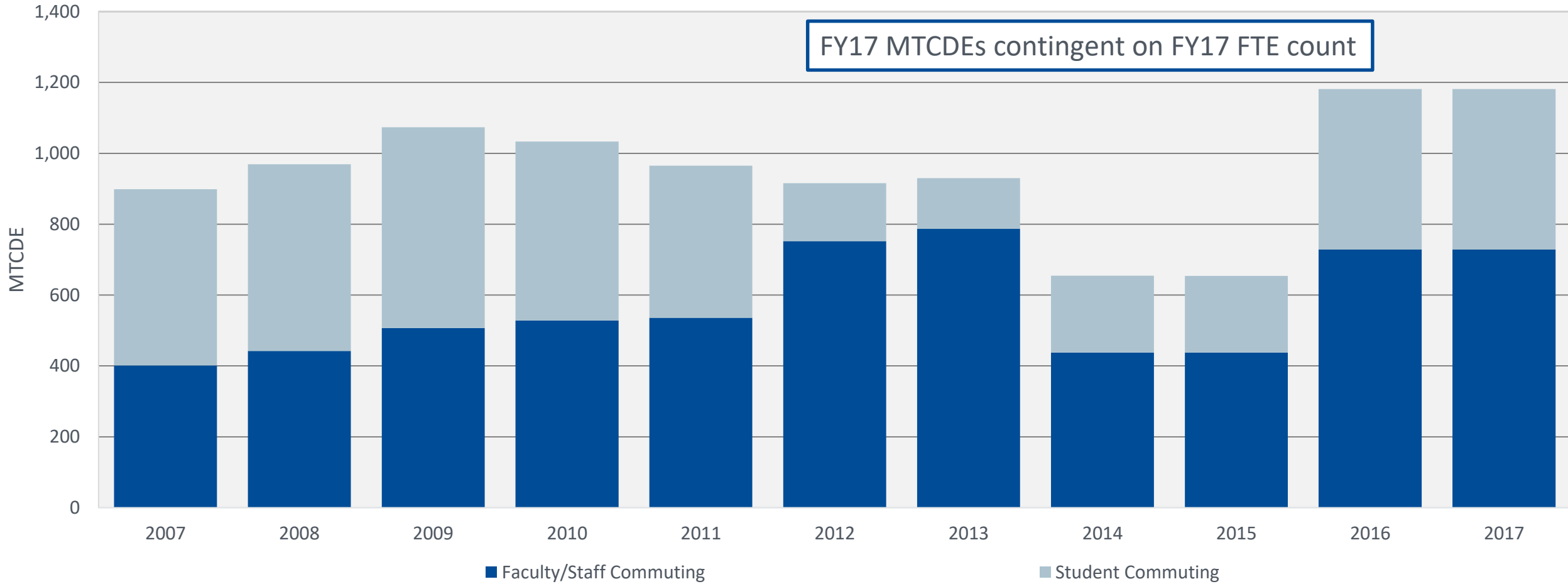
Trip Distribution	FY14%	FY16%
Student % Carbon Free	68%	14%
Student % Drive Alone	1%	3%
Student % Carpool	0%	3%
Student % Bus	0%	20%
Student % Commuter Rail	31%	60%

Trip Distance	FY14 Miles	FY16 Miles
Carbon Free	2	2
Drive Alone	15	8
Carpool	1	7
Bus	1	4
Commuter Rail	7	4



# FY17 Commuting Comparison

Historical Commuting Emissions



# FY17 Directly Financed Outsourced Travel

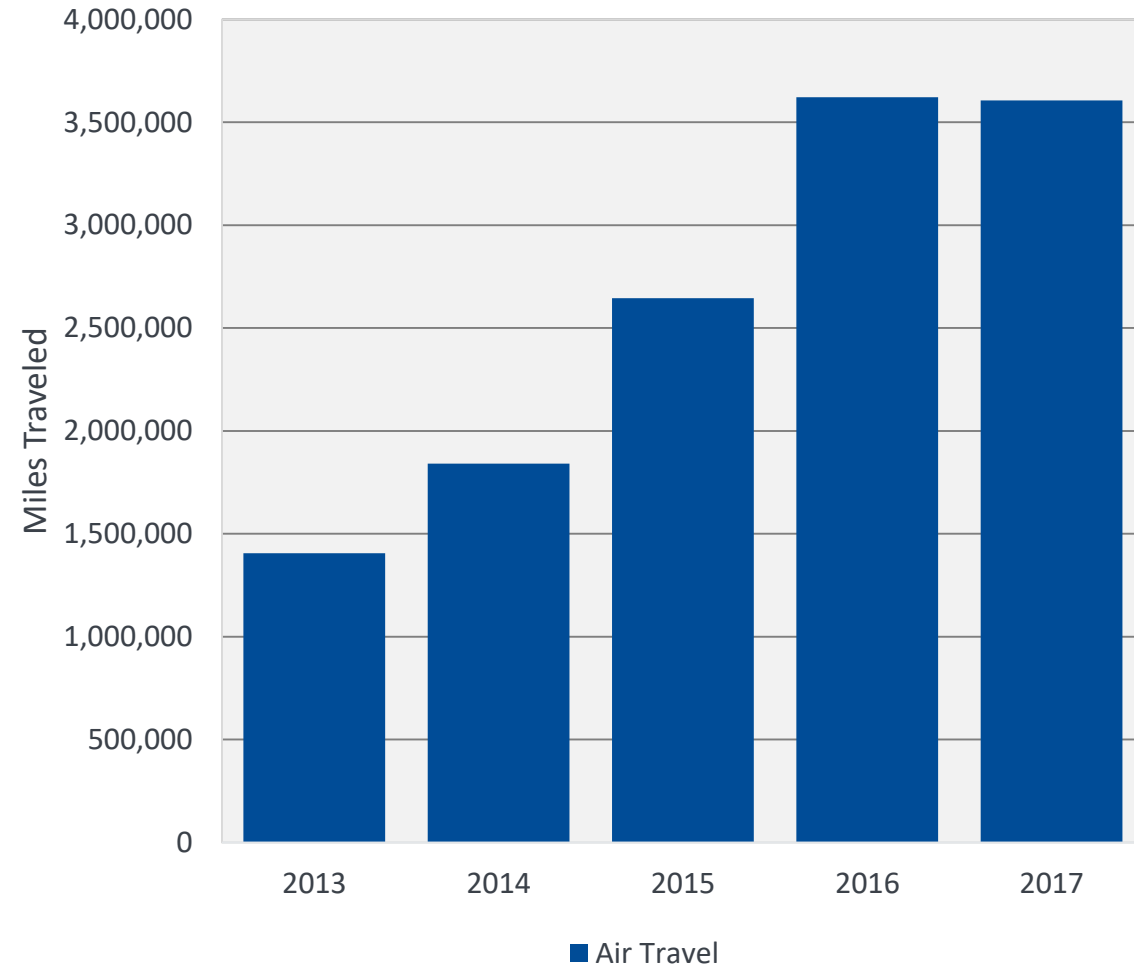
Transportation Detail Report						
Amounts for Each Passenger Listed By Card Number						
Card Number	Passenger	Posting Date	Travel Date	Card Number	Amount	
...0038	Weston, Tori	01/11/2017			216	
...0038	Weston, Tori	02/14/2017	02/12/2017	0430689007200 Amtrak	160	
...0038	Weston, Tori	03/13/2017	03/13/2017	070069803433	196	
...0038	Weston, Tori	03/17/2017	03/16/2017	07406380896	128	
					<b>4 Flights</b>	<b>700.00 USD</b>
...0041	Pollock, Duncan Mr	03/16/2017	05/17/2017	27921716453 Airways (Jet Blue) (Usa) Jetblue	514.39	
					<b>2 Flights</b>	<b>514.39 USD</b>
...0193	Lynch, Michael	04/24/2017	04/22/2017	0010279407256 American Airlines (Usa) American	25	
...0193	Lynch, Michael	03/23/2017			493.8	
...0193	Lynch, Michael	02/22/2017	04/21/2017	0272133987859 Alaska Airlines (Usa) Alaska	149.2	
...0193	Lynch, Michael	04/25/2017	04/21/2017	0272139049789 Alaska Airlines (Usa) Alaska	25	

Domestic (\$) = 587,035  
International (\$) = 101,334

Domestic (mi) = 3.08M  
International (mi) = 530,198



Historical Directly Financed Outsourced Travel

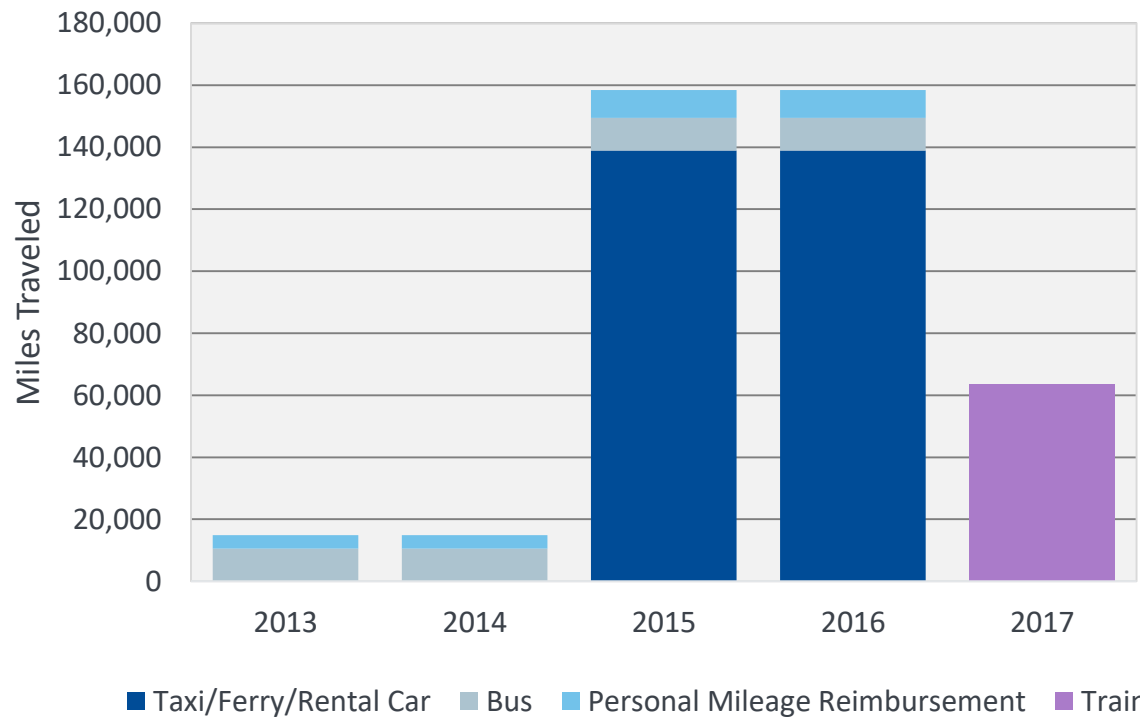


# FY17 Directly Financed Outsourced Travel

MCC Description	Merchant Name	Amount	Cardholder Name 1
Aer Lingus	AERLING 2GN6UB ORCHAR	\$1,790.47	ROBERT ORCHARD
Aer Lingus	AERLING 2C8WV2 HALBER	\$660.67	MJ HALBERSTADT
Aer Lingus	AERLING 7713195957 LI	\$1,004.87	DAVID GRIFFIN
Aer Lingus	AERLING 7747406427 LE	\$910.93	SHAYLIN HOGAN
Aer Lingus	AERLING 2G4B5J ORCHAR	\$801.38	ROBERT ORCHARD
Aer Lingus	AERLING 7807848844 MA	\$1,804.13	ANTHONY L PINDER
Aer Lingus	AERLING 7713195957 LI		
Aer Lingus	AERLING 7713195957 LI		
Aer Lingus	AERLING 7713195957 LI		
Aer Lingus	AERLING 7713195957 LI		
Aer Lingus	AERLING 7713195957 LI		
Aer Lingus	AERLING 7713195957 LI		
Aer Lingus	AERLING 7713195957 LI		
Aer Lingus	AERLING 7713195957 LI		
Aeromexico	AEROMEXICO CALL CENTER	\$772.05	RAMONA OSTROWSKI
Air Canada	AIR CANADA 0142152015785	\$85.80	KENDRA RAFFERTY
Air Canada	AIR CANADA 0142152016297	\$250.07	KENDRA RAFFERTY
Air Canada	AIR CANADA 0142152015046	\$101.71	KENDRA RAFFERTY
Air Canada	AIR CANADA 0142152015046	\$25.00	KENDRA RAFFERTY
Air Canada	AIR CANADA 0142152015785	\$21.61	KENDRA RAFFERTY
Air Canada	AIR CANADA 0142152015785	\$21.61	KENDRA RAFFERTY
Air Canada	AIR CANADA 0142152016297	\$28.35	KENDRA RAFFERTY

We have not received Air Travel document for FY17  
Is the Transportation Detail Report linked in any way to Air Travel Document?

### Historical Ground Travel



Ground Travel												
Train	Miles	-	-	-	-	-	-	-	-	-	-	63,737
Taxi / Ferry / Rental Car	Miles	-	-	-	-	-	-	-	-	138,941	138,941	-
Bus	Miles	10,534	10,534	10,534	10,534	10,534	10,534	10,534	10,534	10,534	10,534	-
Alternative Fuel Bus	Miles	-	-	-	-	-	-	-	-	-	-	-
Personal Mileage Reimbursement	Miles	4,312	4,312	4,312	4,312	4,312	4,312	4,312	4,312	8,956	8,956	-

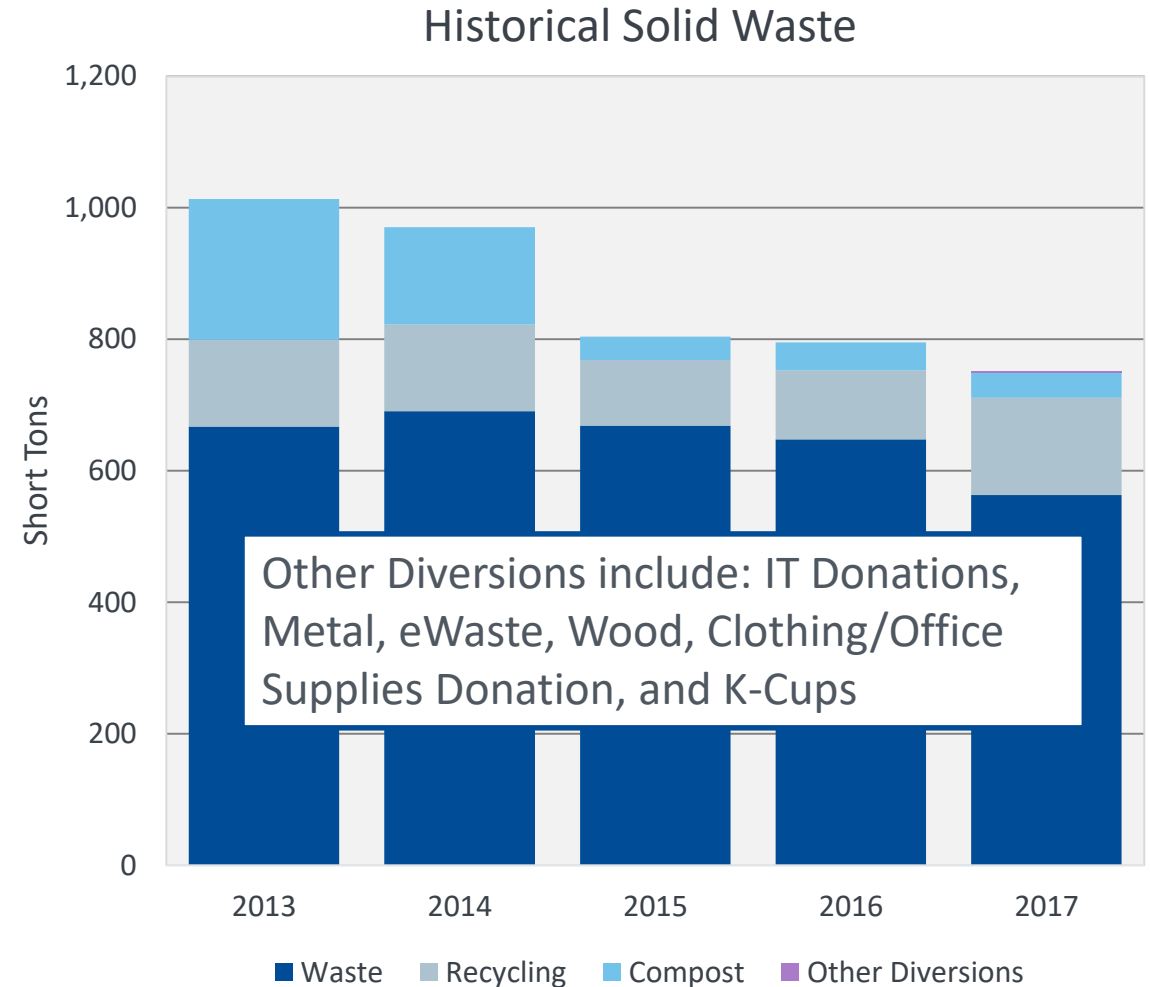
# FY17 Study Abroad Travel

	Fall 2016	Spring 2017	Summer 2017	Totals
<b>Semester</b>				
Kasteel Well	85	82	21	<b>188</b>
Emerson Los Angeles	186	206	0	<b>392</b>
Berklee Valencia	6	6	0	<b>12</b>
Washington, D.C.	19	0	0	<b>19</b>
Non Affiliated Education Abroad	14	29	6	<b>49</b>
<b>Short Term Faculty Led</b>				
Aix en Provence, France	0	0	9	<b>9</b>
Havana, Cuba	0	0	16	<b>16</b>
Barcelona, Spain	0	0	16	<b>16</b>
Patmos, Greece	0	0	12	<b>12</b>
London, United Kingdom	0	0	12	<b>12</b>
Prague, Czech Republic	0	0	20	<b>20</b>
Co. Clare, Ireland	0	0	16	<b>16</b>
Medellin, Colombia	0	0	13	<b>13</b>
Rosarito, Mexico	0	0	8	<b>8</b>
Salzburg, Austria	0	0	6	<b>6</b>
<b>Totals</b>	<b>310</b>	<b>323</b>	<b>155</b>	<b>788</b>



# FY17 Solid Waste

EMERSON				
Summary				
	Single Stream	Cardboard	Compost	MSW
Jul-16	2.78	4.26	1.08	17.69
August	3.79	3.91	0.06	38.3
September	10.24	8.01	2.81	62.41
October	10.39	5.38	3.33	61.81
November	9.83	5.45	5.05	54.3
December	9.04	3.53	4.79	58.79
January	6.53	4.18	2.73	39.31
February	10.35	4.71	4.93	51.24
March	9.94	3.79	4.36	59.21
April	9.79	6.74	5.52	48.85
May	7.54	2.67	3.01	45.21
June	4.13	1.12	0.08	25.81
<b>Total</b>	<b>94.35</b>	<b>53.75</b>	<b>37.75</b>	<b>562.93</b>

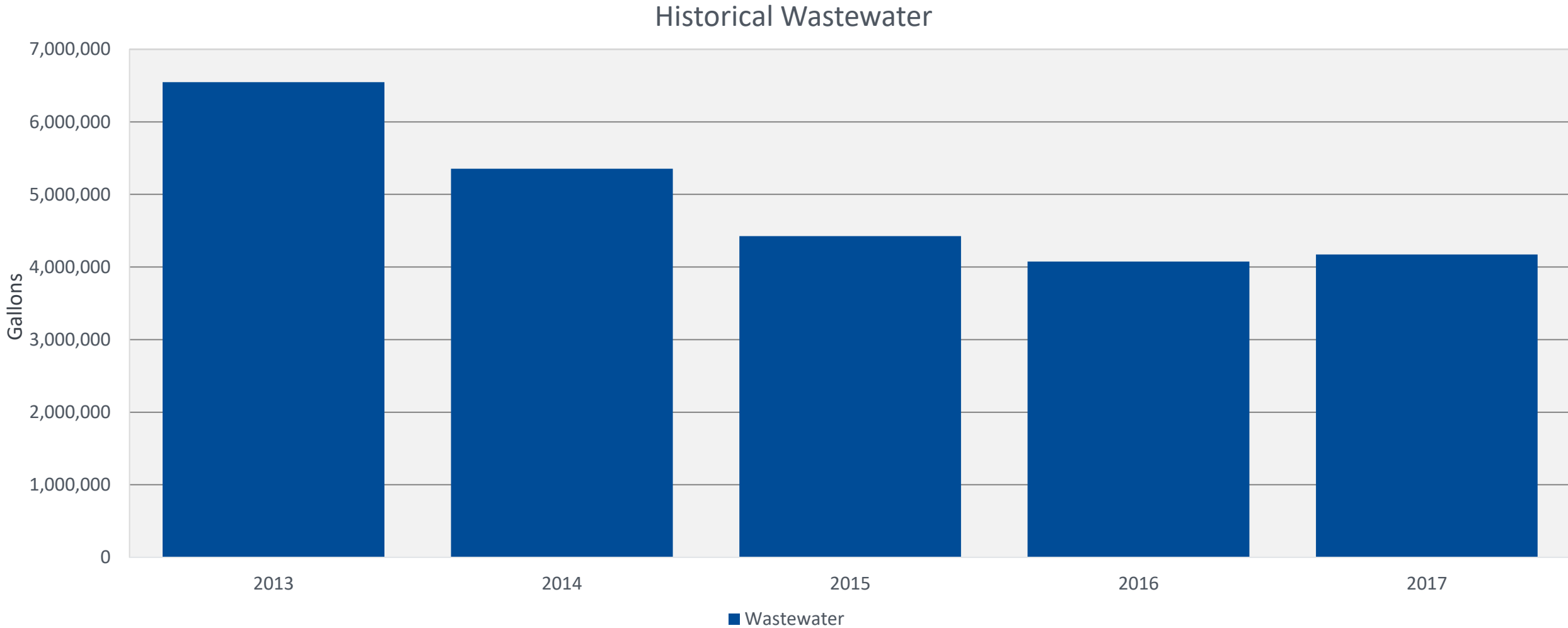


# FY17 Wastewater

EMERSON COLLEGE		ACCOUNT NUMBER: 111635000						
543 WASHINGTON ST								
BOSTON , MA 02111-1718								
Bill Date	Consumption	Water Charges	Sewer Charges	Other	Payments	Reversed Payments		
7/26/2017	24050	\$1,396.68	\$1,896.80	\$62.10	(\$2,043.30)	\$0.00		
6/23/2017	14750	\$840.27	\$1,138.86	\$64.17	(\$2,332.31)	\$0.00		
5/23/2017	16800	\$962.63	\$1,305.51	\$64.17	(\$9,343.81)	\$0.00		
4/26/2017	25650	\$1,490.89	\$2,024.92	\$5,828.00	(\$1,742.53)	\$0.00		
3/23/2017	12600	\$714.53	\$967.97	\$60.03	(\$2,473.29)	\$0.00		
2/24/2017	17800	\$1,022.32	\$1,386.80	\$64.17	(\$890.56)	\$0.00		
1/26/2017	6450	\$354.07	\$472.32	\$64.17	(\$2,374.78)	\$0.00		
12/27/2016	16050	\$909.82	\$1,198.72	\$266.24	(\$2,976.53)	\$0.00		
11/28/2016	21850	\$1,257.33	\$1,659.17	\$60.03	(\$12,236.76)	\$0.00		
10/27/2016	34150	\$1,983.54	\$2,619.99	\$7,633.23	(\$3,601.84)	\$0.00		
9/27/2016	26400	\$1,525.63	\$2,014.11	\$62.10	(\$4,699.78)	\$0.00		
8/23/2016	47650	\$2,794.78	\$3,693.21	\$66.24	\$0.00	\$0.00		
7/26/2016	35500	\$2,063.52	\$2,725.86	\$64.17	\$0.00	\$0.00		
6/23/2016					(\$21,771.00)	\$0.00		
5/24/2016					\$0.00	\$0.00		

FY16 Wastewater Consumption: 4.07M Gallons  
 FY17 Wastewater Consumption: 4.17M Gallons

# Historical Wastewater



# FY17 Paper

Account#	AccountName	ItemOrdered	ItemName	UOM	Category	QTY	Sales	Sustainable Info
C2409206	Emerson College	BLZ41200	PAPER,LTR,98BRT,WHITE,5000/CT	CT	Paper	117	\$ 5,913.83	FSC Certified
C2409206	Emerson College	BLZ44200	PAPER,LGL,98BRT,WE	CT	Paper	2	\$ 148.50	FSC Certified
C2409206	Emerson College	BLZ44200	PAPER,LGL,98BRT,WE	RM	Paper	2	\$ 28.18	FSC Certified
C2409206	Emers			CT	Paper	1	\$ 61.09	FSC Certified
C2409206	Emers			RM	Paper	1	\$ 17.85	FSC Certified
C2409206	Emers			CT	Paper	7	\$ 194.60	No Sustainable Info
C2409206	Emers			CT	Paper	1	\$ 34.90	Acid-Free. Elemental Chlorine-Free. Processed Chlorine-Free.
C2409206	Emers			RM	Paper	2	\$ 10.38	Contains 30% post-consumer recycled content, 30% total recycled content. FSC Certified, Acid Free, Chlorine Free
C2409206	Emers			RM	Paper	6	\$ 20.34	Acid-Free.
C2409206	Emers			RM	Paper	2	\$ 6.78	Acid-Free.
C2409206	Emers			RM	Paper	5	\$ 16.95	Acid-Free.
C2409206	Emerson College	CASMP2201GRP	PAPER,8.5X11,FIREWORX,GLDRD	RM	Paper	1	\$ 3.39	Acid-Free.
C2409206	Emerson College	CASMP2201Y	PAPER,XERO/DUP,20#LTR,IY	RM	Paper	2	\$ 6.78	Acid-Free.
C2409206	Emerson College	CASMP2201LV	PAPER,FRWX,8.5X11,20LB,LV	RM	Paper	2	\$ 23.30	Acid-Free.
C2409206	Emers			RM	Paper	1	\$ 3.39	Acid-Free.
C2409206	Emers						\$ 6.78	Acid-Free.
C2409206	Emers						\$ 23.30	30% Post & Total Recycled Content FSC Certified, Acid Free, Chlorine Free
C2409206	Emers						\$ 17.94	Acid-Free.
C2409206	Emers						\$ 11.65	No Sustainable Info
C2409206	Emers						\$ 21.28	30% Post & Total Recycled Content FSC Certified, Acid Free, Chlorine Free
C2409206	Emerson College	CASMP2241PK	PPR,FRWX,LTR,PK,24LB	RM	Paper	1	\$ 8.74	Acid-Free.
C2409206	Emerson College	CASMP2241TE	PAPER,FRWX,8.5X11,24,OE	RM	Paper	1	\$ 11.65	30% Post & Total Recycled Content FSC Certified, Acid Free, Chlorine Free
C2409206	Emerson College	EPSS041667	PAPER,PHOTO PAPER	PK	Paper	1	\$ 32.89	No Sustainable Info
C2409206	Emerson College	EPSS042182	PAPER,ULTPRM,GLOSSY,LTR,25/PK	PK	Paper	1	\$ 20.67	No Sustainable Info
C2409206	Emerson College	EPSS045033	PAPER,EXHBITN FIBR,8.5X11	EA	Paper	1	\$ 36.65	No Sustainable Info
C2409206	Emerson College	EPST5846	PRINT/PAPER KIT F/PM240/280	PK	Paper	4	\$ 174.82	No Sustainable Info
C2409206	Emerson College	FNCH38308004	PPR,8.5X11,80#CVR,BRTE,WHITE,250/PK	PK	Paper	1	\$ 8.97	No Sustainable Info
C2409206	Emerson College	HAM102640	PAPER,8.5X11,RECYCLE,AST	RM	Paper	1	\$ 15.42	Chlorinated Fluoro Carbon-Free. Elemental Chlorine-Free.
C2409206	Emerson College	HAM105023	PAPER,XERO,LDG,20#,COPY PLUS(162024)	CT	Paper	3	\$ 89.10	No Sustainable Info
C2409206	Emerson College	HAM120023	PAPER,COVER,COL COPY,80# 250/PK	PK	Paper	6	\$ 55.14	FSC Certified
C2409206	Emerson College	HAM122549	PAPER,COVER,CLR COPY 60#WHHT,250/PK	PK	Paper	1	\$ 6.44	FSC Certified
C2409206	Emerson College	HAM162008	PAPER,LTR,TIDAL,WE	CT	Paper	5	\$ 267.85	10% Post Consumer Recycled Content
C2409206	Emerson College	HAM162016	PAPER,XERO,LGL,20# TIDAL DP	CT	Paper	1	\$ 74.25	SFI Certified
C2409206	Emerson College	HAM86780	PAPER,8.5X11,RECYCLE,WHITE	CT	Paper	6	\$ 219.00	50% Total Recycled Content
C2409206	Emerson College	HEWC1860A	PAPER,BRT WHITE,24"ROLL	RL	Paper	3	\$ 52.41	Minimal amount of Pre-Consumer. Packaging is recyclable.
C2409206	Emerson College	JAM2165519000	WRAPPING PAPER,XMAS,25 SQ FT,BLUE SNOWFLAKES DESIGN,RL	RL	Paper	2	\$ 7.50	No Sustainable Info
C2409206	Emerson College	JAM7165513180	WRAPPING PAPER,XMAS,12.5 SQ FT,RED W/ WHITE DESIGNS,RL	RL	Paper	2	\$ 7.50	No Sustainable Info
C2409206	Emerson College	JAM807SAWH25	RIBBON,SATIN,7/8,25 YARDS,WHITE,RL	RL	Paper	1	\$ 11.75	No Sustainable Info

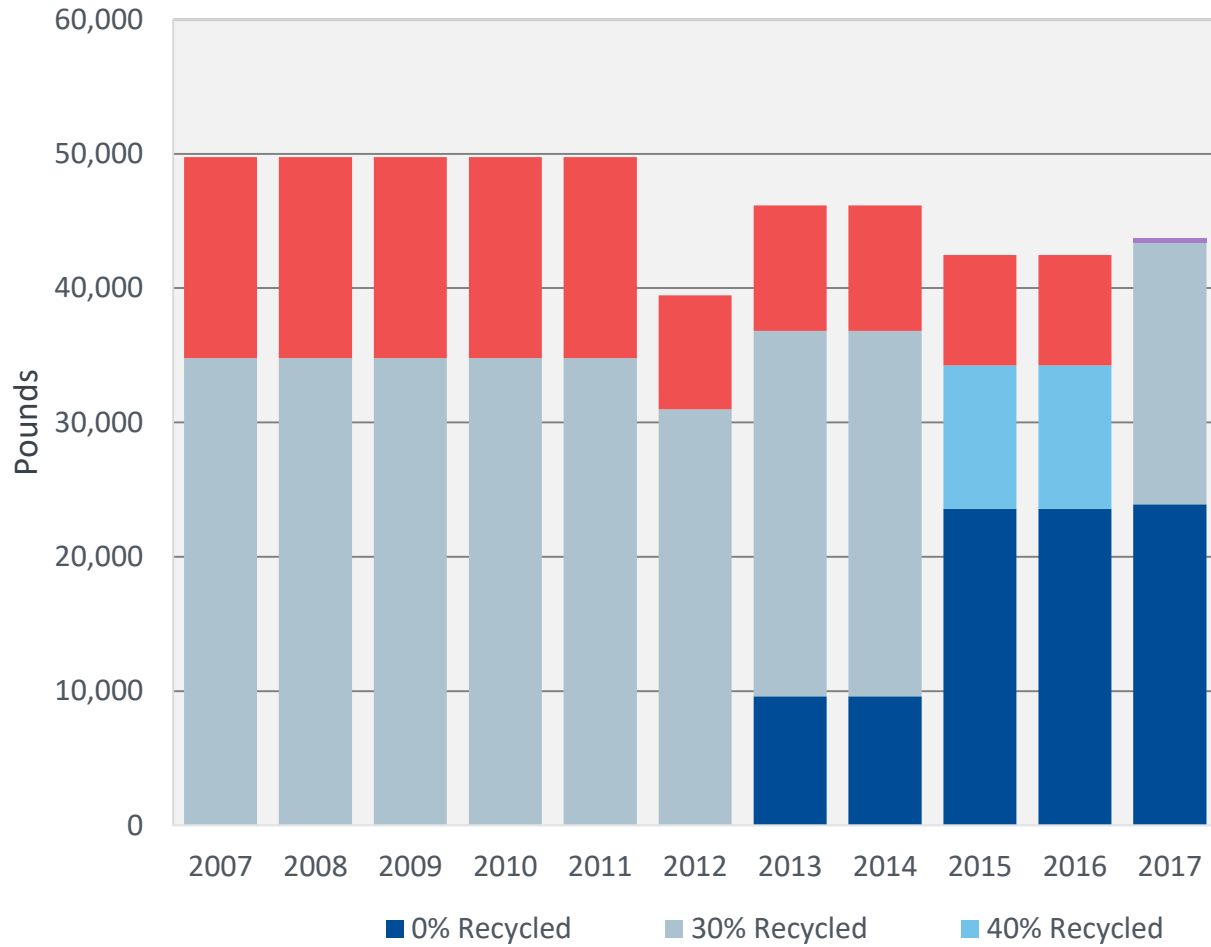
BX and PK counted as Cases  
EA counted as Sheets  
RL counted as Reams

What are the recycling breakdowns of the FSC/SFI Certified Paper?

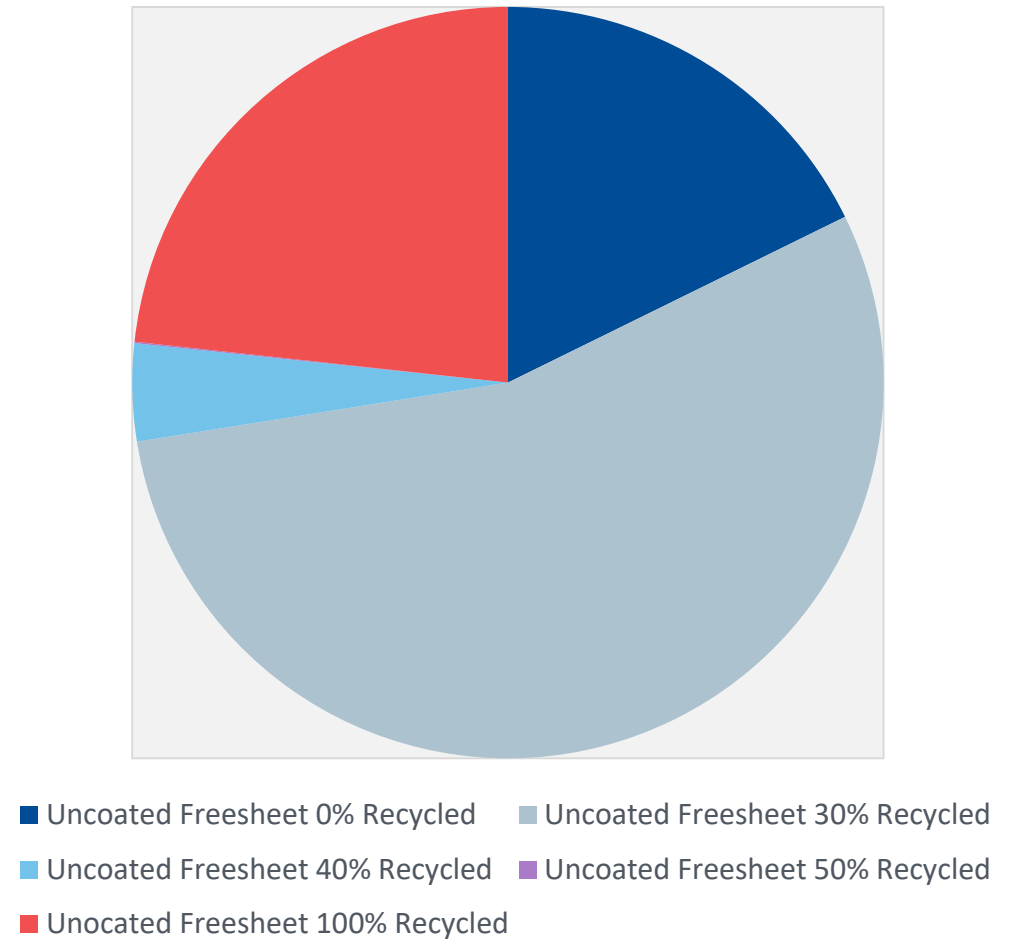


# Paper Recycling Usage Breakout

Historical Paper Consumption

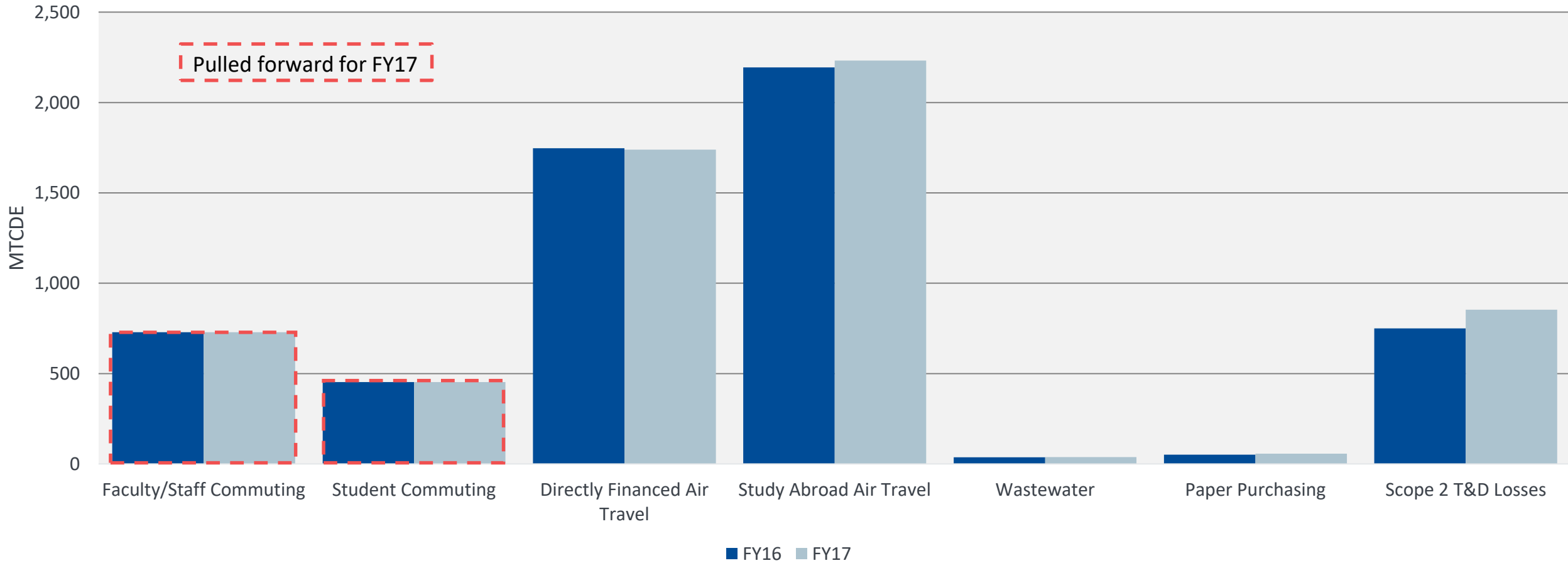


Historical Paper Consumption



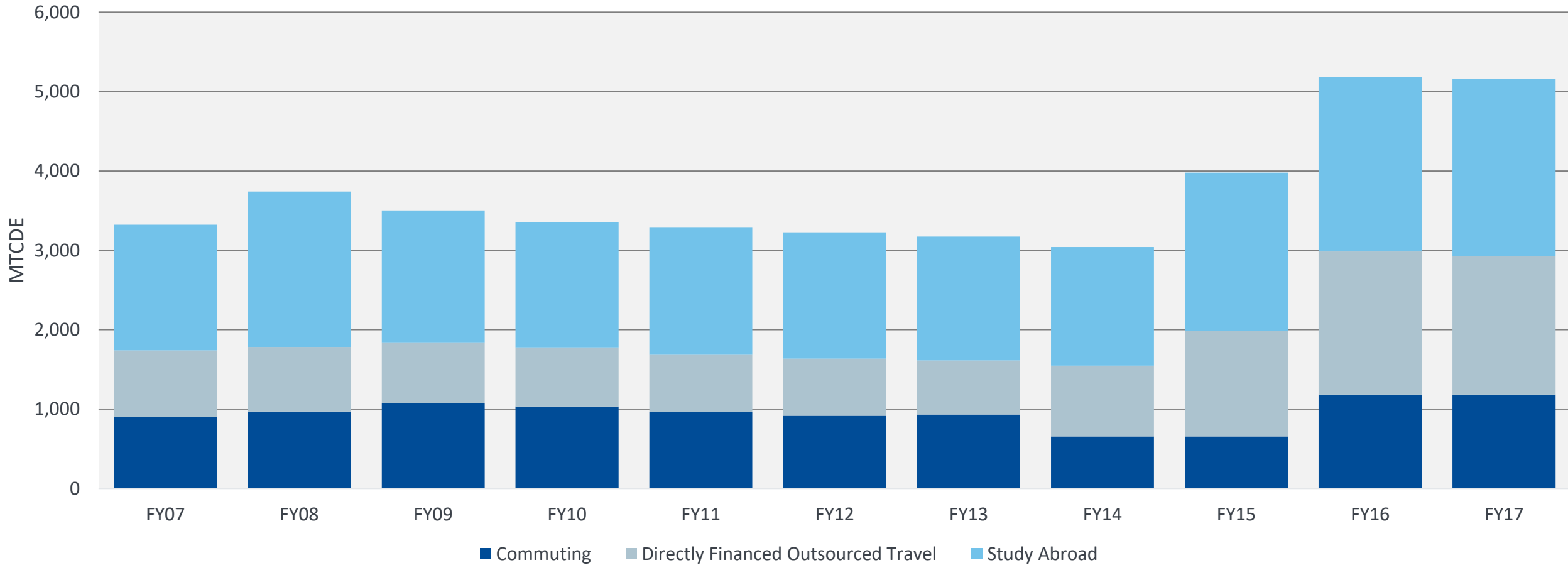
# Scope 3 by Source

MTCDE by Scope 3 Source



# Source 3 Trending Breakout

### Total Emissions Breakout by Source in MTCDE



# FY17 Offsets (RECs)

## FY16 RECs

**From:** Jay Phillips [[mailto:jay\\_phillips@emerson.edu](mailto:jay_phillips@emerson.edu)]  
**Sent:** Wednesday, March 25, 2015 7:54 AM  
**To:** Daniel Willman <[dwillman@sightlinesllc.com](mailto:dwillman@sightlinesllc.com)>  
**Cc:** Eric Van Vlandren <[eric\\_vanvlandren@emerson.edu](mailto:eric_vanvlandren@emerson.edu)>; Kristen Nicholas <[kristen\\_nicholas@emerson.edu](mailto:kristen_nicholas@emerson.edu)>; Duncan Pollock <[duncan\\_pollock@emerson.edu](mailto:duncan_pollock@emerson.edu)>; Jay Phillips <[jay\\_phillips@emerson.edu](mailto:jay_phillips@emerson.edu)>  
**Subject:** Renewable Certificates

Daniel,

We noticed that we were not purchasing 100% of our electricity consumption in renewable energy certificate offsets. Our annual aggregate kWh usage has been just a little over 21,000 mWh and we were buying 15,000 mWh/year. I negotiated an augmentation of REC purchase that brings our certificate purchases to 21,000 mWh/year for both FY14 and FY15. I will purchase 25,000 mWh for FY16, 17 and 18 in recognition of our growth in Boston.

Please adjust the GoGreen report to show 21,000 mWh of RECs purchased for FY14 and you can plug the same in for FY15 when we do that report.

I am attaching the revised certificate.

Thank you,

Jay

**Jay M. Phillips** | Associate Vice President for Facilities and Campus Services  
Emerson College | 120 Boylston Street | Boston MA 02116-4624 | T: 617-824-8103



# FY17 Offsets (Composting)

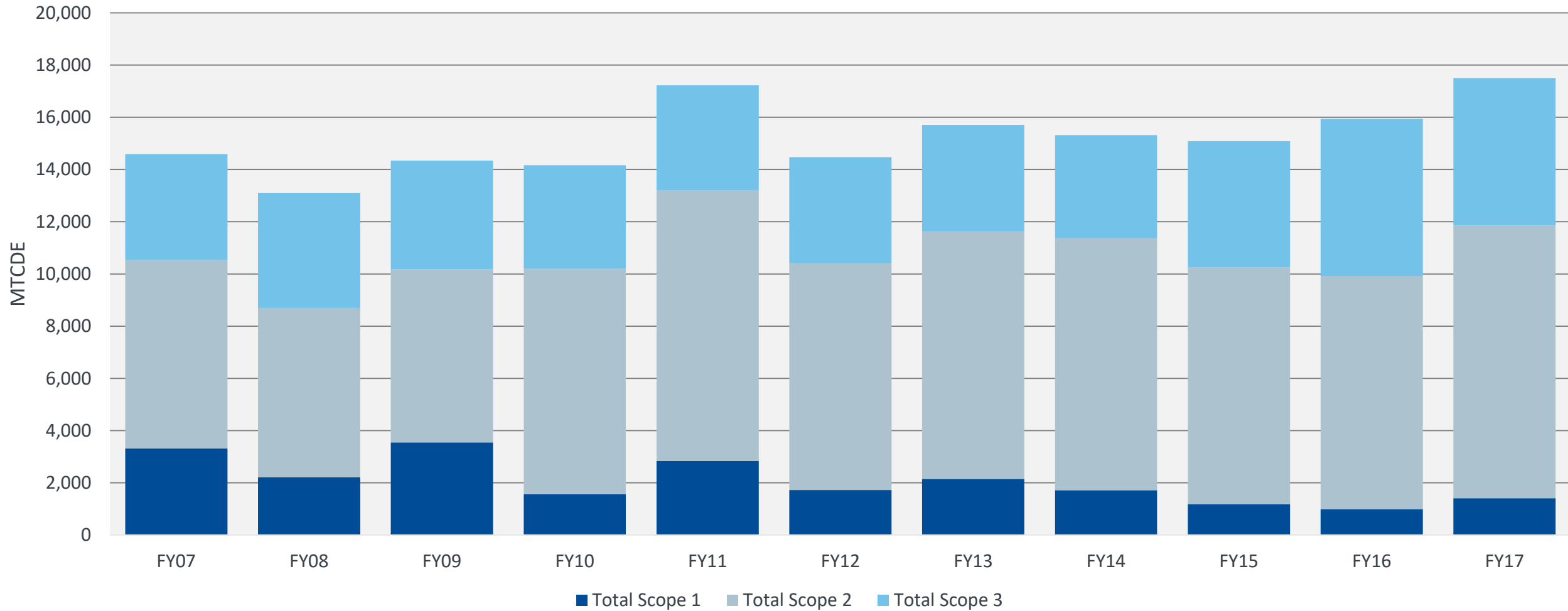
EMERSON				
Summary				
	Single Stream	Cardboard	Compost	MSW
Jul-16	2.78	4.26	1.08	17.69
August	3.79	3.91	0.06	38.3
September	10.24	8.01	2.81	62.41
October	10.39	5.38	3.33	61.81
November	9.83	5.45	5.05	54.3
December	9.04	3.53	4.79	58.79
January	6.53	4.18	2.73	39.31
February	10.35	4.71	4.93	51.24
March	9.94	3.79	4.36	59.21
April	9.79	6.74	5.52	48.85
May	7.54	2.67	3.01	45.21
June	4.13	1.12	0.08	25.81
<b>Total</b>	<b>94.35</b>	<b>53.75</b>	<b>37.75</b>	<b>562.93</b>

FY16 Composting = 43 tons

FY17 Composting = 38 tons

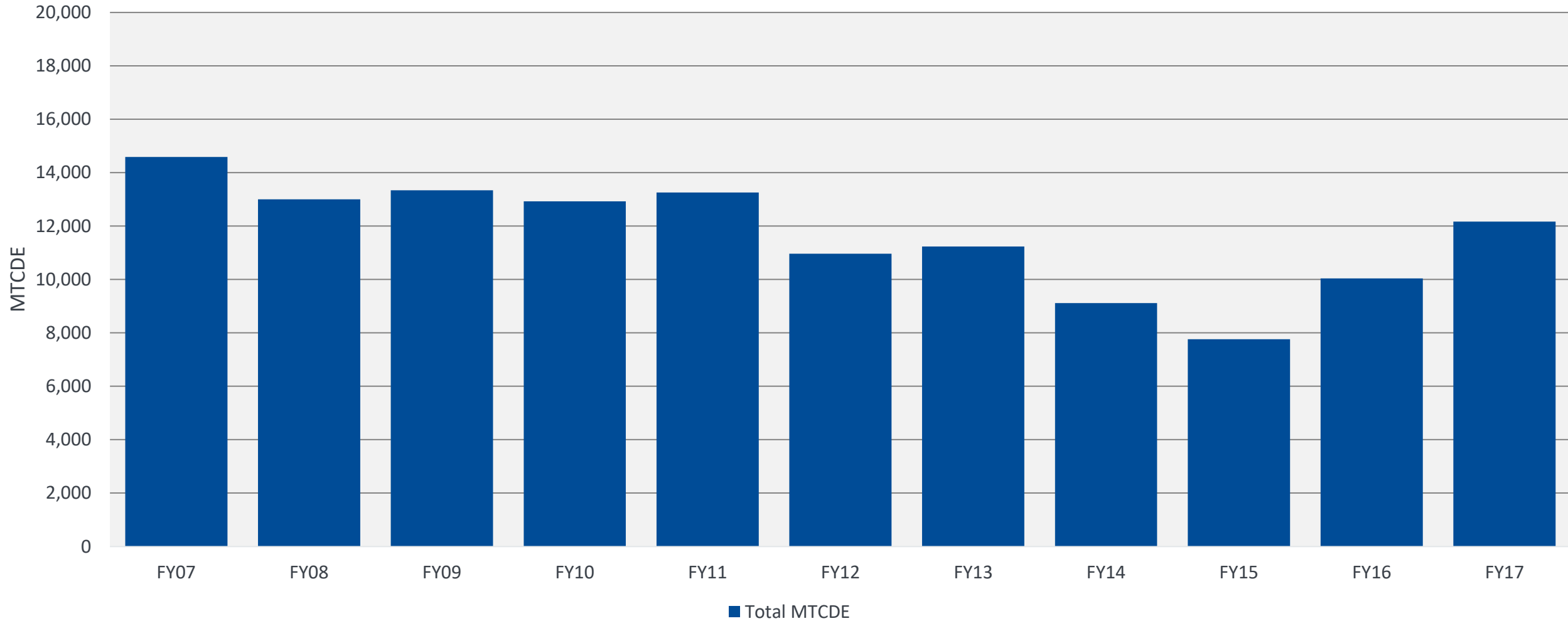
# Total MTCDE (Scopes 1, 2, 3)

Total Emissions in MTCDE



# Total MTCDE Minus RECs and Offsets

Total Emissions in MTCDE



# Peer Institutions

Sustainability Analysis Space Totaling: 1.2M GSF

## Regional Peer Group

Babson College  
Fitchburg State University  
Bentley University  
Hamilton College  
Siena College  
Hampshire College  
Westfield State University  
Champlain College  
Worcester State University

## Urban Peer Group

American University  
Gallaudet University  
Loyola University Maryland  
University of Denver  
University of San Diego  
Boston College  
The Catholic University of America  
George Mason University  
Virginia Commonwealth University

## Comparative Considerations

Size, technical complexity, region, geographic location, and setting are all factors included in the selection of peer institutions



