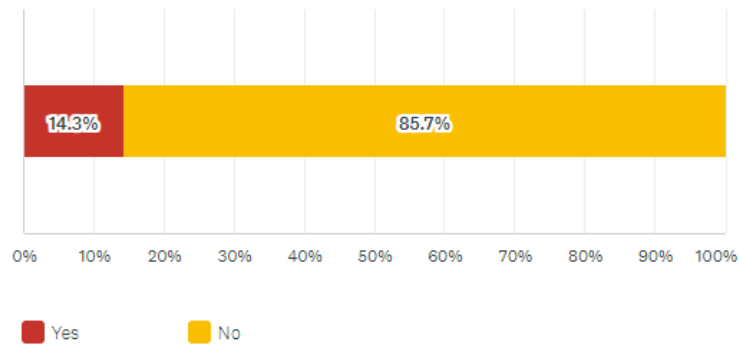


Environmental Sustainability Excerpt from the 2022 Central Community College Employee Engagement Survey.

Have you worked directly with the Environmental Sustainability Office in the past 12 months? (Provides support and helps facilitate discussion/ ideas to advance environmental sustainability projects, Sustainability Leadership Presentation Series (SLPS), oversees the Students 4 Sustainability club, Earth Month events, and the College’s Environmental Sustainability Action Plan (ESAP); and manage the recycling/ composting, electric usage output of CCC's vehicle charging stations, bike share, and campus pollinator gardens.)

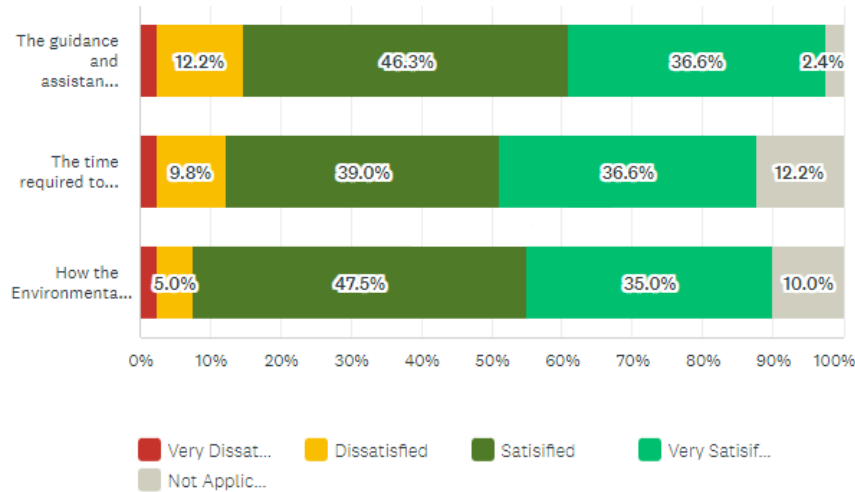
Answered: 273 Skipped: 10



ANSWER CHOICES	RESPONSES
Yes	14.3% 39
No	85.7% 234
TOTAL	273

Based on your experience with the Environmental Sustainability Office in the past 12 months, how satisfied are you with:

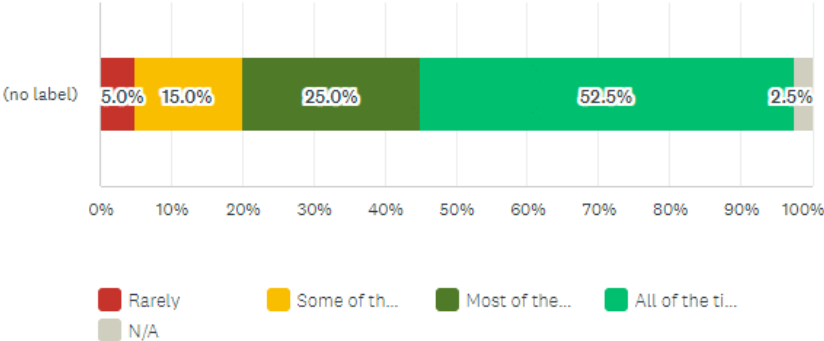
Answered: 41 Skipped: 242



	VERY DISSATISFIED	DISSATISFIED	SATISFIED	VERY SATISFIED	NOT APPLICABLE	TOTAL	WEIGHTED AVERAGE
▼ The guidance and assistance provided by the Environmental Sustainability Office?	2.4% 1	12.2% 5	46.3% 19	36.6% 15	2.4% 1	41	3.20
▼ The time required to complete your request or receive support from the Environmental Sustainability Office?	2.4% 1	9.8% 4	39.0% 16	36.6% 15	12.2% 5	41	3.25
▼ How the Environmental Sustainability Office keeps you informed of the status of your request/assistance?	2.5% 1	5.0% 2	47.5% 19	35.0% 14	10.0% 4	40	3.28

How often does the Environmental Sustainability Office successfully meet your needs and requirements?

Answered: 40 Skipped: 243



	RARELY	SOME OF THE TIME	MOST OF THE TIME	ALL OF THE TIME	N/A	TOTAL	WEIGHTED AVERAGE
(no label)	5.0% 2	15.0% 6	25.0% 10	52.5% 21	2.5% 1	40	3.28