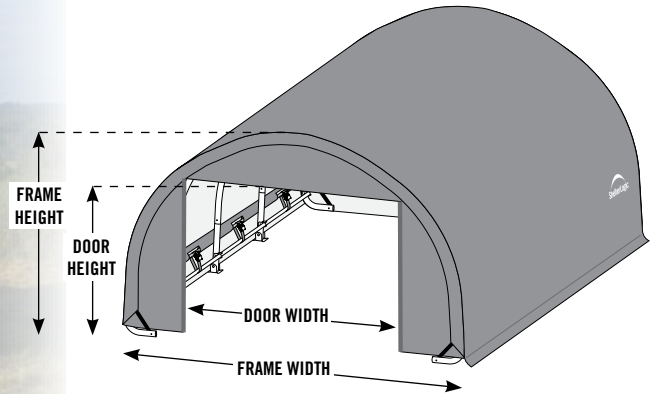
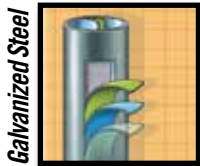




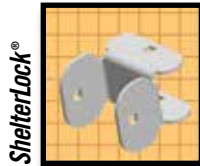
16' Wide ROUND



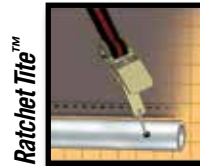
Representative image only. Building sizes vary.




We use galvanized ASTM A500 Grade B/C **USA manufactured carbon steel** for ultimate durability and superior strength. Certified ASTM A653/A653M for ultimate corrosion resistance.



Patented **ShelterLock® Stabilizers** at every purlin connection prevents racking and adds rock-solid strength and stability to frame.



Our **Ratchet Tite™ Tension System** for cover and end panels help square up the frame while keeping the cover smooth, tight, and neat-looking.



Advanced engineered, commercial grade **cover material** is UV treated inside, outside and in between with added fade blockers and anti-fungal agents. Made to stand up to the elements.

SIZE OPTIONS AND SPECS

Custom lengths available in 5' increments.
2 7/8" Pipe Diameter.
 EasyHook™ anchors (2 per rib)
 Double zippered front door panel
 Alternative anchors sold separately

*Wind and snow loads are given for reference only and assume a securely anchored frame according to local building codes and ordinances. These have been calculated using combined snow and wind provisions in accordance with the following codes:
 United States: IBC 2009 / ASCE 7-05
 Canada: NBCC 2015

These calculations are based on an unoccupied, fully enclosed building. Local building code requirements vary by location; conformance to local codes is the responsibility of the purchaser.

		16' X 8'	16' X 10'	16' X 12'	16' X 14'
	FRAME WIDTH	16'	16'-2"	16'-5"	16'-7"
	FRAME HEIGHT	8'	10'	12'	14'
	DOOR HEIGHT	4'-3"	6'-2"	8'-2"	10'-3"
	TOP DOOR WIDTH	12'	12'	12'	12'
	BOTTOM DOOR WIDTH	12'	12'	12'	12'
U.S.A.	WIND SPEED*	180 MPH	175 MPH	135 MPH	100 MPH
	GROUND SNOW LOAD*	120 PSF	95 PSF	85 PSF	70 PSF
CANADA	WIND PRESSURE*	1.79 kPa	1.18 kPa	0.82 kPa	0.61 kPa
	SNOW PRESSURE*	5.53 kPa	4.25 kPa	3.52 kPa	3.09 kPa

COVER OPTIONS†

COLOR WEIGHT
 * **Heavy Duty:** 14.5 oz. Gray, Green, Tan, White
 * **Ultra Duty:** 21.5 oz. Hunter Green, White



† All fabric weight calculations are in oz. per m².
 * Fire rated FR fabric CPAI 84 Section 6 and NFPA 701 compliant.

WARRANTY INFO

	Cover	Back panel/door	Frame
Heavy Duty	10 years Prorated	3 years Prorated	3 years Prorated
Ultra Duty	15 years Prorated	3 years Prorated	3 years Prorated