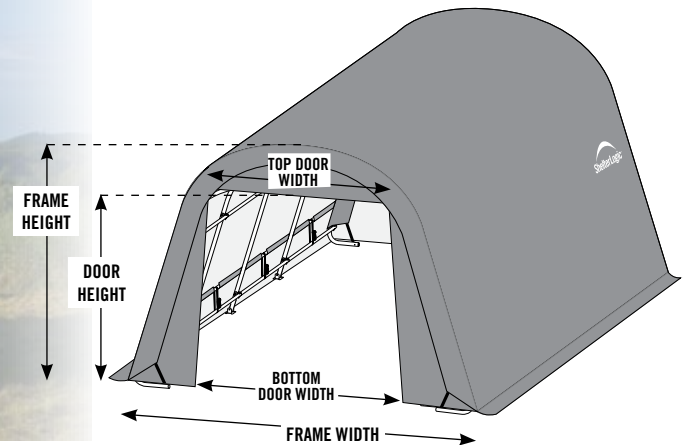
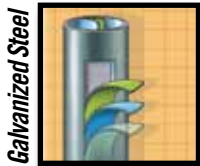




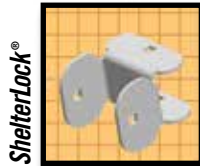
12' WIDE ROUND



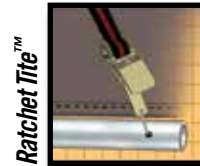
Representative image only. Building sizes vary.




We use galvanized ASTM A500 Grade B/C **USA manufactured carbon steel** for ultimate durability and superior strength. Certified ASTM A653/A653M for ultimate corrosion resistance.



Patented **ShelterLock® Stabilizers** at every purlin connection prevents racking and adds rock-solid strength and stability to frame.



Our **Ratchet Tite™ Tension System** for cover and end panels help square up the frame while keeping the cover smooth, tight, and neat-looking.



Advanced engineered, commercial grade **cover material** is UV treated inside, outside and in between with added fade blockers and anti-fungal agents. Made to stand up to the elements.

SIZE OPTIONS AND SPECS

Custom lengths available in 5' increments.

1 5/8" Pipe Diameter.

EasyHook™ anchors (2 per rib)
Double zippered front door panel
Alternative anchors sold separately

*Wind and snow loads are given for reference only and assume a securely anchored frame according to local building codes and ordinances. These have been calculated using combined snow and wind provisions in accordance with the following codes:
United States: IBC 2009 / ASCE 7-05
Canada: NBCC 2015

These calculations are based on an unoccupied, fully enclosed building. Local building code requirements vary by location; conformance to local codes is the responsibility of the purchaser.

		12' X 8'	12' X 10'
	FRAME WIDTH	12'-3"	13'-6"
	FRAME HEIGHT	8'	10'
	DOOR HEIGHT	6'-9"	8'-8"
	TOP DOOR WIDTH	5'-6"	5'-6"
	BOTTOM DOOR WIDTH	9'-10"	10'-10"
U.S.A.	WIND SPEED*	105 MPH	85 MPH
	GROUND SNOW LOAD*	55 PSF	50 PSF
CANADA	WIND PRESSURE*	0.52 kPa	0.38 kPa
	SNOW PRESSURE*	2.21 kPa	1.94 kPa

COVER OPTIONS†

COLOR WEIGHT
* **Heavy Duty:** 14.5 oz. Gray, Green, Tan, White
* **Ultra Duty:** 21.5 oz. Hunter Green, White



† All fabric weight calculations are in oz. per m².
* Fire rated FR fabric CPAI 84 Section 6 and NFPA 701 compliant.

WARRANTY INFO

	Cover	Back panel/door	Frame
Heavy Duty	10 years Prorated	3 years Prorated	3 years Prorated
Ultra Duty	15 years Prorated	3 years Prorated	3 years Prorated