

NO SPECIAL  
TOOLS REQUIRED



# ARDEX EG 8 PLUS

Epoxide Tile Grout and Adhesive



Epoxide grout with the ease of application associated with cement-based grouts

# ARDEX EG 8 PLUS

Epoxide Tile Grout and Adhesive

Combining the chemical resistance of an epoxy-based grout with the ease of application associated with cement-based grouts



## ARDEX ST Neutral Cure Elastic Silicone Sealant

ARDEX ST is available in Transparent and 13 colours. Easy to apply with excellent adhesive properties, ARDEX ST is also suitable for use with moisture sensitive natural stone.



ARDEX UK Limited  
Tel: 01440 714939

@ARDEXUKTiling  
Email: info@ardex.co.uk

ARDEX UK  
ARDEX online: [www.ardex.co.uk](http://www.ardex.co.uk)

**ARDEX EG 8 PLUS is an epoxide tile grout and adhesive with excellent resistance to most chemicals but, unlike traditional epoxy grouts, it is easy to apply, requires no special tools, and can be cleaned off the tile surface up to 60 minutes after application.**

ARDEX EG 8 PLUS has been formulated to resist chemical attack and to provide a durable, abrasion resistant waterproof finish that is hygienic and impervious, making it ideal for use in:

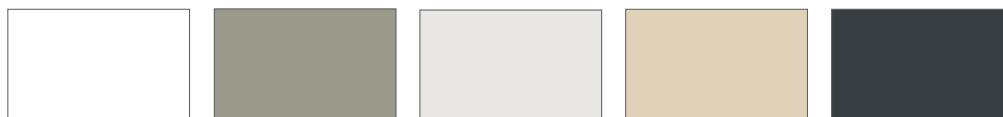
- **Swimming pools**
- **Hydrotherapy and spa baths**
- **Domestic and commercial food preparation areas where chemical resistance and hygienic joints are required**
- **Hospitals**
- **Bathrooms & showers**



Once hardened, ARDEX EG 8 PLUS can withstand full loads after 2 days curing, and after 7 days is resistant to aqueous salt solutions, chlorine water, commercial cleaning agents, alkalis and a wide range of dilute mineral acids.

ARDEX EG 8 PLUS can also be used as a floor tile adhesive or a mosaic wall tile adhesive in areas where a chemically resistant adhesive bed is required.

### Colours Available



White                      Grey                      Silver Grey                      Bahama Beige                      Anthracite

Due to the print process all colours are approximate. Grout colours may vary when dry, depending on the type of tile installed, substrate and installation conditions.

# ARDEX EG 8 PLUS

Epoxide Tile Grout and Adhesive

EASY APPLICATION



- Colours available: White, Grey, Silver Grey, Bahama Beige, Anthracite
- Joint width: 1-6mm
- Workable: 60 minutes
- External use: Yes
- Pack size: 4kg
- Coverage: Refer to datasheet
- Underfloor heating: Yes
- Storage: 12 months in original unopened containers




### Mixing

Thoroughly mix the hardener component into the paste component until a uniform mortar is produced. The use of a propeller type stirrer in a slow speed drill is recommended. Some of the mixed components should be reintroduced back into the hardener container to disperse any hardener remaining in the container, and ensure product consistency.

### Application



Tools required



Apply ARDEX EG 8 PLUS with a standard squeegee




Remove excess ARDEX EG 8 PLUS from the surface



Wash any residue off the face of the tiles when slightly hardened in the joints, and up to 60 minutes after application



Clean down the tile surface to remove emulsified residues



Finished application