



VExpress ACFE Online Training 2021

Live Video 3 Day Course Overview
Course reference code OXOCWCE300

Instructor led training:

Key objectives for this course include the ability to:



- Identify the Hardware and Software components of Alcatel OXO Connect.
- Setup, install & initialize an ALE OXO Connect system.
- Exporting & importing information.
- Identify the capabilities of the Alcatel OXO Connect product suite.
- Understand & Configure Extensions & Groups.
- Understand & Configure time ranges & attendant groups.
- Configure numbering plans, incoming call handling & outgoing call route (ARS).
- Programming Automated Attendant, Information messages & pre-announcements.
- Understand & install the software available for the OXO Connect suite.
- Accessing the ALE OXO Connect remotely. (Cloud Connect)
- Understanding and connecting Rainbow.

Training Period:

3 Days

Students Materials:

OXO Connect PowerCPU EE system

- 2x Digital Handsets & 1x IP handset
- 2-3 LAN cables
- 2x RJ45 - RJ12 cables
- PoE switch or power supply for IP handset

OR

OXO Connect Evolution

- 3x IP handsets
- 5-6 LAN cables
- PoE switch or power supply for IP handsets & Evolution

Internet access:

Please refer to the course lab setup requirements Page 2

Course Delivery - Online Live Video:

3 Days

Student PC:

Windows 8 or above

Minimum 8 GB memory

80 GB hard disk space

64-bit x86 Intel Core 2 Duo Processor or equivalent. Google

Chrome Web Browser



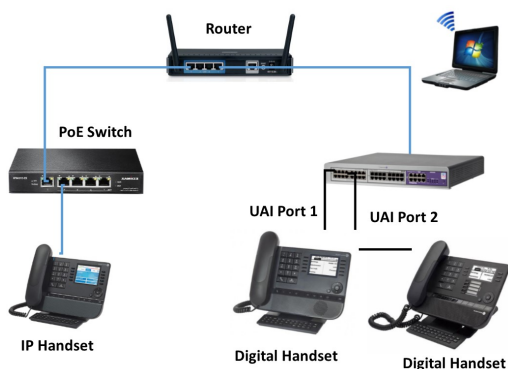
VExpress ACFE Online Training 2021

Live Video 3 Day Course lab set up

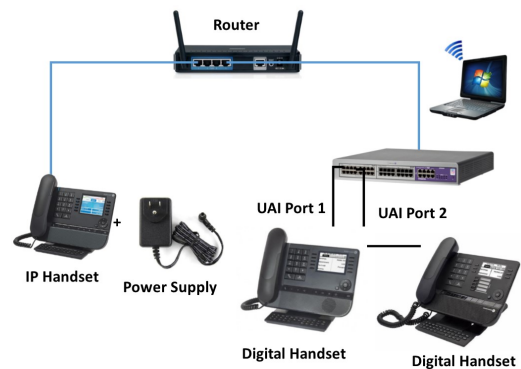
Course lab set up:

Any one of the following (4) setups is required to complete the course:

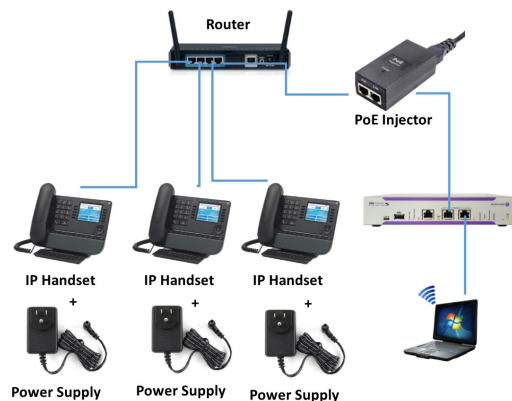
Set up - Option 1



Set up - Option 2



Set up - Option 3



Set up - Option 4

