



- 1) CUT ALONG THE BLACK DOTTED LINE
- 2) FOLD ALONG THE GREEN DOTTED LINE
- 3) GLUE BOTH SIDES TOGETHER
- 4) PUNCH HOLES IN THE MARKED SPACES
- 5) THREAD BUNTING ALONG RIBBON AND HANG




WorldHorseWelfare

- 1) CUT ALONG THE BLACK DOTTED LINE
- 2) FOLD ALONG THE GREEN DOTTED LINE
- 3) GLUE BOTH SIDES TOGETHER
- 4) PUNCH HOLES IN THE MARKED SPACES
- 5) THREAD BUNTING ALONG RIBBON AND HANG



- 1) CUT ALONG THE BLACK DOTTED LINE
- 2) FOLD ALONG THE GREEN DOTTED LINE
- 3) GLUE BOTH SIDES TOGETHER
- 4) PUNCH HOLES IN THE MARKED SPACES
- 5) THREAD BUNTING ALONG RIBBON AND HANG



WorldHorseWelfare



WorldHorseWelfare

- 1) CUT ALONG THE BLACK DOTTED LINE
- 2) FOLD ALONG THE GREEN DOTTED LINE
- 3) GLUE BOTH SIDES TOGETHER
- 4) PUNCH HOLES IN THE MARKED SPACES
- 5) THREAD BUNTING ALONG RIBBON AND HANG

