

## Yakima Sportsman State Park

is situated in scenic central Washington, among a living, working wetland. The 247-acre park is an irrigated desert with various sized ponds, and native and domestic deciduous trees on the floodplain of the Yakima River.

Five miles of trails guide visitors into a natural wildlife area with abundant wildlife and birds. Visitors may hike the levy-trail along the east bank of the Yakima River, to the river loop trails and island trails (4.5 miles) accessed by a footbridge that is popular for fishing. A paved, 400-foot wetland interpretive trail, accessible to those with disabilities, leads visitors to a pier that extends into the wetlands where young and old can learn about wetland eco-systems, flora, birds and wildlife.

From the interpretive trail, visitors may connect with the youth fishing pond loop trail and enjoy views of lilies, iris, beavers, muskrats, fish, turtles, frogs and more. Cool Lake, a youth fishing pond, is stocked with trout for youth ages 14 and younger. Fishing is available for adults along the Yakima River shoreline, which includes trout, bass, catfish and spring Chinook salmon fishing.

**The Discover Pass** is required for day visits to state parks and access to other state-managed recreation lands. The pass provides access to millions of acres of parks, wildlife areas, trails, natural areas and water-access sites. The annual pass is transferable between two vehicles.

- Annual pass: \$30 • One-day pass: \$10 (transaction and dealer fees may apply)


The Discover Pass can be purchased online, by phone or in person. For details, visit [www.discoverpass.wa.gov](http://www.discoverpass.wa.gov) or call (866) 320-9933.

**Thank you for supporting Washington state recreation lands.**



### Things to remember

- **Park hours** – 6:30 a.m. to dusk, (but campers may enter until 10 p.m.).
- **Winter schedule** – 8 a.m. to dusk. The park is open year round with reduced services during the winter. For a winter schedule and information about seasonal closures, visit [www.parks.state.wa.us](http://www.parks.state.wa.us) or call the information center at (360) 902-8844.
- Wildlife, plants and all park buildings, signs, tables and other structures are protected; removal or damage of any kind is prohibited. Hunting, feeding of wildlife and gathering firewood on state park property is prohibited.
- One camping party is allowed per site. Maximum of eight people per campsite.
- The park allows a maximum of two tents or one RV and one tent at campsites. This policy is strictly enforced.
- Campsites may not be held for other parties.
- Camping check-in time is 2:30 p.m., and check-out time is 1 p.m.
- Extra vehicle overnight - Campsite fees include parking for one vehicle at the site. There is a \$10 per night fee to park a second vehicle at the campsite (unless it is towed by an RV). Extra vehicles must be parked in designated campsites or extra vehicle parking spaces.



### Yakima Sportsman State Park

Yakima Sportsman State Park  
904 University Parkway  
Yakima, WA 98901  
(509) 575-2774

**State Parks information:**  
(360) 902-8844

**Reservations:** Online at [www.parks.state.wa.us](http://www.parks.state.wa.us) or call (888) CAMPOUT or (888) 226-7688

**Other state parks located in the general area:** Fort Simcoe, Ginkgo-Wanapum and Olmstead Place

### Connect with us on social media

twitter [www.twitter.com/WASatePks](http://www.twitter.com/WASatePks)

facebook [www.facebook.com/WashingtonStateParks](http://www.facebook.com/WashingtonStateParks)

YouTube [www.youtube.com/WashingtonStateParks](http://www.youtube.com/WashingtonStateParks)

Share your stories and photos: [AdventureAwaits.com](http://AdventureAwaits.com)



If you would like to support Washington State Parks even more, please consider making a donation when renewing your license plate tabs. You also may place a check in a donation box when you visit state parks. Donations are a significant part of the State Parks budget and are needed to keep your parks open and operating. For more information, visit [www.parks.state.wa.us/donations](http://www.parks.state.wa.us/donations)

### Washington State Parks and Recreation Commission

P.O. Box 42650  
Olympia, WA 98504-2650  
(360) 902-8500  
[www.parks.wa.gov](http://www.parks.wa.gov)



#### Commission members:

Ken Bounds      Mark O. Brown  
Patricia T. Lantz      Steve S. Milner  
Douglas Peters      Rodger Schmitt  
Lucinda S. Whaley  
Agency director: Don Hoch

*All Washington state parks are developed and maintained for the enjoyment of all people.*

To request this brochure in an alternative format, please call (360) 902-8844 or the Washington Telecommunications Relay Service at (800) 833-6388. P&R 45-77000-01 (05/17)



## Washington State Parks

# YAKIMA SPORTSMAN State Park



EMBRACE YOUR NATURE

[www.parks.state.wa.us](http://www.parks.state.wa.us)

## Overnight accommodations

The park offers reservable overnight camping. There are 33 standard campsites and 37 utility campsites that accommodate RVs up to 60 feet long with 15, 30 and 50 amp electrical service, water and sewer. RV utility sites numbered 1 through 16 are pull-through sites, and sites 17 through 36 are back-in sites. Two campsites (utility site HC and standard site 52) are accessible to people with disabilities and feature concrete patios and fire pits.

Reservations for campsites may be made online at [www.parks.state.wa.us](http://www.parks.state.wa.us) or by calling (888) CAMPOUT or (888) 226-7688.

## Park history

Yakima Sportsman State Park is located within the traditional territory of the Yakama Nation. Historically, Yakama peoples had winter villages located along the Yakima River, which were used for fishing, hunting and gathering.

In the early 1940s, the Yakima Valley Sportsmen's Association began an effort to preserve and develop a public park for local citizens. Ultimately, land was acquired by Yakima County and then deeded to

the Washington State Parks and Recreation Commission in 1945. The park was named Yakima Sportsman's State Park in 1950 and later shortened to its current name.

In the late 1940s, the Army Corps of Engineers built a system of dikes for flood control purposes within the park that are now also used as trails.


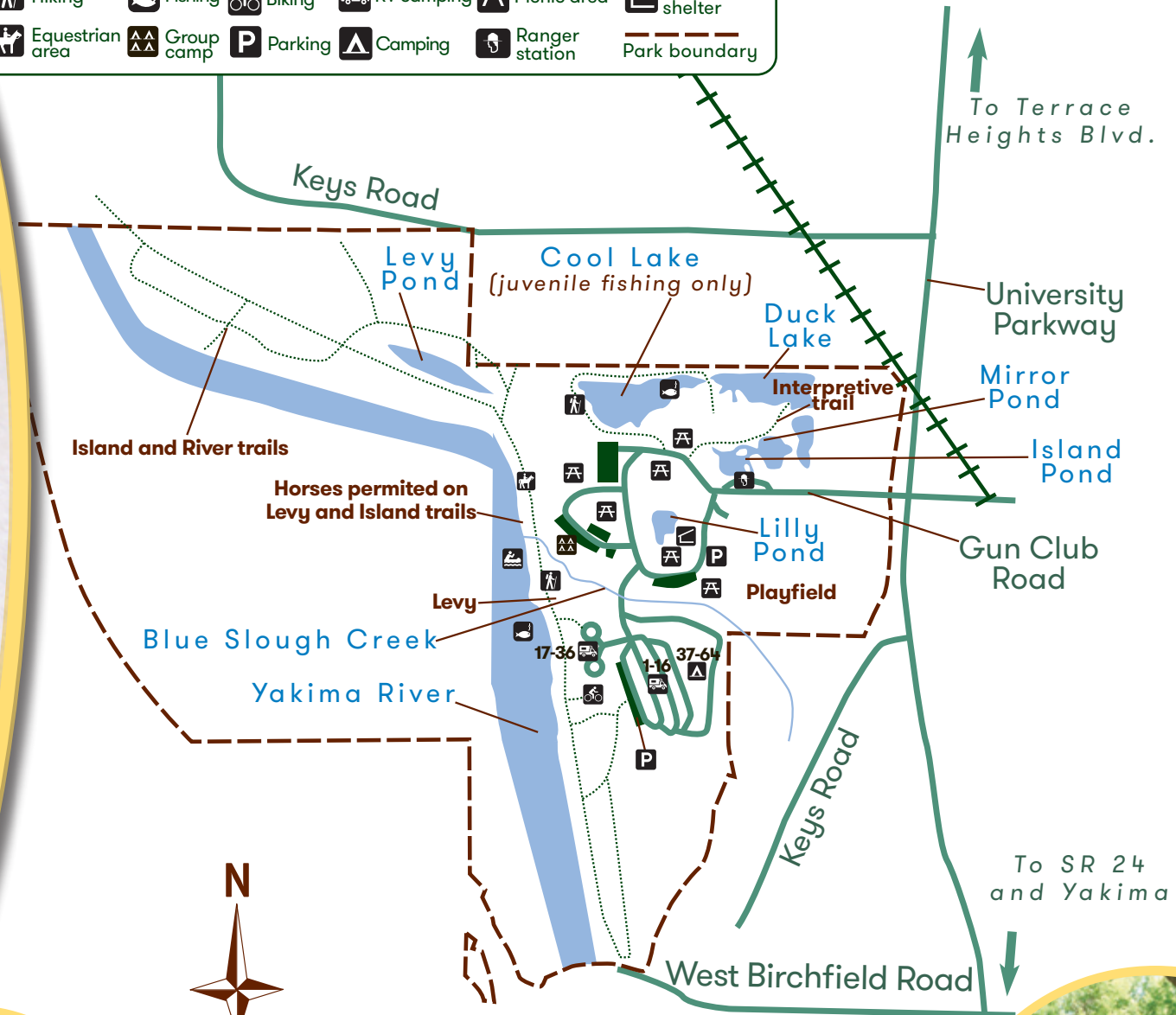
## Park amenities and facilities

Yakima Sportsman State Park offers several amenities and facilities to make your visit more enjoyable, including:

- A group day-use kitchen shelter with electricity and 120 unsheltered picnic tables accommodating 200 guests. Reservation may be made by calling (888) CAMPOUT or (888) 226-7688.
- Juan A. Alvarez Outdoor Living Classroom with 400 feet of interpretive trail.
- 5 miles of hiking, biking and equestrian trails.
- Youth fishing pond for children 14 years old and younger.
- Two restrooms and six showers (all accessible to people with disabilities).
- Trail dump station.
- Sand volleyball court.
- Grass volleyball court.
- Horseshoe pits.
- Children's playground equipment.
- Self-guided interpretive kiosk.

# WELCOME TO YAKIMA SPORTSMAN

Hiking	Fishing	Biking	RV camping	Picnic area	Kitchen shelter
Equestrian area	Group camp	Parking	Camping	Ranger station	Park boundary



0 250 500 1,000 Feet

0 0.25 0.5 Miles

