



PRODUCT BROCHURE

Your Guide to Decorating with Blinds



OUR STORY


Welcome to our sophisticated world of window dressing.

Blind Designs has the most comprehensive range of blinds in South Africa, and has been distributing stylish designs and quality blinds for over 40 years.

Proudly designed and assembled in South Africa and distributed throughout Southern Africa. These window dressings adorn windows that overlook one of the most naturally beautiful regions in the world.

Protecting this region is also important to us, and we merge beautiful designs with sustainable practice by ensuring that 80% of all material waste created in the manufacture of your blind is recycled. **Blind Designs** also donates a percentage of all profits to community projects.


We invite you to page through and explore our broad range of **Blind Designs** products, and see how we can reflect your style.



2 YEAR WARRANTY BLIND DESIGNS

Blind Designs Blinds are of the highest quality. We back that belief with a comprehensive two-year warranty. Should you encounter any unexpected problems with your Blind Designs product, we'll take care of the repairs and, if necessary, find replacement parts.

KEY TO SYMBOLS



220V Motorisation

This product is available to be motorised by a motor plugged into 220V mains power.



Control via remote control.



Control via smart phone.



Battery Motorisation

This product is available to be motorised by a motor powered by a rechargeable battery.



Valances

This product can be complimented by a valance.

Half Round Valance



Face fix with returns



Face fix with returns



Reveal fix

Linear Valance



Face fix with returns



Face fix with returns



Face fix with returns



Reveal fix



End cap and joiner colours

PRODUCT FAMILY SHOWCASE

Scan the QR code below to visit the web page for the following Blind Designs' Product Families



Element Blinds are a simple range of easy to use stylish window coverings.



The Style collection is a sophisticated range of modern and innovative products.



The Designer Fabric Collection is a vibrant collection of texture, patterns and colours.



The Outdoor Blind is the modern alternative for enclosing your patio.



SheerWeave interior sun control fabrics provide the perfect balance of light, comfort and beauty.



Natural light can be mastered by using Somfy motors with blinds & curtains.



Blind Designs has a selection of window coverings designed to enhance the work or hospitality environment.



A showcase of Blind Designs Blinds featured in SA Home Owner Magazine.

REFLECT YOUR STYLE

MOOD BOARD SHOWCASE

Scan the QR code below to visit the web page for the following Blind Designs' Mood Boards to enjoy a visual journey to you reflect your style!



NAMIB
Design Style: Modern Rustic



A modern African palette featuring colours and textures inspired by the majestic vistas of the Namib Desert.



SPICE
Design Style: Bohemian



The Bohemian palette is a celebration of both the new and the old. The eclectic collection of colour and texture is a fantastic base from which to express your personal style.



REFLECTION
Design Style: Modern



A refreshingly crisp and simple palette that will brighten and distinguish any interior space.



THUNDERSTORM
Design Style: Contemporary



A dramatic and deep palette inspired by the colours and depth of an African Thunderstorm.

ROLLER BLINDS

The Roller Blind is simple, stylish and easy to operate. The blind can be rolled up or down to achieve the required level of shading. A wide range of fabrics and textures ensures a match for any décor, whether it is one of our urban designs for your living room or a blackout fabric for the bedroom.



SCREEN ROLLER BLINDS - Roller Blinds



Screen Roller Blinds are as beautiful as they are practical. The woven fabrics allow a view to the outside while effectively controlling heat and glare. Make your choice from a wide variety of ranges that vary in how they are woven and how open they are, to provide the correct degree of glare and heat control.

- Max Width:** 4000mm (dependant on fabric widths)
- Max Length:** 5000mm (fabric and weight limitations may apply)
- Privacy:** Day: Views & privacy | Night: No privacy
- Light Control:** Diffused light, select from various fabrics and fabric openness' to allow for the correct light control.
- Operation:** Plastic or steel chain mechanism | Crank handle control | 220V Motor | Battery Motor
- Cleaning:** Fabric can be dusted and wiped with a damp cloth.
- Suitable for:** Areas where sun and glare control is required while maintaining views.
- Avoid:** Very narrow long windows. Areas that require night time privacy.

REFLECT YOUR STYLE



BLOCKOUT ROLLER BLINDS

- Roller Blinds



A Blockout Roller Blind is perfect for any area where you require full light or privacy control. Available in a wide range of colours and textures, the roller hardware is also available in a choice of 4 colours. The Blockout Roller Blind features durable practicality with decorative style.

- Max Width:** 4000mm (dependant on fabric widths)
- Max Length:** 5000mm (fabric and weight limitations may apply)
- Privacy:** Full privacy when down.
- Light Control:** Full light blackout
- Operation:** Plastic or steel chain mechanism | Crank handle control | 220V Motor | Battery Motor
- Cleaning:** Dependant on fabric, refer to specific fabric cleaning instructions.
- Suitable for:** Areas where full light blackout or privacy is required The Roller blind is a practical hard working product suitable for decorative and hardworking windows.
- Avoid:** Very narrow long windows. Areas where you require views or natural daylight.

LIGHT FILTER ROLLER BLINDS

- Roller Blinds



A Light Filtering Roller Blind features a fabric that provides privacy while still allowing you to harness your natural light for a room. The Light Filtering Blind is a great way to add texture to a room as the combination of the weave accentuated by the light adds depth to your décor.

- Max Width:** 4000mm (dependant on fabric widths)
- Max Length:** 5000mm (fabric and weight limitations may apply)
- Privacy:** Day and night privacy (you may be able to see shadows at night)
- Light Control:** Diffused light.
- Operation:** Plastic or steel chain mechanism | Crank Handle control | 220V Motor | Battery Motor
- Cleaning:** Dependant on fabric, refer to specific fabric cleaning instructions.
- Suitable for:** Areas where privacy is required but you still want to harness natural light.
- Avoid:** Very narrow long windows. Areas that require full light blackout or views.



VENETIAN BLINDS

Venetian Blinds are characterised by their horizontal slats that can be tilted to adjust privacy and light. Venetians Blinds are available in wood, wood alloy, aluminium or as an aluminium slat with wood trimmings. A Venetian blind can also be lifted completely if required.



WOOD VENETIAN BLINDS - Venetian Blinds



The Wood Venetian Blind is a premium blind solution that is versatile and perfect for creating a modern, uncluttered look in your home. Whether you choose to tilt the slat and control your light or lift it completely to appreciate your view, the blind is bound to complement your décor.

- Max Width:** 2440mm
- Max Length:** 3400mm (slight loss of privacy on blinds longer than 2600mm)
- Privacy:** Adjustable by tilting the slat. Allows for views and full privacy.
- Light Control:** Adjustable by tilting the slat | Diffused light
- Operation:** Tilt and lift Cord | 220V Motor tilt and lift | Battery Motor tilt with lift cord.
- Cleaning:** Can be dusted and wiped with a damp cloth
- Suitable for:** Windows where a mixture of privacy, sun control and views are required. The timber slat adds a natural warmth to an environment.
- Avoid:** Windows where the blind is lifted more than it is tilted. Blinds have a large stack and can be cumbersome above doors.

REFLECT YOUR STYLE



RETRO BLINDS

- Venetian Blinds



The Retro Blind is designed to make a statement. A unique blind that combines metallic and wood textures, the product is particularly suited to contemporary interiors. The blinds aluminium louvers allow you the flexibility to tilt and filter strong sunlight providing a tranquil ambiance.

- Max Width:** 3000mm
- Max Length:** 3600mm (slight loss of privacy on blinds longer than 2600mm)
- Privacy:** Adjustable by tilting the slat. Allows for views and full privacy.
- Light Control:** Adjustable by tilting the slat | Diffused light
- Operation:** Tilt and lift Cord | 220V Motor tilt and lift | Battery Motor tilt with lift cord
- Cleaning:** Can be dusted and wiped with a damp cloth
- Suitable for:** Windows where a mixture of privacy, sun control and views are required. The 50mm Aluminium slat is a particularly hard wearing and suitable for large windows. You can combine metallic and wood finishes in one product.
- Avoid:** Windows where the blind is lifted more than it is tilted.

35mm ALUMINIUM BLINDS

- Venetian Blinds



The 35mm Aluminium Venetian Blind is an incredibly versatile product. Simple to use controls make them ideal for filtering the light or ensuring privacy, you can also lift the blind to draw in daylight. The wider than normal slat and quality finishing makes for a blind that will last and compliment your home décor.

- Max Width:** 3000mm
- Max Length:** 3000mm (slight loss of privacy on blinds longer than 2600mm)
- Privacy:** Adjustable by tilting the slat. Allows for views and full privacy.
- Light Control:** Adjustable by tilting the slat | Diffused light
- Operation:** Wand tilt and cord lift
- Cleaning:** Can be dusted and wiped with a damp cloth.
- Suitable for:** Windows where a mixture of privacy, sun control and views are required. The 35mm Aluminium slat is hard wearing and suits larger windows. One of the most cost effective window coverings.
- Avoid:** Suitable for most applications, consider a Retro Blind for very large windows.



DAY & NIGHT BLINDS

Day and Night Blinds feature the ability to cater for all light control and privacy permutations in a single product. This category of blinds can be easily adjusted to provide a degree of light control while still allowing for views to the outside, or can easily be adjusted to provide full day and night privacy.



VISION BLINDS - Day & Night Blinds



The Vision Blind offers an ideal balance between privacy and light control in a fashionable manner. A Vision Blind features two layers of translucent and opaque horizontal striped fabric. A single control allows the front layer to move independently of the back so that the stripes glide between each other creating an open and closed effect, with limitless light control.

Max Width: 2200mm

Max Length: 2600mm

Privacy: Easily adjustable in any position between view and privacy settings.

Light Control: Adjustable | Diffused light. Full Blockout option available.

Operation: Plastic or steel chain mechanism | Crank Handle control | 220V Motor | Battery Motor

Cleaning: Should be vacuumed and dusted.

Suitable for: Picture Windows for a striking visual presence and a mix of views and privacy.

Avoid: Hard working or large windows and doors where the blind will be lifted often. Blind is best when not fully lifted but just changed between view and privacy position.

REFLECT YOUR STYLE



VISAGE BLINDS

- Day & Night Blinds



Add a touch of style and luxury to your room with a Visage Blind, bringing a soft and soothing ambience to your room. Visage is made up of two layers of soft fabric connected by a horizontal sheer vanes aligned to control the light while retaining a view during the day, or it can be fully closed for total privacy in the evenings.

- Max Width:** 2800mm
- Max Length:** 2800mm
- Privacy:** Easily adjustable in any position between view and privacy settings.
- Light Control:** Adjustable | Diffused light.

Operation: Plastic or steel chain mechanism | Crank Handle control | 220V Motor | Battery Motor

Cleaning: Should be vacuumed and dusted.

Suitable for: Picture Windows for a striking visual presence and a mix of views and privacy.

Avoid: Hard working or large windows and doors where the blind will be lifted often. Blind is best when not fully lifted but just changed between view and privacy position.

DOUBLE ROLLER BLINDS

- Day & Night Blinds



Two Roller Blinds enclosed in one neat cassette system with a minimal footprint in your window reveal. The blinds, controlled separately, offer a screen fabric to allow daytime views and privacy and a full blackout for full night control and privacy. Get the best of both worlds with one neat solution.

- Max Width:** 2500mm
- Max Length:** 3000mm
- Privacy:** Drop the screen fabric to achieve daytime privacy with views. Drop the blackout for full light control and privacy.
- Light Control:** Adjustable | Diffused light or Full Blackout.

Operation: Plastic or steel chain mechanism | Crank Handle control | 220V Motor | Battery Motor

Cleaning: Dependant on fabric, refer to specific fabric cleaning instructions.

Suitable for: Windows where you require full control of light and privacy and do not wish to have two separate products.

Avoid: Suitable for most applications.



WIDE FORMAT BLINDS

Wide Format Blinds are a category of blind that are specifically designed to operate on large windows or wide stacking and patio doors.

Wide Format Blinds will usually stack to the left or right of the window and operate in a horizontal manner.



ALLUSION BLINDS - Wide Format Blinds



If you're looking to create an instant impact in your home with something a little different then Allusion Blinds would be the perfect choice. Suitable for all window types, Allusion Blinds really come into their own in larger windows and folding doors where their unique flowing fabric vanes allow you to enjoy both light and privacy.


- Max Width:** 5000mm
- Max Length:** 3600mm
- Privacy:** Easily adjustable in any position between view and privacy settings.
- Light Control:** Adjustable | Diffused light
- Operation:** Mono-command Wand | Cord Drawn, Chain Tilt | Battery Tilt
- Cleaning:** Should be vacuumed and dusted.
- Suitable for:** Large windows and doors where you require a mixture of views and privacy.
- Avoid:** Narrow window reveals, rather install the Allusion Blind on the face of the wall if the reveal is narrow and or is obstructed.

REFLECT YOUR STYLE



RIPPLE SHADE **BLINDS**

- Wide Format Blinds



The Ripple Shade is a contemporary window treatment that brings a delicate soft flow to your window covering. Draped with a perfect blend of aesthetics and functionality, Ripple Shade offers both the luxury of a curtain with the simplistic structure and function of a blind. Available with a choice of top tracks that offer durable smooth operation.

- Max Width:** 5700mm
- Max Length:** 3600mm
- Privacy:** Sheers: Day Privacy diffused views. No night privacy | Sheers lined with Dim Out Lining: Full Privacy
- Light Control:** Adjustable | Diffused light | Dim Out option available.
- Operation:** Hand Drawn track | Cord Drawn track | 220V motor | Battery Motor
- Cleaning:** Dependant on fabric, refer to specific fabric cleaning instructions.
- Suitable for:** Suitable for long windows and doors. Durable and non fussy, it is a hard working and flexible window treatment. Combines well with a roller blinds.
- Avoid:** Very narrow or short windows. Windows where you cannot afford to lose space for it to stack on the side.

SLIDING PANEL **BLINDS**

- Wide Format Blinds



The Sliding Panel System is an elegant and bold shading solution for larger windows and patio doors and may be used as a room divider. The blind encompasses large panels of fabric which stack neatly behind one another when open, allowing maximum light while radiating maximum style. To control light, simply slide the panels to the required position.

- Max Width:** 5700mm
- Max Length:** 3600mm
- Privacy:** Screens: Day Privacy diffused views | Light Filtering: Moderate to Substantial Blockout: Complete Privacy
- Light Control:** Diffused light to Full Blockout dependant on fabric.
- Operation:** Cord or Wand | 220V Motor | Battery Motor
- Cleaning:** Dependant on fabric, refer to specific fabric cleaning instructions.
- Suitable for:** Wide windows or as a room divider.
- Avoid:** Hard working or commercial environments. Windy areas. Areas where you cannot afford to lose stacking space on the side of the window.



CELLULAR BLINDS

- Blinds



Our stylish range of cellular blinds create a whole new look for your home and will provide shade and privacy all year round. The incredibly efficient cellular blinds not only look great but also help keep energy costs down. Their unique honeycomb structure creates a thermal barrier between the room and window to provide additional insulation.

Max Width:	2200mm
Max Length:	3000mm (fabric and weight limitations may apply)
Privacy:	Light Filtering: Moderate to Substantial Blockout: Complete Privacy
Light Control:	Diffused light to Full blockout dependant on fabric
Operation:	Cord control with cordlock Can be adapted for skylight use
Cleaning:	Fabric can be dusted and vacuumed with a brush attachment
Suitable for:	Areas where extra insulation is required or areas with limited space in the opening to install
Avoid:	Suitable for most applications

CELLULAR PERFECT FIT BLINDS

- Blinds



For the ultimate in style, choose Louvolite Perfect Fit® a unique fitting system by Blind Designs that requires no drilling or screwing during installation. The Cellular Perfect Fit® Blinds works perfectly with most UPVC, Tilt and Turn and certain aluminium or wood window frames. The blind is installed onto the window. The incredibly efficient cellular blinds not only look great but also help keep energy costs down.

Max Width:	1400mm
Max Length:	3000mm (fabric and weight limitations may apply)
Privacy:	Light Filtering: Moderate to Substantial. Blockout: Complete Privacy
Light Control:	Diffused light to Full blockout dependant on fabric
Operation:	Control by Hand with a handle Can be configured to operate; top down or bottom up or top down and bottom up
Cleaning:	Fabric can be dusted and vacuumed with a brush attachment
Suitable for:	UPVC or Tilt and Turn windows
Avoid:	Applications where the frame cannot be mounted

REFLECT YOUR STYLE

Perfect Fit
LOUVOLITE®

BAMBOO BLINDS

- Blinds



Bamboo Blinds help bring a touch of nature into the home. Made from bamboo, jute, grass and wood they blend stylishly into both traditional and modern decors while they gently filter light into your room, creating a calm and soothing ambience with diffused views of the outside.

- Max Width:** 2440mm
- Max Length:** 4500mm
- Privacy:** Day: Views & privacy | Night: No privacy (One privacy fabric available)
- Light Control:** Diffused light
- Operation:** Cord Roll Up
- Cleaning:** Fabric can be dusted and can be wiped with a sparingly damp cloth.
- Suitable for:** Most windows, Bamboo is a hard wearing product. Bamboo material adds natural texture.
- Avoid:** Windows or doors where you cannot afford to lose space on top for the blind to roll up.

ROMAN PANEL BLINDS

- Blinds



The Roman Panel blind mixes the sharp lines of contemporary décor with the luxurious presence of textiles. The blind radiates a bold personality when down with its distinct horizontal divisions and raises to a distinct presence when lifted occupying a portion above or in your window. Available in a complimentary range of blackout and light filtering fabrics.

- Max Width:** 2400mm
- Max Length:** 3000mm
- Privacy:** Screens: Day Privacy diffused views | Light Filtering: Moderate to Substantial Blockout: Complete Privacy
- Light Control:** Diffused light to Full Blockout dependant on fabric.
- Operation:** Chain and Motorised
- Cleaning:** Dependant on fabric, refer to specific fabric cleaning instructions.
- Suitable for:** Windows where the bold lines of the Roman bars will be a feature. A Roman Panel will form a distinct folded presence when pulled up.
- Avoid:** Very short windows, hard working commercial applications. Windows or doors where you cannot afford to lose space on top for the blind to fold up.



ALTRA SHUTTERS

Altra Shutters allow you to control light and privacy by tilting the adjustable slats. The Altra Aluminium Shutter is designed to simulate the appearance and clean lines of a timber shutter while delivering all the strength and benefits of an aluminium shutter. The Altra Shutter's aluminium construction provides key benefits in terms of weight, durability and allowing for the manufacture of wide panels.



ALTRA SHUTTERS HINGED SHUTTER - Shutters



Altra Hinged Shutters available in one and two panel configurations will be the focal point of your room. The Aluminium material is durable and easy to clean and is beautifully finished to simulate the elegance of traditional timber shutter. The Altra Shutter also provides great practicality with good control over light and privacy.

Max Width: 1100mm (per panel)

Max Length: 2850mm

Privacy: Adjustable by tilting the slat. Allows for views and full privacy

Light Control: Adjustable by tilting the slat | Diffused light.

Operation: Slats (connected by a secret tilt rod) can be adjusted by hand. The entire Shutter can be opened for access or cleaning

Cleaning: Can be dusted and cleaned with a wet cloth

Suitable for: Windows where a mixture of privacy, sun control and views are required. The 89mm Blade in the frame gives a distinct presence that cannot be replicated with any other product. The Z frame option is great for covering uneven windows

Avoid: Very narrow windows. Areas that do not have space or have obstructions to hinge open

REFLECT YOUR STYLE

ALTRA
SHUTTER

ALTRA DOUBLE HINGED SHUTTER

- Shutters



Altra Double Hinged Shutters features a hinged shutter in the traditional hold away style of a shutter. Altra Double Hinged Shutters will have either 2 Panels (both folding to the left or right) or 4 Panels, 2 folding left and 2 folding right, or six panel configurations. The advantage of the Double Hinged Shutter is a distinct traditional look, the Double Hinged Shutter also makes better use of the interior space when opening and is easier to accommodate obstructions in the room.

- Max Width:** 550mm (per panel)
- Max Length:** 2850mm
- Privacy:** Adjustable by tilting the slat | Allows for views and full privacy
- Light Control:** Adjustable by tilting the slat | Diffused light
- Operation:** Slats (connected by a secret tilt rod) can be adjusted by hand. The Entire Shutter can be opened for access or cleaning
- Cleaning:** Can be dusted and cleaned with a wet cloth
- Suitable for:** Windows where a mixture of privacy, sun control and views are required. Suitable for areas that cannot accommodate a large hinged shutter when opened
- Avoid:** Very narrow windows. Areas that do not have space or have obstructions to hinge open

SIMPLE ELEGANCE

Elegance: the quality of being pleasingly ingenious and simple.



ALTRA
SHUTTER

OUTDOOR BLINDS

The Outdoor Blind is the modern alternative for your patio. The hi-tech fabrics manage heat and glare on your patio while maintaining the view.

The Outdoor Blind will allow you maximum use of your external entertainment areas by stopping heat and glare and also providing a degree of weather protection while maintaining your view.



FREE HANG BLINDS - Outdoor Blinds



Lower and raise the blind using a removable crank handle or motorise your blind. The blind is secured at the bottom using a choice of hold down clips, which allow the blind to remain down during windy weather.

Max Width: 5700mm

Max Length: 6000mm

Privacy: Daytime views & privacy | Night time no privacy (One privacy range available)

Light Control: Diffused light

Operation: Crank Handle | 220V motor

Cleaning: Can be dusted and wiped with a damp cloth.

Suitable for: Controlling sun and glare and a degree of weather protection for your patio. Can also be used for large interior applications.

Avoid: Areas where it will not be possible to utilise the hold down system to retain the blind when fully lowered. Avoid if you require full weather protection for the outdoor area.

REFLECT YOUR STYLE



CHANNEL X BLINDS

- Outdoor Blinds



Channel X Outdoor Blinds feature side channels to enclose the blind. This makes the blind safer to lift up and down, gives a complete wall to wall finish and provides for better insulation and weather protection. Channel X Blinds are secured at the bottom (or at halfway if you wish) using a central turn knob for maximum convenience.

- Max Width:** 5100mm
- Max Length:** 4000mm
- Privacy:** Daytime views & privacy | Night time no privacy (One privacy range available)
- Light Control:** Diffused light

- Operation:** Crank Handle | 220V motor
- Cleaning:** Can be dusted and wiped with a damp cloth.


Suitable for: The side channels allow you to move the blind into any position without securing the blind at the bottom. Channel X is suitable for controlling sun and glare and offering a degree of weather protection for your outdoor area.

Avoid: Irregular openings that aren't perfectly square or openings that have stepped tiles or skirtings' interfering with the opening. Be aware that the fabric will not be contained inside the channel at all times as gusts of wind can blow the fabric out. Also avoid if you require full weather protection for your outdoor area.



MDOCK WIRE GUIDE BLINDS

- Outdoor Blinds



An MDock Blind is secured from top to bottom by two stainless steel wires. The MDock system features easy tensioning of cables, the smallest possible gap at the bottom of the blind, top quality fittings and fixtures and a magnetic hold down system when the blind is in the down position. Style has never been so practical.

- Max Width:** 5100mm
- Max Length:** 4000mm
- Privacy:** Daytime views & privacy | Night time no privacy (One privacy range available)
- Light Control:** Diffused light

- Operation:** Crank Handle | 220V motor
- Cleaning:** Can be dusted and wiped with a damp cloth.

Suitable for: Areas where it is challenging to utilise a hold down system to retain the blind when fully lowered. The system works well when used together with wind sensors. Also suitable for controlling sun and glare and offering a degree of weather protection for the outdoor area.

Avoid: Locations where the blind will be exposed to wind, the magnets won't restrain the blind when its windy. In windy areas it is recommended that the blind is motorised in conjunction with a wind sensor that will lift the blind when the wind becomes too strong. Also avoid if you require full weather protection for your outdoor area.



REFLECT YOUR **STYLE**

***Style:** a distinctive appearance, typically determined by the principles according to which something is designed.*



BLIND DESIGNS™
REFLECT YOUR STYLE

www.blinddesigns.co.za



Johannesburg: +27 11 434 1075 | Cape Town: +27 82 766 6779

Email: info@blindtime.co.za

Showroom: 4 Jasper Road, Robertsham, Johannesburg South