

GEBERIT AQUACLEAN. THE SHOWER TOILET.

MODERN WELL-BEING

DESIGN
MEETS
FUNCTION



THE FRESH FEELING

Water is indispensable for daily personal hygiene. It cleans, freshens and lends a unique experience of well-being. That is why more and more people are becoming enthusiastic about natural and beneficial WC hygiene with water. After all, those who feel fresh and clean the whole day radiate assurance and attractiveness – and thus self-confidence.

Geberit AquaClean offers you this well-being at the touch of a button: beneficial and thorough. Let yourself be convinced by the completely new feeling of freshness of our shower toilets and enjoy the extra helping of self-confidence it brings with it the whole day through, everywhere and in every situation.



INDEX

07 **FOR YOUR WELL-BEING**
Why a shower toilet from Geberit?



12 **MEET THE DESIGNER**
Interview with Christoph Behling.

10 **HYGIENE MADE EASY**
Cleanliness without compromise.



16 **GEBERIT AQUACLEAN MERA**
Perfection in function and design.

20 **GEBERIT AQUACLEAN SELA**
Beautifully clever.



26 **CREATING SPA-FEELINGS**
Bath modernisation with Geberit products.

22 **GEBERIT AQUACLEAN TUMA**
Freshness and convenience for every home.



28 **SIMPLY UNCOMPLICATED**
Solutions for every bathroom.



WHY A GEBERIT AQUACLEAN? FOR YOUR **WELL-BEING**

Would you wash your hands with paper or use a dry form of cleaning instead of taking a shower? Hardly. Without water there is no cleanliness. Thus, just as the daily shower has become the norm, Geberit would also like to usher in a sustainable change in personal WC hygiene: With the AquaClean shower toilets, at the touch of a button, you feel as fresh after using the toilet as if you had just had a shower.

More and more people who value their well-being and cultivate their appearance have therefore become enthusiastic about the gentle and natural cleaning of the AquaClean shower toilet. Thanks to the perfect interaction of design and technology, Geberit AquaClean shower toilets also do not require more space than conventional toilets.



A CLEAN AFFAIR

Modern shower toilets are hardly to be recognised as such at first glance. The spray arm is to be found in a well-protected park position. The spray nozzle is flushed automatically before and after use with fresh water, which thus means that it always stays clean.



STARTING THE SHOWER PROCEDURE

The shower procedure is started at the touch of a button. The spray arm moves forward out of its park position at an oblique angle. A few seconds later, one feels a pleasant jet of water at body temperature on one's bottom.



REGULATING THE SHOWER SPRAY

The intensity of the jet of water is regulated according to personal preference. Naturally the shower procedure can be switched off at any time.

CLEANLINESS AT THE TOUCH OF A BUTTON



GENTLE PERSONAL HYGIENE

Nothing is more suitable for cleaning the sensitive intimate zone than a gentle lady shower with pure water.



NO UNPLEASANT ODOURS

An odour extraction unit with active carbon filter eliminates unpleasant odours before they spread. It starts automatically as soon as you sit down on the shower toilet.



GENTLE DRYING

Take advantage of the addition of a gentle flow of air from the integrated warm air dryer.



COMPLETELY USER-ORIENTED

Thanks to the proximity sensor, functions such as water heating, WC seat heating or orientation light start up automatically.



PERSONAL WELL-BEING PROGRAMME

The remote control provides intuitive operation. All inputs can be dealt with using one hand. The click of a button is sufficient for calling up personal settings.



PERFECT CLEANLINESS

Slight back-and-forth movement of the shower spray ensures a feeling of exceptional cleanliness. The position of the spray arm and the intensity of the water jet can be set individually.



LARGELY TOUCHLESS

Thanks to the proximity sensor, the WC lid opens and closes automatically.



TOP MARKS FOR SEAT ERGONOMICS

The ergonomically optimised WC seat made of high-quality thermoset is equipped with an integrated WC seat heating.



PERFECT CLEANLINESS

For the last 35 years, Geberit has been continuously perfecting the spray functionality along with the centrepiece of every shower toilet: the shower spray.



A CENTRE AND A HUB, EVEN AT NIGHT

Activated by the proximity sensor, a discreet LED light in seven light colours and five brightness levels ensures physical orientation at night.



HYGIENE MADE EASY

When it comes to hygiene and cleanliness, Geberit accepts no compromises in the development of the AquaClean shower toilets. The practically entirely self-cleaning AquaClean shower toilets are noteworthy for their high-quality product materials. Thanks to integrated technology, inaccessible areas are sharply reduced and hidden places where grime could collect are avoided. A special surface coating prevents the build-up of bacteria and germs. Furthermore, to prevent scaling, Geberit has developed an automatic descaling programme to ensure the long-term performance capability of the shower toilet which engages with and flushes all water-bearing components, completely independently of the prevailing water hardness level. With this product concept, questions of hygiene and cleanliness lose their pertinence, given that they have become a matter of course.



RIMLESS WC CERAMIC APPLIANCE WITH TURBOFLUSH FLUSH TECHNOLOGY

The TurboFlush flush technology ensures a flushing-out performance that is unique in the world. This technology is considerably more effective as well as being significantly quieter and more economical than conventional flushes. Furthermore, it reduces the amount of cleaning needed and also the consumption of aggressive cleaners.



SIMPLE REMOVAL OF SEAT AND LID

The QuickRelease function makes it possible to remove the WC seat and lid in a single motion. This means that the fastenings also remain free of deposit formation.



DESCALING

A specially developed descaling programme cleans all of the water-bearing components. A timely notification of when descaling is required is displayed on the remote control or on the control panel.



NO SURFACE VULNERABLE TO SOILING

The cleaning of the spray arm and the spray nozzles is carried out automatically on the AquaClean shower toilets. Inside and outside flushing with fresh water takes place before and after each use.



RIMLESS WC CERAMIC APPLIANCE

The open rimless design also stands for perfect hygiene. Thanks to the optimised water guide, the entire inner surface of the sanitary ceramic is flushed and, since it is rimless, there are no hidden places at which deposits could build up.



MEET THE DESIGNER

Geberit AquaClean shower toilets are noteworthy for their eye-catching design, while at the same time being outstanding for their many intelligent comfort functions. They offer no indication of this at first glance and give practically no hint of what innovative, revolutionary technology is hidden behind their beautifully designed sanitary ceramic.

"AquaClean shower toilets stand for perfect benefits, durability, maximum quality, innovation and high technology."

The harmonious interaction of technology and design is the result of close cooperation between Geberit and the industrial designer Christoph Behling. The miniaturisation of the technology enabled the lean, simple design elegance of the AquaClean shower toilets Mera and Tuma. All electrical and water supply connections have been concealed in the housing of the shower toilets. Furthermore, the modular, easily accessible technology enables easy installation and maintenance.



"AquaClean Mera is a technical masterpiece, and for me it is the best toilet in the world. We designed the smallest possible volume and detached it with a chromium cover from the wall. I wanted AquaClean Mera to appear to be "floating" and lightweight in appearance in the room."

To see the interview with Christoph Behling:
www.geberit-aquaclean.co.uk



"The challenge to me as a designer is that the AquaClean shower toilets do not look like technical devices, but rather fit in harmoniously with their design in the bathroom."

ABOUT THE DESIGNER

Christoph Behling studied industrial design at the Academy of Art in Stuttgart in the mid-1990s and "went into apprenticeship" there with Richard Sapper. He founded the Christoph Behling Design Studio in 2004. Behling works with numerous international companies, including the luxury watchmaker TAG Heuer, where he is the chief designer.



HIGH LEVEL OF SAFETY FOR DRINKING WATER

Geberit AquaClean shower toilets are in compliance with all relevant provisions and drinking water standards, including among them the SVGW directive W3/E1 (EN 1717). Thanks to an integrated, backflow-protected water supply connection, Geberit meets this standard and ensures that the shower toilets cannot cause contamination of the drinking water network under any circumstances. Furthermore, no additional sanitary appliances need to be installed.







GET CLEANED
WITH WATER

GEBERIT AQUACLEAN MERA COMFORT AND CLASSIC


 WHIRLSPRAY SHOWER TECHNOLOGY


 RIMLESS WC CERAMIC APPLIANCE WITH TURBOFLUSH FLUSH TECHNOLOGY

 REMOTE CONTROL

 INDIVIDUALLY ADJUSTABLE SPRAY ARM POSITION

 ADJUSTABLE WATER SPRAY TEMPERATURE

 OSCILLATING SPRAY

 SEPARATE LADY SHOWER

 WARM AIR DRYER

 ODOUR EXTRACTION UNIT


 QUICKRELEASE FUNCTION FOR WC LID AND WC SEAT


 USER RECOGNITION


 DESCALING FUNCTION

 ENERGY-SAVING FUNCTION

ADDITIONAL COMFORT FUNCTIONS
GEBERIT AQUACLEAN MERA COMFORT

 WC SEAT HEATING

 TOUCHLESS AUTOMATIC MECHANISM FOR THE WC LID

 ORIENTATION LIGHT

GEBERIT AQUACLEAN MERA EXCEPTIONALLY BRILLIANT

The Geberit AquaClean Mera embodies timeless elegance. The shower toilet is incorporated confidently and yet harmoniously in any bathroom atmosphere. High-quality product materials, soft lines and flowing transitions set the AquaClean Mera apart. All of the electrical and water supply connections are integrated in the housing and the solid fastening of the wall-hung shower toilet is hidden behind the design cover.

WHIRLSPRAY SHOWER TECHNOLOGY

The patented WhirlSpray shower technology enables a particularly direct and thorough cleaning. The reason for this is a pulsating shower spray refined through dynamic aeration.

The advantages are compelling: enhanced cleaning intensity and pleasant shower experience with low water consumption.



TURBOFLUSH FLUSH TECHNOLOGY

The innovative TurboFlush flush technology is based on an asymmetrical rimless WC ceramic appliance inner geometry that was developed by Geberit and that enables the flushing-out process to be particularly thorough and quiet. A single lateral water inlet and a directed flow guidance of the flush water are sufficient for this.





reddot award 2015
winner

DESIGN PLUS
powered by ISH



REMOTE CONTROL / WALL-MOUNTED CONTROL PANEL

In addition to the remote control, Geberit also provides a cable-free and therefore freely placeable wall-mounted control panel for controlling the shower toilet. Both of the controls display the functions in a clear overview, and all of the inputs are uncomplicated in their actuation. The elegant remote control is easy to handle and can be operated intuitively. The wall-mounted control panel is available in white and black.

GEBERIT AQUACLEAN APP – EVERYTHING SET UP CONVENIENTLY ON THE SMARTPHONE

With the Geberit AquaClean app, the AquaClean Mera can now be conveniently operated via smartphone. The smartphone becomes a remote control that allows you to save personal settings for shower spray intensity and position, temperature, etc. and take them with you everywhere you go. No matter whether the Aqua Clean Mera you are using is at home, in someone else's house or at a hotel.



AVAILABLE
FREE OF
CHARGE IN THE



1 ODOUR EXTRACTION UNIT

Unpleasant odours are absorbed at once in the interior of the WC ceramic appliance by the automatically starting, low-noise odour extraction unit and then eliminated through a ceramic honeycomb filter.



2 DRYER

The dryer arm aligns itself automatically for optimum drying at the last position of the spray arm.



3 HEATING THE WC SEAT

The ergonomically optimised WC seat made of high-quality thermoset is equipped with an integrated heating element. Thanks to the proximity sensor, the WC seat waits until someone approaches before heating up.

4 ORIENTATION LIGHT















A discreet light catches your eye and helps you orient yourself at night. Activated by the proximity sensor, it lights up in one of seven selectable colour tones and five brightness levels.

GEBERIT AQUACLEAN SELA

BEAUTIFULLY CLEVER

The new, perfected Geberit AquaClean Sela features a timeless, purist form and an even more beautiful design. This elegant shower toilet has also been enhanced with additional optimised functions. AquaClean Sela now offers even more convenience, not to mention perfect hygiene thanks to its rimless ceramic pan. At the same time, it complements the Geberit AquaClean product range with a design-oriented, high-quality shower toilet that fits into almost any bathroom environment. With its clear design and chrome-plated cover, it can become the centerpiece of the bathroom.

ALL FUNCTIONS AT A GLANCE:

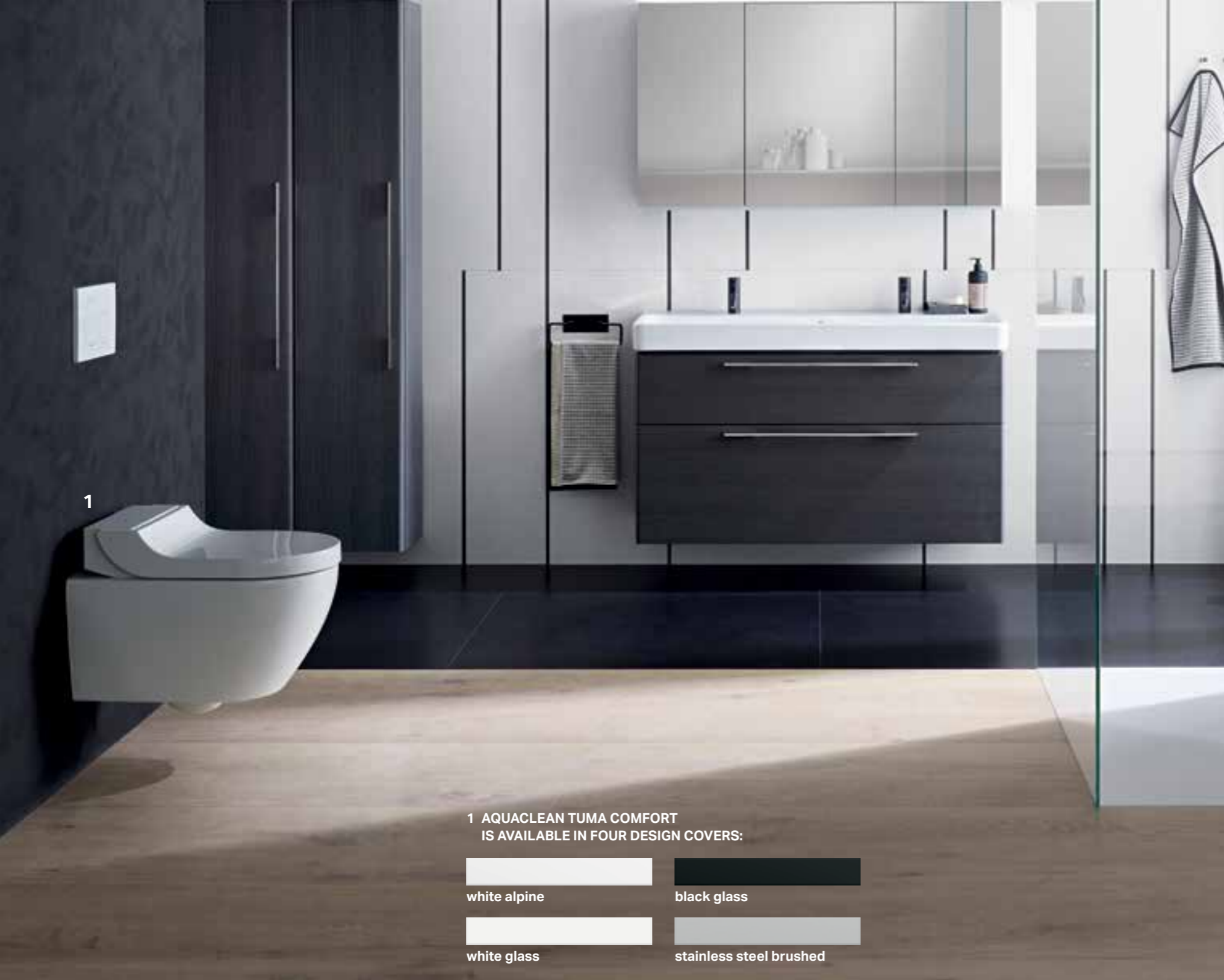
-  **WHIRLSPRAY SHOWER TECHNOLOGY**
-  **OSCILLATING SPRAY**
-  **RIMLESS CERAMIC PAN WITH TURBOFLUSH FUNCTION**
-  **LADY SHOWER**
-  **REMOTE CONTROL**
-  **WC LID WITH SOFTCLOSING**
-  **REMOTE CONTROL APP**
-  **QUICKRELEASE FUNCTION**
-  **ORIENTATION LIGHT**
-  **USER RECOGNITION**
-  **INDIVIDUALLY ADJUSTABLE SPRAY ARM POSITION**
-  **DESCALING FUNCTION**
-  **ADJUSTABLE WATER SPRAY TEMPERATURE**
-  **ECONOMY MODE**



← Geberit AquaClean Sela is also available with a wall-panel



↑ In order to accommodate every bathroom situation, the Geberit AquaClean Sela is available with bright chrome or a white panel.












GEBERIT AQUACLEAN TUMA SURPRISINGLY VERSATILE


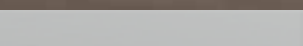
Geberit AquaClean Tuma offers freshness and comfort for every home. The Geberit AquaClean Tuma is available in the Comfort model and now also in the Classic model as well.

The equipment of the AquaClean Tuma Classic offers the basic functions of a shower toilet, including WhirlSpray shower technology and the rimless WC ceramic appliance. The Comfort model offers additional comfort functions which make cleaning with water a way to experience well-being.

EQUIPMENT AQUACLEAN TUMA COMFORT AND CLASSIC:

-  **WHIRLSPRAY SHOWER TECHNOLOGY**
-  **RIMLESS WC CERAMIC APPLIANCE**
-  **INDIVIDUALLY ADJUSTABLE SPRAY ARM POSITION**
(only via app with Classic)
-  **ADJUSTABLE WATER SPRAY TEMPERATURE**
(only via app with Comfort and Classic)
-  **OSCILLATING SPRAY**
-  **DESCALING FUNCTION**
-  **WC LID WITH SOFTCLOSING**
-  **QUICKRELEASE FUNCTION**
(lid only)
-  **ECONOMY MODE**

1 AQUACLEAN TUMA COMFORT IS AVAILABLE IN FOUR DESIGN COVERS:

-  **white alpine**
-  **black glass**
-  **white glass**
-  **stainless steel brushed**

AquaClean Tuma WC enhancement solution with standard sanitary ceramic



GEBERIT AQUACLEAN TUMA WC ENHANCEMENT SOLUTION

AquaClean Tuma is available as a WC complete solution with perfectly suitable WC ceramic appliance and hidden connections for electricity and water. As an alternative to this, not only the Comfort but also the Classic models are also available as WC enhancement solutions which are equipped with the same functions that the WC complete solution has.

Particularly in rented apartments, the WC enhancement solution offers easy, uncomplicated installation on various pre-existing WC ceramic appliances without any major conversion measures being required. This means that the enhancement solution is ideal and flexible for all tenants who would like to expand their bathrooms while enjoying a feeling of freshness.

ADDITIONAL COMFORT FUNCTIONS OF AQUACLEAN TUMA COMFORT:

-  **REMOTE CONTROL**
-  **SEPARATE LADY SHOWER**
-  **WC SEAT HEATING**
-  **WARM AIR DRYER**
-  **ODOUR EXTRACTION UNIT**
-  **USER RECOGNITION**

WHIRLSPRAY SHOWER TECHNOLOGY

The AquaClean Tuma ensures a cleaning that is particularly convenient while at the same time saving water, thanks to the patented WhirlSpray shower technology that features a pulsing shower spray that is refined through dynamic aeration. An enhanced cleaning intensity and a pleasant shower experience are guaranteed.



RIMLESS WC CERAMIC APPLIANCE

With the rimless Rimfree WC ceramic appliance, the AquaClean Tuma offers modern standards for hygiene and easy care. The flush technology with flush guide ensures complete, dynamic flushing out, even with a partial flush.



AVAILABLE FREE
OF CHARGE IN
THE



GEBERIT AQUACLEAN APP

With the Geberit AquaClean app, the AquaClean Tuma shower toilet is conveniently operated via smartphone. This becomes a remote control that allows you to save personal settings such as shower spray, temperature, etc. and take them everywhere with you. For the Classic model, the app allows you to use and enjoy these additional spray functions.

REMOTE CONTROL / WALL-MOUNTED CONTROL PANEL

In addition to the remote control, Geberit also provides a cable-free and therefore freely placeable wall-mounted control panel for controlling the Comfort model. Both of the controls display the functions in a clear overview, and all of the inputs can be made intuitively.

WHIRLING CLEANLINESS

BATH MODERNISATION WITH GEBERIT PRODUCTS

CREATING SPA-FEELINGS

Geberit offers some interesting products to renovate your bathroom and that give you a feeling that you know from visiting a spa or a nice hotel. The suggested products perfectly match the Geberit AquaClean products.

The Geberit DuoFresh, for instance, which got an update and can be combined with almost all the Geberit Sigma actuator plates and equipped with an ambient light is rounding off the functions of Geberit AquaClean Sela. The Geberit Monolith is a perfect match for a soft renovation of your bathroom and adding to an elegant look.

GEBERIT DUOFRESH

The Geberit DuoFresh got an upgrade and can be combined with nearly all Geberit Sigma actuator plates. Geberit DuoFresh removes unpleasant odours right at the source. A ceramic combfilter purifies the air thoroughly and a fan conveys the cleaned air back into the room. It is therefore the perfect addition to the new Geberit AquaClean Sela.



GEBERIT MONOLITH

In case an exposed cistern is already present or when time, budget or basic structure considerations do not permit invisible integration of the cistern behind the wall, Geberit Monolith sanitary module offers an additional alternative.

An extra-lean cistern and the required sanitary technology are to be found under an elegant surface made of glass. The Monolith is designed in such a way that it can be mounted quickly and without great inconvenience and connected to the existing water supply lines and discharge pipes. In the best-case scenario, the plumber has already thought of the power socket next to the toilet as the mains connection required for the Monolith Plus.

Otherwise the electrical current lines can be laid anywhere in the bathroom via a conventional power socket and cable duct. Thanks to the revised support frame, installation is completed in less than one day as a rule.



BEFORE



AFTER



SIMPLY UNCOMPLICATED

SOLUTIONS FOR ALL CONSTRUCTION SITUATIONS

There is hardly a construction situation in which a Geberit AquaClean shower toilet cannot be installed. All that is required are an electrical and a water supply connection.

GEBERIT WC INSTALLATION ELEMENT

In new construction or with comprehensive renovation, the Geberit WC installation elements with concealed cistern provide a secure solution. The connections for water and electricity are already pre-planned and make mounting very easy.



Example of an installation of the Geberit DuoFix WC installation element with Geberit DuoFresh odour extraction unit or touchless with Geberit Sigma80 and Sigma10 actuator plate.


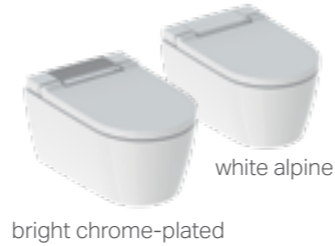
Water supply connection position for Geberit AquaClean enhancement solution models

Water supply connection position, hidden, for Geberit AquaClean complete solutions

Electrical connection mains-side, hidden behind the WC ceramic appliance, for Geberit WC complete solutions

Electrical connection via power socket for Geberit AquaClean enhancement solution models

MODEL OVERVIEW



	AQUACLEAN MERA		AQUACLEAN SELA
	COMFORT	CLASSIC	NEW
WhirlSpray shower technology			
Rimless WC ceramic appliance with TurboFlush			
Rimless WC ceramic appliance			
Remote control			
Remote control app			
Programmable user profiles	4 profiles	4 profiles	4 profiles
Orientation light			
Number of adjustable shower pressure settings	5 levels	5 levels	5 levels
Individually adjustable spray arm position			
Adjustable water spray temperature			
Oscillating spray			
Lady shower			
WC seat heating			
Warm air dryer			
Odour extraction unit			
Touchless automatic mechanism for the WC lid			
SoftClosing			
QuickRelease function			
User recognition			
Descaling function			
Economy mode			
Article number	bright chrome-plated: 146.214.21.1 white alpine: 146.214.11.1	bright chrome-plated: 146.204.21.1 white alpine: 146.204.11.1	bright chrome-plated: 146.224.21.1 white alpine: 146.224.11.1
Width x height x depth (in cm)	39.5 x 35.0 x 59.0	39.5 x 35.0 x 59.0	37.5 x 34 x 56.6
Can be combined with design panel	✓	✓	✓
Can be combined with Geberit Monolith	✓	✓	✓

	AQUACLEAN TUMA		AQUACLEAN 4000
	COMFORT	CLASSIC	
WhirlSpray shower technology			
Rimless WC ceramic appliance with TurboFlush			
Rimless WC ceramic appliance			
Remote control			
Remote control app			
Programmable user profiles	4 profiles	1 profile (via app only)	
Orientation light			
Number of adjustable shower pressure settings	5 levels	5 levels	5 levels
Individually adjustable spray arm position		 (via app only)	
Adjustable water spray temperature	 (via app only)	 (via app only)	ON - OFF
Oscillating spray			
Lady shower			
WC seat heating			
Warm air dryer			
Odour extraction unit			
Touchless automatic mechanism for the WC lid			
SoftClosing			
QuickRelease function	 (lid only)	 (lid only)	
User recognition			
Descaling function			
Economy mode			
Article number	Enhancement solution: 146.274.xx.1 Complete solution: 146.294.xx.1	Enhancement solution: 146.074.xx.1 Complete solution: 146.094.xx.1	Enhancement solution: 146.130.11.1
Width x height x depth (in cm)	Enhancement solution: 36.0 x 10.6 x 52.3 Complete solution: 36.0 x 39.0 x 55.3	Enhancement solution: 36.0 x 10.6 x 52.3 Complete solution: 36.0 x 39.0 x 55.3	Enhancement solution: 40.0 x 15.5 x 50.5
Can be combined with design panel	✓ (complete solution only)	✓ (complete solution only)	✓
Can be combined with Geberit Monolith	✓	✓	✓

MODEL COLOURS:

**AQUACLEAN MERA
COMFORT AND CLASSIC
AND AQUACLEAN SELA**

- white alpine
- bright chrome-plated

**AQUACLEAN TUMA
COMFORT**

- white alpine
- white glass
- black glass
- stainless steel brushed

GEBERIT MONOLITH

- white glass
- black glass
- umber glass
- sand glass
- mint glass

THE FOLLOWING APPLIES FOR ALL MODELS:

Nominal voltage/frequency:
230 V / 50-60 Hz., pre-set
water temperature of 37 °C,
economy mode < 0.5 W

The detailed list of all functions
can be found on the Internet at
www.geberit-aquaclean.co.uk

Geberit International Sales AG
CH-8640 Rapperswil
Switzerland

sales@geberit.com

www.international.geberit.com