



**VAN ACHT**

Windows and Doors



*Since 1986*  
40th Edition  
2023



# About Us



Kya Sand Showroom



Krugersdorp Showroom



Pretoria Showroom



Klerksdorp Showroom



Parkhurst Square - Bespoke Joinery



Bryanston - uPVC Project



Neck & Deck Restaurant - Aluminium



Van Acht has been synonymous with quality products and excellent service since its founding in 1986. We strive to make our customers more aware of the vast differences that exist in quality and service available in the market today. We hope to make customers mindful that good quality and service are of the utmost importance when purchasing wooden products. Van Acht's quality products speak for themselves.

Today the company boasts a well established and trusted name. Our success is evident in our growth over the last 36 years. We are fortunate enough to have continuous support from architects, builders and the public. Our quality products and services are the result of years of experience and innovation. Continuous research and development has enabled Van Acht to manufacture virtually any custom made wooden product as well as expand our range of products available; V-COAT, Van Acht Glass and Aluminium, uPVC Windows and Doors, YOSO Wood and Aluminium Doors, Marine Ply Garage Doors and our Frameless Folding Doors are products that were developed over the last 6 years and have finally joined the Van Acht family of products.

## Doors

Van Acht offers one of the largest selections of doors in the country. We can cater for almost any requirement or budget. Purpose made doors can be made in a variety of timbers, according to personal choice and design.

## Windows

Van Acht's watchword is quality. Our aim has never been to be the biggest manufacturer but to manufacture the best quality carpentry in the market at a competitive price. We strive to keep stock of all our standard range windows and we can manufacture purpose made windows.

## Purpose Made Joinery

We recommend that customers try to use as many standard products as possible when designing their building projects. Using standard products helps keep the cost down and keeps delivery times to a minimum. We can, however, manufacture virtually any purpose made item on request. Using standard items usually ensures the following:

- Immediate availability
- Prompt delivery
- A quick replacement would be available if necessary

All standard sizes are available in our catalogue and as CAD or REVIT drawings on our website [www.vanacht.co.za](http://www.vanacht.co.za).

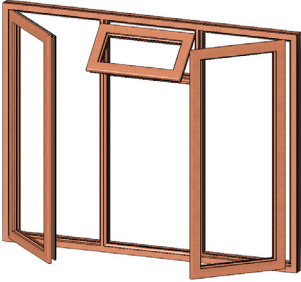
## Warehouse, Showroom and Manufacturing Plant

Our head office is located in Kya-Sand, Randburg. We have a showroom where customers can view and inspect our products. All standard products are generally kept in stock at this branch. Our main factory is situated in Factoria, Krugersdorp. We have the following branches: Klerksdorp, Pretoria, Krugersdorp and Mpumalanga Timbers stock our products in Mbombela.




# Wooden Windows

## Side Hung Open Pane Windows



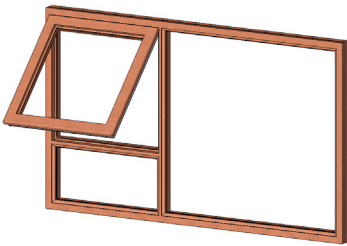
- Main frames: 44 x 57mm / Sash: 57 x 42mm
- SANS 613 certified
- Supplied unglazed with glazing beads / pre-dipped
- Equipped with weather seals and 90° hinges and satin chrome handles
- Full pane windows kept in stock
- Fanlight full pane windows available on order
- Can be custom made / Burglar bars bought separately and fitted DIY

## Side Hung Small Pane Windows



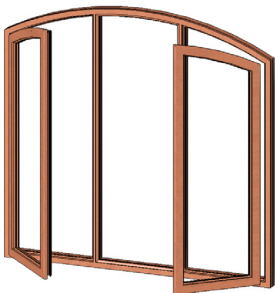
- Main frames: 44 x 57mm / Sash: 57 x 42mm
- Supplied unglazed with glazing beads / pre-dipped
- Equipped with weather seals and 90° hinges and satin chrome handles
- Side hung small pane windows kept in stock
- Fanlight small pane windows available on order
- Can be custom made / burglar bars bought separately and fitted DIY

## Top Hung Windows




- Main frames: 44 x 57mm / Sash: 57 x 42mm
- SANS 613 certified
- Supplied unglazed with glazing beads / pre-dipped
- Equipped with weather seals and 90° hinges and satin chrome handles
- Top hung windows kept in stock
- Top hung fanlight windows available on order
- Can be custom made / burglar bars bought separately and fitted DIY

## Flat Arch Windows



- Main frames: 44 x 57mm
- Sash: 57 x 42mm
- Supplied unglazed with glazing beads / pre-dipped
- Flat Arch windows not kept in stock
- Can be custom made

## Fixed Arches




- Main frame for windows 44 x 57mm / Door frames: 44mm x 105mm
- Small pane bars: 31 x 40mm
- Supplied unglazed with glazing beads / pre-dipped
- Can be custom made



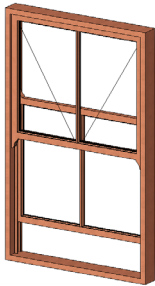
# Sash Windows

## Mock Sash Victorian



- Main frames: 42 x 105mm / Sash: 57 x 42mm
- Small pane bars 31 x 42mm
- Supplied unglazed with glazing beads / pre-dipped
- Full pane mock sashes available on request
- Can not be custom made
- Burglar bars can not be installed on mock sash windows

## Easy Lift Sash Windows



- Patented pneumatic gas lift system to open and close
- Main frames: 42 x 140mm
- Sash: 57 x 42mm
- Small pane bars 31 x 42mm
- Supplied unglazed with glazing beads / pre-dipped
- Full pane mock easy lift sash windows available on request
- Only use 6mm glass, for sash lifts to balance



To view our full range of wooden windows and their specifications, please visit our website, [www.vanacht.co.za](http://www.vanacht.co.za), or take a shortcut by scanning the QR code.

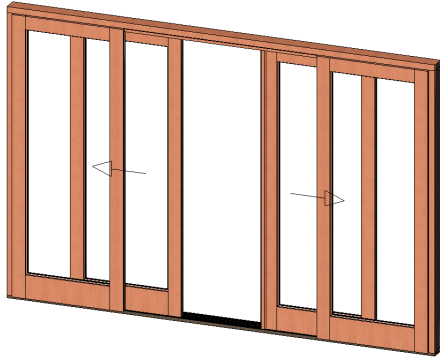
Scan to view the full range and specifications.






# Wooden Sliding Doors

## Full Pane Sliding Doors



- Stock items
- Supplied with aluminium cill and weather seals
- 2 Glass doors available on request
- Available in single, double, triple and centre opening
- Standard height 2100mm
- Can be custom made
- Hardware colours available in Gold, Silver, Black (Sold Separately)

## Small Pane Sliding Doors



- Stock items
- Supplied with aluminium cill and weather seals
- Available in single, double, triple and centre opening
- Standard height 2100mm
- Can be custom made
- Hardware colours available in Gold, Silver, Black (Sold Separately)

Sliding leaves on the inside of the frame




Scan to view  
the full range  
and specifications.






# Wooden Sliding Folding Doors

## Full Pane Sliding Folding Doors

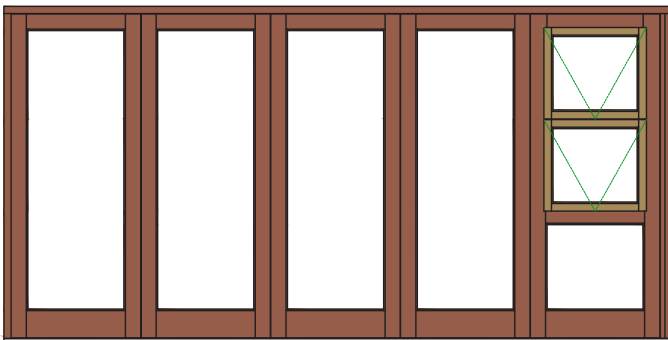


- Stock items
- Doors stack to the outside
- Adjustable frame for seasonal humidity changes
- Units supplied unassembled
- Units to be fitted by a qualified carpenter
- Standard height 2100mm / Custom heights up to 2700mm
- 2 glass, Happy & glass top doors available on request
- Hardware colours available in Gold, Silver, Black

## Small Pane Sliding Folding Doors



- Stock items
- Doors stack to the outside
- Adjustable frame for seasonal humidity changes
- Units supplied unassembled
- Units to be fitted by a qualified carpenter
- Standard height 2100mm / Custom heights up to 2700mm
- 2 glass, Happy & glass top doors available on request
- Hardware colours available in Gold, Silver, Black



Optional combinations with sidelight windows available in full pane and small pane.

Hardware Colours : Gold, Silver, Black



All sliding folding units are supplied unassembled. Units supplied with aluminium cills and weather seals.

**Scan to view  
the full range  
and specifications.**





# Wooden Frameless Folding



## Information

Units can not be custom made.

Sidelights & toplights can be added to make up custom sizes.

Hardware : Gold, Silver, Black

Specify if door is LH or RH viewed from outside.

Units available in a height of 2100mm and 2385mm.

8mm toughened safety glass used on 2100mm

10mm toughened glass used on 2385mm height.

Units supplied unassembled with aluminium cill and weather seals.

## Frameless Folding Door Application

The design meets the structural requirements of the national building regulations, but not necessarily the requirements that precludes leaking of glazing, therefore it should not be installed as a primary weather barrier. Uses include closing of an exterior entertainment area or separating 2 rooms.



Scan to view the full range and specifications





# Aluminium Frameless Folding



## Information

Units can not be custom made.

Sidelights & toplights can be added to make up custom sizes.

Hardware: Black

Specify if door is LH or RH viewed from outside.

Units available in a height of 2100mm and 2385mm.

8mm toughened safety glass used on 2100mm

10mm toughened glass used on 2385mm height.

Units supplied unassembled with aluminium cill and weather seals.

OPEN UP A WORLD OF POSSIBILITIES WITH  
VAN ACHT'S **NEW ALUMINIUM** FRAMELESS DOOR

## Frameless Folding Door Application

The design meets the structural requirements of the national building regulations, but not necessarily the requirements that precludes leaking of glazing, therefore it should not be installed as a primary weather barrier. Uses include closing of an exterior entertainment area or separating 2 rooms.



Scan to view  
the full range  
and specifications.





# Doors

## Making The Best Choice

When selecting exterior doors for your home, there are a few factors to consider, like location, style of the house and local building regulations which may affect the level of required maintenance. ( For example: the placement of your exterior doors). After you have reviewed these criteria, you will be able to choose doors that are most suitable for your home or building.

## Appropriate Exposure

Which direction will your exterior door face ? When choosing a wooden exterior door it is imperative to consider exposure. To adequately protect the door and extend its life, you will have to take into account your climate and direction the door will be facing.

We do not recommend that doors are exposed to full sun, especially in the Highveld where the climate is extremely dry and UV rays harsh to exterior wooden products. Without the correct overhangs, wooden doors will require frequent maintenance. They are also susceptible to performance problems, such as warping, expansion, water penetration and overall deterioration.

We do not recommend painting or staining doors black, due to the fact that dark colours attract more heat from the sun. (For example: the surface temperature of black/very dark doors is up to 10 °C higher than less darker colours). This can cause doors to warp or crack. Please note that doors used in any of the above applications will not be covered under our warranty.

## Caring For Your Doors

Treatment is of utmost importance to keep wood protected and aesthetically beautiful, especially in South Africa where harsh conditions prevail. Neglecting to treat or incorrectly treating a wooden product will result and assist with rapid deterioration. Prior to installation, doors should be stored flat on a level surface in a dry ventilated area.

Van Acht does not recommend varnish for any exterior wooden product. Varnish does not penetrate the timber, but only forms a surface layer. Prolonged exposure to sun causes the resin in varnish to harden and crack, allowing moisture to penetrate into timber, causing decay, discoloration and ultimately wood rot. If doors are prepared for painting, a universal sealer should be applied on all six sides prior to painting the door. Painted timber swells and shrinks as seasons change. This might lead to cracking of the paint and exposing of unpainted areas. If a door is not sealed properly on all six sides immediately after delivery and before installation, this will affect the warranty.

## On Delivery and Installation

Products are to be sealed with a penetrating wood sealer (V-COAT) immediately after delivery, and prior to installation. The sealing of timber is essential to limit the periodic movement of moisture in and out of wood. Moisture causes the cell walls to swell and shrink and ultimately, without the correct protection and maintenance, the timber will crack, split and warp. It is therefore of utmost importance to seal the end grains at the top and bottom of the door. This is where most moisture is absorbed. Ensure that your carpenter seals the tops and bottoms after cutting and planing doors for fitment. Also ensure that all cutouts made by your carpenter are sealed. This includes, but is not limited to, cutouts for hinges, locks and flush bolts.

## We Recommend V-COAT

V-COAT is a penetrating oil specially formulated to protect wood from rain, sun and UV damage it can be used on any wooden product. V-COAT has added UV stabilisers that make it last longer. V-COAT is available in 1 litre and 5 litre tins, and various colours.



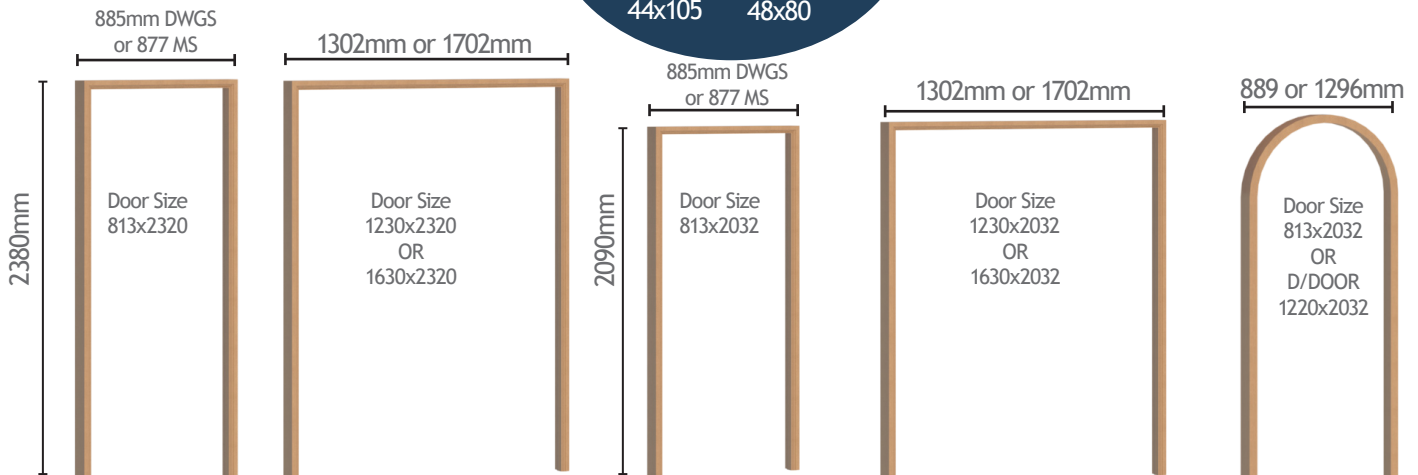


# Door Frames

All doorframes excluding jambliner frames come standard with rubber weather seals.

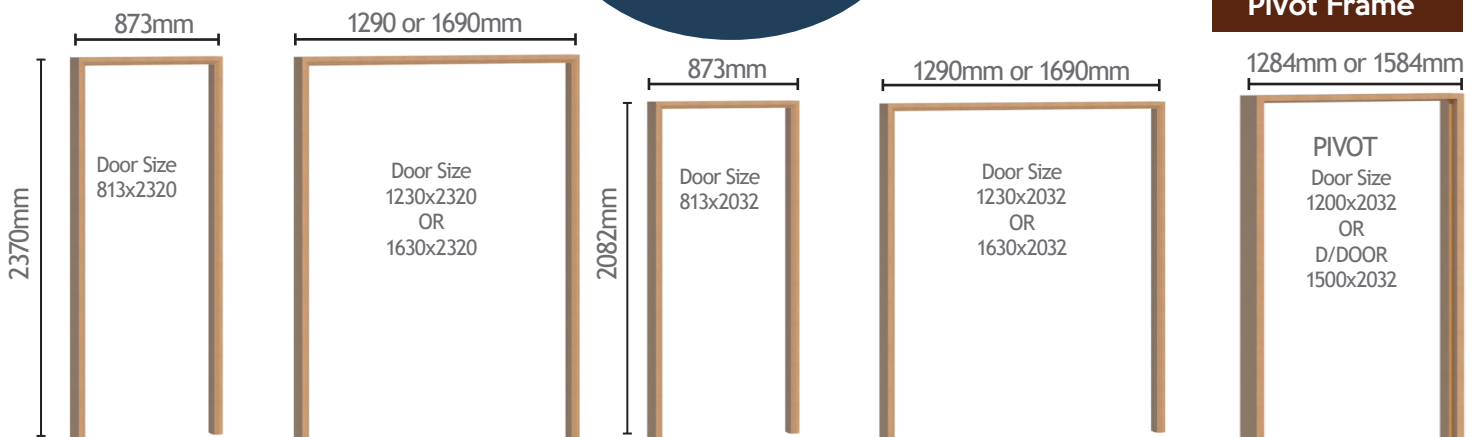
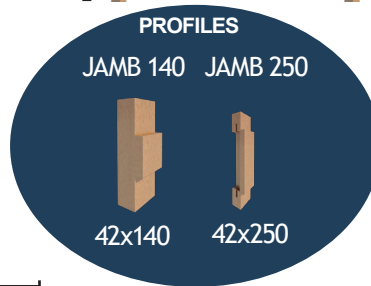
## Exterior or Interior Door Frames

Sizes available in 2 profiles MS & DWGS



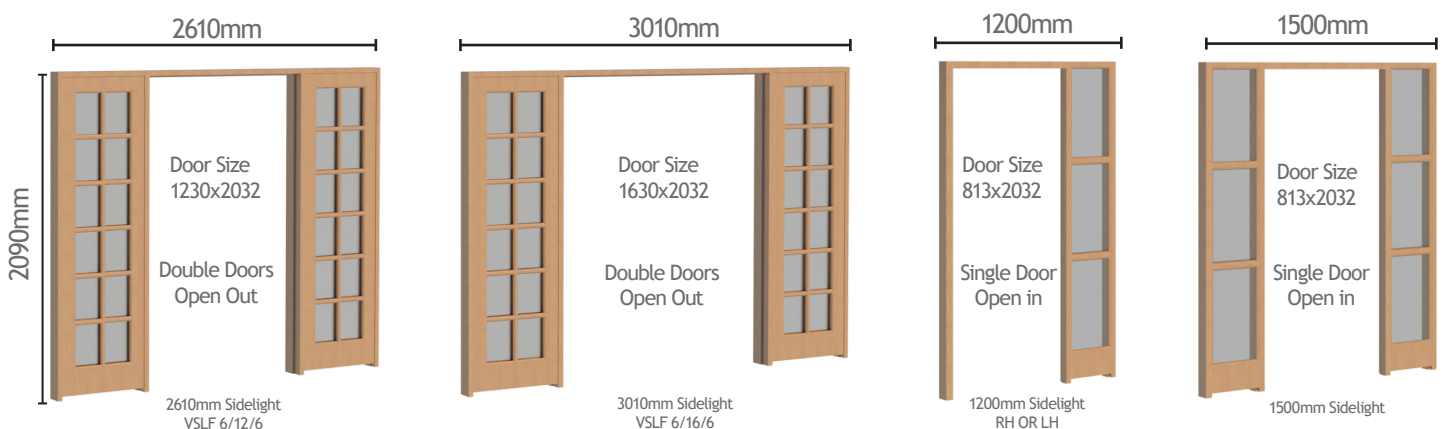
## Interior Jambliner Door Frames

Sizes available in 2 profiles JAMB 140 & 250



## Sidelight Frames

Specify on 1200mm sidelight if windows panes must be on the LH or RH (Viewed from outside)





# Panel Doors - Semi Exterior

## Recommended Door Application

- Suitable for infrequent and partial exposure.
- Door must not be fully exposed to direct sunlight and rain.
- An over hang above the door is recommended.
- Panel doors can be made to custom sizes.

## Vital Information

All doors should be fitted by a qualified carpenter. Ensure that your doors are sealed on all six sides, after your carpenter has trimmed them, to prevent excessive warpage and twisting. All exterior doors should have a weather bar fitted.



● 2 Panel Heavy  
813mm  
610mm



● 2 Panel Econo  
813mm  
762mm  
610mm



● 2 Panel Econo  
Cape Dutch  
813mm  
762mm



● 4 Panel  
Cape Dutch  
813mm



● 4 Panel  
813mm



● 5 Panel  
813mm



● 6 Panel  
813mm



● 8 Panel  
813mm



● 10 Panel  
813m



● 2 Panel HB  
813mm



● 4 Panel HB  
813mm



● 3 Panel HB  
Cape Dutch  
813mm



● 2 Panel Arch  
813mm



● 2 Panel Heavy  
610mm x 2  
1220mm (Double)



● 2 Panel Econo  
610mm x 2  
1220mm (Double)



● 2 Panel Arch  
610mm x 2  
1220mm (Double)





















# Slatted Doors - Semi Exterior

## Recommended Door Application

- E** Suitable for direct exposure once sealed / **G** Can be ordered pre-glazed.
- S** Suitable for infrequent and partial exposure.
  - Door must not be fully exposed to direct sunlight and rain.
  - An over hang above the door is recommended.
  - Slatted doors can be made to custom sizes.

## Vital Information

All doors should be fitted by a qualified carpenter. Ensure that your doors are sealed on all six sides, after your carpenter has trimmed them, to prevent excessive warpage and twisting. All exterior doors should have a weather bar fitted.

2032mm						
	<b>S</b> IVT Horizontal Marine Ply 900mm 813mm 762mm	<b>S</b> IVT 6 Slat Marine Ply 813mm	<b>S</b> IVT 6H1V Marine Ply 813mm	<b>S</b> Framed Horizontal Versa Wood 813mm	<b>S</b> IVT Horizontal G1 813mm	<b>E</b> BB Door Versa Wood 813mm
		STABLE DOOR	STABLE DOOR	STABLE DOOR	STABLE DOOR	STABLE DOOR
2032mm						
	<b>S</b> Arch Door Versa Wood 813mm	<b>S</b> BB Stable Versa-Wood 813mm	<b>S</b> BB Stable Marine Ply 813mm	<b>S</b> Horizontal Marine Ply 813mm	<b>S</b> 6 Slat Marine Ply 813mm	<b>G</b> Horizontal / GTOP Marine Ply 813mm
	STABLE DOOR	STABLE DOOR	STABLE DOOR	STABLE DOOR	STABLE DOOR	STABLE DOOR
2032mm						
	<b>S</b> 2 Panel Meranti 813mm	<b>S</b> 4 Panel Meranti 813mm	<b>G</b> G/TOP Meranti 813mm	<b>G</b> G9 Stable Meranti 813mm	<b>S</b> IVT NO 8 Marine Ply 813mm	<b>S</b> Carve 6 Meranti 813mm
	STABLE DOOR	STABLE DOOR	STABLE DOOR	STABLE DOOR	STABLE DOOR	STABLE DOOR




# Glass Doors - Semi Exterior

## Recommended Door Application

- Can be ordered pre-glazed.
- Suitable for infrequent and partial exposure.
  - Door must not be fully exposed to direct sunlight and rain.
  - An over hang above the door is recommended.
  - Glass doors can be made to custom sizes.

## Vital Information

All doors should be fitted by a qualified carpenter. Ensure that your doors are sealed on all six sides, after your carpenter has trimmed them, to prevent excessive warpage and twisting. All exterior doors should have a weather bar fitted.



G1  
813mm  
762mm  
610mm



G2  
813mm  
762mm  
610mm



G/TOP  
813mm  
762mm  
610mm



I18 Light  
813mm



G9  
813mm



G12  
813mm



Happy  
813mm  
762mm



3 Panel HB  
Cape Dutch  
813mm



3 Panel HB  
Oval  
Glass Top  
813mm



Nederburg  
813mm



Boschendal  
813mm



G1  
610mm x2  
1220mm



G2  
610mm x 2  
1220mm (Double)



Happy 610mm  
610mm x 2  
1220mm (Double)



12 Light  
610mm x 2  
1220mm (Double)



G8  
610mm x2  
1220mm (Double)



Glass Top  
610mm x2  
1220mm (Double)





















# Carve Range - Semi Exterior

## Recommended Door Application

- Suitable for infrequent and partial exposure.
- Door must not be fully exposed to direct sunlight and rain.
- An over hang above the door is recommended.
- Carve Range doors can be made to custom sizes.

## Vital Information

All doors should be fitted by a qualified carpenter. Ensure that your doors are sealed on all six sides, after your carpenter has trimmed them, to prevent excessive warpage and twisting. All exterior doors should have a weather bar fitted.

2032mm	<p>Supplied Stained</p>  <p>● MER TP1 WNB Meranti 813mm</p>	<p>Supplied Stained</p>  <p>● MER TP2 WNB Meranti 813mm</p>	<p>Supplied Stained</p>  <p>● MER TP3 WNB Meranti 813mm</p>	<p>Supplied Stained</p>  <p>● MER TP4 WNB Meranti 813mm</p>	<p>Supplied Stained</p>  <p>● MER TP5 WNB Meranti 813mm</p>	<p>Supplied Unstained</p>  <p>● Design No 34 Meranti 813mm</p>
2032mm	<p>Supplied Stained</p>  <p>● Carve 3 WNB Meranti 813mm</p>	<p>Supplied Unstained</p>  <p>● Carve 4 Meranti 813mm 610mm</p>	<p>Supplied Unstained</p>  <p>● Carve 6 Meranti 813mm</p>	<p>Supplied Stained</p>  <p>● Carve 6 WNB Meranti 813mm</p>	<p>Supplied Unstained</p>  <p>● Carve 7 Meranti 813mm</p>	<p>Supplied Unstained</p>  <p>● Carve 8 Meranti 813mm</p>
2032mm	<p>Supplied Unstained</p>  <p>● Carve 9 Meranti 813mm</p>	<p>Supplied Unstained</p>  <p>● Carve 10 Meranti 813mm</p>	<p>Supplied Unstained</p>  <p>● Carve 12 Meranti 813mm</p>	<p>Walnut Supplied Stained</p>  <p>● No 93 WN Meranti 813mm</p>	<p>Supplied Stained</p>  <p>● No 55 / 5 Panel Meranti 813mm</p>	<p>Supplied Stained</p>  <p>● No 79 Meranti 813mm</p>



# Semi Exterior Doors



## Recommended Door Application


- Suitable for infrequent and partial exposure.
- Door must not be fully exposed to direct sunlight and rain.
- An over hang above the door is recommended.

## Vital Information

All doors should be fitted by a qualified carpenter. Ensure that your doors are sealed on all six sides, after your carpenter has trimmed them, to prevent excessive warpage and twisting. All exterior doors should have a weather bar fitted.

# Tall Doors

Full range available in Kiaat, and Meranti. Tall Doors used with tall frame = 2380mm overall height





# Custom Doors



Entrance G/TOP No 54  
813x2032mm  
(various timbers available)



2700mm

Find inspiration from our many designs, or bring us your own idea and let us turn your vision of the perfect door into reality.

Custom Made Carve 13 1000x3000mm & TBAR.  
Standard Stock Carve 13 Design Varies Depending  
On Size.



# Barn Doors

## X BRACE VERSA-WOOD



Supplied Unstained  
1020mmx2100mm  
1020mmx2400mm

## Z BRACE VERSA-WOOD



Supplied Unstained  
1020mmx2100mm  
1020mmx2400mm

## Wheelset Options



Barn Door Handle  
BHAV12 320 BL



Latch for double door



Latch for single door



## 90mm Acetal Wheels



## 60mm Acetal Wheels



Acetal - is an engineering thermoplastic. It is lightweight, low friction and wear-resistant material with good physical and processing properties.

Barn Track Lengths 1500mm, 1800mm, 2000mm, 2100mm, 2400mm, 3000mm






# YOSO Entrance Doors



● YOSO 1.2 PIV Y1



● YOSO 1.2 PIV Y2



● YOSO 1.2 PIV Y3



● YOSO 1.2 PIV Y4



● YOSO 1.2 PIV Y6



● 2 Panel YOSO  
Marine Ply  
890x2120mm



● GTOP YOSO  
Marine Ply  
890x2120mm

Give your home warmth, personality, and style with a YOSO entrance door. Choose a design you like and select a range of standard aluminium colours and your choice of timber. Yoso entrance doors are pre-hung with locks, and handles pre-fitted.

Aluminium Colours: Bronze, White, Black, Silver, Charcoal

Timber Options: Kiaat, Marine Ply & Versa-Wood

Yoso doors can be made to custom sizes.

**The YOSO Range is semi-exterior, overhead cover is recommended**





# Elegance Range Pivots Doors

Van Acht's Elegance range is made from only the finest selected Kiaat wood; these doors are 60mm thick and pre-hung, with locks and handles already fitted. High-security locks are optional, and composite aluminium panels are available in various colours.

High Security Lock →



YE1321PE1-GG-K-RH  
Kiaat & Aluminium  
1305x2120mm



YE1321PE1-CHAM-K-LH  
Kiaat & Aluminium  
1305x2120mm



YE1321PE2-GG-K-RH  
Kiaat & Aluminium  
1305x2120mm



YE1321PE2-CHAM-K-LH  
Kiaat & Aluminium  
1305x2120mm



YE1321PE6-GG-K-LH  
Kiaat & Aluminium  
1305x2120mm

Elegance range doors available in a height of 2380mm and can be made to custom sizes.





# Pre -Hung Pivot Doors

Supplied Unstained



● VPH1200IVT HOR  
1290x2120mm



● VPH1200 CARVE 6  
1290x2120mm

Includes Tinted Glazing



● VPH1200IVT NO9  
1290x2120mm

Includes Tinted Glazing



● VPH1200IVT NO12  
1290x2120mm

Includes Tinted Glazing



● VPH1200IVT NO11  
1290x2120mm



● VPH1200NO55  
1290x2120mm



● VPH1200NO93  
1290x2120mm



● VPH1200NO45  
1290x2120mm




● Y1321 E5 GG MP RH  
1290x2120mm



● Y1321 E3 CHAM MP RH  
1290x2120mm

# Africa Range Pivot Doors



● No 31  
1200x2032mm



● No 90  
1200x2032mm



● No 47  
1200x2032mm



● Africa 2  
1200x2032mm



● Africa 4  
1200x2032mm




● Africa 6  
1200x2032mm



● Africa 14  
1200x2032mm



● Big Five  
1200x2032mm



● Leopard  
1200x2032mm



● Elephant  
1200x2032mm



# Panel Pivot Doors

## Recommended Door Application

- Suitable for infrequent and partial exposure.
  - Door must not be fully exposed to direct sunlight and rain.
  - An over hang above the door is recommended.
  - Pivot doors can be made to custom sizes.

## Vital Information

All doors should be fitted by a qualified carpenter. Ensure that your doors are sealed on all six sides, after your carpenter has trimmed them, to prevent excessive warpage and twisting. All exterior doors should have a weather bar fitted.



● G1  
Meranti  
1200x2032mm



● 2 Panel HB  
Meranti  
1200x2032mm



● 3 PGT HB  
Meranti  
1200x2032mm



● 4 Panel  
Meranti  
1200x2032mm



● 8 Panel  
Meranti  
1200x2032mm



● 12 Panel  
Meranti  
1200x2032mm



● 4 Panel Carve 9  
Meranti  
1200x2032mm



● Happy  
Meranti  
1200x2032mm



● 2 Panel HB  
Kiaat  
1200x2032mm



● 3 Panel HB  
Kiaat  
1200x2032mm



● 5 Panel  
Kiaat  
1200x2032mm



● 5 Panel  
Meranti  
1200x2032mm



● V1200 Carve 6 DSB  
Meranti  
1200x2032mm



● V1200 NO 91  
Meranti  
1200x2032mm



● V1200 NO 93  
Meranti  
1200x2032mm



# Marine Ply Pivot Doors

## Recommended Door Application

- Suitable for infrequent and partial exposure.
- Door must not be fully exposed to direct sunlight and rain.
- An over hang above the door is recommended.
- Pivot doors can be made to custom sizes.

## Vital Information


All doors should be fitted by a qualified carpenter. Ensure that your doors are sealed on all six sides, after your carpenter has trimmed them, to prevent excessive warpage and twisting. All exterior doors should have a weather bar fitted.

Supplied unstained without glass



• IVT Horizontal Marine Ply 1200x2032mm

Supplied unstained without glass




• IVT NO 2 Marine Ply 1200x2032mm

Supplied unstained without glass



• IVT No 4 Marine Ply 1200x2032mm

Supplied unstained without glass



• IVT NO 7 Marine Ply 1200x2032mm

Supplied stained with tinted glass & stainless steel handle




• IVT NO 8 Marine Ply 1200x2032mm

Supplied stained



• V1200 GD 3P ARCH HB Marine Ply 1200x2032mm

Supplied stained with tinted glass



• IVT NO 9 Marine Ply 1200x2032mm

Supplied stained with tinted glass




• IVT NO 11 Marine Ply 1200x2032mm

Supplied stained with tinted glass



• IVT NO 12 Marine Ply 1200x2032mm





# Interior Doors

Recommended Door Application

Vital Information






 Interior : For interior use only.

 Available in 813mm half hour fire door.

 Only marked interior doors can be custom made.


All doors should be fitted by a qualified carpenter. Ensure that your doors are sealed on all six sides, after your carpenter has trimmed them, to prevent excessive warpage and twisting. All exterior doors should have a weather bar fitted.

## All MDF (Medium Duty Fibre) doors available in 2320mm

<p>SUPPLIED IN WHITE</p>  <p> 2 Panel Deep Mould 813 / 762mm VENEER</p> 	<p>SUPPLIED IN WHITE</p>  <p> Chesterfield Deep Mould 813 / 762mm UNPAINTED</p> 	<p>SUPPLIED IN WHITE</p>  <p> Cape Dutch Deep Mould 813 / 762mm VENEER</p> 	<p>SUPPLIED IN WHITE</p>  <p> Townhouse Deep Mould 813 / 762mm UNPAINTED</p> 	 <p> Rothman MDF 813 / 762mm UNPAINTED</p> 	 <p> Okoume Veneer 813 / 762mm VENEER</p> 
 <p> INT 16 SLAT Horizontal 813 / 762mm UNPAINTED</p> 	 <p> Horizontal THCM 813 / 762mm UNPAINTED</p> 	 <p> INT 8 Slat Horizontal 813 / 762mm UNPAINTED</p> 	 <p> 6H1V MDF 813 / 762mm UNPAINTED</p> 	 <p> 6H MDF 813 / 762mm UNPAINTED</p> 	 <p> IVT Vert 6 Slat 813 / 762mm UNPAINTED</p> 
 <p> 2P5V MDF 813 / 762mm UNPAINTED</p>	 <p> 2P MDF 813 / 762mm UNPAINTED</p>	 <p> BI FOLD 15H MDF 813 / 762mm UNPAINTED</p>	 <p> 15H MDF 813 / 762mm UNPAINTED</p>	 <p> H2Panel MDF 813 / 762mm UNPAINTED</p>	 <p> Louvre 813 / 762 mm UNPAINTED</p>



# Cladding & Garden Gates



## Versa-Wood Cladding

They say trends come and go, but using wood cladding to elevate the appearance of buildings is favoured by many architects and is a timeless trend that has lasted throughout the ages.

Cladding can be extremely expensive as most of the products in the market undergo thermal modification, used to make the timber more durable and stable.

Van Acht searched the globe and eventually found the ultimate wood cladding (Versa-Wood) with exceptional qualities to use outdoors in South African weather conditions. Versa-Wood is natural timber without any thermal modifications making it a very affordable option for wooden cladding.

Versa-Wood is lightweight, durable, exceptionally resilient to bending and twisting, and has high water resistance. More bonus points for Versa-Wood are that woodworms and termites don't like it because of its high tannin content. In addition, the timber is light in colour with a smooth finish making it perfect for various staining options.

So why are you waiting? Join the trend and get creative with Versa-Wood cladding; endless possibilities exist.

Versa-Wood can be bought as individual planks in 3 meter lengths. (100 x 18 x 3000mm)

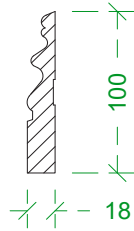




# Skirting



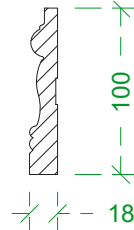
ALSO AVAILABLE IN 125MM HEIGHT



VMS1



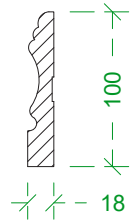
ALSO AVAILABLE IN 125MM HEIGHT




VMS2



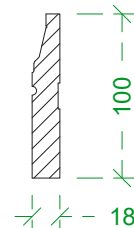
ALSO AVAILABLE IN 125MM HEIGHT



VMS3



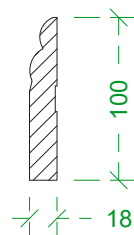
ALSO AVAILABLE IN 125MM HEIGHT




VMS4



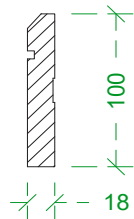
ALSO AVAILABLE IN 125MM HEIGHT



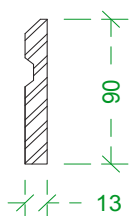
VMS5



ALSO AVAILABLE IN 125MM HEIGHT



VMS6



VMS7

## WHY FINGER JOINTING ?

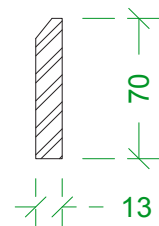
STRICT DEFORESTATION REGULATION BY THE FOREST STEWARDSHIP COUNCIL (FSC) ON TIMBER STATES THAT ONLY TIMBER FROM SUSTAINABLE FORESTS MAY BE USED.

AT VAN ACHT WE UTILIZE AND OPTIMISE TIMBER AS MUCH AS POSSIBLE TO PREVENT WASTE. ONE OF THESE METHODS OF OPTIMIZING TIMBER IS FINGER JOINTING SELECTED TIMBER.

## WHAT IS FINGER JOINTING ?

INSTEAD OF REJECTING OR THROWING AWAY GOOD PIECES OF TIMBER (BAD SPOT OR AREA) WE RATHER CUT OUT THAT PIECE AND FINGER JOINT ALL THE GOOD PIECES TOGETHER. HEREBY WE CAN ENSURE SELECTED GOOD QUALITY LONG LENGTHS OF TIMBER.

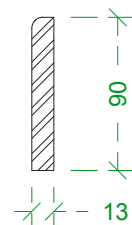
## NEW VMS8



## NEW VMSBN

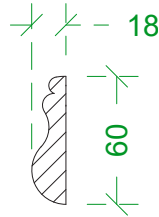


Available in 90 & 70mm

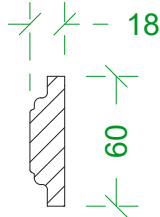




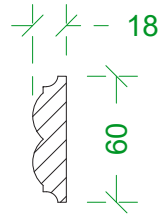
# Dado Rails & Corner Blocks



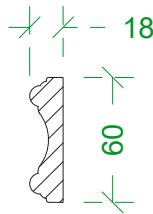
VMD1



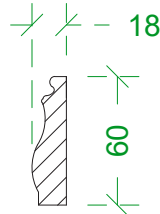
VMD2



VMD3




VMD4




VMD5

VER 125



VER 150



VER 190



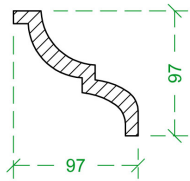
RIGHT: REPRESENTATION OF ALL THE PRODUCTS COMBINED ON A WALL. PRODUCTS INCLUDE SKIRTING AND CORNER BLOCK AT FLOOR LEVEL. DADO RAIL IN THE CENTRE OF THE WALL. ARCHITRAVES TO FINISH THE DOOR FRAME. →





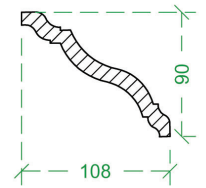
# Cornices

VCA02



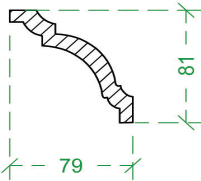
97X97X2000m

VCA08



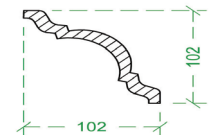
108X90X2000mm

VCA03



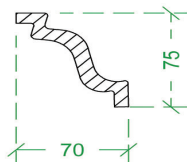
79X81X2000mm

VCA09



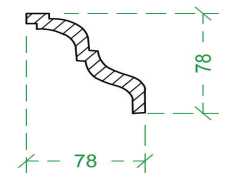
102X102X2000mm

VCA04



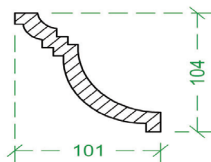
70X75X2000mm

VCA010



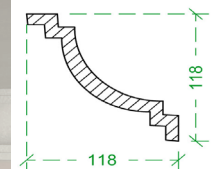
78X78X2000mm

VCA05



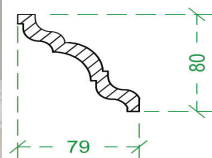
101X104X2000mm

VCA011



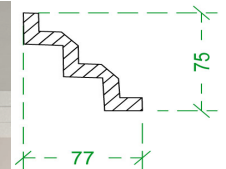
118X118X2000mm

VCA06



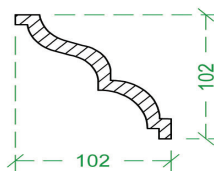
79X80X2000mm

VCA014



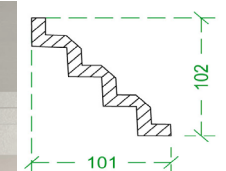
77X75X2000mm

VCA07



102X102X2000mm

VCA015



101X102X2000mm



# Handles & More

To view our full range of pull handles, lever handles, locks, hinges and so much more visit [www.revamponline.co.za](http://www.revamponline.co.za) or scan the QR code at the bottom of the page.



BHA1BZ 450



BHAV11 420



BHAV11 420 BLACK



BHAV3 BL



BRUSS22BL 400  
Available 920mm



BRUSS23BL 400  
Available 920mm



BHAV1 BL720  
also in 1400mm



BHAV5 730SS  
also in 400 & 1400mm



BHAV5 400BL  
also in 730 & 1400mm



BHAV8 460BL  
also BHAV7 320BL



BHAV4 300BL



BHAV6 400BL

Handles available in:  
BL - Black, SL - Silver, BR -Bronze, SS - Stainless Steel



+ 3 Lever Lock



Scan QR code to view full Brassware range and other products





## INSTALLATION GUIDELINES

### BEFORE INSTALLATION OF ANY VAN ACHT PRODUCT, ENSURE THAT :

- YOUR ORDER WAS MANUFACTURED TO YOUR EXACT SPECIFICATIONS.
- POSSIBLE DISCREPANCIES ARE REPORTED TO VAN ACHT IN WRITING, WITHIN 7 DAYS.
- ALL PRODUCTS MUST BE STORED ON A FLAT LEVEL SURFACE IN A WELL VENTILATED AREA UNDER COVER FROM RAIN OR SUN.
- ALL PRODUCTS MUST BE SEALED ON ALL 6 SIDES, BY APPLYING A SEALANT SUCH AS V-COAT.

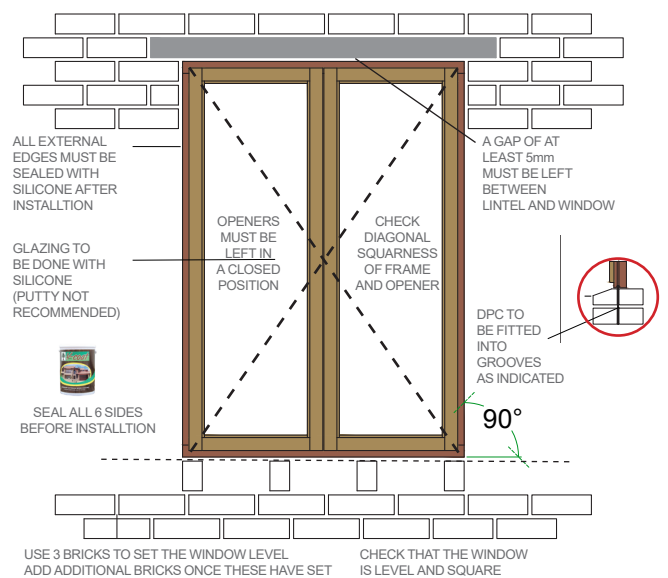
### DURING BUILDING AND INSTALLATION, ENSURE THAT:

- PRODUCTS ARE SUPPORTED TO PREVENT THE SILL AND TOP RAIL BENDING AND THAT THE WATERPROOFING MEMBRANE (DPC) IS CORRECTLY FITTED IN THE GROOVES PROVIDED.
- THE LOOSE END OF THE DPC IS TUCKED IN-BETWEEN THE TWO BRICK SKIN WALL.
- ALL OPENINGS BETWEEN WALLS AND JOINERY MUST BE SEALED WITH UV RESISTANT SILICONE AFTER INSTALLATION.
- PRODUCTS ARE PLACED IN THE OPENINGS LEVEL AND SQUARE.
- OPENERS ARE LEFT IN THE CLOSED OR LOCKED POSITION WHILE BUILDING COMMENCES.
- THE OUTSIDE WINDOW SILLS ARE BUILT IN UNDERNEATH THE BOTTOM OF THE WINDOW-NOT AGAINST IT.

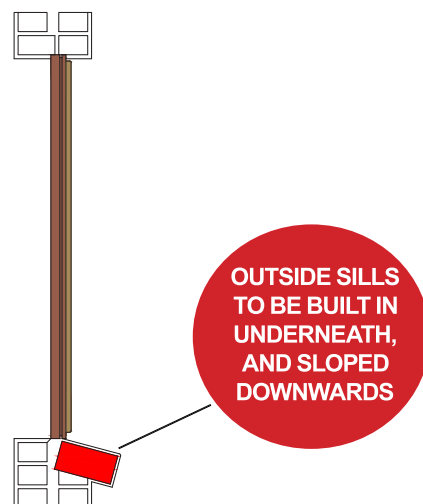
### AFTER BUILDING ENSURE THAT:

- ALL GLAZING BEADS ARE PAINTED OR SEALED ON ALL SIDES, INCLUDING CUT OUTS, AND REBATES.
- THE END GRAIN OF THE GLAZING BEADS HAVE BEEN SEALED.
- SILICONE IS USED TO SECURE THE GLASS TO THE WINDOW.
- ALL OPENINGS BETWEEN WALLS AND JOINERY ARE SEALED WITH SILICONE OR FOAM.
- ALL VAN ACHT WOODEN PRODUCTS SURFACES ARE SEALED WITH AN EXTERIOR GRADE SEALANT, IN ACCORDANCE WITH MANUFACTURERS SPECIFICATIONS.

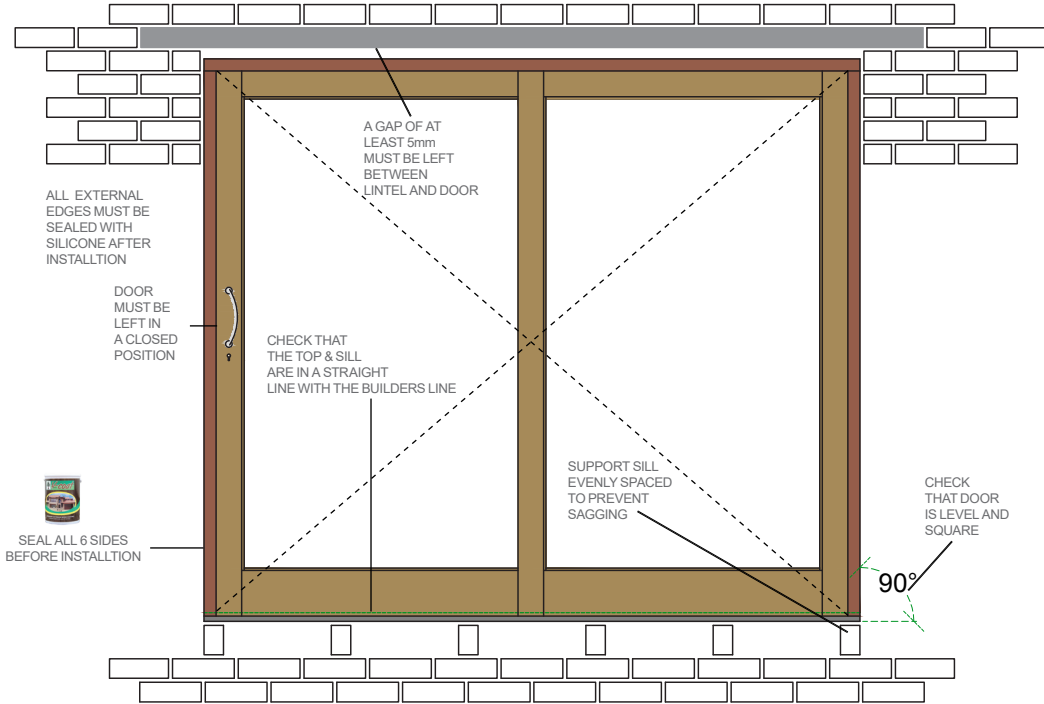
## WINDOW INSTALLATION GUIDELINES



## WINDOW INSTALLATION GUIDELINES



# SLIDING, FOLDING DOOR INSTALLATION GUIDELINES



## WEATHER BAR

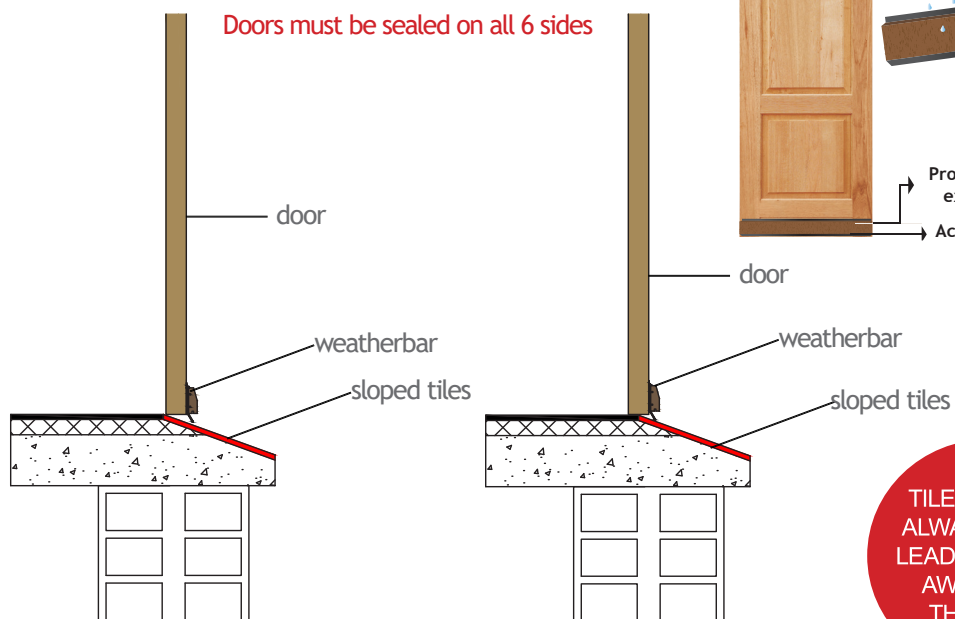
For your the protection of your door !

Affordable



## FINISHED FLOOR LEVELS FOR DOORS

SCAN THIS QR CODE FOR INFO ON DOOR INSTALLATION AND CARE.



Open OUT

Open IN

TILES SHOULD ALWAYS SLOPE, LEADING WATER AWAY FROM THE DOOR





Van Acht Kya Sand Showroom & Distribution Centre



Manufacturing Plant Factoria, Krugersorp

Randburg : 148 Industrial Rd, Kya Sand Randburg, JHB

Pretoria: 351 Calliandra Street, Montana Park

Klerksdorp: 2 Neethling Str, Elandsheuwel

Krugersdorp: Corner Barratt & Coppinger str, Factoria

Other products available from Van Acht

uPVC Windows & Doors



Aluminium Windows



Garage Doors



[www.vanacht.co.za](http://www.vanacht.co.za)  
[sales@vanacht.co.za](mailto:sales@vanacht.co.za)



011 708 2488

012 548 7672

018 462 0784

011 664 7192