



**VAN ACHT**

Glass and Aluminium

Since 1986

*Edition 6*



## Contents

Sliding Doors.....	3-6
Vista Sliding Folding.....	7,8
Hinged Doors.....	9
YOSO Doors.....	10
Casement 30.5mm Top Hung.....	11, 12
Casement 38mm Top Hung .....	13, 14
Casement 38mm Side Hung.....	15, 16
Window & Glazing Terminolgy.....	17,18





With great success, innovation and experience gained in the wooden window and door industry, it was only a natural process for the company to branch out, and expand our market to meet the growing demands of South-African homeowners today. At VAGA (Van Acht Glass and Aluminium) we strive to maintain the same quality and service with which we have been associated over the last 35 years.



# Patio Sliding Doors

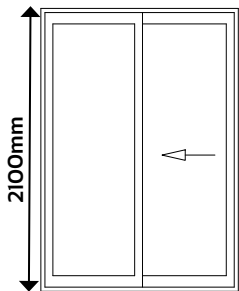


Please Note:  
Actual Sizes are 10mm  
smaller to accommodate  
fitment.

## Information & Special Features:

The patio sliding door range is also known as the contractors range or entry level range. Patio sliding doors are supplied with 5mm toughened safety glass, complying to SANS 10 400 (TSG) Part N glazing regulations and international standards.

### SINGLE SLIDING (OX / XO)

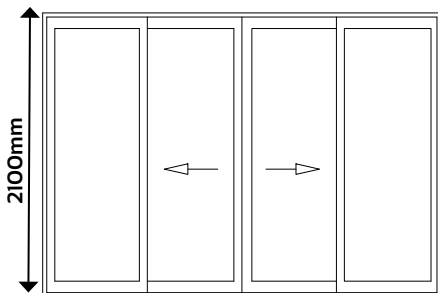


#### Available Widths

- 1500mm
- 1800mm
- 2100mm
- 2400mm
- 2700mm
- 3000mm

- O - Is the symbol for fixed panel
- X - Is the symbol for sliding panel
- LH or RH must specified when order is placed.
- Sliding windows available in the same configurations..
- Sliding window heights 900mm, 1200mm, 1500mm

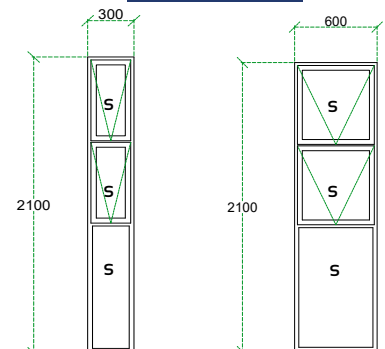
### DOUBLE SLIDING (OXXO)



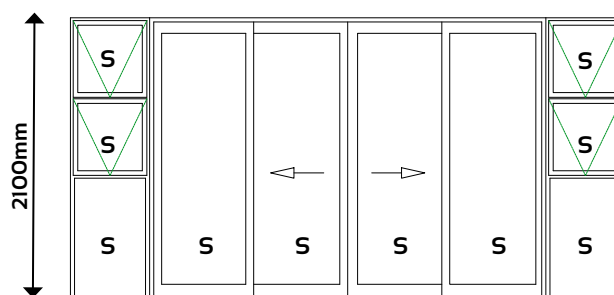
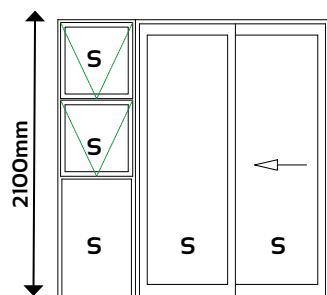
#### Available Widths

- 3000mm
- 3600mm
- 4200mm
- 4800mm
- 5400mm
- 6000mm

#### Standard Sidelights



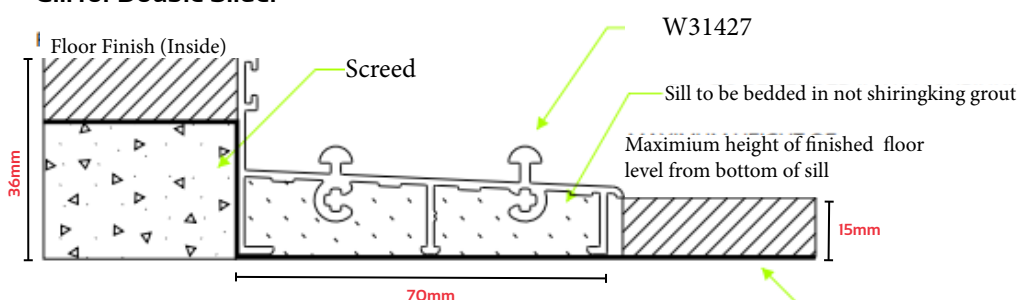
### SIDELIGHT OPTIONS



### Sliding Door Toplights

When adding toplights to a sliding door it will change the design and inertia's. Toplights need support (steel beam or lintle) If the width is > 2400mm. Please ask your consultant to custom design your sliding door when adding toplights.

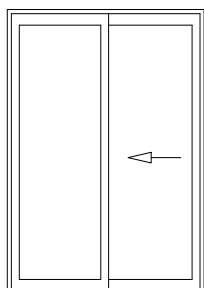
### Cill for Double Slider



# Palace Sliding Doors



## SINGLE SLIDING (OX / XO)



Available Width  
1500 mm - 3000mm

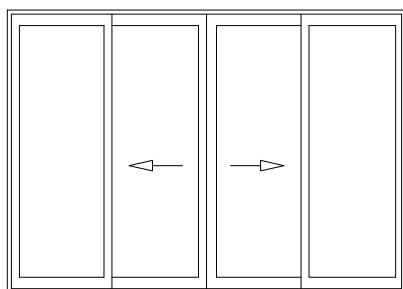
Available Height  
2100mm - 2700mm

## Information & Special Features:

The palace sliding door range is a higher end product for the homeowner. The palace range is made to Architect specifications. This range can be supplied with single or double glazing. Options of 60mm or 90mm doorstyles available.

- O - Is the symbol for fixed panel
- X - Is the symbol for sliding panel
- LH or RH must specified when order is placed.

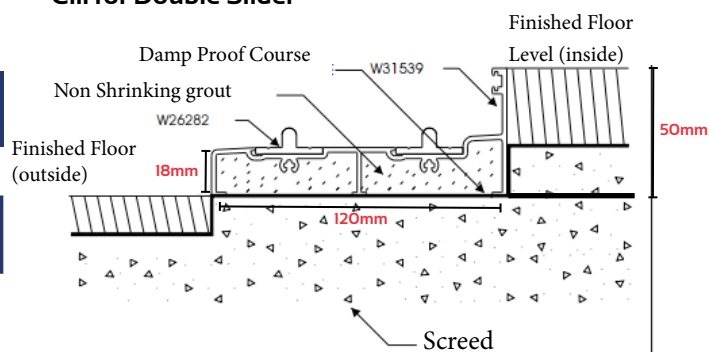
## DOUBLE SLIDING (OXXO)



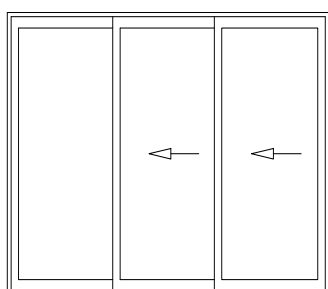
Available Width  
3000mm - 6000mm

Available Height  
2100mm-2700mm

### Cill for Double Slider



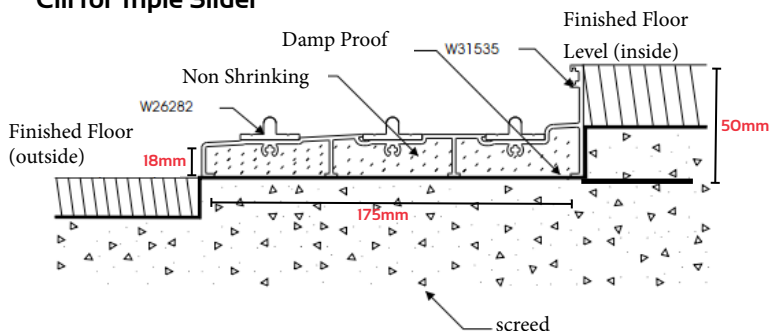
## TRIPLE SLIDING (OXX / XXO)



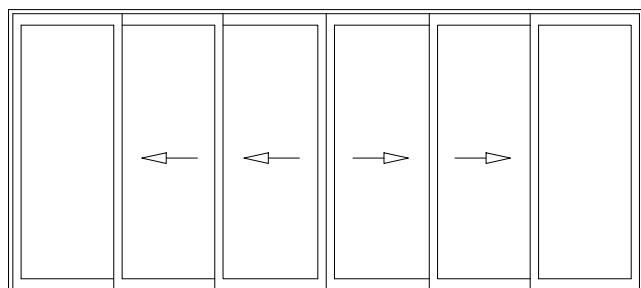
Available Width  
2600mm - 4400mm

Available Height  
2100mm-2700mm

### Cill for Triple Slider

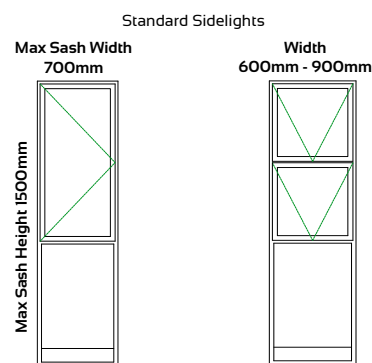


## DOUBLE TRIPLE SLIDING (OXXXXO)



Available Width  
4600mm - 6000mm

Available Height  
2100mm-2700mm



Clip 44 (Shopfront)

# Acacia Sliding Doors

## Information & Special Features:

The Acacia sliding system has been designed to encompass a wide range of opening sash applications and an unprecedented cavity slider feature, as well as single to multi slider options.

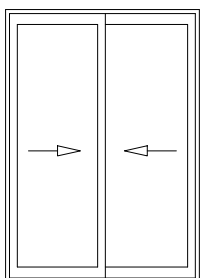
The system is also en-suite with a wide range of interlockers with I-xx Values ranging from 10 cm<sup>4</sup> to 180 cm<sup>4</sup>, allowing a wide range of height / span and wind load possibilities.

All machined elements are covered via moulded caps to ensure a high quality of finish Architects and client have come to expect.

In addition to this the system has a range of integrated sunscreen and louvre choices. In addition, integrated smooth running anti-rattle mouldings have been included in the design to ensure soundless ease of operation during the products life cycle.

- Single track single panel slider X  
(Typically in shutter or cavity applications)
- Single track double panel slider X-X  
(Typically in shutter or cavity applications)
- Double track double panel slider XX
- Double track four panel slider XX-XX
- Triple track three panel slider XXX
- Triple Track six panel slider XXX-XXX
- Multi track additions allows for sun shading, louvres and fly screens to be added to

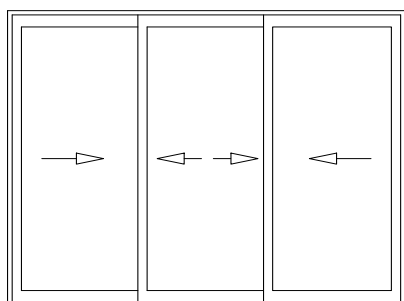
### SINGLE SLIDING (XX / XX)



Available Width  
1500 mm - 3000mm

Available Height  
2100mm - 2700mm

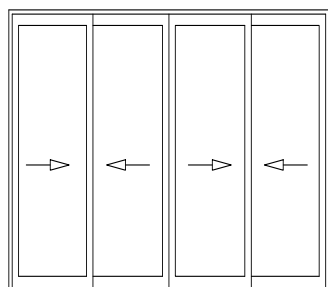
### DOUBLE SLIDING (XXXX)



Available Width  
3000mm - 6000mm

Available Height  
2100mm-2700mm

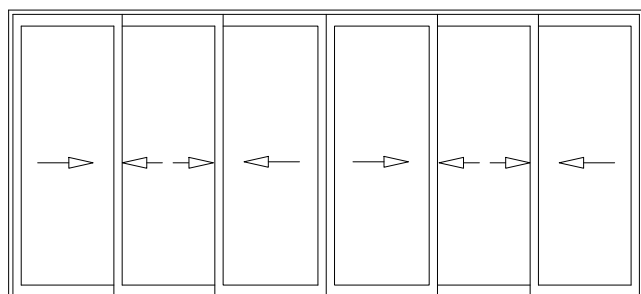
### TRIPLE SLIDING (XXX / XXX)



Available Width  
2600mm - 4400mm

Available Height  
2100mm-2700mm

### DOUBLE TRIPLE SLIDING (XXXXXX)



Available Width  
4600mm - 6000mm

Available Height  
2100mm-2700mm



# Acacia Sliding Doors

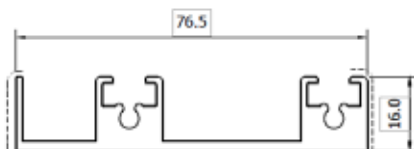


## Benefits

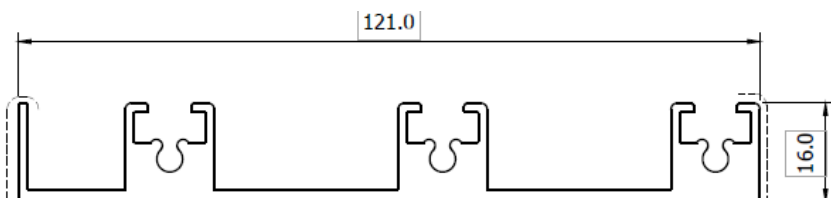
Various options are available for this system:

- Cavity slider, single, double, triple tracks and track extension options.
- Sun shading / louvres can be seamlessly integrated into any panel.
- Accessibility ramp.
- The system has been designed with a comprehensive range of punching tools to ensure fast track manufacturing and assembly, thereby maximizing fabricator efficiency.
- Acacia material is held in mill finish.
- Colour powder coating is available with a lead time of 7 – 14 working days.

## Acacia Profiles



Double flat track  
Code: SD5042  
Ixx :  $0.78\text{cm}^4$   
Iyy :  $24.14\text{cm}^4$



Triple flat track  
Code: SD5043  
Ixx :  $1.15\text{cm}^4$   
Iyy :  $87.12\text{cm}^4$

# Vista Sliding Folding Doors


## Information & Special Features:

The Vista sliding door range is available with either 60mm or 90mm door stiles. Various glazing option available like Low-E & double glazing.

- LH or RH to be specified when the order is placed.
- Stacking Windows available in the same configurations.
- Stacking Window Heights 900mm, 1200mm & 1500mm



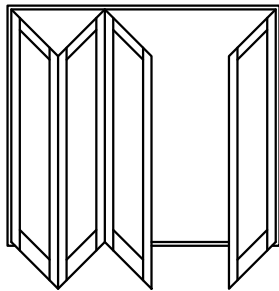
### 3 LEAF (L-R / R-L)



Available Width  
1800mm - 2700mm

Available Height  
2100mm - 2700mm


### 4 LEAF (L-R / R-L)



Available Width  
3000mm - 3600mm

Available Height  
2100mm - 2700mm

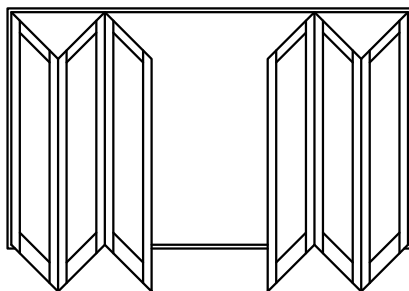
### 5 LEAF (L-R / R-L)



Available Width  
2400mm - 4200mm

Available Height  
2100mm - 2700mm


### 6 LEAF ( CENTRE OPENING-CO)



Available Width  
3000mm - 5100mm

Available Height  
2100mm - 2700mm

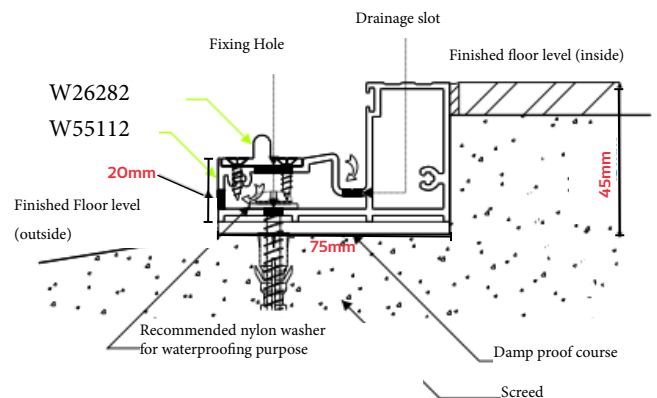
### 7 LEAF (L-R / R-L)



Available Width  
4800mm - 6000mm

Available Height  
2100mm - 2700mm

### Cill for Stacking Door





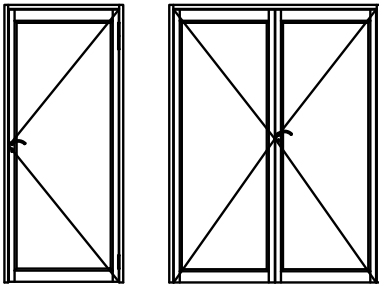


# Hinged Doors

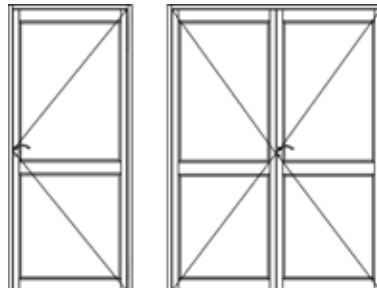
## Information & Special Features:

- Standard door style width is 60mm for 2100mm high doors.
- Sill options: with or without sill.
- Sill height 30mm
- Please specify if door should open inwards or outwards.
- Please specify if the handle must be on the left or right when standing outside.

G1 DOOR



G2 DOOR



## YOSO Hinged Doors

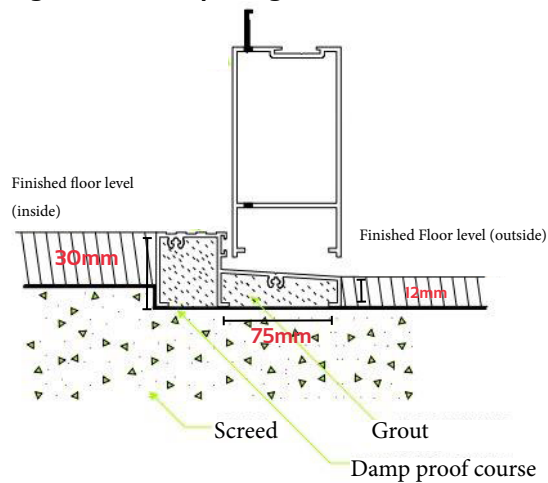


2 Panel YOSO  
Marine Ply  
900mmx2100mm



G10P YOSO  
Marine Ply  
900mmx2100mm

### Hinged Door – Opening Out





# YOSO Contemporary Doors



## Information and Special Features

The YOSO door range is a unique modern alternative to the plain glass front door. YOSO doors are supplied pre hung with handles & CISA Italian locks .

**Standard Sizes:** 1300x2100, 1600x2100, 1300x2380, 1600x2380


**Maximum Width:** 1600mm

**Timber Options:** Kiaat, Versa-Wood, Marine Ply

**Aluminium Frame Colours :** Standard colours , any other colours can be arranged on special request at additional costs.



YOSO 1.2 PIV Y1



YOSO 1.2 PIV Y2



YOSO 1.2 PIV Y3



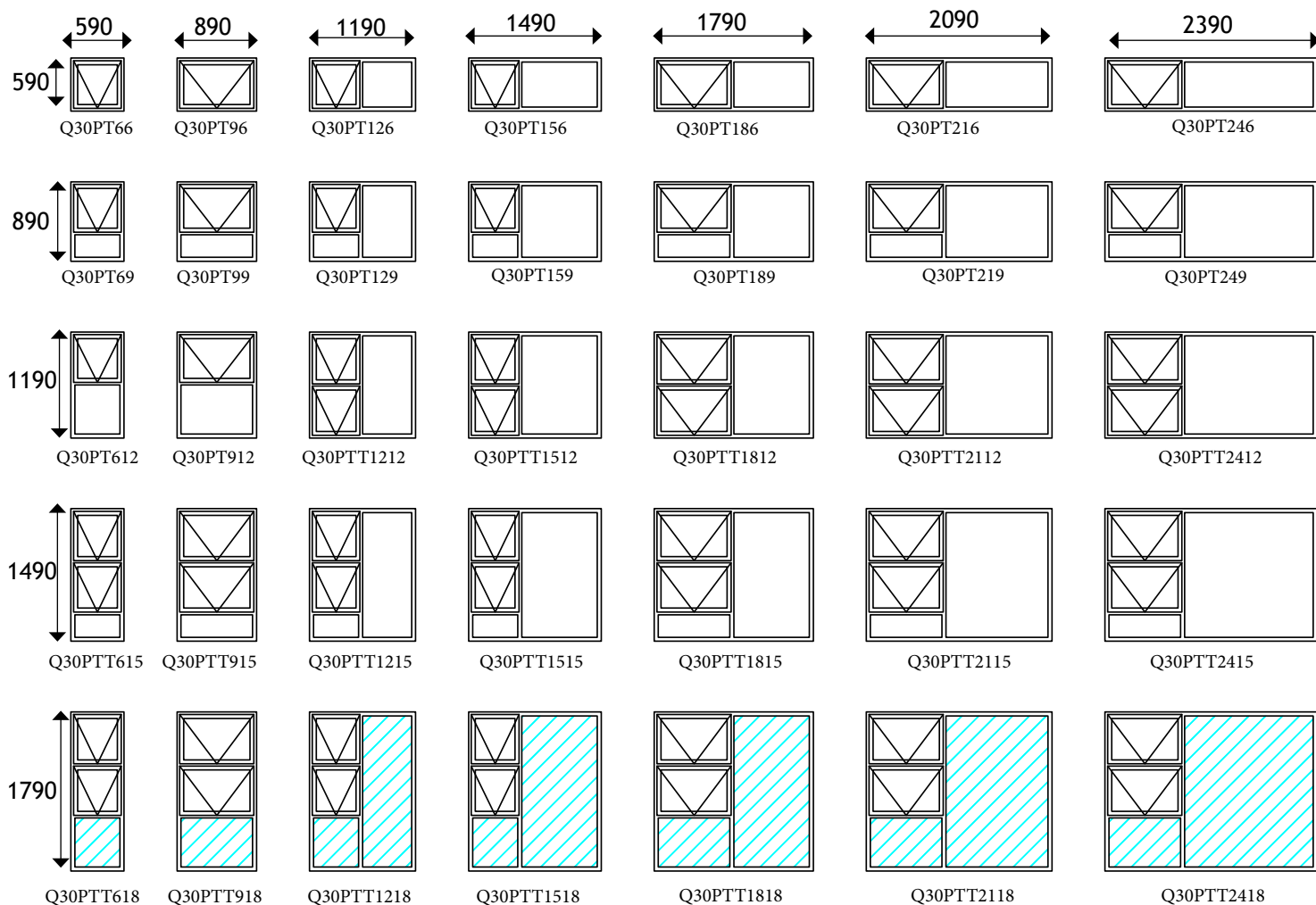
YOSO 1.2 PIV Y4



YOSO 1.2 PIV Y6



# Top Hung Windows Casement 30.5mm



 = Safety Glass 6.38

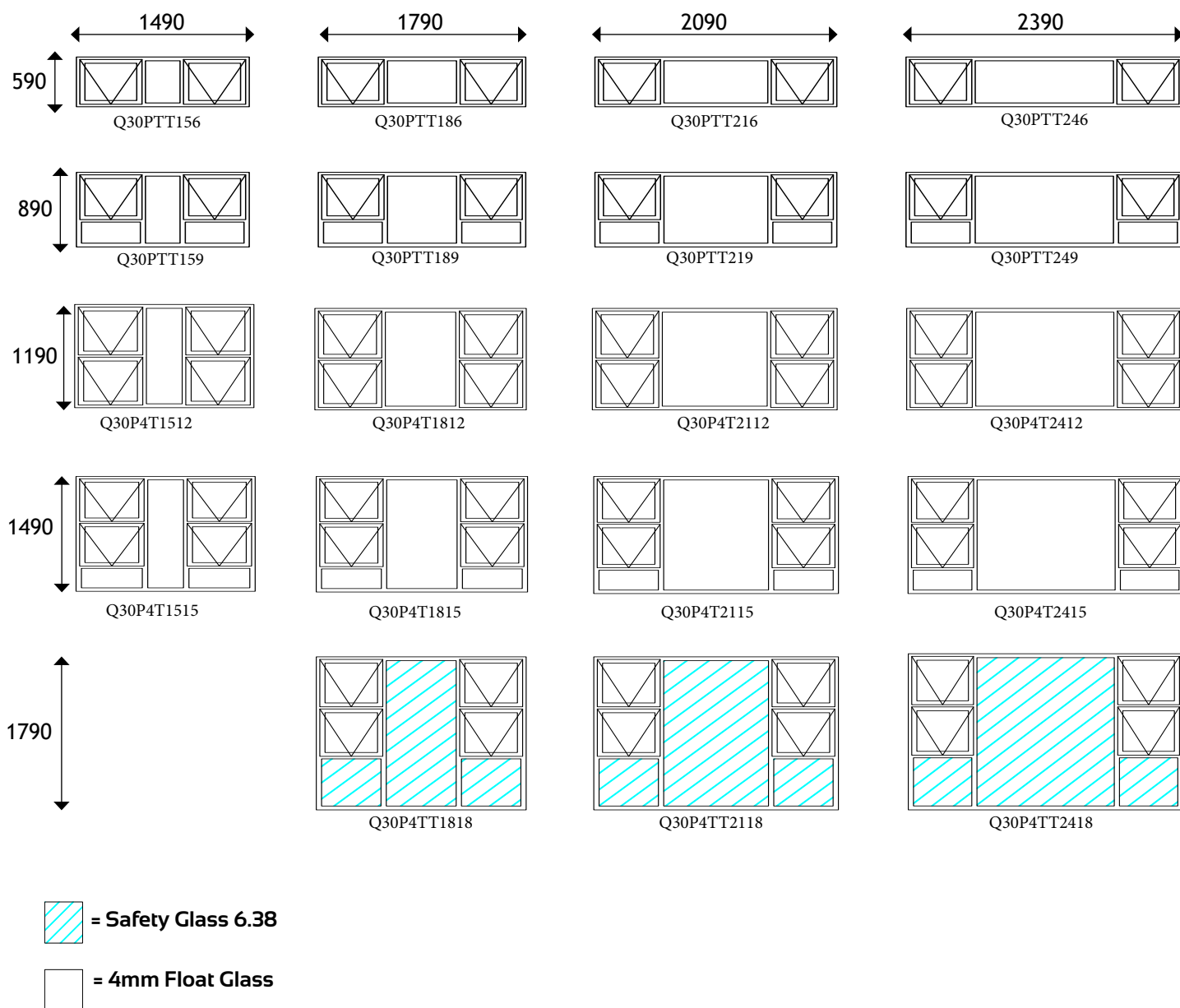
 = 4mm Float Glass

## STANDARD COLOURS



Maximum sash size:  
Width: 890mm  
Height: 590mm

# Top Hung Windows Casement 30.5mm



## Information & Special Features:

- High quality low cost single glazed window.
- For use in residential or architectural projects.
- Project top hung sashes on concealed friction stays, all sashes are fitted with draught seal to prevent water and air infiltration.
- Window corner are mechanically crimped and sealed.
- All windows come complete with fixing lugs, handles, stainless steel screws.
- VAGA 30.5 Casement windows are manufactured to N part glazing regulations and are fitted with high rise mullions where required.
- All hardware to coastal specifications of 304 stainless steel quality.
- Windows available in a PT (one sash) - PTT (two sash)  
-P4TT (4 sashes) configuration
- Viewed from the outside all sashes as a standard on the left hand side, if sashes are required on the right hand this needs to be specified.

# Top Hung Windows Casement 38mm

 PT63	 PT93	 PT123L/R	 PT153L/R	 PT183L/R	 PTT183
 PT66	 PT96	 PT126L/R	 PT156L/R	 PT186L/R	 PTT186
 PT69	 PT99	 PT129L/R	 PT159L/R	 PT189L/R	 PTT189
 PT612	 PT912	 PT1212L/R	 PT1512L/R	 PT1812L/R	 PTT1812
 PTT612	 PTT912	 PTT1212L/R	 PTT1512L/R	 PTT1812L/R	 P4T1812
 PTT615	 PTT915	 PTT1215L/R	 PTT1515L/R	 PTT1815L/R	 P4T1815
 PTT618	 PTT918	 PTT1218L/R	 PTT1518L/R	 PTT1818L/R	 P4T1818
 PTT621	 PTT921				

**Standard Colours**

BRONZE

WHITE

BLACK

SILVER

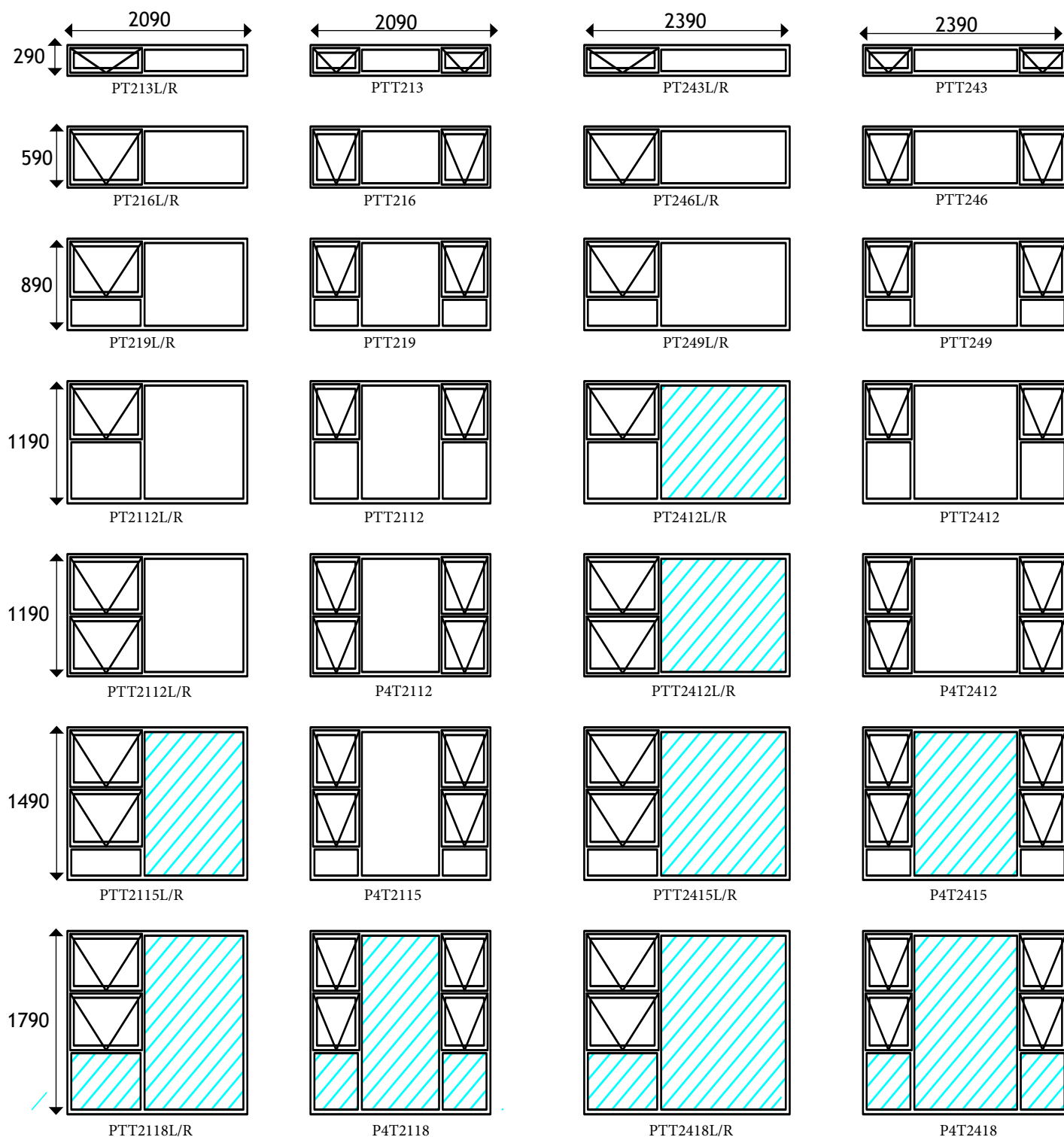
CHARCOAL

**= Safety Glass 6.38**

**= 4mm Float Glass**



# Top Hung Windows Casement 38mm

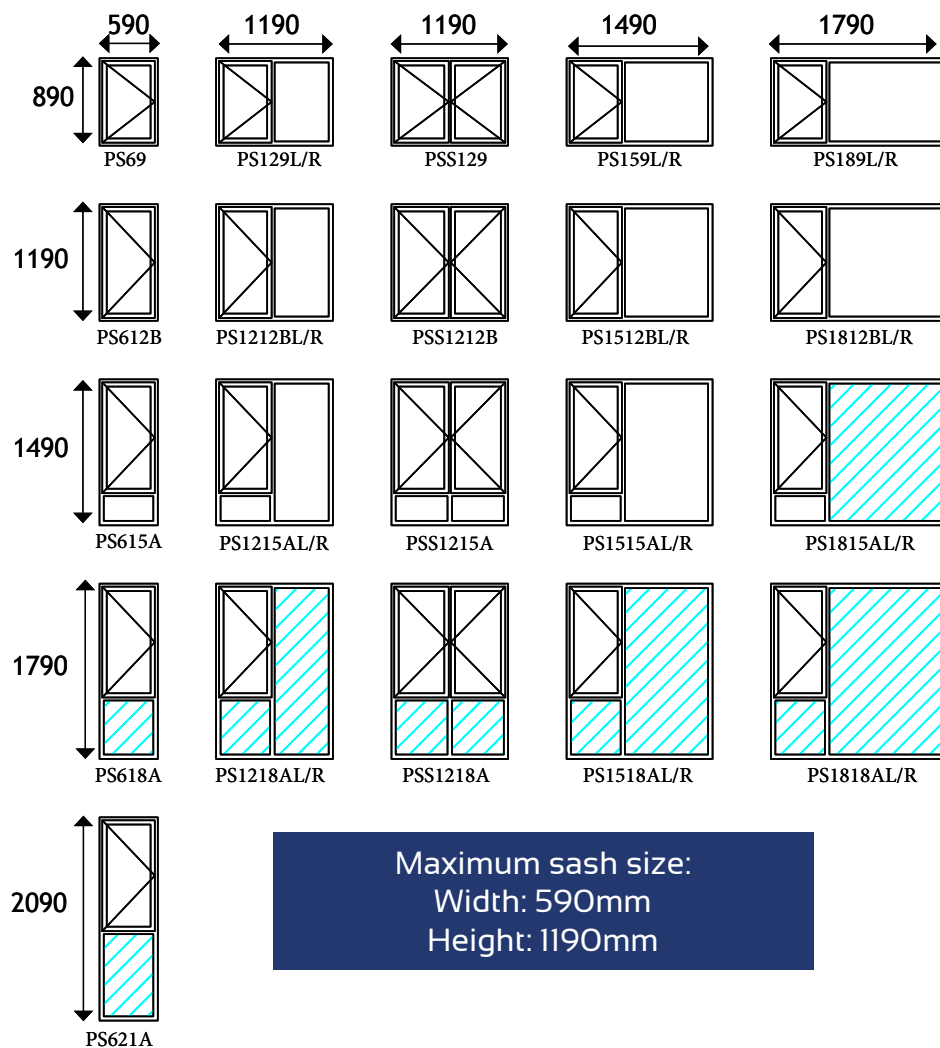


## Information & Special Features:

- High quality durable double or single glazed window.
- For use in residential or architectural projects.
- Project top hung sashes on concealed friction stays, all sashes are fitted with draught seal to prevent water and air infiltration.
- Window corner are mechanically crimped and sealed.
- All windows come complete with fixing lugs, handles, stainless steel screws.
- VAGA 38mm Casement windows are manufactured to N part glazing regulations and are fitted with high rise mullions where required.
- All hardware to coastal specifications of 304 stainless steel quality.
- Windows available in a PT (one sash) - PTT (two sash) -P4TT (4 sashes) configuration.
- Viewed from the outside all vents as a standard on the left hand side, if vents are required on the right hand this needs to be specified.

# Sidehung Windows Casement 38mm

## Standard Colours



Maximum sash size:  
Width: 590mm  
Height: 1190mm

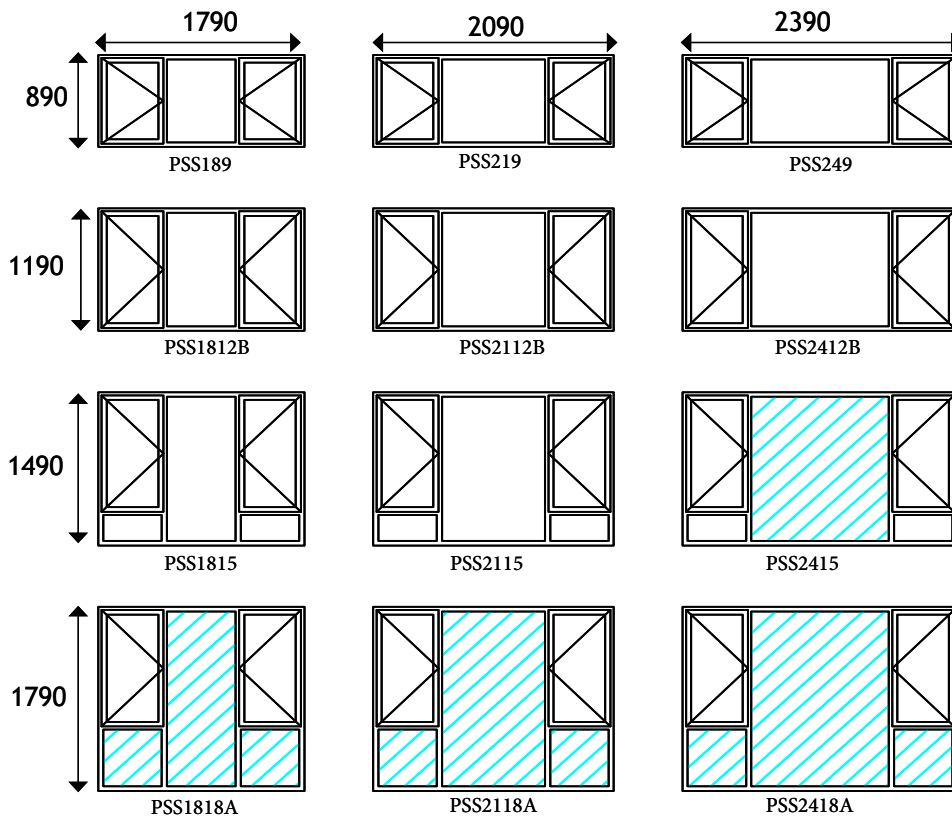
= Safety Glass 6.38

= 4mm Float Glass



# Sidehung Windows Casement 38mm

## Standard Colours



Maximum sash size:  
Width: 590mm  
Height: 1190mm

 = Safety Glass 6.38

 = 4mm Float Glass



## Information & Special Features:

- High quality durable double or single glazed window.
  - For use in residential or architectural projects.
  - Sidehung sashes are fitted with draught seal to prevent water and air infiltration.
  - Window corner are mechanically crimped and sealed.
  - All windows come complete with fixing lugs, handles, stainless steel screws.
  - VAGA 38mm Casement windows are manufactured to N part glazing regulations and are fitted with high rise mullions where required.
  - All hardware to coastal specifications of 304 stainless steel quality.
  - Windows available in a PS (one sash) - PSS (two sash)
- Viewed from the outside all sashes as a standard on the left hand side, if sashes are required on the right hand this needs to be specified.



# Window & Glazing Terminology

## **Casement window**

Term used to describe a conventional window, with a sash that is side or top hinged. Casement windows open outwards.

## **Sash**

Rail, stile and glass components joined together that form the venting capability of a window.

## **Sill/ Cill**

Horizontal member that forms the bottom of a window or door frame.

## **Single glazing**

Window or door with a single glass lite. Our Casement 30.5 window has single glazing with 4mm float translucent glass.

## **Double glazing unit**

A combination consisting of two glass panes enclosing a hermetically-sealed air space. This option is available on all our aluminium products except 30.5 Casement windows.

## **Float Glass/ Annealed glass**

A term of perfectly flat, clear glass. A more affordable glazing option commonly used with the 30.5 Casement single glazed windows.

## **Translucent**

Allowing glass to pass through diffusely.

## **Obscure Glass**

Any type of glass with uneven surfaces which offers light diffusion and privacy. Commonly used in bathrooms.

## **Tinting Options**

Tinting changes the color of the window and can increase visual privacy. The primary uses for tinted glass are reducing glare from the bright outdoors and reducing the amount of solar energy transmitted through the glass. There are many colour options available like clear, cool grey and many more, please discuss with your sales consultant to see samples of available options.

## **Sand-blasted glass**

This type of glass is produced by spraying sand at high velocities over the surface of the glass.

## **Safety Glass**

Glass which must have passed an impact test and either must not break or must break safely. Types of safety glass include laminated or toughened safety glass.

## **Laminated Glass**

Type of safety glass used for commercial and residential purposes. A combination of two or more glass sheets with one or more interlayers of plastic (PVB) or resin. In case of breakage, the interlayer holds the fragments together and continues to provide resistance to the passage of persons or objects. Commonly used for windshields, skylights and architectural applications.

Laminated 6.38mm glass is a safe, affordable glazing option for your home's fenestration, it also helps with sound insulation and provides some protection for your furniture and curtains due to EVA film used between sheets to block UV rays from the sun.

## **Toughened Glass**

Toughened glass is two or more times stronger than annealed glass, when broken it shatters into tiny small fragments which prevent major injuries. Toughened glass is usually used for unframed assembling, like frameless glass doors or when large windows that reach floor level.

# Window & Glazing Terminology

## Low-E Glass

Low-emission glass (Low-E) is a clear glass, which has a microscopically-thin coating of metal oxide. Applied to one side this allows the sun's heat and light to pass through the glass into the building at the same time it blocks heat from leaving the room, reducing the heat loss considerably.

## U-value

This is a measure of the rate of heat loss of a building component. It is expressed as watts per square metre, per degree Kelvin,  $W/m^2K$ .

## Air infiltration

Industry test that measures the amount of air leakage through a window or door (the lower the number the better)

## More on Double Glazing



## Advantages

### Comfort

Having double glazing will keep the heat out in summer, and keep the warmth in winter. Double glazing will keep the temperature in your home more stable.

### A Quieter Home

Double glazing can dramatically reduce noise pollution like barking dogs, or noisy neighbours or aircraft noise.

### Lower Energy Costs

Windows can severely impact your homes heating and cooling load. Up to 40% of a homes heating can be lost and 87% gained through the windows.

### Security

The majority of burglaries gain entry through windows and doors. Double glazing may deter would-be burglars.

**Enhance Your Homes Value & Reduce your carbon footprint.**

Kya Sand (Head office)  
148 Industrial Rd, Randburg, JHB  
Tel: 011 708 2488  
[sales@vanacht.co.za](mailto:sales@vanacht.co.za)

Pretoria (Montana)  
351 Calliandra Street, Montana Park  
Tel: 012 548 7672  
[nedine@vanachtmontana.co.za](mailto:nedine@vanachtmontana.co.za)

Klerksdorp  
2 Neethling str, Elandsheuwel  
Tel: 018 462 0784  
[chris@vanachtklerksdorp.co.za](mailto:chris@vanachtklerksdorp.co.za)  
[sheena@vanachtklerksdorp.co.za](mailto:sheena@vanachtklerksdorp.co.za)

Krugersdorp  
Corner Baratt & Coppinger str, Factoria  
Tel: 011 664 7192  
[miemie@vanachtkruger.co.za](mailto:miemie@vanachtkruger.co.za)  
[sipho@vanachtkruger.co.za](mailto:sipho@vanachtkruger.co.za)

[www.vanacht.co.za](http://www.vanacht.co.za)

