

MAGIS

Officina - Dining



by Ronan & Erwan Bouroullec

Ronan & Erwan Bouroullec



Profile:

Ronan Bouroullec (born in 1971) and Erwan Bouroullec (born in 1976) have been working together for more than twenty years now. Their collaboration is a permanent dialogue, nourished by their distinct personalities and a shared notion of diligence, with the intention to achieve greater balance and refinement.

In 1997, they presented their Disintegrated Kitchen at the Salon du Meuble in Paris, where it was spotted by Giulio Cappellini, who gave them their first industrial design commissions. The Bouroullecs have been working with Magis since 2004, designing three complete furniture collections – Striped, Steelwood and Officina – as well as additional projects such as Pila chair, Pilo table, Central and Tambour tables. These days, Ronan and Erwan Bouroullec design for numerous manufacturers, including Magis, Vitra, Kvadrat, Kartell, Established and Sons, Ligne Roset, Axor, Alessi, Issey Miyake, Cappellini, Mattiazzi, Flos, Mutina,

Hay and more recently Glas Italia and Iittala. They also continue to carry out their own experimental activity which is essential to the development of their work at Galerie kreò, Paris, where four exhibitions of their designs were held between 2001 and 2012. They also embark on occasional architectural projects.

Voted Designers of the Year at the Salon du Meuble in 2002, their other awards include the Compasso d'Oro won in 2011 for the Steelwood chair they designed for Magis.

Several exhibitions have been devoted to their work.


In 2012, Phaidon Press published *Works*, a comprehensive monographic book about Ronan and Erwan Bouroullec. Previously, two other monographs had been published about the Bouroullec brothers' design work: *Ronan et Erwan Bouroullec – Catalogue de Raison* (Paris: Images Modernes / kreò, 2002) and *Ronan et Erwan Bouroullec* (Paris: Phaidon Press, 2003).



Design and

Forging, the process used to shape iron, pressing it between the hammer and anvil, has a history that stretches back over millennia. Throughout the ages, this technique has been used to create an infinite number of everyday objects and decorative artefacts. The Officina collection explores the possibility of establishing a new creative language while working with an ancient fabrication process such as iron forging. The collection includes tables and low tables, chairs, low chairs, stools, benches, a series of accessories (from coat stands to a valet stand to candelabras and mirror) and upholstered pieces (two armchairs, an ottoman and two- and three-seater sofas). All these pieces feature a forged iron structure with the allure of a raw material handed down through the centuries, alive, with those slight imperfections that make each piece in this collection unique, with an unmistakably industrial feel, but combined with a profoundly refined and elegant spirit.

Ronan & Erwan Bouroullec



Engineering



“ The essence of wrought iron is imperfect, li-



vely and close to drawing techniques ”



Information



Product

CHAIR

Frame in wrought iron, galvanized or cathodically treated and painted in polyester powder. Seat and back in standard injection-moulded polypropylene with glass fibre added (suitable for outdoor use), in beech plywood, in polypropylene covered in premium-grade leather or in fabric (Kvadrat “Divina Mélange” and “Divina MD”).

STOOLS

Frame in wrought iron, galvanized or cathodically treated and painted in polyester powder. Seat in standard injection-moulded polypropylene with glass fibre added (suitable for outdoor use), in beech plywood, in polypropylene covered in premium-grade leather or in fabric (Kvadrat “Divina Mélange” and “Divina MD”).

TABLES

Frame in wrought iron, galvanized or cathodically-treated and painted in polyester powder. Tops in steel plate electro-galvanized and painted in polyester powder, in American walnut, in tempered glass or in Carrara marble. Versions for outdoor use also available.



CHAIR

Seat and back /

Polypropylene



Frame /	Seat /
Galvanized	Colours
Grey anthracite	Colours
Painted Brown	Colours

Beech plywood




Frame /	Seat /
Galvanized	Colours
Grey anthracite	Colours

Fabric



Frame /	Seat /
Galvanized	Fabrics
Grey anthracite	Fabrics

Leather




Frame /	Seat /
Galvanized	Leather
Grey anthracite	Leather

Materials /

Polypropylene /



Beech plywood /




Leather /




Fabric /




Frame in wrought iron /



Galvanized 5250

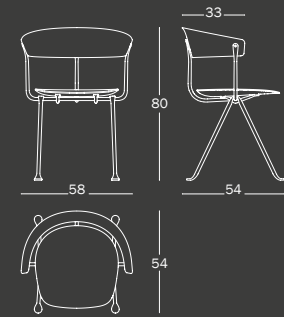


Grey anthracite 5142

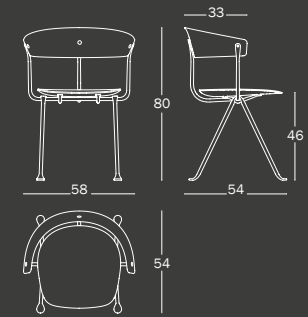


Painted brown 5146

Chair (polypropylene / fabric / leather)



Chair (beech plywood)



PRODUCT CARE

FABRIC /

Daily care and immediate stain removal will ensure that your wool upholstery will keep looking good for many years to come. It is normally sufficient to regularly vacuum and air upholstered product. Never use undiluted cleaning agents, bleaching agents, ammonia or soap intended for hard surfaces. As a general rule, many types of stain can be removed using warm water. For greasy stains, use a dry stain remover. For more insoluble stains (chewing gum, candle wax, etc.), use a plastic bag filled with ice to rub the stain until the substance has become friable. Use a clean flat blunt blade to delicately remove the substance. Be careful when using solvents, because these could dissolve the upholstery material beneath. Divina Melange/ Divina MD (Kvadrat)

LEATHER /

Regularly clean using a dry and soft rag. When needed, use products especially formulated for leather. Immediately dry after the treatment. Do not use abrasive sponges as they may leave scratches. Where there was a stain of ink or similar, use only the specific stick that is commonly available on the market. Avoid direct exposure to sunlight or heat sources.



WOOD /

When needed, use ph-balanced liquid soap especially formulated for wood, diluted in water. Do not use abrasive sponges, as they may leave scratches. Avoid using acidic products, solvents and products containing ammonia. Avoid exposure to sunlight as this may permanently discolour the surface.

POLYPROPYLENE /

We recommend using a soft rag, either dry or wet. When needed, use ph-balanced liquid soap diluted in water. Do not use abrasive sponges, as they may leave scratches. Avoid using acidic products, solvents and products containing ammonia. Periodic maintenance and cleaning allows the product to keep its original look and lengthens the duration of its performance.

WARNING

Do not use different cleaning products from the ones mentioned above. Do not use the product in an improper way. Do not place hot objects on it, sit down on the back, stand on the seat or use the product as a ladder. Once disused, please make sure this product is disposed in an environment-friendly way. For the fabric version: treat stains immediately, the longer they remain in the fabric, the harder it is to remove them. Before choosing a cleaning method, always try it out on a concealed part of the product. Magis is not liable for any damage to property or persons caused by an improper use of this product.



STOOL

Seat /

Polypropylene
h 75 / h 65



Frame / Galvanized
Grey anthracite

Seat / Colours

Beech plywood
h 75 / h 65



Frame / Galvanized
Grey anthracite

Seat / Colours

Fabric
h 75 / h 65



Frame / Galvanized
Grey anthracite

Seat / Fabrics

Leather
h 75 / h 65



Frame / Galvanized
Grey anthracite

Seat / Leather

Materials /

Polypropylene /




Grey Metallised 1761 C
Black 1763 C
Dark green 1555 C

Beech plywood /



Natural 7011
Black 7140

Fabric /



Kvadrat Divina Melange 120 / light grey
Kvadrat Divina MD 193 / dark grey

Leather /




Natural L-0090
Black L-0059

Frame in wrought iron /

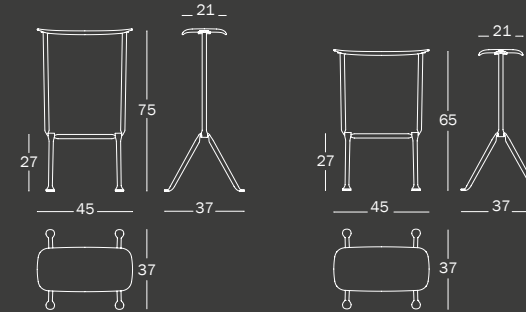


Galvanized 5250



Grey anthracite 5142

Stools



PRODUCT CARE

FABRIC /

Daily care and immediate stain removal will ensure that your wool upholstery will keep looking good for many years to come. It is normally sufficient to regularly vacuum and air upholstered product. Never use undiluted cleaning agents, bleaching agents, ammonia or soap intended for hard surfaces. As a general rule, many types of stain can be removed using warm water. For greasy stains, use a dry stain remover. For more insoluble stains (chewing gum, candle wax, etc.), use a plastic bag filled with ice to rub the stain until the substance has become friable. Use a clean flat blunt blade to delicately remove the substance. Be careful when using solvents, because these could dissolve the upholstery material beneath. Divina Melange/ Divina MD (Kvadrat)

LEATHER /

Regularly clean using a dry and soft rag. When needed, use products especially formulated for leather. Immediately dry after the treatment. Do not use abrasive sponges as they may leave scratches. Where there was a stain of ink or similar, use only the specific stick that is commonly available on the market. Avoid direct exposure to sunlight or heat sources.



WOOD /

When needed, use ph-balanced liquid soap especially formulated for wood, diluted in water. Do not use abrasive sponges, as they may leave scratches. Avoid using acidic products, solvents and products containing ammonia. Avoid exposure to sunlight as this may permanently discolour the surface.

POLYPROPYLENE /

We recommend using a soft rag, either dry or wet. When needed, use ph-balanced liquid soap diluted in water. Do not use abrasive sponges, as they may leave scratches. Avoid using acidic products, solvents and products containing ammonia. Periodic maintenance and cleaning allows the product to keep its original look and lengthens the duration of its performance.

WARNING

Do not use different cleaning products from the ones mentioned above. Do not use the product in an improper way. Do not place hot objects on it, sit down on the back, stand on the seat or use the product as a ladder. Once disused, please make sure this product is disposed in an environment-friendly way. For the fabric version: treat stains immediately, the longer they remain in the fabric, the harder it is to remove them. Before choosing a cleaning method, always try it out on a concealed part of the product. Magis is not liable for any damage to property or persons caused by an improper use of this product.



TABLES

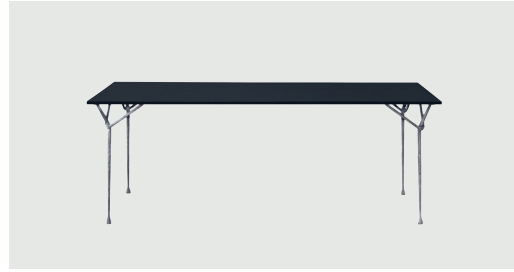
Table 280x95 / 240x95



Top /
Steel sheet black

Frame /
Galvanized 5250
Grey anthracite 5142

Table 200x90 / 90x90



Top /
Steel sheet black
American walnut

Frame /
Galvanized 5250
Grey anthracite 5142

Table Ø120



Top /
Smoked glass
American Walnut

Frame /
Grey anthracite 5142

Fratino 200x65 / 160x65



Top /
Carrara marble white
American walnut

Frame /
Galvanized 5250
Grey anthracite 5142

Bistrot 120x60x110 / 120x60x75



Top /
Steel sheet black
American walnut

Frame /
Galvanized 5250
Grey anthracite 5142

Bistrot 80x55x110 / 80x55x75



Top /
Steel sheet black
American walnut

Frame /
Galvanized 5250
Grey anthracite 5142

Frame in
wrought
iron /



Galvanized 5250



Grey anthracite 5142

Top /



Steel sheet
black



Carrara
marble
white



American
walnut



Smoked
glass

Table 280x95

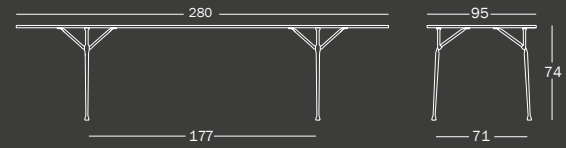


Table 240x95

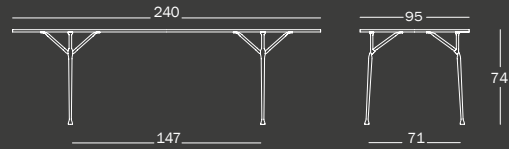


Table 90x90

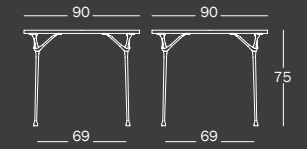
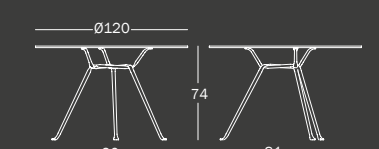


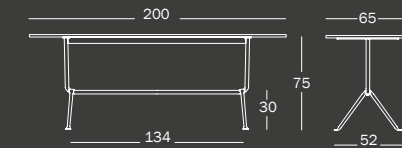
Table 200x90



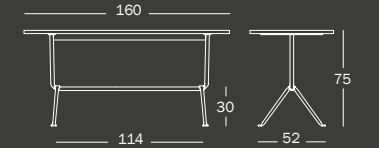
Table Ø120



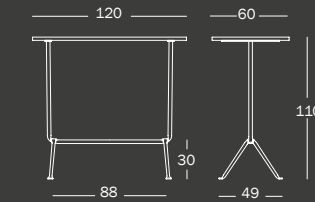
Fratino 200x65



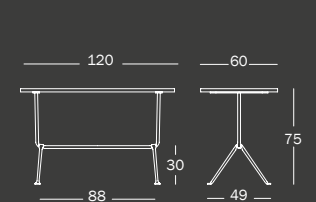
Fratino 160x65



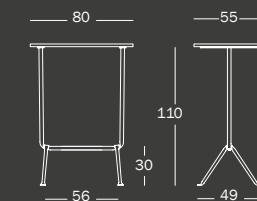
Bistrot 120x60x110



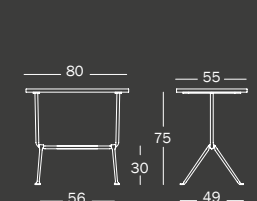
Bistrot 120x60x75



Bistrot 80x55x110



Bistrot 80x55x75





Console 120x40



Top / American Walnut
Frame / Grey anthracite 5142

Table Ø100



Top / Steel sheet black
Carrara marble white
American walnut
Frame / Galvanized 5250
Grey anthracite 5142
Galvanized 5250
Grey anthracite 5142
Grey anthracite 5142

Table Ø86



Top in beech plywood / Natural or black
Frame / Galvanized 5250
Grey anthracite 5142

Table Ø80



Top / Steel sheet black
Carrara marble white
American walnut
Frame / Galvanized 5250
Grey anthracite 5142
Galvanized 5250
Grey anthracite 5142
Grey anthracite 5142

Table Ø61



Top in beech plywood / Natural or black
Frame / Galvanized 5250
Grey anthracite 5142

Table Ø55



Top / Carrara marble white
American walnut
Frame / Galvanized 5250
Grey anthracite 5142
Galvanized 5250
Grey anthracite 5142

Frame in wrought iron /



Galvanized 5250 Grey anthracite 5142

Top /



Steel sheet black Carrara marble white American walnut beech plywood natural beech plywood black

Console 120x40

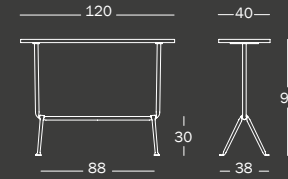


Table Ø100

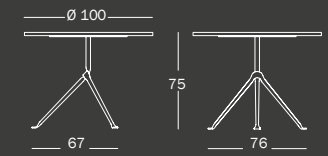


Table Ø86

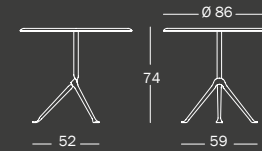


Table Ø80

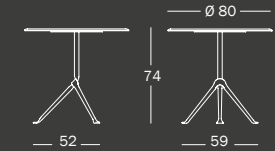


Table Ø61

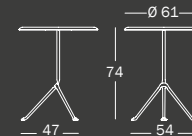
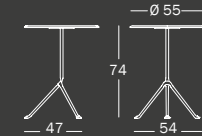


Table Ø55



PRODUCT CARE

We recommend using a soft rag, either dry or wet. When needed, use ph-balanced soap diluted in water. Do not use abrasive sponges as they may leave scratches. For tops in wood, we recommend using ph-balanced liquid soap especially formulated for wood, diluted in water. For tops in marble, please avoid using acid products. In case of contact of any acid substance with the marble surface, please remove it immediately. We recommend using water and Marseilles soap for marble cleaning. To remove greasy substances and various stains it is possible to use ammoniacs, denatured alcohol, bicarbonate and hydrogen peroxide. If you want to keep the original slate colour, you have to use a treating solution for slate every 3/6 months. If slate is kept inside the use of this treating solution is optional. Before using the treating solution, clean the surface with a damp cloth and if needed, a neutral soap. If persistent stains still remain, clean the tabletop with acetone and allow to dry. To remove scratches caused by a standard use of the top, rub the surface with a damp leather cloth. If slate is seriously scratched, it can be restored as follows: the damaged surface can be wiped with a plastic sponge, softly, to avoid damaging the natural roughness; deep scratches can be rubbed with a piece of rough sand paper first and then with a finer sand paper till the surface become more uniform. Any marks, signs or irregularities that may be visible on the stone tops are peculiarities of the materials and should not be considered as faults. Periodic and correct maintenance allows the product to keep its original aspect and lengthens the duration of its performance.

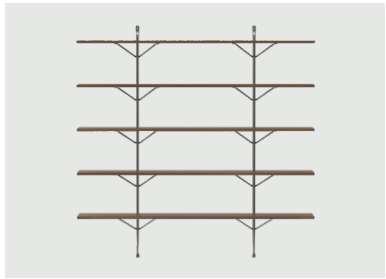
WARNING

We suggest to protect against bad weather conditions the versions in ash, as they are not recommended for outdoor use unless under cover. Do not use different cleaning products from the ones mentioned above. Do not use the product in an improper way. Do not place hot objects on it, stand on it or use the product as a ladder. Once disused, please make sure that this item is disposed of in an environmentally-friendly way.



OFFICINA BOOKCASE

100X35 / 200X35 / 100X55



Frame in wrought iron /
Grey anthracite 5142 /
Grey anthracite 5142

Shelves in MDF /
Painted black /
Walnut veneered

Materials /

Frame in wrought iron /



Grey anthracite 5142

Shelves in MDF /



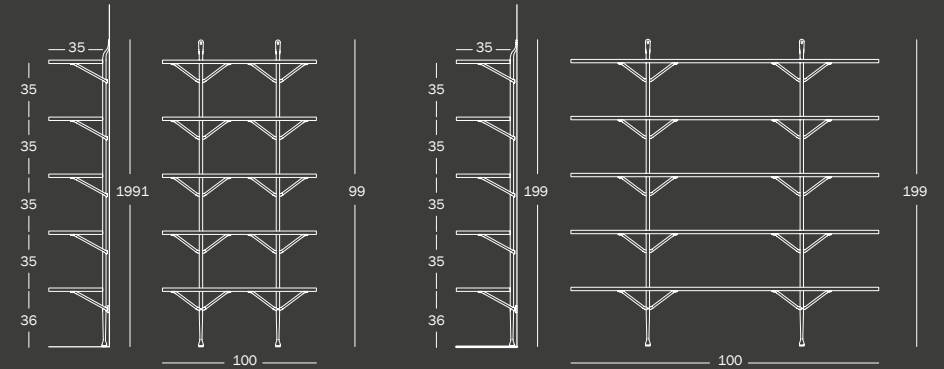
Painted black



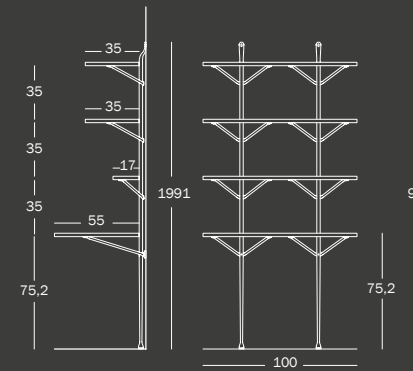
walnut veneered

100x35

200x35



100x55 desk



PRODUCT CARE

We recommend using a soft cloth, wet or dry. If necessary, use a mild liquid soap diluted in water, and a mild liquid soap specially formulated for wood diluted in water. Do not use abrasive sponges as they may scratch the product. Avoid the use of acidic products, solvents or products containing ammonia. We recommend cleaning the MDF shelves immediately, as letting stains dry can cause marks, streaks or damage to the surface. Particular care should be taken with highly coloured substances such as coffee, cola, tomato, wine and vinegar etc. Avoid exposure to direct sunlight. Proper regular maintenance will maintain the product's original appearance and prolong its lifespan.

WARNING

DO NOT use cleaning products other than those recommended above. DO NOT use the product in an improper way e.g. climb on it or use it as a ladder. Please make sure this product is correctly disposed of when no longer in use.

! Do not exceed the maximum load of 20 kg per shelf.



ALICE & ACCURAT

MAN RAY
VINTAGE IN ITALY

Impressionismo

LA STRADA
INTERNI VINTAGE OGGI

Manet

