

VICTORIAN BATHROOMS

— EST. 1989 —

BATHS



CELEBRATING THIRTY YEARS
30
SINCE 1989
OF EXCELLENCE

Prices quoted ex-works Cape Town, inclusive of VAT
Prices are subject to change without prior notice
Please verify current prices before ordering
01 October 2023

E&OE: To the best of Victorian Bathrooms' knowledge, the information in this document is correct.

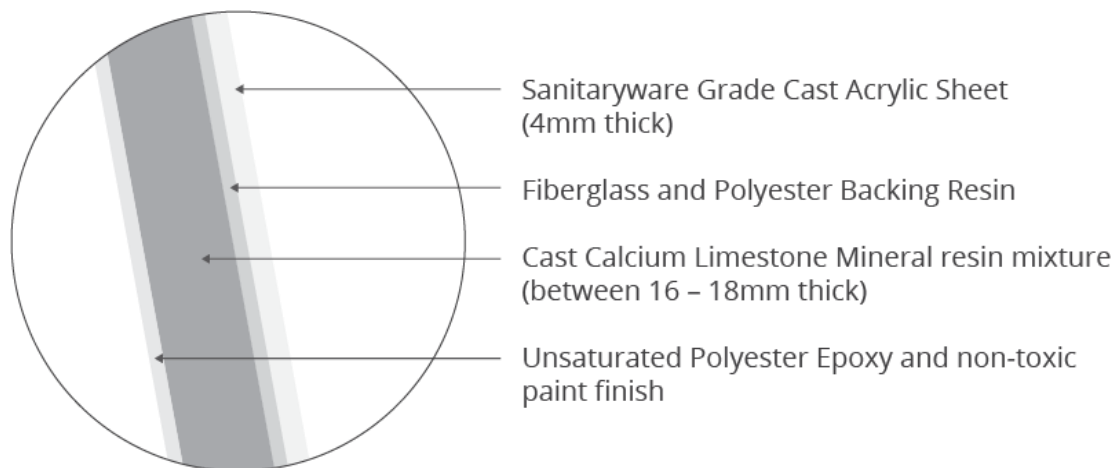
Freestanding Baths

Drawing inspiration from the past, Victorian Bathrooms has, since 1989, successfully manufactured freestanding baths locally to meet the design criteria we are asked of by interior designers and architects. Combining classic styling with functionality, we introduce you to a range of freestanding baths with soft, rounded contours and pleasing aesthetics.

Cast Acrylic Baths

Our bespoke range of baths is custom made by hand in Cape Town, enabling clients to own 'one of a kind' bath designs. The external surface of the bath, whilst normally in white, can be hand finished according to clients' requirements, either with sophisticated paint finishes, enhancing the shape and form of the bath, or with metals mirroring the natural patina of age.

The interior of the bath is manufactured from the best quality cast acrylic which is a combination of smooth non-porous high gloss acrylic sheet (providing a long lasting, shiny and durable surface) supported and reinforced by a strong casting of mineral composite resin. The baths will neither stain nor discolour and scratches that may occur can be removed. Baths manufactured with this combination are warm to the touch and highly heat retentive due to their 20mm thickness. This product carries a 20 year warranty against manufacturing defects.



Delivering of Baths

Crate & Freight Charges: The prices contained in this booklet are quoted ex-works Cape Town. For crating and freighting of baths please see the below table of charges.

Delivery Destination	Delivery/Freight Charge	Crating Charge
Cape Town & surrounds	Please confirm the delivery charges with your sales consultant	
Major cities outside of Cape Town	Delivery charge of approx. R1800	Crating charge (17004422) Price: R1 350
Outlying areas	Please confirm the freight charges with your sales consultant	Crating charge (17004422) Price: R1 350
International	Please confirm the freight charges with your sales consultant	Special crating required for export (17004423) Price: R1 665

Delivery Policy: Whilst Victorian Bathrooms will arrange delivery of baths to site, our responsibility is to the entrance of the property and not into the dwelling. We are neither insured against damage of the bath nor the property beyond the entrance. Please ensure that the relevant builder/plumber is on site to receive the bath and to move it onto the site.

Skirted Baths

Victorian Bathrooms' freestanding skirted baths provide a contemporary take on the classic bath designs. With their smooth skirted surrounds, their presence cannot be missed in any bathroom.

Bath plumbing is easier to hide within the skirt creating a clean and sophisticated feel to the bathroom setting.

Victorian Bathrooms offers an array of freestanding skirted baths, most of which can be customised with special paint finishes and metal skirts.



Image: Oslo bath in a painted metallic finish. Photographed at The Silo Hotel.

The Oslo Bath 1800mm

Inspired by the pared back style that characterises Scandinavian homes, Victorian Bathrooms are proud to introduce their latest bespoke bath, the Oslo.

The triple raised rings at the base and top of the skirt lend to a traditional yet modern trim to this exceptionally comfortable bath.

Dimensions:

Length: 1800mm

Width: 800mm

Depth: 480mm

Height: 630mm

Weight: 85kg

Tap holes: Optional with or without

Overflow: Yes – purchase separately

Construction: Cast acrylic interior

Customisation: See pages 18 – 20

Code: 17183004

Price: R33 950

Available in a matt or gloss white skirt



Behind the Oslo bath is a covered access panel for ease of installation and maintenance.



The Classique in Skirt 1600, 1700 & 1800mm

The Classique bath with its soft, comfortable curves and signatory moulded base, is highly sought after for bathrooms seeking a blend of tradition and modernity.

Available in 1600mm, 1700mm and 1800mm lengths.

The Classique 1600, 1700 and 1800 are also available as underslung or drop-in options – please see page 17 for more details.

Dimensions:

Length: 1600 / 1700 / 1800mm

Width: 800mm

Depth: 480mm

Height: 630mm

Weight: 62kg - 80kg

Tap holes: Optional with or without

Overflow: Yes – purchase separately

Construction: Cast acrylic interior

Customisation: See pages 18 – 20

1600mm
Code: 17184001
Price: R25 000

1700mm
Code: 17182009
Price: R32 000

1800mm
Code: 17182004
Price: R33 950



Behind the Classique bath is a covered access panel for ease of installation and maintenance.

The Luxe in Skirt 1800mm

The ample width of the Luxe bath makes it ideally suited for two persons, yet not too long should it be used singularly.

This is an extremely comfortable and elegant bath.

The Luxe bath can be made available to accommodate four tap holes should it be required.

Dimensions:

Length: 1800mm

Width: 945mm

Depth: 480mm

Height: 640mm

Tap holes: With* or without

Overflow: Yes – purchase separately

Construction: Cast acrylic interior

Customisation: See pages 18 – 20

*Optional 4 tap hole conversion:

Code: 17181013

Price: additional R2 950

Code: 17181006

Price: R45 950



Behind the Luxe bath is a covered access panel for ease of installation and maintenance.



The Bateau in Skirt 1810mm

The Bateau bath is becoming increasingly popular as a statement piece in many modern bathrooms. Whilst a feminine design in many respects, the Bateau also exhibits strength and a powerful energy.

Originating from France towards the end of the 1800's, the Bateau bath is deep and symmetrical with rises at both sides. Taps are either wall mounted or installed on over rim standpipes.

Taps cannot be installed on the rim of the bath as this is too narrow.

Dimensions:

Length: 1810mm

Width: 810mm

Depth: 480mm

Height: 640 - 720mm

Weight: 85kg

Tap holes: Without

Overflow: Yes – purchase separately

Construction: Cast acrylic interior

Customisation: See pages 18 – 20

Code: 17180000

Price: R39 950



The Chaise Slipper Bath 1500 & 1700mm

A superbly comfortable bath where one end is raised and sloped creating a comfortable lounging position.

This skirted bath has a high gloss interior and smooth white moulded exterior.

Dimensions:

Length: 1500 / 1700mm

Width: 750mm

Height: 600 - 850mm

Weight: 85kg

Tap holes: With or without

Overflow: Yes – purchase separately

Construction: Cast acrylic interior

Customisation: See pages 18 – 20

1500mm

Code: 17177708

Price: R29 950

1700mm

Code: 17004400

Price: R29 950



The Protea Bath

The Protea bath is traditional in design with modern features. This bath is ideal for the budget conscious without compromising on style.

Available in a 1700mm length only. This bath features a flat top in a straight white skirt and is available with or without tapholes. This bath is made with a Euro-white sanitary grade acrylic sheet and has a 10 year guarantee.

Dimensions:

Length: 1700mm

Width: 800mm

Depth: 440mm

Height: 624mm

Tap holes: With or without

Overflow: Yes – purchase separately

Construction: Cast acrylic interior

Customisation: Spray painted exterior only. See page 20

Code: 17282000

Price: R17 950



Behind the Protea bath is a covered access panel for ease of installation and maintenance.

Baths on Feet

Freestanding baths on feet provide timeless elegance. They are iconic fixtures in bathroom design and work equally well in traditional or modern settings.

Victorian Bathrooms has a selection of four bath feet however due to the unique moulding of each bath, only specific feet can be attached to the respective baths.



Art Deco



Edwardian



Imperial



Victorian



Customisation – Polished Aluminium Feet

All feet options are available in a polished aluminium finish.

Polished aluminium finish

Code: 17004416

Price: additional R1 900



Customisation – Aged Brass Feet

All feet options are available in an aged brass finish.

Aged brass finish

Code: 17004416 / BRASS040

Price: additional R2 660



Image: Paddington bath on polished aluminium Edwardian feet in Rising Red painted finish

The Classique on Feet 1600, 1700 & 1800mm

The Classique, an extremely comfortable, versatile freestanding bath, is available in two lengths and with a choice of three feet to suit many décor styles from country to sophisticated.

The Classique 1600, 1700 and 1800 are also available as underslung or drop-in options – please see page 17 for more details.

Dimensions:

Length: 1600 / 1700 / 1800mm

Width: 800mm

Depth: 480mm

Height: 610mm

Weight: 60kg

Tap holes: With or without

Overflow: Yes – purchase separately

Construction: Cast acrylic interior

Customisation: See pages 10 & 20

Art Deco Foot

1700mm	1800mm
17182017	17182018
R21 950	R22 950




Victorian Foot

1600mm	1700mm	1800mm
17184002	17177803	17177903
R19 000	R19 950	R20 950



Imperial Foot

1700mm	1800mm
17182019	17182016
R21 950	R22 950



The Bateau on Feet 1810mm

The Bateau bath without the skirt, reveals the underside of this elegant bath.
Full access to plumbing is possible with this style of bath.

The foot enhances the lines of the Bateau, creating perfect symmetry.
Choice of two styles of feet – the Art Deco Foot (see image below on page) and the Imperial Foot.

Dimensions:

Length: 1810mm
Width: 810mm
Depth: 480mm
Height: 610 - 690mm
Weight: 60kg

Tap holes: Without
Overflow: Yes – purchase separately
Construction: Cast acrylic interior
Customisation: See pages 10 & 20



Art Deco Foot

1810mm
Code: 17181007
Price: R29 000



Imperial Foot

1810mm
Code: 17181008
Price: R29 950



The Chaise on Feet 1500 & 1700mm

The Chaise bath on feet is a superbly comfortable bath where one end is raised and sloped creating a comfortable lounging position.

The 1500mm Petite Chaise is perfect when floor space is limited.
Choice of two styles of feet.

Dimensions:

Length: 1500 / 1700mm
Width: 750mm
Height: 570 - 790mm
Weight: 60 – 65kg

Tap holes: With or without
Overflow: Yes – purchase separately
Construction: Cast acrylic interior
Customisation: See pages 10 & 20



Art Deco Foot

1500mm	1700mm
17177707	17004409
R22 950	R23 950



Victorian Foot

1500mm	1700mm
17177701	17177702
R19 950	R20 950



The Paddington on Feet 1450mm

The Paddington bath is especially designed for small spaces being extra short, yet with a sense of spaciousness due to its extra depth.

The Paddington can either be fitted with Edwardian or Imperial feet.

Dimensions:

Length: 1450mm
Width: 800mm
Depth: 500mm
Height: 650mm
Weight: 60kg

Tap holes: With or without
Overflow: Yes – purchase separately
Construction: Cast acrylic interior
Customisation: See pages 10 & 20



Edwardian Foot
17140053
R17 950



Imperial Foot
17140055
R20 950



The Victorian Roll Top on Feet 1535, 1685 & 1800mm

The traditional single ended roll top bath with white Edwardian feet.

High gloss interior and smooth exterior.

Edwardian foot only.

Dimensions:

Length: 1535 / 1685 / 1800mm

Width: 730mm

Depth: 420mm

Height: 570mm

Tap holes: With or without

Overflow: Yes – purchase separately

Construction: Cast acrylic interior

Customisation: See pages 10 & 20



1535mm

Code: 17150003

Price: R19 950

1685mm

Code: 17170000

Price: R20 950

1800mm

Code: 17170003

Price: R21 950



The Protea on Feet 1700mm

The Protea bath is traditional in design with modern features. This bath is ideal for the budget conscious without compromising on style.

Available in a 1700mm length only. This bath features a flat top on cast resin Imperial feet only and is available with or without tapholes. This bath is made with a Euro-white sanitary grade acrylic sheet and has a 10 year guarantee.

Dimensions:

Length: 1700mm
Width: 800mm
Depth: 440mm
Height: 580mm
Weight: 47kg

Tap holes: With or without
Overflow: Yes – purchase separately
Construction: Cast acrylic interior
Customisation: Spray painted exterior only. See page 20



Imperial Foot
Code: 17281000
Price: R13 950



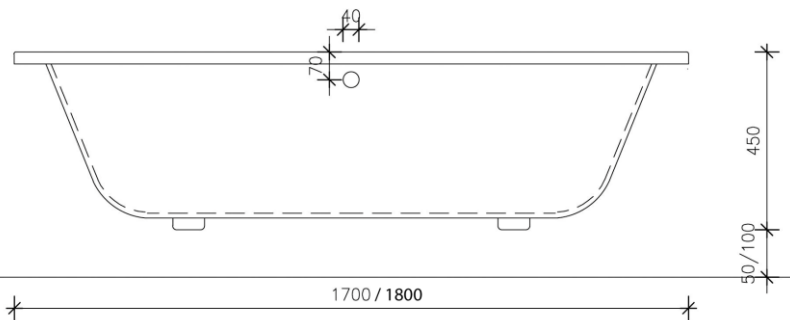
Underslung & Drop-in Baths

For those who desire a built-in bath, Victorian Bathrooms offers their Classique 1700mm and 1800mm baths as either an underslung or drop-in option. The Classique bath has soft, comfortable curves and is highly sought after for bathrooms seeking a blend of tradition and modernity.

The rim of an underslung bath is flat as it is installed underneath the deck material, making the rim of the bath invisible. The rim of a drop-in bath however is rounded as it placed into an opening in the deck, making the rim visible above the deck, and is supported by the bathroom floor (not hanging from the rim).

The underslung bath has adjustable legs and two steel bars underneath the bath to assist with the support of the bath. The drop-in bath does not have this as it is supported by the bath rim resting on the deck.

Classique Underslung Bath



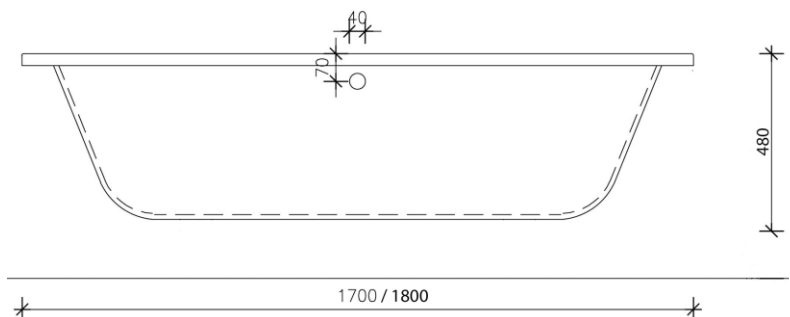
Dimensions:

Length:	1700 / 1800mm
Width:	800mm
Height:	450mm
Tap holes:	Not available
Overflow:	Yes – purchase separately
Construction:	Cast acrylic interior

Classique Underslung Bath

1700mm	1800mm
17182010	17182011
R18 000	R18 700

Classique Drop-In Bath



Dimensions:

Length:	1600 / 1700 / 1800mm
Width:	800mm
Height:	480mm
Tap holes:	Available with or without
Overflow:	Yes – purchase separately
Construction:	Cast acrylic interior

Classique Drop-In Bath

1600mm	1700mm	1800mm
17184003	17182012	17182013
R16 000	R18 000	R18 700

Customisation

Metal Skirts

Customise your bath by selecting from a choice of unique metal exterior finishes. Lead, brass and copper skirts, either polished or aged, are available for select baths.

Metal skirts are known as ‘living finishes’ that will develop and age with time, creating their own unique natural patina.

These are one-of-a-kind creations ~ no two are ever identical.

Polished Brass Skirts

For an aged treatment, an additional charge of R5 750 is required.

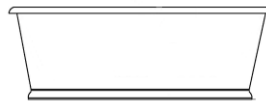
Aged treatment

Code: 17004413

Price: R5 750



Image: Bateau bath in a polished brass skirt

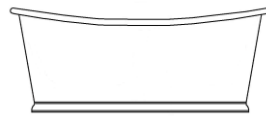


Classique 1800mm

Code: 17182000

Price: R55 000

(polished brass)

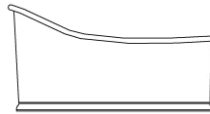


Bateau 1810mm

Code: 17180004

Price: R65 000

(polished brass)



Chaise 1700mm

Code: 17004401

Price: R55 000

(polished brass)

Polished Copper Skirts

For an aged treatment, an additional charge of R5 750 is required.


Aged treatment

Code: 17004413

Price: R5 750



Image: Classique bath in a polished copper skirt



Classique 1800mm

Code: 17182005

Price: R59 000

(polished copper)

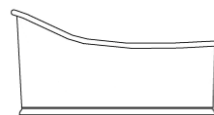


Bateau 1810mm

Code: 17180005

Price: R72 000

(polished copper)



Chaise 1700mm

Code: 17004407

Price: R59 000

(polished copper)

Customisation

Metal Skirts

Customise your bath by selecting from a choice of unique metal exterior finishes. Lead, brass and copper skirts, either polished or aged, are available for select baths.

Metal skirts are known as ‘living finishes’ that will develop and age with time, creating their own unique natural patina.

These are one-of-a-kind creations ~ no two are ever identical.

Lead Skirts



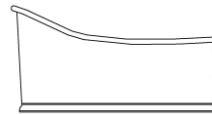
Image: Classique bath in a lead skirt




Classique 1800mm
Code: 17182001
Price: R57 000



Bateau 1810mm
Code: 17180001
Price: R69 000



Chaise 1700mm
Code: 17004403
Price: R56 000



Luxe 1800mm
Code: 17181012
Price: R70 000

Important Notes for Metal Skirts

Please be aware that as these metal skirted baths are hand finished, no two baths are ever identical, making each bath unique and individual.



Brass & Copper Skirts For Bateau & Chaise

The rigidity of the brass & copper metals mean that the overflow pipes for the Bateau and Chaise baths are straight and the baths’ skirts do not have any moulding details.



Lead Skirts For Bateau & Chaise

The malleability of the lead metal enables the overflows of the Bateau and Chaise baths to be curved and moulded and the baths’ skirts have a moulded base.



Brass, Copper & Lead Skirts For Classique & Luxe

The Classique & Luxe baths have an access panel at the back of the bath to allow for access to the plumbing. This is for any of the metal skirt options with these baths.

Customisation

Spray Painted Exteriors

The exterior of cast acrylic baths can be personalised with your own unique colour by selecting a code from Plascon's diverse range of colours, and Victorian Bathrooms will match our formulation of durable paint to your chosen swatch.

Should you want to have the bath feet in a different colour to the bath, Victorian Bathrooms offers a black painted finish for the feet at an additional charge.

The below bath images are examples.

Bath Paint in Colour & Metallic

Code: 17004411

Price: additional R4 500

Feet in Painted Black

Code: 17004415

Price: additional R 750



Oslo Bath in a painted metallic skirt



Classique bath in skirt in matt black spray painted colour



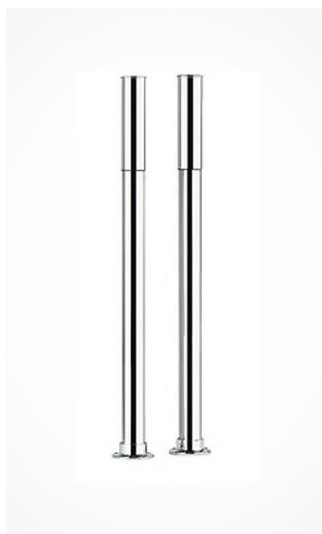
Paddington bath on polished aluminium Imperial foot in Rising Red spray painted colour



Chaise bath on Art Deco foot in pearl spray paint

Bath Components

Standpipes



Underrim standpipes

Suitable only for baths with tap holes.

Underrim standpipes conceal the pipe work between the bath taps or mixer and the floor. The standpipes have a straight outer sleeve that assists with connecting the standpipes to the taps or mixer. These standpipes are suitable for a bath with tap holes as they are installed underneath the rim of the bath.

Code: 12618600

Price: R4 750 / pair



Overrim standpipes

Suitable for baths without tap holes.

These standpipes are suitable for a bath without tap holes and are designed to be installed alongside the bath. The centre piece is capable of concealing an iron bar and/or cement for extra rigidity if required. To be used with pillar mounted bath tap.

The standpipes have a diameter of 22mm with 180mm centre to centre inlets to feed water to the bath taps or mixer.

Height: 645mm

Bottom plate dimensions: 250mm x 100mm

Inlet: 22mm

Code: 27000802

Price: R7 950



Overrim standpipes

Suitable for baths without tap holes.

These standpipes are suitable for a bath without tap holes and are designed to be installed alongside the bath. To be used with wall mounted bath tap. Supplied with a robust first fix inlet base kit to be installed prior to tiling.

The standpipes have a diameter of 34mm and is 150mm centre to centre apart.

Height: 820mm-845mm

Inlet: 15mm female

Code: 22000802

Price: R4 900

Bath Waste Combinations



Bath Clicker Waste Kit – exposed installation

Bath combination, all chromed, with push control. Comes with overflow, clicker waste, overflow pipe, shallow bath trap & bend and flange.

Code: 22000706

Price: R2 735



Bath Plug & Chain Kit – exposed installation

Chrome plated solid brass kit.

Comes with overflow, waste, overflow pipe, shallow bath trap, plug & chain.

Code: 18083001

Price: R2 580



Burlington Plug & Chain Kit – concealed installation

Chrome plated solid brass overflow, waste and plug & chain. PVC flexible piping. Requires bath trap.

Burlington Kit, concealed

Code: 12618300

Price: R 795 **Whilst stocks last**



Bath Clicker Waste Kit – concealed installation

Bath combination with grey flexible piping – push control. Comes with chrome overflow and clicker waste, grey flexible pipe and trap.

Code: 22000705

Price: R 765



Nikki Spout – concealed installation

Bath combination with Nikki spout push control. Comes with chrome overflow and clicker waste, grey flexible pipe and trap.

Code: 22000707

Price: R1 015

Bath Components



Bath Clicker Waste

Waste only, no overflow.

Code: 22PBB02U

Price: R 275



Bend & Flange

Chrome plated solid brass.

Connection between bath trap to floor.

Diameter: 38mm

Code: 18000702

Price: R 895



Chrome Plated Bath Shallow Trap

Chrome plated solid brass.

Code: 22905041

Price: R 765



HepvO Waterless Trap & A780 Flexi Pipe

HepvO waterless trap supplied with the A780 flexi pipe for bath or basin. Can be installed vertically or horizontally.

As a dry sealing valve, HepvO utilizes a purpose designed membrane to create an airtight seal between the living space and the drainage system. The self-sealing valve opens under the water pressure of a fixture emptying, and closes to form a tight seal after the fixture has discharged under normal atmospheric conditions.

Code: 22557650

Price: R 950



Cape Town Showroom

18 Marine Drive
(Corner of Hermes Street)
Paarden Eiland
Tel 021 418 0855

Johannesburg Showroom

6 Kramer Road
(Corner of Kramer and Desmond Roads)
Kramerville
Tel 011 325 5503

Warehouse & Head Office

18 Marine Drive
Paarden Eiland 7420
Cape Town
Tel +21 (0)21 418 0855

Postal

PO Box 23770
Claremont 7735
South Africa

Website

www.victorianbathrooms.co.za

Facebook

www.facebook.com/victorianbathrooms

Instagram

www.instagram.com/victorianbathrooms
(@victorianbathrooms)