



THE CATALOGUE

Vol.3



CONTENTS

LIFESTYLE		TABLE LAMPS		ACCESSORIES	
Introduction	2-3	Spencer Stone Lamp	62-63, 86	Cable Management	102
Our Values	4	Bureau Lamp	64-65, 86	Cable Grips	103
Made in Cape Town	5	Carson Collection	66-67, 87	Handy Hook	103
Hoi P'loy Team	6-7			Cable Hook	104
Modular & Custom Made	8-9	OUTDOOR LAMPS		Porcelain Wall Switch	104
Not Just "Off-The-Shelf"	10-11	Outdoor String Lights	68-69, 88	Pull Chain Ceiling Switch	104
Production Processes	12-13	String Light Dimmer	88	Inline Switch	105
Retrofitting & Restoration	14-15			Foot Switch	105
Quality Materials	16-17	ACCESSORIES		Plug (South Africa)	105
Bespoke Stationery Range	18-19	Epic Extension Cord	70-71, 89	Connector Blocks	106
Light Bulbs	20-21	Wall Switches	72-73, 89	Cable Ferrule & Steel Cable	106
Fabric Cable	22-23	Wall Sockets	73, 89	Cable Gripper	106
Slim Shady Developments	24-25			Washers	106
Molecule Evolution	26-27	HARDWARE		Nipples	107
		Harper Hex Handles	74-75, 90	Galvanised Nut	107
		Push Plate	76-77, 90	Lamp Cage	107
		Custom Signage	76, 91	Wax Polish	107
		Door Kick Plate	76, 91		
LIGHTING		Door Kick Plate with Air Vent	76, 91	FABRIC CABLE CORD	
SUSPENSION LAMPS		Air Vent	76, 91	Solid	108
Molecule	28-29, 78			Natural	109
Empire Pendant	30-31, 79	CUSTOMISATION		Twisted	110
Menagerie Multi-Shade	32-33, 79	Customisation Options	92	Zig Zag	110
Porky Hefer	34-35, 80	Switch Style Options	93	Neon	110
Percy Pendant	36-37, 80				
Signature Pendant	38-39, 81	COMPONENTS		FINISHES & COLOURWAYS	
Signature Cluster Pendant	38-39, 81	LAMP HOLDERS		Metallic Finishes	111
Black & Gold Pendant	40-41, 81	Machined Brass	94-95	Powder Coated Finishes	111
Black & Gold Cluster	40-41, 81	Fitting Cup	95		
Darwin Dome Pendant	42-43, 81	Bakelite	95-97	LIGHT BULBS	
Unity Pendant	44-45, 82	Plastic	97	LED	112-120
Winston Ceiling Pendant	46-47, 82	Porcelain	98	Incandescent	120-124
Hugo Hotspot Ceiling Mount	48-49, 82			Bright Young Things Poster	125
		CEILING CUPS		Trade Clients	126-127
WALL LAMPS		Small Ceiling Cup	98	Contact	128
Winston Wall Sconce	46-47, 82	Large Ceiling Cup	99		
Hugo Hotspot Wall Mount	48-49, 82	Extra Large Ceiling Cup	100		
Penny Portrait Picture Light	50-51, 83	"Ginormous" Ceiling Cups	101		
Gelato Wall Sconce	52-53, 83	"Long" Ceiling Cups	101		
Slim Shady Wall Lamp	54-55, 83	Splitter Cup	102		
Signature Wall Sconce	56-57, 84				
Simple Sconce	58-59, 85				
Portable Pendant	60-61, 86				



Founders Ploy Phiromnam and Guy van der Walt invite visitors to pop in at their Salt River Showroom.

WELCOME TO HOI P'LOY

It all started back in 2013 when these two on the left, Ploy and Guy, decided to introduce traditional carbon filament light bulbs to the South African market.

Soon after launching the brand, they began to offer a broad selection of bespoke lighting products and eventually a unique range of locally designed and manufactured lamps and components that raised the bar in what was available to local interior designers, architects, product designers and home-owners.

Today, more than 10 years on, Hoi P'loy has established a home in a repurposed Salt River factory from which the team designs, manufactures and distributes its one of a kind creations. In celebrating the first decade of success, Hoi P'loy has begun to fulfil a dream of branching out into other lifestyle areas by launching a new range of high-end hardware offerings as well as a refined brass stationery collection.

We invite you to leaf through our catalogue and dream about the ways in which we can assist to elevate your upcoming projects. Thanks for the continued support.



OUR VALUES

At Hoi P'loy we're inspired by values from the past. Our goals are to make beautiful items "the way our grandparents would have made them". We go about this by reviving the highest quality materials, such as brass, copper, stainless steel, porcelain, and Bakelite. We also invest heavily in the production process, from design to testing, certification, and finally manufacturing. We have a strong focus on service and strive to ensure that everyone has a positive and uplifting experience with us and our products. This is really important to us, so in an effort to achieve these goals we invite regular, honest feedback regarding our products and services.



MADE IN CAPE TOWN

While some of our products are imported from abroad, the majority of Hoi P'loy's custom designed lights, fittings and components are manufactured in Cape Town. We're a little obsessive when it comes to detail and this can be seen even in our smallest components such as our etched name plates and precision engineered thumb screws.



Over the years we've discovered that it's quite a challenge meeting the high standards we strive towards. Our "secret sauce" that makes this journey possible is a committed and tight-knit team. We encourage an atmosphere where each person values the bigger picture and the contributions are valued in return. A culture of open and honest feedback keeps us on our toes.



OUR COMMITTED TEAM




MODULAR AND CUSTOM MADE

Every time we design new components we do so in such a way that they can be interchanged with other parts. The broad collection of versatile elements we've built up over the years means that lights can be made up in various configurations and from different materials. This way clients can have truly one of a kind creations.

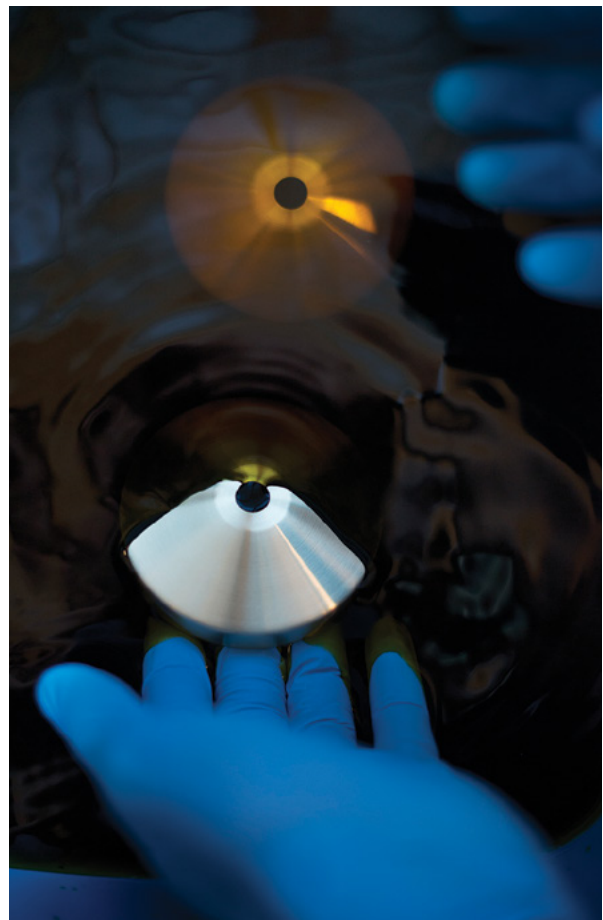




NOT JUST "OFF-THE-SHELF"



We're always looking for ways to push the boundaries of what's possible when it comes to local production. Our "Handy Hooks" are a versatile hook system that we created to act as tasteful suspension points primarily for lighting. They've been designed using an "M10" electrical thread standard so that they interchange seamlessly with various other lamp fittings and components. This is one example of the many deviations we've taken from "off-the-shelf" products in our inventory. We've developed a culture of identifying opportunities to improve on existing products, or to conjure up entirely new items, and embracing that process whole-heartedly. This approach has taught us a great deal and besides being tremendously rewarding, has allowed us to offer a truly unique range of solutions.



HANDY HOOK INJECTION MOULD - MADE IN CAPE TOWN



We embrace the future with technologies such as laser engraving and 3D printing, while drawing heavily on techniques from the past such as acid etching of metals. The production process that each product goes through often varies, but the delicate transition from one state to the next is always an inspiring experience, no matter the method. To begin with a piece of raw metal, and end up with a beautiful, functional design is a rewarding feat that we're very proud of and keeps us motivated every day.



Above shows how we chemically treat brass with a process of acid baths which etch into the surface of the material and accelerate a controlled oxidation resulting in a bold "oxidised" or "gunmetal" finish.



Wiring of customer designs. Lamp bases created by ceramicist, Sarah Walters.



Vintage lighting restoration service.

CLIENT PROJECTS - THE OLD AND THE NEW

RETROFITTING STATION



RETROFITTING

We've built a reputation as the premium "go-to" place for interior designers, architects, artists, product designers, and homeowners who are looking to enhance their existing lighting features. Our services range from complimentary consulting of best practices for lighting design/wiring, all the way through to retrofitting existing lamps that are brought to us. These vary from unique client designs to restoring original vintage pieces, to simply upgrading new lights that are longing for a custom touch or more premium components.

BRASS

When it comes to metals, brass is our favourite. We use only solid brass which ages in a very particular way. Over time brass builds character which we feel, means our designs will stand the test of time. We offer a refurbishing service for those who wish to breathe new life into aged pieces. We slow the effects of oxidation by either applying a coat of clear lacquer, or by waxing the surface with Renaissance Micro-crystalline Wax Polish (Page 107), which should be re-applied from time to time for best results.






BAKELITE

Bakelite is a material that has to a large extent been forgotten since the advent of modern plastic. It does however have its own special charm, a rich, silky look and feel that plastic could only dream of. It's also resistant to damage from heat which makes it perfect for lamp fittings.



MORE THAN JUST LIGHTING

For years we've been dreaming of drawing on the lessons learnt from designing and manufacturing high quality lighting components and branching out to other areas that we're passionate about. We're delighted to announce that we've taken the leap and prototyped our way through to a premium stationery range which has its roots in our signature lamp components. Get ready to slow down and fall in love with pen and paper all over again.




BESPOKE STATIONERY RANGE



ENERGY EFFICIENT ALL THE WAY

Introducing our new LED range from low wattage, soft filament which flawlessly mimic the warmth and ambience of our original carbon filament bulbs, to our subtle and contemporary matte white and frosted globes.



OUR LIGHT BULB MOMENT

For those who've been following us since day one, they'll recall how it all started with the humble light bulb. Back in 2012, the aesthetic of the exposed carbon filament bulb had not yet made its debut in South Africa. It was something that we'd been dreaming about for many years, and when we finally introduced them to the market, their captivating amber allure cemented our position as an alternative trend-setter for subtle lighting trends.

Since then we've come a long way, and are ready to close the chapter on these authentic, vintage style beauties. As part of our 10th year anniversary, we're delighted to pivot towards a more eco-friendly solution, by launching a wide range of new energy efficient LED bulbs which successfully emulate their less efficient predecessors. The original incandescent bulbs will be phased out in the near future. (Get 'em while you can!)



OVER 85 STYLES TO CHOOSE FROM

Since 2013 we've been proud to offer the highest quality range of imported Italian fabric cable cord in South Africa. All of the braided flex cord colours and styles shown here are in stock and ready to ship out as soon as you place your order.

Our fabric covered electrical cables are made from the highest quality woven cloth sleeve with 3 cores and double PVC insulation. This dynamic range of fabric cables are great compliments in households, shops, restaurants and galleries with options of both vibrant and neutral colours. Sample pack available on request.



FABRIC CABLE - MADE IN ITALY



HARDWIRED SLIM SHADY

Building on the popularity of our plug-in Slim Shady range, we now offer a "hard-wired" version which can be permanently mounted to the wall with a concealed power supply feeding from the rear. This way clients can enjoy the handy swivel head design while retaining a minimal aesthetic.



INTERIOR DESIGNER: STUDIO HARRIS, PHOTOGRAPHER: SANTJIE VILJOEN



MOLECULE EVOLUTION

The original Molecule range, first introduced in 2015, was inspired by the clinical lines of scientific molecular diagrams. Now we're softening the aesthetic with an updated powder coated edition, available in a monotone configuration, or with classic brass detailing.

PHOTOGRAPHY / CONCEPT: HENRIQUE WILDLING. BOTANICAL STYLIST: DEEJEE KRUGER. LOCATION: LE GRAND JARDIN VILLA, STELLENBOSCH

BOTANY GREEN - MOLECULE 16



MOLECULE

The Molecule, an elegant yet robust “chandelier” style light, inspired by scientific molecular diagrams is available in 2, 4, 8 or 16 branches. All parts are machined in Cape Town from solid brass material. Best of all, it comes flat-packed for easy shipping.

PRODUCT DETAILS | Molecule - Page 78, Lightbulb - Page 123



BOTANY GREEN - MOLECULE 8



EXPOSED SHADE GOLD EMPIRE PENDANT

EMPIRE PENDANT

The Empire Pendant range draws its inspiration from classic industrial “factory lamp shades” of the 1920’s. The focus of ours, however, is on elegance in addition to functionality, evident in the use of solid brass materials and a silhouette that echoes our signature Hoi P’loy profile. It’s available in a variety of configurations and finishes.

PRODUCT DETAILS | Page 79





MENAGERIE MULTI-SHADE PENDANT

Simply install our standard compiled set, or select your favourites and curate your own unique collection. These quirky “house-hold-item” silhouettes create a sense of whimsical charm to otherwise conservative spaces. As with most of our lights, they’re offered in a classy brushed brass, subtle monotone powder coated hues for a more contemporary look, or a combination of the two.



RUST RED MENAGERIE MULTI-SHADE PENDANT



AMERICAN WALNUT PORKY HEFER LITE BULB CEILING PENDANT



PORKY HEFER PENDANTS

We've teamed up with renowned designer Porky Hefer and are delighted to bring you his infamous "Lite Bulb" and "Found Objects" ranges of hand crafted wooden pendant lights. The shades are masterfully turned from solid wood in the shape of an old fashioned incandescent bulb, as well as other "found objects". No dyes or stains are used to produce the various colour ways. Instead different woods are used to create the desired finish. All the woods are FSC certified. The pendant features a wooden ceiling cup to match the style of the lamp shade which is suspended from a 1.5m black fabric cable cord, and comes with a 5 Watt GU10 LED bulb.



PERCY PENDANT

The Percy Pendant skirts the line between past and present by embracing an overall contemporary aesthetic framed by subtle Art Deco cues such as its signature stepped silhouette. The light is offered in configurations of 1, 2 and 3 pendant drops, and can be raised or lowered at installation time. We've also created a "pull-chain" option which is perfect for bedside placement.



BOTANY GREEN SINGLE PERCY PENDANT WITH PULL CHAIN



STONE GREY SIGNATURE CLUSTER 5

SIGNATURE PENDANTS

Our Signature Pendants and Cluster Pendants come in classic Brushed Brass, Gunmetal Grey, Stone Grey, Winter Blush, Misty Mint, Harbour Teal, and White. Their fabric cable cord length can be easily adjusted to any height on-site. The clusters of 3 or 5 pendants can be hung straight down along side each other, draped from the ceiling using our "Handy Hooks", or tied together as shown in this photo.

PRODUCT DETAILS | Page 81





SIGNATURE BLACK & GOLD PENDANT / CLUSTER

Our "Black & Gold" ceiling pendant range has been designed for permanent placement in a marriage of contemporary style and traditional materials. The lamp fitting is made of Bakelite, just the way they were produced for Edison bulbs 100 years ago. All "gold" trimming, has been carefully machined from solid brass right here in Cape Town, with close attention being paid to the fine details such as our signature ceiling cup thumbscrews. Shown here with our new Squirrel Cage Heart LED filament bulb.



SIGNATURE BLACK & GOLD CLUSTER PENDANT



DARWIN DOME PENDANT

The Darwin Dome Pendant is the perfect solution for adding a pop of colour while retaining a sculptural presence. Available in various two-tone colourways for those bold enough to make a statement, or neutral brass, white, black or grey for those with a taste for subtle elegance.



MUSTARD YELLOW & HARBOUR TEAL DARWIN DOME PENDANT



UNITY PENDANT

The Unity Pendant is a minimally elegant interpretation of the traditional exposed pendant light. The stem is machined from solid brass along with the custom designed components that come together to make up this beauty. Different stem lengths mean it can be curated for any space. Available in metal finishes of Brass and Gunmetal grey.

PRODUCT DETAILS | Pendant - Page 82, Lightbulb - Page 117



BRASS UNITY PENDANT



FURNITURE BY VERSELD, PHOTOGRAPHER: JUSTIN PATRICK

BRASS WINSTON PENDANT

WINSTON PENDANT

The Winston is a hybrid of our Unity Pendant and Classic Swivel Wall Sconce. The swivel arm rotates to deliver a pocket of light wherever it's needed. It's perfect for long spacious corridors or reviving forgotten corner space.

PRODUCT DETAILS | Pendant - Page 82, Lightbulb - Page 113



WINSTON WALL SCONCE

Much like our Signature Wall Sconce, the Winston Wall Sconce is designed to be mounted to a wall. However, it extends out further with a stem length of up to 600mm. Ideal for bringing focus to a wall mounted artwork.

PRODUCT DETAILS | Wall Sconce - Page 82, Lightbulb - Page 113



HUGO HOTSPOT

The Hugo Hotspot marries the elegance of the old with efficiency of the new. The GU10 powered spotlight can be mounted on a ceiling or wall, and is great for focused pockets of functional warm light. The Hugo

Hotspot angles can be easily adjusted with a 340° vertical rotation range and a 90° horizontal pivot. The fitting stem length can also be customised should one wish to suspend it from a high ceiling. This spotlight is available in a Single, Double, and Triple configuration.



WHITE & BRASS TRIPLE HUGO HOTSPOT



MONOTONE BOTANY GREEN PENNY PORTRAIT



PENNY PORTRAIT

The Penny Portrait offers a neat and subtle way to shine a focused pocket of light on the real hero: your one-of-a-kind artwork, print or treasured family photo. We've created three different arm lengths to accommodate both small, medium and large focal areas. The shade swivels to different angles for maximum versatility - 340° vertical rotation range and a 90° horizontal pivot. Available in a range of finishes from our classic solid brushed brass, to brass with accent colours that pop, or our latest contemporary monotone colour ways.



GELATO WALL SCONCE

As the name suggests, this cute little wall sconce echoes the shape of a freshly scooped ice cream cone. We've kept it simple with a simple touch mechanism to switch the light on an off. Great for kids' bedrooms, or passageways that deserve a little love. Various finishes and switch configurations available.



BRASS GELATO WALL SCONCE



MONOTONE BLACK SLIM SHADY



SLIM SHADY WALL LAMP

With its base precision machined from a single block of solid brass, the Slim Shady is in a class of its own offering quality, simplicity and functionality. Simply hang up, plug in and swing the arm to shine light where needed - the perfect over shoulder reading light for the bedroom or lounge. It is also available in a hardwired version for an even more refined look. As with most of our lights, various finishes are available. It comes flat-packed for easy shipping.

PRODUCT DETAILS | Page 83



FEAR OF COMMITMENT?

The Alfie Tug Plug-in version of our Signature Wall Sconce is made for those with a fear of commitment but a love of finely crafted local design. Simply hang up, plug in and tug on the cord to switch on/off - no electrician necessary. 100% Solid brass, precision engineered, etched and hand made in Cape Town. Both Brass and Gunmetal finishes are available with 45°, 90° or Swivel configurations.

PRODUCT DETAILS | Page 84-85

SIGNATURE WALL SCONCE

The Signature Wall Sconce range mounts directly onto the wall with either hardwired power supply or a "portable" plug-in style, and comes in a variety of switching options (Page 93).

PRODUCT DETAILS | Page 84-85



SIGNATURE BRASS PULL CHAIN WALL SCONCE 90°



WINTER BLUSH SIMPLE SCONCE



SIMPLE SCONCE

A simple yet discerning light that forms part of our latest colour rich range with subtle brass detailing.

Initially designed as a minimal wall sconce, it also looks stylish mounted to the ceiling. It is available in various pastel colourways as well as classic metal finishes such as brass and gunmetal grey.



PORTABLE PENDANT WITH PULL CHAIN

The Portable Pendant light is a perfect “plug and play” lamp for rental spaces or flexible lighting needs. It comes in Machined Brass, Satin Nickel and Bakelite. Also includes a Hoi P’loy ‘Handy Hook’ that can be easily attached to ceiling and walls.

PRODUCT DETAILS | Page 86



TWISTED RED & BAKELITE PULL CHAIN PORTABLE PENDANT



MUSTARD YELLOW STONE LAMP

SPENCER STONE LAMP

Simple. Understated. Quality. Sometimes one just needs to pay homage to the classics. A sleek, coffee table lamp available in a Terrazzo or Slate stone base, with a solid brass stem leading up towards your choice of 6 neutral coloured shades.

PRODUCT DETAILS | Page 86



BUREAU LAMP

Our table lamps are inspired by some of Thomas Edison's early designs. We offer four variations that echo Edison's desk lamp. All lamps feature a traditional turnkey switch which slots through the laboratory grade Borosilicate glass cover.

PRODUCT DETAILS | Page 86





BEECH & BRASS BUREAU LAMP



GUNMETAL CARSON DESK LAMP



CARSON CLAMP LAMP

The Carson Collection, while initially inspired by the classic laboratory retort stand, has risen above its humble roots to emerge as a high quality, precision-made, set of sculptural lamps. With the goal of creating a truly unique, minimal design, a conscious effort has been made to abandon all “off-the-shelf” standard components, and hence the elements that make up this range have been custom engineered from solid brass. The Carson Collection is a true reflection of traditional production values aligned with contemporary design solutions.

PRODUCT DETAILS | Page 87





OUTDOOR STRING LIGHTS

Our vintage style string lights are perfect for shining a warm romantic light when threaded across a garden or courtyard. With an IP65 rating they're safe for permanent outdoor use come rain or shine and come with 8, 16 and 24 sockets. Accessories such as extension leads, remote dimmer and petite pear vintage style LED filament bulbs make them extremely versatile.



OUTDOOR STRING LIGHTS



RED & WHITE / BLACK & WHITE ZIGZAG EPIC EXTENSION



EPIC EXTENSION

The "Epic Extension" cord is the ultimate replacement for those dull necessities we all have in our lives, but are constantly trying to hide. Not anymore - show it off, make this functional accessory a feature of your space with a colour accent that complements your aesthetic style. The

3 core fabric covered cable cord, available in 3 meters and 5 meters is durable, and the standard South African plug socket is made from solid, hardy rubber that will stand up to the occasional knocks that life throws at it. Custom lengths & cord colours can be arranged.



BOTANY GREEN & BRASS WALL SWITCH / DIMMER



WALL SOCKETS & SWITCHES

As part of our lifestyle range we now offer this classy switchgear. Often considered an eyesore in the home, you can now watch visitors swoon over every part of your lighting setup. Colourways echo our standard lighting finishes, with the always classic brushed brass, powder coated subtle colours with brass toggle switches and knurled knobs or sleek black detailing.

PRODUCT DETAILS | Page 89



HARPER HEX HANDLES

After years of mastering production in solid brass, we got to thinking - where else could we indulge this beautiful material. Just like that, a new hardware range was born. Our hex handles with their chamfered ends bring back the soul to the kitchen. Their imperfect finish, which ages with time and use tells a tale of a life well lived. Various shapes and sizes available from tiny drawer pulls to super solid fridge door handles.



SOLID BRASS HARPER HEX HANDLES

PUSH PLATE & AIR VENT

What good is a range of solid brass handles and switch gear without some timeless brass detailing? We've created a range of push plates, air vent covers and name plaques that are the ultimate finishing touches to the classic interior project. Highly customisable, from shape and size to the artwork design that's etched into the material. It's time to class up this joint.

PRODUCT DETAILS | Page 90-91





FEMALE RESTROOM BRASS PUSH PLATE

MOLECULE 2

Page 28-29

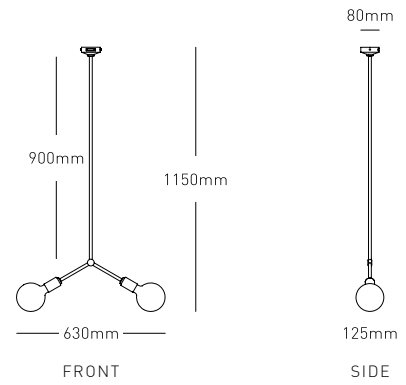


Material: Solid Brass | Aluminium

Finishes: Brushed Brass | Gunmetal Grey | Powder Coated

Central Stem: 300mm | 600mm | 900mm

Contact us for additional stem length options.

Lamp Fittings: E27 Screw 4 A ~ 250 V

Please note: Bulbs are not included.

CP-MO-SI-2

MOLECULE 4

Page 28-29

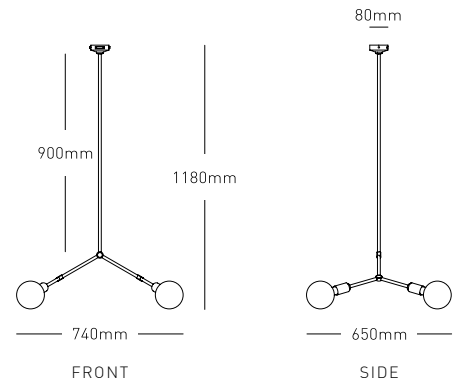

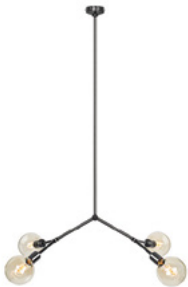
Material: Solid Brass | Aluminium

Finishes: Brushed Brass | Gunmetal Grey | Powder Coated

Central Stem: 300mm | 600mm | 900mm

Contact us for additional stem length options.

Lamp Fittings: E27 Screw 4 A ~ 250 V

Please note: Bulbs are not included.

CP-MO-SI-4

MOLECULE 8

Page 28-29

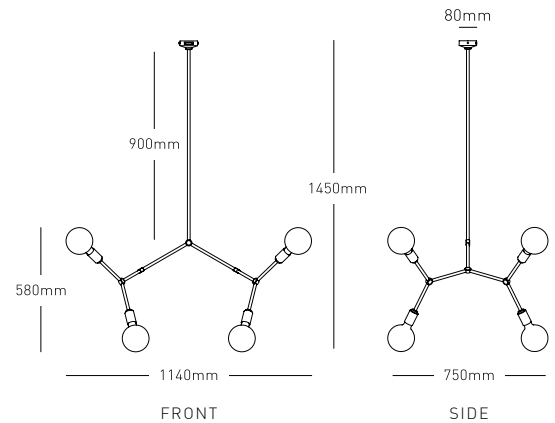

Material: Solid Brass | Aluminium

Finishes: Brushed Brass | Gunmetal Grey | Powder Coated

Central Stem: 300mm | 600mm | 900mm

Contact us for additional stem length options.

Lamp Fittings: E27 Screw 4 A ~ 250 V

Please note: Bulbs are not included.

CP-MO-SI-8

MOLECULE 16

Page 28-29

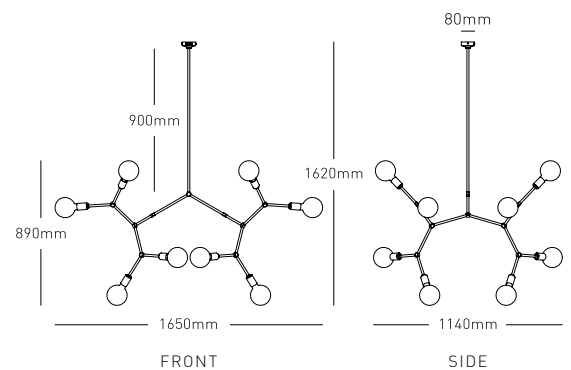

Material: Solid Brass | Aluminium

Finishes: Brushed Brass | Gunmetal Grey | Powder Coated

Central Stem: 300mm | 600mm | 900mm

Contact us for additional stem length options.

Lamp Fittings: E27 Screw 4 A ~ 250 V

*Please note: Bulbs are not included.**Twist arms slightly to avoid bulbs touching.*

CP-MO-SI-16

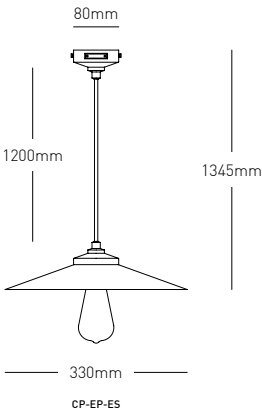



EXPOSED SHADE EMPIRE PENDANT

Page 30-31

Materials: Solid Brass | Aluminium | Bakelite
Finishes: Brushed Brass | Powder Coated
Cable: Solid 1.2m
Lamp Fitting: E27 Screw 4 A ~ 250 V

Please note: Bulbs are not included.

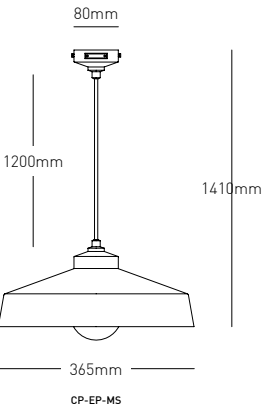


MEDIUM SHADE EMPIRE PENDANT

Page 30-31

Materials: Solid Brass | Aluminium | Bakelite
Finishes: Brushed Brass | Powder Coated
Cable: Solid 1.2m
Lamp Fitting: E27 Screw 4 A ~ 250 V

Please note: Bulbs are not included.

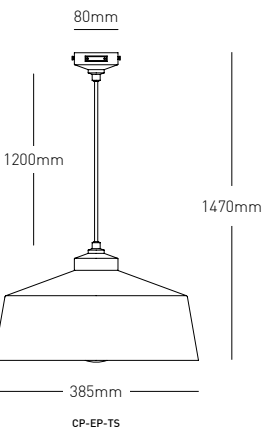


TALL SHADE EMPIRE PENDANT

Page 30-31

Materials: Solid Brass | Aluminium | Bakelite
Finishes: Brushed Brass | Powder Coated
Cable: Solid 1.2m
Lamp Fitting: E27 Screw 4 A ~ 250 V

Please note: Bulbs are not included.



MENAGARIE MULTI-SHADE PENDANT

Page 32-33

Materials: Solid Brass | Aluminium
Finishes: Brushed Brass | Powder Coated
Cable: Solid 1.2m
Lamp Fitting: E14 Screw 2 A ~ 250 V

Recommended bulbs: Opal Golf Ball LED
Globe (Page 112). Bulbs are not included.



PORKY HEFER LITE BULB & FOUND OBJECT CEILING PENDANT

Page 34-35

Material: Solid Wood

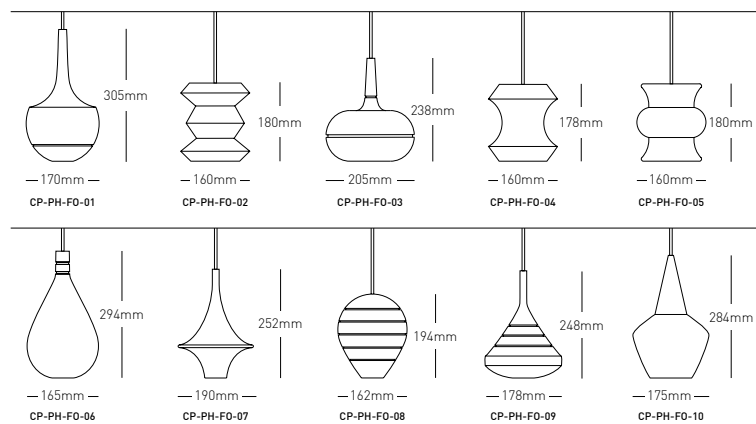

Bulb Type: GU10 Warm White LED (Included)

Finish: Satin Matte Wax Polished

Max Bulb Wattage: 7 W

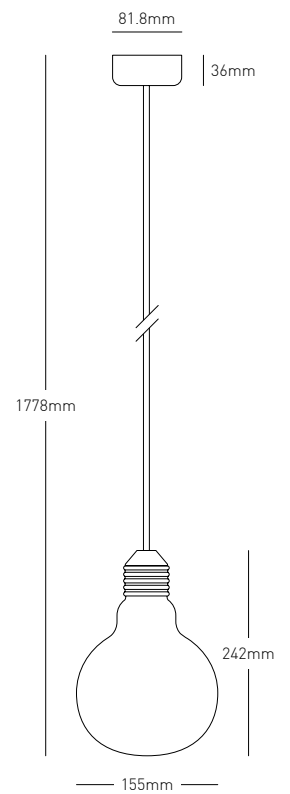
Cable: Solid 1.5m

Please note: Dependant on wood availability. Please check prior to ordering.



FOUND OBJECTS

CP-PH-F0



LITE BULB

CP-PH-LB

PERCY PENDANT

Page 36-37

Material: Solid Brass | Aluminium

Finishes: Brushed Brass | Gunmetal Grey | Powder Coated

Cable: Solid 1.2m

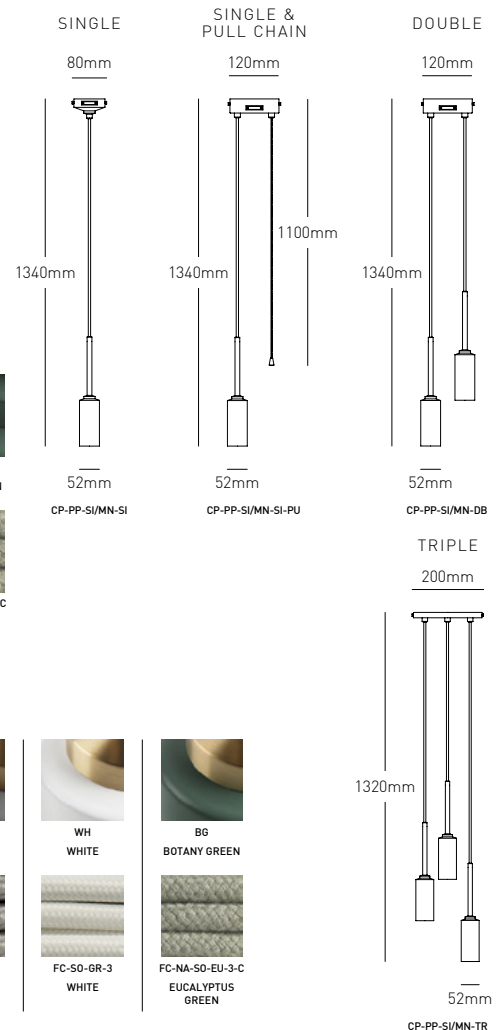
Lamp Fittings: GU10 2 A ~ 250 V

Please note: Each 1.2m pendant drop includes a 5 Watt 2700K GU10 LED Bulb, and can be raised or lowered at installation time.

MONOTONE RANGE



SIGNATURE RANGE





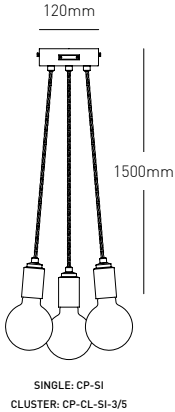
SIGNATURE PENDANT / CLUSTER

Page 38-39

Materials: Brass | Aluminium
Finishes: Brushed Brass | Gunmetal Grey | Powder Coated
Cable: Twisted 1.2m (Single) | 1.5m (Cluster)
Lamp Fittings: E27 Screw 4 A ~ 250 V

Available as a single pendant or as a cluster in configurations of 2-18
Please note: Bulbs are not included.

						
BR BRASS	GG GUNMETAL GREY	WB WINTER BLUSH	MM MISTY MINT	HT HARBOUR TEAL	SG STONE GREY	WH WHITE
						
FC-TW-GO-3 GOLD	FC-SO-GG-3 GUNMETAL GREY	FC-TW-MA-3 MAROON	FC-TW-HG-3 HUNTER GREEN	FC-TW-MT-3 MISTY BLUE	FC-TW-GR-3 GREY	FC-TW-IV-3 IVORY





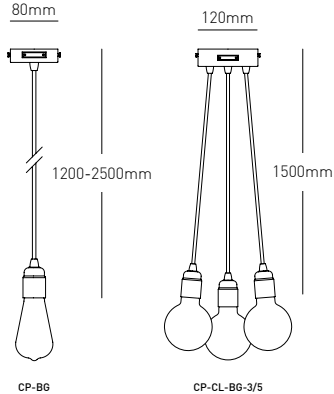
BLACK & GOLD PENDANT / CLUSTER

Page 40-41

Materials: Bakelite, Brass, Aluminium
Finishes: Bakelite with Brushed Brass, Powder Coated Black
Cable: Solid 1.2m (Single) | 1.5m (Cluster)
Lamp Fittings: E27 Screw 4 A ~ 250 V

Available as a single pendant or as a cluster in configurations of 2-18
Please note: Bulbs are not included.

	
BG BLACK & GOLD	FC-SO-BL-3 BLACK



DARWIN DOME PENDANT

Page 42-43









Materials: Aluminium, Solid Brass
Finishes: Powder Coated with Brushed Brass Detailing
Cable: Solid 1.2m
Lamp Fittings: E27 Screw 4 A ~ 250 V

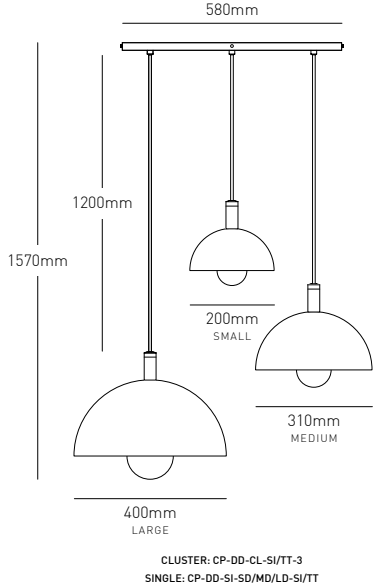
Please note: Bulbs are not included.

Recommended bulbs: Small Opal LED Globe (Page 114), Medium Opal LED Globe (Page 115) and Large Opal LED Globe (Page 117).

400mm
LARGE

CLUSTER: CP-DD-CL-SI/TT-3
SINGLE: CP-DD-SI-SO/MD/LD-SI/TT

										
MY MUSTARD YELLOW	RR RUST RED	WB WINTER BLUSH								
										
HT HARBOUR TEAL	MM MISTY MINT	MY MUSTARD YELLOW	BG BOTANY GREEN	BL BLACK	CG CHARCOAL GREY	CR CREAM	WH WHITE			
										
FC-NA-SO-TE-3 TEAL	FC-NA-SO-EU-3-C EUCALYPTUS GREEN	FC-NA-SO-MU-3-C MUSTARD YELLOW	FC-NA-SO-EU-3-C EUCALYPTUS GREEN	FC-NA-SO-PH-3-C PITCH BLACK	FC-NA-SO-SL-3-C SLATE GREY	FC-NA-SO-CR-3-C CREAM	FC-SO-WH-3 WHITE			



TWO-TONE SIGNATURE RANGE

SIGNATURE RANGE



UNITY PENDANT

Page 44-45

Material: Solid Brass

Finishes: Brushed Brass | Gunmetal Grey

Stem Segments: 300 | 450 | 600 | 750 | 900 | 1050 | 1200mm

Lamp Fitting: E27 Screw 4 A ~ 250 V

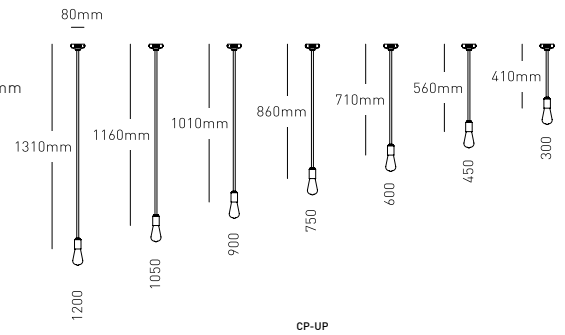
Please note: Bulbs are not included.



BR
BRASS



GG
GUNMETAL GREY



WINSTON CEILING PENDANT

Page 46-47

Material: Solid Brass

Finishes: Brushed Brass | Gunmetal Grey

Stem Segments: 300 | 450 | 600 | 750 | 900 | 1050 | 1200mm

Lamp Fitting: E27 Screw 4 A ~ 250 V

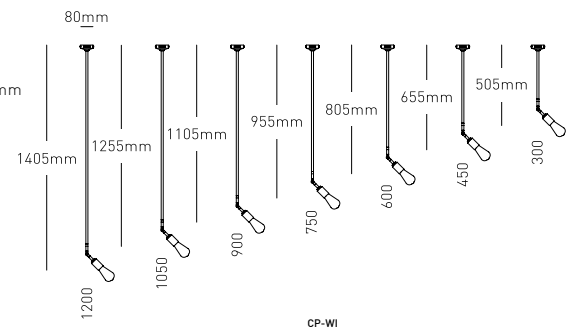
Please note: Bulbs are not included.



BR
BRASS



GG
GUNMETAL GREY



WINSTON WALL SCONCE

Page 47

Material: Solid Brass

Finishes: Brushed Brass | Gunmetal Grey

Stem Segments: 300 | 450 | 600mm

Lamp Fitting: E27 Screw 4 A ~ 250 V

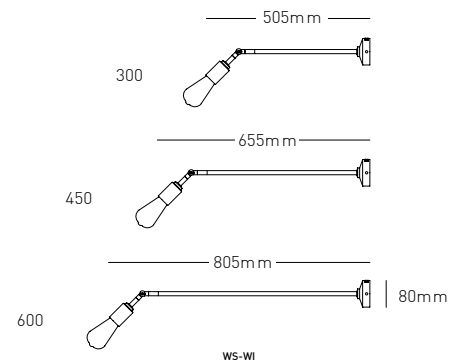
Please note: Bulbs are not included.



BR
BRASS



GG
GUNMETAL GREY



HUGO HOTSPOT (CEILING / WALL MOUNT)

Page 48-49

WALL MOUNT SWITCH OPTIONS (p.93): HARDWIRED | INLINE SWITCH | PULL CHAIN | ALFIE TUG | TOUCH (STANDARD)

Material: Solid Brass | Aluminium

Finishes: Brushed Brass | Gunmetal Grey | Powder Coated

Optional Stem Extension: 30 | 144 | 300mm

Lamp Fittings: GU10 2 A ~ 250 V

Please note: Includes a 5 Watt 2700K GU10 LED Bulb (Page 112).

Please specify wall or ceiling bracket when placing order.

SIGNATURE RANGE



BR
BRASS



GG
GUNMETAL GREY



SG
STONE GREY



WH
WHITE

MONOTONE RANGE



BL
BLACK



CG
CHARCOAL GREY



SG
STONE GREY



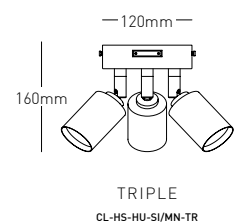
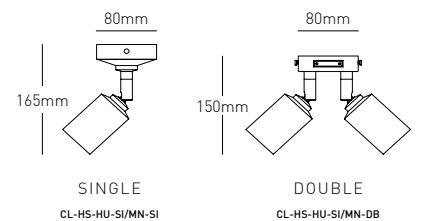
CG-BG
CHARCOAL GREY &
BOTANY GREEN



BG
BOTANY GREEN



WH
WHITE



PENNY PORTRAIT

Page 50-51

SWITCH OPTIONS (Page 93): HARDWIRED | INLINE SWITCH | TOUCH (STANDARD)

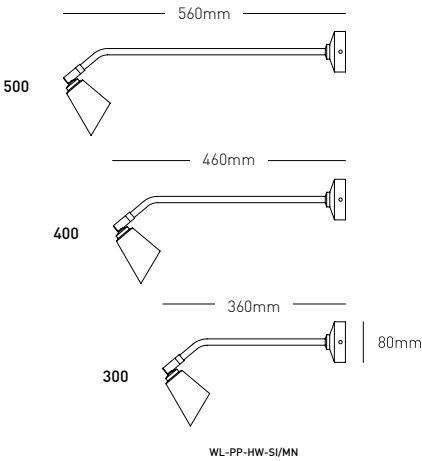
Material: Solid Brass | Aluminium
Finishes: Brushed Brass | Powder Coated
Standard Arm Lengths: 300 | 400 | 500mm (Customisable on request)
Lamp Fittings: GU10 2 A ~ 250 V

Please note: Includes a 5 Watt 2700K GU10 LED Bulb (Page 112).

SIGNATURE RANGE



MONOTONE RANGE



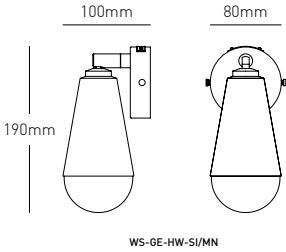
GELATO WALL SCONCE

Page 52-53

SWITCH OPTIONS (Page 93): HARDWIRED | INLINE SWITCH | PULL CHAIN | ALFIE TUG | TOUCH (STANDARD)

Material: Solid Brass | Aluminium
Finishes: Brushed Brass | Gunmetal Grey | Powder Coated
Lamp Fittings: E27 Screw 4 A ~ 250 V

Please note: Includes a Small Opal LED Bulb (Page 114).



SLIM SHADY

Page 54-55

SWITCH OPTIONS (Page 93): HARDWIRED | INLINE SWITCH (STANDARD)


Materials: Solid Brass | Aluminium
Shade Finishes: Brushed Brass | Powder Coated
Cable: Twisted 2.5m | Inline Switch | South African 3 Prong Plug
Lamp Fitting: E27 Screw 4 A ~ 250 V

Available as a wall hardwired version, or with a plug-in cable and in-line switch.
Please note: Bulbs are not included.

SIGNATURE RANGE



MONOTONE RANGE



WALL SCONCE - SWIVEL

Page 56-57

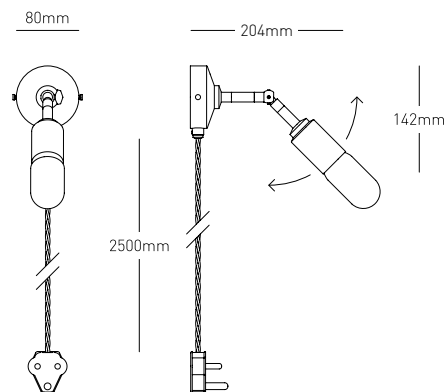
Material: Solid Brass

Finishes: Brushed Brass | Gunmetal Grey

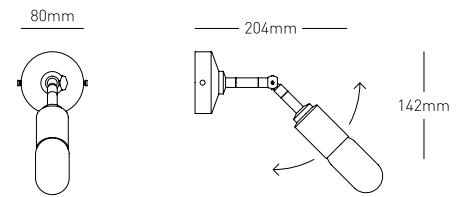
Lamp Fitting: E27 Screw 4 A ~ 250 V

Please note: Bulbs are not included.BR
BRASSGG
GUNMETAL GREY**ALFIE**

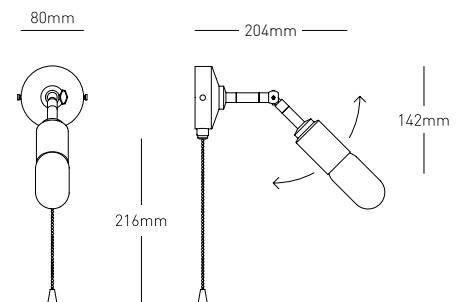
WS-SI-SW-PI-AT/IS/TS

**SIGNATURE**

WS-SI-SW-HW/TS

**PULL CHAIN**

WS-SI-SW-HW-PU

**WALL SCONCE - 45°**

Page 56-57

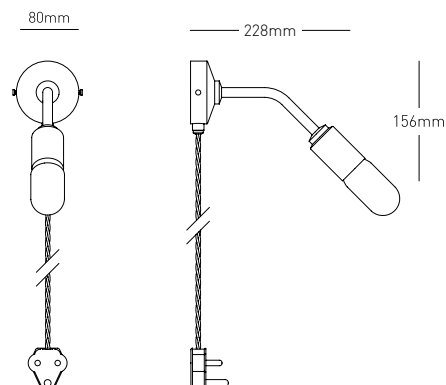
Material: Solid Brass

Finishes: Brushed Brass | Gunmetal Grey

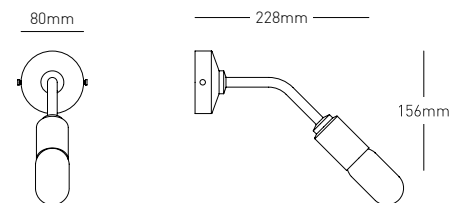
Lamp Fitting: E27 Screw 4 A ~ 250 V

Please note: Bulbs are not included.BR
BRASSGG
GUNMETAL GREY**ALFIE**

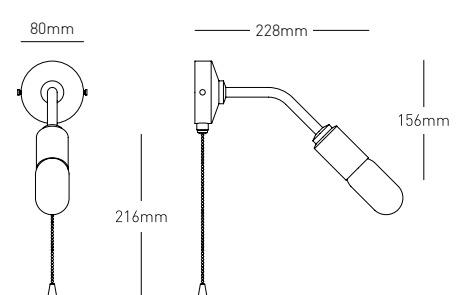
WS-SI-4S-PI-AT/IS/TS

**SIGNATURE**

WS-SI-4S-HW/TS

**PULL CHAIN**

WS-SI-4S-HW-PU

SWITCH OPTIONS (Page 93): HARDWIRED | INLINE SWITCH | PULL CHAIN | ALFIE TUG | TOUCH
(STANDARD)


WALL SCONCE - 90°

Page 56-57

SWITCH OPTIONS (Page 93): HARDWIRED | INLINE SWITCH | PULL CHAIN | ALFIE TUG | TOUCH (STANDARD)

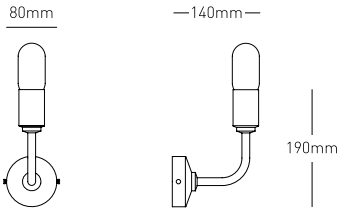
Material: Solid Brass
Finishes: Brushed Brass | Gunmetal Grey
Lamp Fitting: E27 Screw 4 A ~ 250 V

Please note: Bulbs are not included.



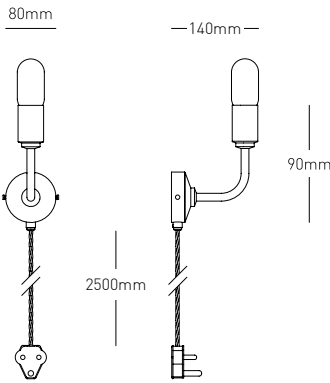
SIGNATURE

WS-SI-90-HW-TS



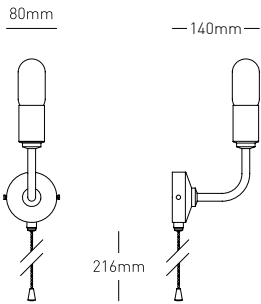
ALFIE

WS-SI-SW-PI-A7/I5/TS



PULL CHAIN

WS-SI-90-HW-PU



WALL SCONCE - SWIVEL WITH CONE SHADE

Page 56-57

SWITCH OPTIONS (Page 93): HARDWIRED | INLINE SWITCH | PULL CHAIN | ALFIE TUG | TOUCH (STANDARD)

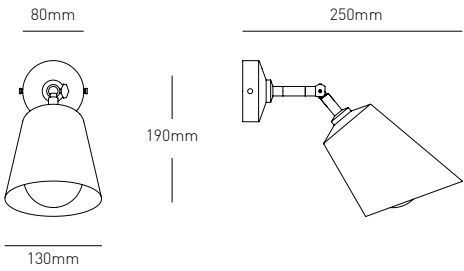
Material: Solid Brass | Aluminium
Finishes: Brushed Brass | Powder Coated Shade
Lamp Fitting: E27 Screw 4 A ~ 250 V

Please note: Bulbs are not included.



SIGNATURE

WS-SI-SHADE



SIMPLE SCONCE

Page 58-59

SWITCH OPTIONS (Page 93): HARDWIRED | INLINE SWITCH | PULL CHAIN | ALFIE TUG | TOUCH (STANDARD)

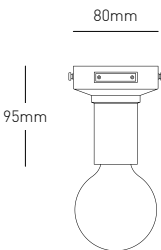
Materials: Solid Brass | Aluminium
Finishes: Brushed Brass | Gunmetal Grey | Powder Coated
Lamp Fitting: E27 Screw 4A ~ 250 V

Please note: Bulbs are not included.



HARDWIRED

WS-SS



PORTABLE PENDANT

Page 60-61

Materials: Brass | Bakelite
 Finishes: Machined Brass | Satin Nickel Plated
 Polished Bakelite

Cable: Twisted/Solid 4m
 Lamp Fitting: E27 Screw 4 A ~ 250 V



MB-BP
BRASS PULL CHAIN



MB-SP
SATIN NICKEL PULL CHAIN



BA-PU
BAKELITE PULL CHAIN



FC-TW-MB-3
MIDNIGHT BLUE



FC-TW-RE-3
RED



FC-TW-GO-3
GOLD



FC-SO-CP-3
CHAMPAGNE



FC-TW-MB-3
MIDNIGHT BLUE



FC-TW-RE-3
RED



FC-TW-IV-3
IVORY



FC-TW-GR-3
GREY



FC-TW-BL-3
BLACK



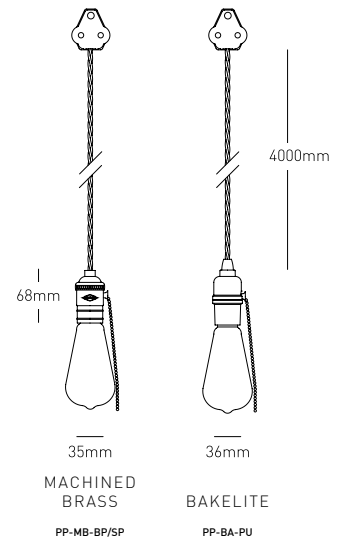
FC-SO-GG-3
GUNMETAL GREY



FC-SO-GR-3
GREY



FC-SO-MB-3
MIDNIGHT BLUE



SPENCER STONE LAMP

Page 62-63

Materials: Brass, Polyester (Fabric Shade), Bakelite, Stone
 Stem Finish: Brushed Brass | Gunmetal Grey
 Cable: Solid 2m
 Lamp Fittings: E27 Screw 4 A ~ 250 V

*Please note: Stone bases subject to variation and availability.
 Shade/cord colours are interchangeable.*



SL
SLATE



LS-SL
SLATE GREY



FC-NA-SO-SL-3-C
SLATE GREY



GR
GRIGIO VENATO



LS-AG
ASH GREY



FC-NA-SO-AS-3-C
ASH GREY



LS-WH
WHITE



FC-NA-SO-CR-3-C
CREAM



MU
MURANO TERRAZZO



LS-CI
CINNAMON



FC-NA-SO-CI-3-C
CINNAMON



LS-MU
MUSTARD



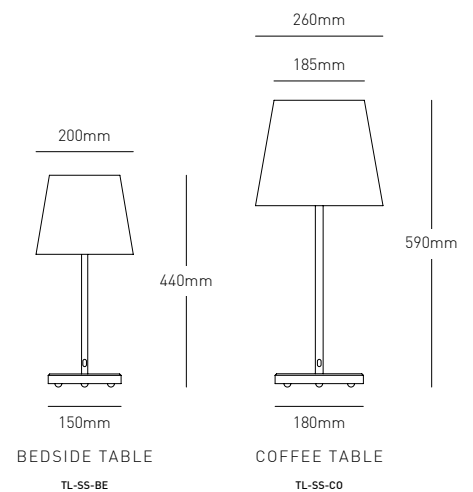
FC-NA-SO-MU-3-C
MUSTARD YELLOW



LS-VG
VINEYARD GREEN



FC-NA-SO-MG-3-C
MILITARY GREEN



BUREAU LAMP

Page 64-65

Materials: Borosilicate Glass, Brass | Stainless Steel, Beech Wood | Walnut | Sprayed MDF, Cork
 Base Finish: Satin Matte Clear Coat | Satin White | Satin Graphite
 Cable: Twisted/Solid 2m
 Lamp Fittings: E27 Screw 4 A ~ 250 V

Please note: E27 40W Squirrel Cage Vintage light bulb included as standard.



BE-BR
Beech & Brass



WA-BR
Walnut & Brass



WH-BR
White & Brass



GP-SS
Graphite & Stainless Steel



Machined Brass
with Turnkey



Machined Brass
with Turnkey



Machined Brass
with Turnkey



Machined Brass
Satin Nickel with Turnkey



FC-ZZ-GI-3
GRAPHITE &
IVORY



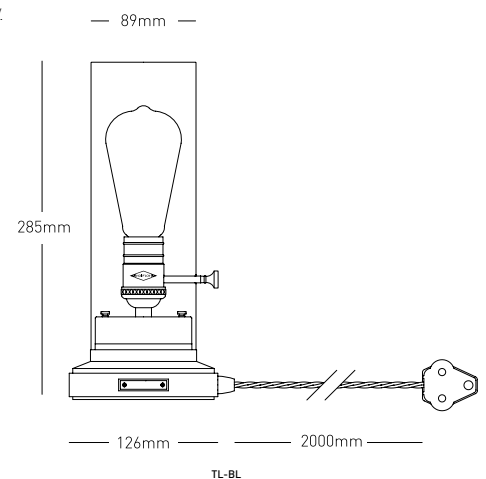
FC-TW-IV-3
IVORY



FC-TW-IV-3
IVORY



FC-TW-RE-3
RED

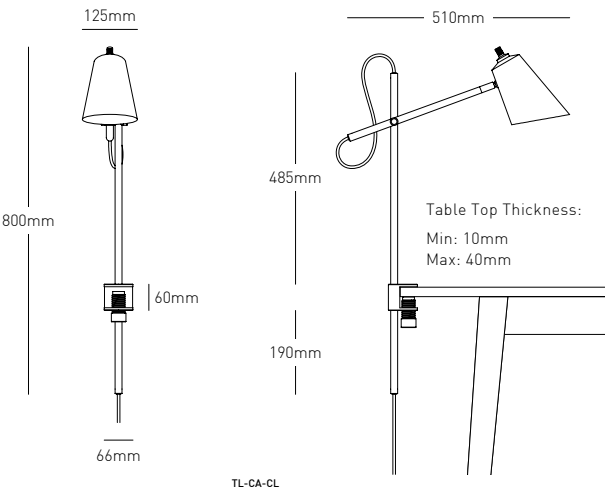


CARSON CLAMP LAMP Page 66-67



Material: Solid Brass
Finishes: Brushed Brass | Gunmetal Grey
Cable: Solid 2m
Lamp Fittings: E27 Screw 4 A ~ 250 V
Compatible Table Thickness: 10 - 40mm

Please note: Bulbs are not included.

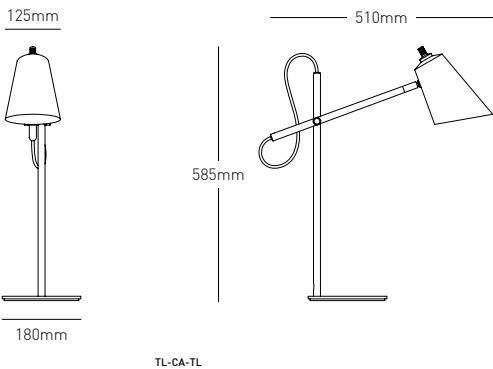


CARSON DESK LAMP Page 66-67



Material: Solid Brass, Steel, Cork
Finishes: Brushed Brass | Gunmetal Grey
Cable: Solid 2m
Lamp Fittings: E27 Screw 4 A ~ 250 V

Please note: Bulbs are not included.

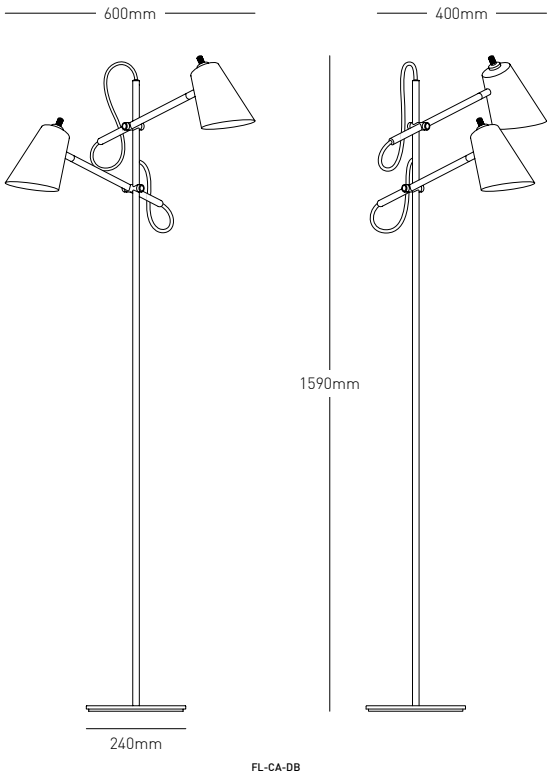


CARSON FLOOR LAMP Page 66-67



Material: Solid Brass, Steel, Cork
Finishes: Brushed Brass | Gunmetal Grey
Cable: Solid 2m
Lamp Fittings: E27 Screw 4 A ~ 250 V

Please note: Bulbs are not included.



STRING LIGHT

Page 68-69

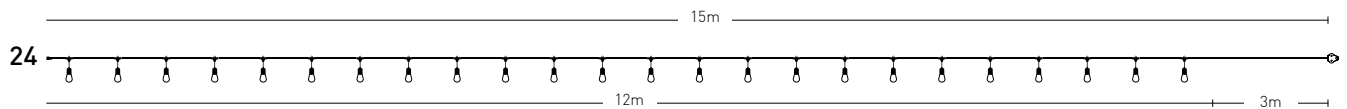
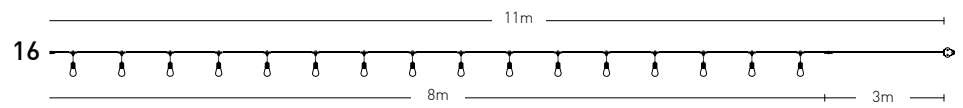
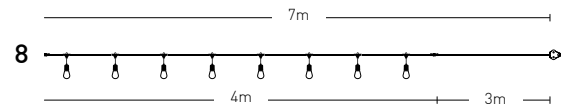
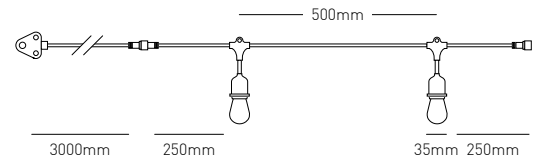
Material: PVC

Finishes: Black | White

Cord: 6.1m [8 Sockets] | 11m [16 Sockets] | 15.7m [24 Sockets]

Lamp Fittings: E27 Screw 4 A ~ 250 V

Weather Rating: IP65 [Safe for permanent outdoor use - all seasons]

*Please note: Bulbs sold separately.**Recommended bulbs: Petite Pear (Page 112).*SL-B
BLACKSL-W
WHITE**STRING LIGHT LED DIMMER 1000 W WITH BATTERY**

Working voltage: AC ~ 110-220 V

Max Output power: 110 V: 1000 W / 220 V: 1500 W

Radio frequency: RF433m HZ

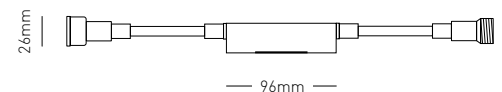
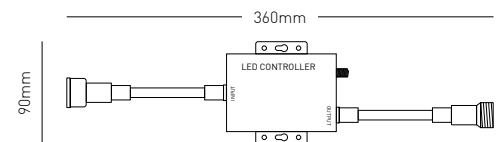
Receiving range: 20 meters

Dimensions: 90mm x 70mm x 28mm

Working temperature: 40 °C - 60 °C

Please note: AAA Batteries are supplied with this product.SL-B
BLACKSL-W
WHITE*

*Dimmer housing only available in black

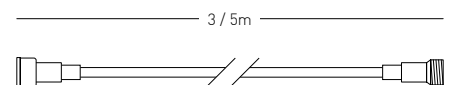


SL-LED-DIMMER

STRING LIGHT EXTENSION CORD

Working voltage: AC ~ 110 - 220 V

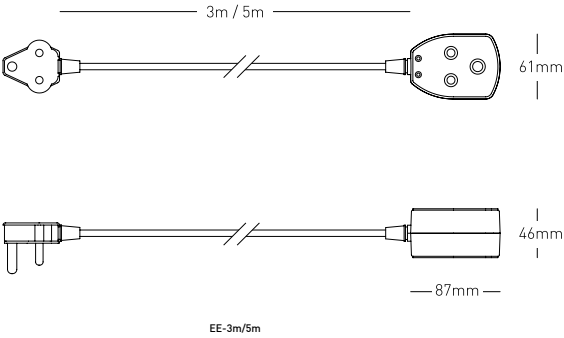

Length options: 3m | 5m

Please note: For longer lengths, multiple extensions can be connected in series.

SL-EX-3/5

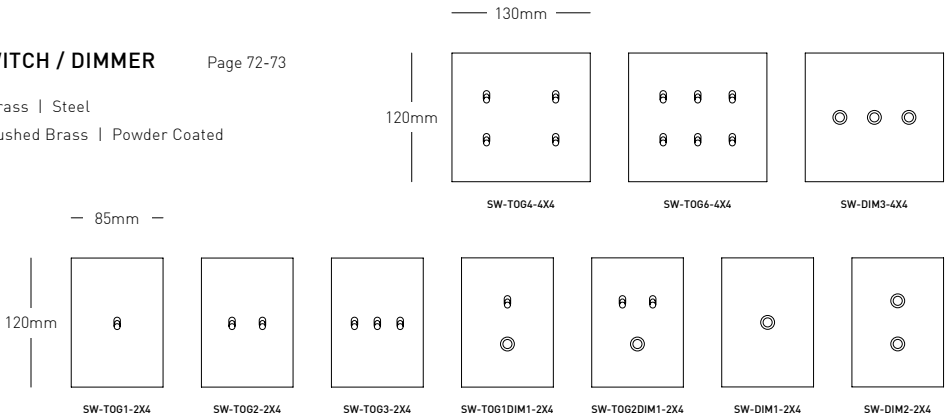
EPIC EXTENSION Page 70-71

Materials: Fabric Covered Cable | Rubber
Cord: 3m, 5m (Custom lengths made to order)
Plug Type: South African 3 prong (1 male, 2 female)



WALL SWITCH / DIMMER Page 72-73

Materials: Brass | Steel
Finishes: Brushed Brass | Powder Coated



WALL SOCKET Page 73

Materials: Brass | Steel
Finishes: Brushed Brass | Powder Coated
Plug Types: Old RSA (Type M), New RSA (Type N), USB C
Voltage: AC ~ 220 - 240 V

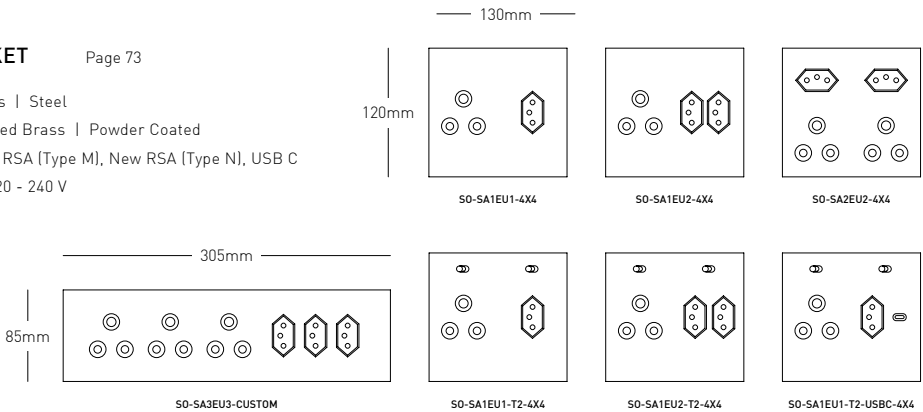


DIAGRAM	PLUG TYPE
	OLD RSA (TYPE M)
	NEW RSA (TYPE N)
	EURO (TYPE C)
	USB C

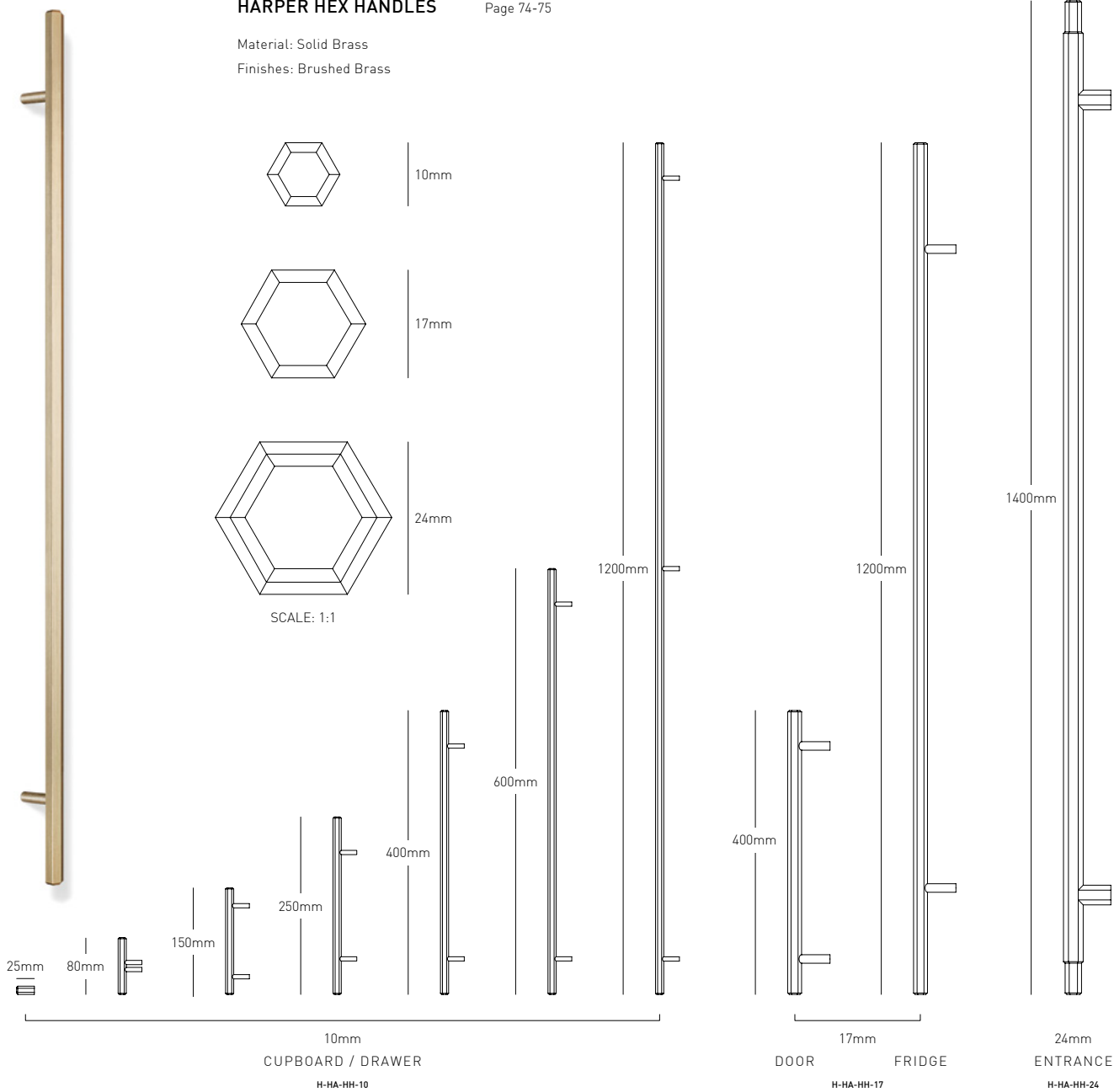
TOGGLE & DIMMER STYLES

COVER PLATE FINISHES

HARPER HEX HANDLES

Page 74-75

Material: Solid Brass
Finishes: Brushed Brass

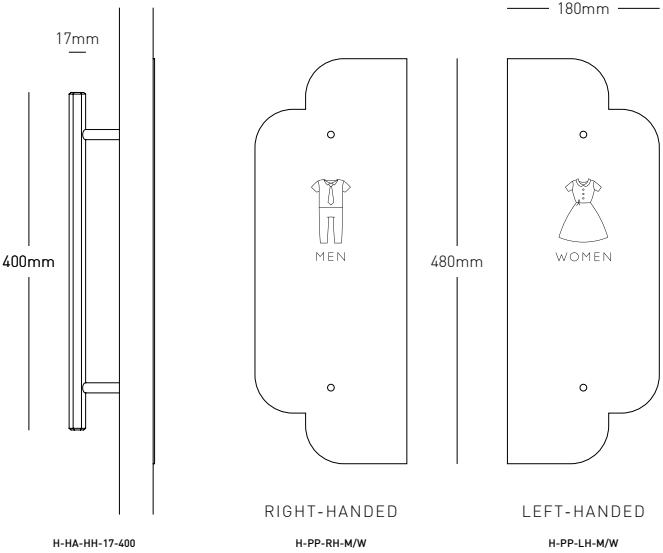


PUSH PLATE & HANDLE

Page 76-77

Material: Solid Brass
Finish: Brushed Brass
Plate Thickness: 1.6mm

Please note: Text/artwork is customisable.



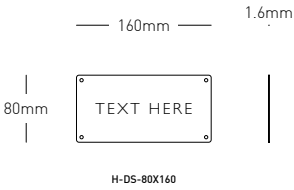
SIGNAGE - CUSTOM ENGRAVING

Page 76



Material: Solid Brass
Finish: Brushed Brass
Thickness: 1.6 mm

Please note: Text/artwork is customisable.

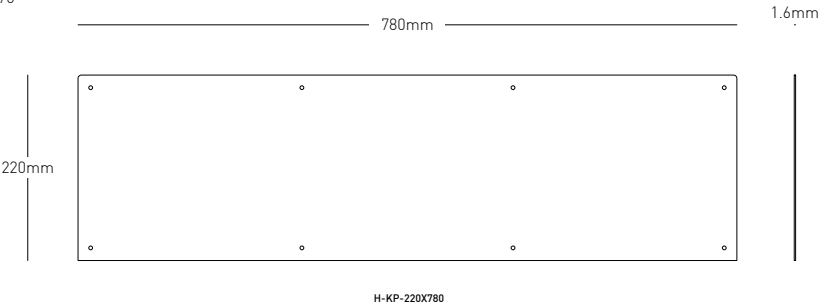


KICK PLATE

Page 76



Material: Solid Brass
Finish: Brushed Brass
Thickness: 1.6mm

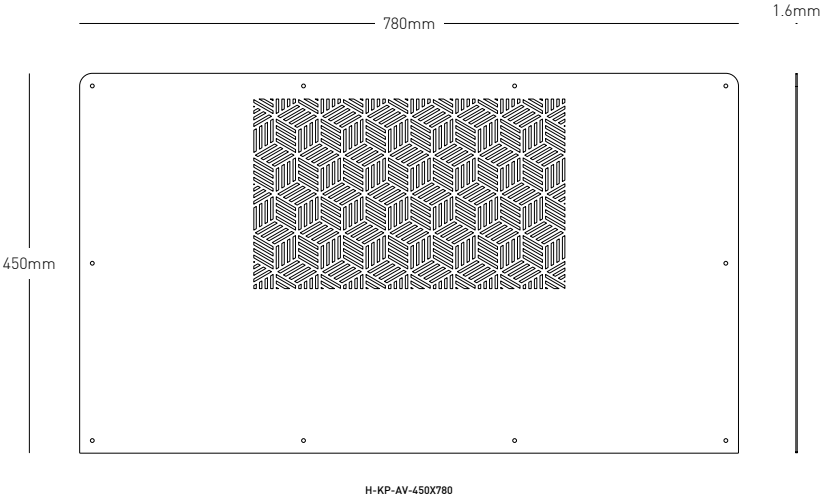


KICK PLATE VENT

Page 76



Material: Solid Brass
Finish: Brushed Brass
Thickness: 1.6mm



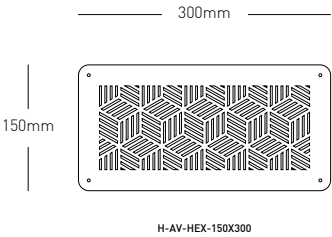
AIR VENT

Page 76

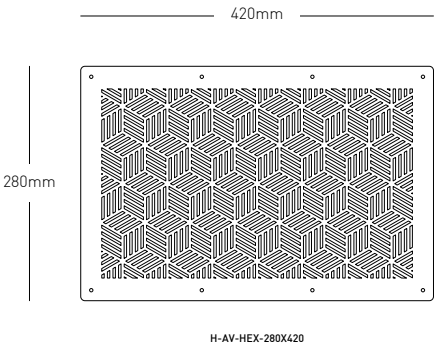


Material: Solid Brass
Finish: Brushed Brass
Thickness: 1.6mm

AIR VENT GRILL



DOOR AIR VENT GRILL



CUSTOMISE YOUR LIGHTING

“The best part about our local manufacturing facility is how quick and easy it is to customise orders.”

ANATOMY OF A PENDANT LIGHT

Our products have been designed using interchangeable, modular components. This means that there are an infinite number of configurations that can be achieved. You can easily customize one of our existing products to suit your interior style or you can design an entirely new lamp by selecting the components that resonate with your unique personality. With just a few small changes the aesthetic of an entire light can be transformed. The possibilities are endless.

LET'S GET FLEXIBLE WITH YOUR NEEDS

COLOUR / LENGTH / CONFIGURATION / DETAILING

Fabric Cable

Electrical fabric cable connects the lamp holder to the ceiling cup. Our range includes over 80 colours and styles all of which we keep in stock. Working closely with our Italian manufacturer we've designed a range of traditional style twisted cable as well as more contemporary styled "solid" cable in both bold and subtle, natural colours.

Pages 108-110

Light Bulb

While we built our business on spearheading traditional carbon filament bulbs, we've now migrated over to an entirely new range of energy efficient, LED filament options that mimic the warm, romantic glow of their forefathers.

Pages 112-124

Ceiling Cup

The ceiling cup, also known as a ceiling rose, is the part that connects the fabric cable cord to the ceiling. We have various sizes and finishes available ranging from a single hole, all the way up to 12 holes. Our ceiling cups are fitted with brass or nylon cable grips that allow for easy on-site cable length adjustment.

Pages 98-102

Lamp Holder

As the name suggests, the lamp holder is the bit that holds the lamp or light bulb. We carry an exclusive range of solid brass, bakelite, porcelain and plastic lamp fittings which have all been manufactured to the highest quality, and have been tested and certified to comply with local safety regulations. Our primary fitting style supports E27 (Edison Screw) light bulbs along with exposed bulb, or shade ready options.

Pages 94-98

Above is a simple example to get you up to speed with some of the primary lingo. Components can be purchased for DIY assembly, or can be assembled by our production team.

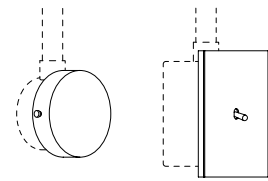
HARDWIRED SWITCH OPTIONS (HW)

HARDWIRED (HW) (USING BUILT-IN WALL SWITCH)

The light fixture is permanently connected to built-in electrical circuitry, and switched on/off by separate switch.

Pros: Minimal aesthetic, can be switched on/off at a distance, dimmer ready.

Cons: Requires builder/electrician to install, and separate wall-mounted switch.

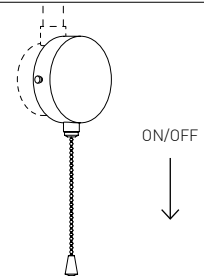


PULL CHAIN (PU)

The light fixture is permanently connected to built-in electrical circuitry, and is switched on/off by tugging downward on the chain.

Pros: A quaint aesthetic, easy on/off at the light source.

Cons: Requires builder/electrician to install. No dimmer support.

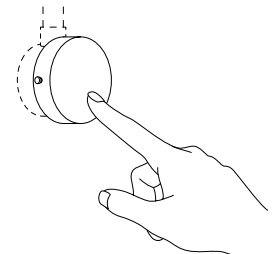


TOUCH SWITCH (TS)

The light fixture is switched on/off by simply touching any part of the light.

Pros: Minimal aesthetic.

Cons: No dimmer support.



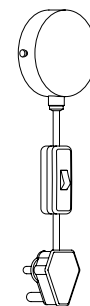
PLUG-IN SWITCH OPTIONS (PI)

INLINE SWITCH (IS)

The light fixture is supplied with an in-line switch and plug.

Pros: Portable solution - easily movable, plug into any wall outlet, no electrician required.

Cons: Some consider the in-line switch/cable/plug to be an eyesore. No dimmer support.

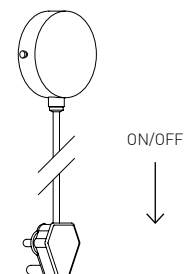


ALFIE TUG MECHANISM (AT)

The light fixture is supplied with a fabric cable and plug, and is switched on/off by tugging downward on the fabric cable.

Pros: Portable solution - easily movable, plug into any wall outlet, no electrician required.

Cons: Not as aesthetically minimal as a hardwired solution. No dimmer support.

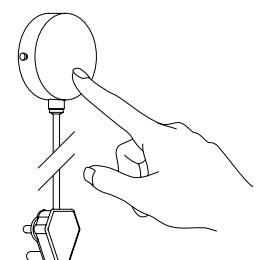


TOUCH SWITCH (TS)

The light fixture is switched on/off by simply touching any part of the light.

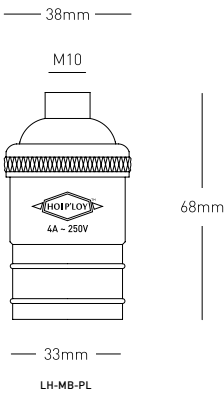
Pros: Portable solution - easily movable, plug into any wall outlet, no electrician required.

Cons: No dimmer support.



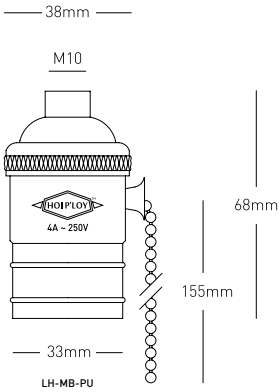
MACHINED BRASS LAMP HOLDER - PLAIN

Material: Solid Brass
Finishes: Brass | Satin Nickel Plated Brass | Oxidised Brass
Fitting Type: E27 Screw 4 A ~ 250 V
Cable Grip: Built-in



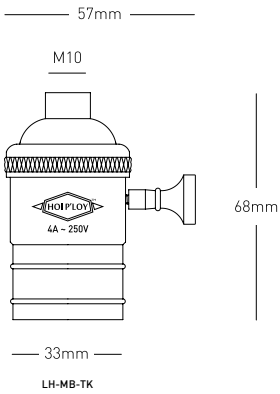
MACHINED BRASS LAMP HOLDER - PULL CHAIN

Material: Solid Brass
Finishes: Brass | Satin Nickel Plated Brass | Oxidised Brass
Fitting Type: E27 Screw 4 A ~ 250 V
Cable Grip: Built-in



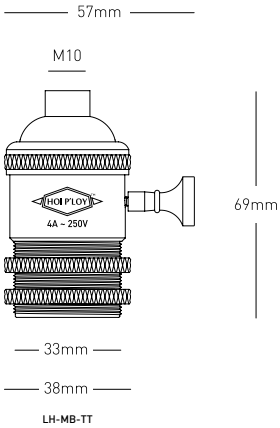
MACHINED BRASS LAMP HOLDER - TURNKEY

Material: Solid Brass
Finishes: Brass | Satin Nickel Plated Brass | Oxidised Brass
Fitting Type: E27 Screw 4 A ~ 250 V
Cable Grip: Built-in



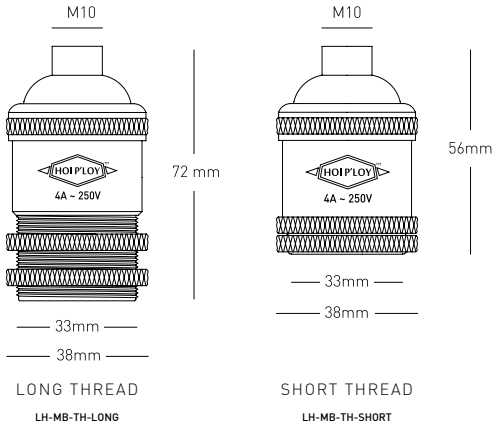
MACHINED BRASS LAMP HOLDER - TURNKEY & THREAD

Material: Solid Brass
Finishes: Brass | Satin Nickel Plated Brass | Oxidised Brass
Fitting Type: E27 Screw 4 A ~ 250 V
Cable Grip: Built-in



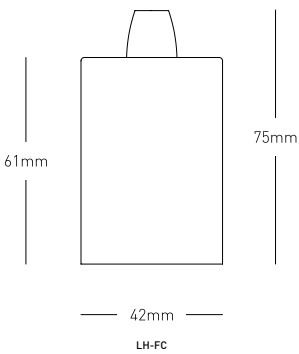
MACHINED BRASS LAMP HOLDER - THREAD

Material: Solid Brass
Finishes: Brass | Satin Nickel Plated Brass | Oxidised Brass
Fitting Type: E27 Screw 4 A ~ 250 V
Cable Grip: Built-in



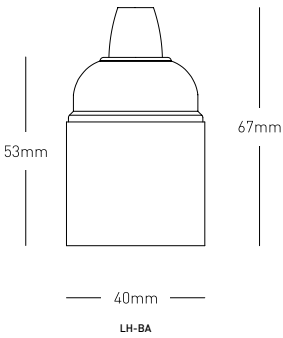
FITTING CUP WITH LAMP HOLDER

Material: Solid Brass | Copper | Stainless Steel | Oxidised Brass | Aluminium
Finishes: Brass | Copper | Stainless Steel | Oxidised Brass | Powder Coated Black / White
Fitting Type: E27 Screw 4 A ~ 250 V
Cable Grip: Brass | Copper Plated Brass | Stainless Steel | Oxidised Brass



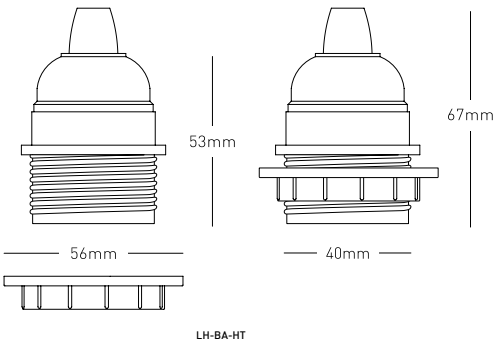
BAKELITE LAMP HOLDER - PLAIN

Material: Bakelite
Finish: Black
Fitting Type: E27 Screw 4 A ~ 250 V
Cable Grip: Brass | Stainless Steel | Nylon



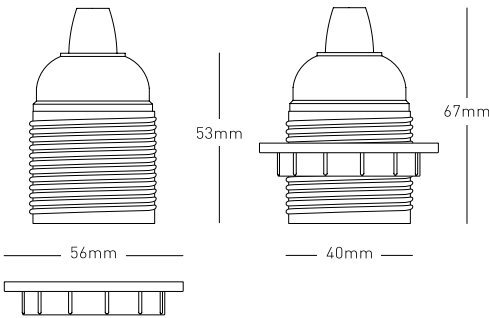
BAKELITE LAMP HOLDER - HALF THREAD

Material: Bakelite
Finish: Black
Fitting Type: E27 Screw 4 A ~ 250 V
Cable Grip: Brass | Stainless Steel | Nylon



BAKELITE LAMP HOLDER - FULL THREAD

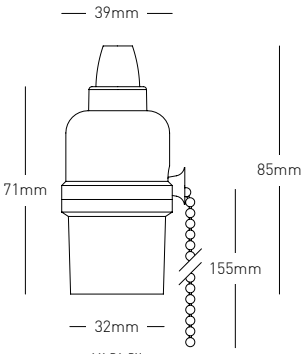
Material: Bakelite
Finish: Black
Fitting Type: E27 Screw 4 A ~ 250 V
Cable Grip: Brass | Stainless Steel | Nylon



LH-BA-FT

BAKELITE LAMP HOLDER - PULL CHAIN

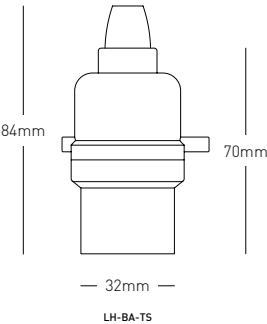
Material: Bakelite
Finish: Black
Fitting Type: E27 Screw 4 A ~ 250 V
Cable Grip: Brass | Stainless Steel | Nylon



LH-BA-PU

BAKELITE LAMP HOLDER - THROUGH SWITCH

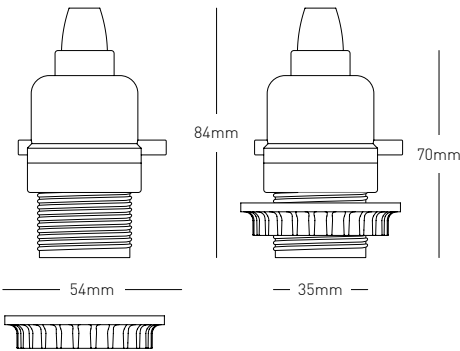
Material: Bakelite
Finish: Black
Fitting Type: E27 Screw 4 A ~ 250 V
Cable Grip: Brass | Stainless Steel | Nylon



LH-BA-TS

BAKELITE LAMP HOLDER - THROUGH SWITCH & HALF THREAD

Material: Bakelite
Finish: Black
Fitting Type: E27 Screw 4 A ~ 250 V
Cable Grip: Brass | Stainless Steel | Nylon



LH-BA-TS-HT

BAKELITE LAMP HOLDER - SWITCH



Material: Bakelite
Finish: Black
Fitting Type: E27 Screw 4 A ~ 250 V
Cable Grip: Brass | Stainless Steel | Nylon

Please note: Imperfections may occur due to the nature of the material and the moulding process.



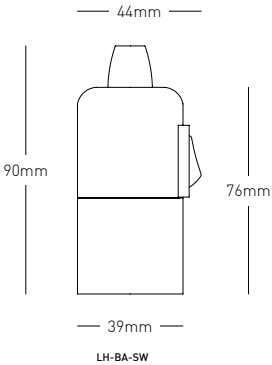
BR
BRASS



SS
STAINLESS STEEL



BN
BLACK NYLON



PLASTIC LAMP HOLDER - PLAIN



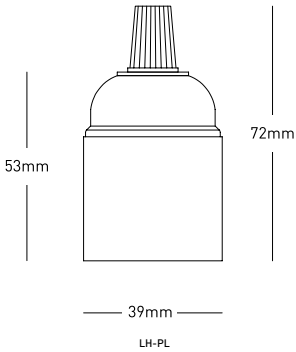
Material: Nylon
Finish: Black | White
Fitting Type: E27 Screw 4 A ~ 250 V
Cable Grip: Nylon



BL-BN
BLACK &
BLACK NYLON



WH-CN
WHITE &
CLEAR NYLON



PLASTIC LAMP HOLDER - HALF THREAD



Material: Nylon
Finish: White
Fitting Type: E27 Screw 4 A ~ 250 V
Cable Grip: Brass | Stainless Steel | Nylon



BR
BRASS



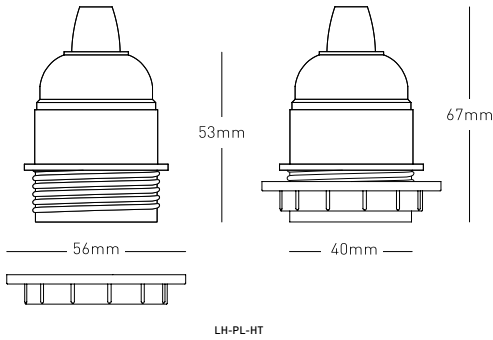
SS
STAINLESS STEEL



WN
WHITE NYLON



CN
CLEAR NYLON



PLASTIC LAMP HOLDER - FULL THREAD



Material: Nylon
Finish: White
Fitting Type: E27 Screw 4 A ~ 250 V
Cable Grip: Brass | Stainless Steel | Nylon



BR
BRASS



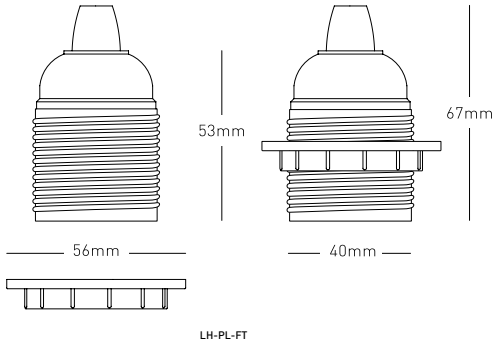
SS
STAINLESS STEEL



WN
WHITE NYLON

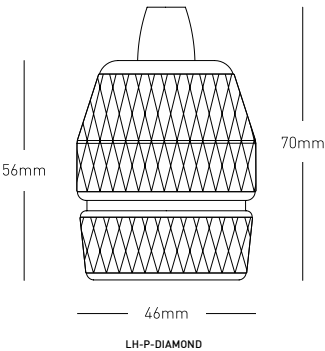


CN
CLEAR NYLON



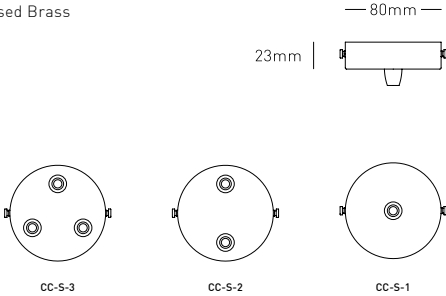
DIAMOND PORCELAIN LAMP HOLDER

Material: Porcelain
Colour: White (unglazed)
Fitting Type: E27 Screw 4 A ~ 250 V
Cable Grip: Brass | Stainless Steel | Nylon



SMALL 80mm CEILING CUP - METALLIC

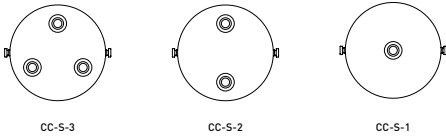
Material: Solid Brass | Solid Copper | Solid Stainless Steel
Finishes: Brushed Brass | Brushed Copper | Brushed Stainless Steel | Oxidised Brass
Variations: 1 - 3 holes
Thumb Screws: Brass | Stainless Steel | Oxidised Brass
Cable Grips: Brass | Copper Plated Brass | Stainless Steel | Oxidised Brass



Please note: Internal connector blocks supplied with multiple hole cups.

SMALL 80mm CEILING CUP - POWDER COATED WITH METAL CABLE GRIPS

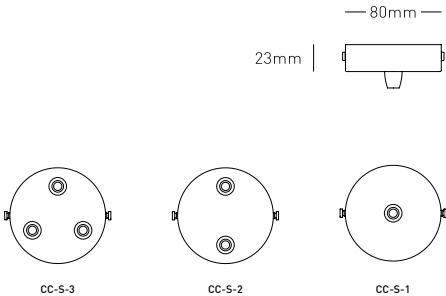
Material: Aluminium
Finishes: Powder Coated Black / White
Variations: 1 - 3 holes
Thumb Screws: Brass | Stainless Steel
Cable Grips: Brass | Stainless Steel



Please note: Internal connector blocks supplied with multiple hole cups.

SMALL 80mm CEILING CUP - POWDER COATED WITH NYLON CABLE GRIPS

Material: Aluminium
Finishes: Powder Coated Black / White
Variations: 1 - 3 holes
Slotted Screws: Stainless Steel
Cable Grips: Nylon



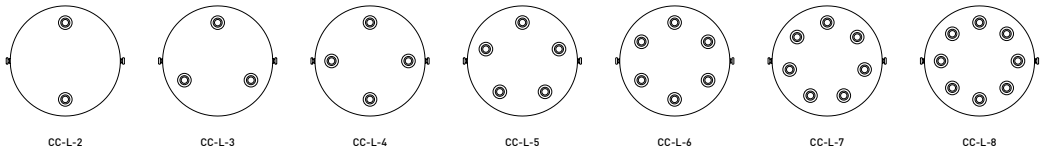
Please note: Internal connector blocks supplied with multiple hole cups.

LARGE 120mm CEILING CUP - METALLIC



Material: Solid Brass | Solid Copper | Solid Stainless Steel
Finishes: Brushed Brass | Brushed Copper | Brushed Stainless Steel | Oxidised Brass
Variations: 1 - 8 holes
Thumb Screws: Brass | Stainless Steel | Oxidised Brass
Cable Grips: Brass | Copper Plated Brass | Stainless Steel | Oxidised Brass

Please note: Internal connector blocks supplied with multiple hole cups.

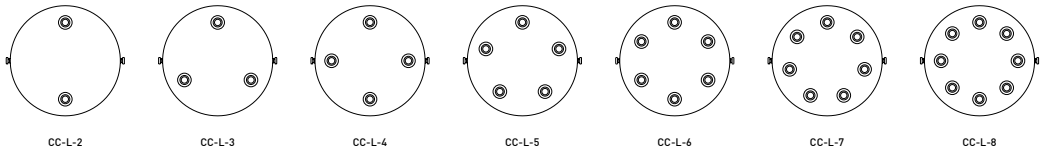


LARGE 120mm CEILING CUP - POWDER COATED WITH METAL CABLE GRIPS



Material: Aluminium
Finishes: Powder Coated Black / White
Variations: 1 - 8 holes
Thumb Screws: Brass | Stainless Steel
Cable Grips: Brass | Stainless Steel

Please note: Internal connector blocks supplied with multiple hole cups.

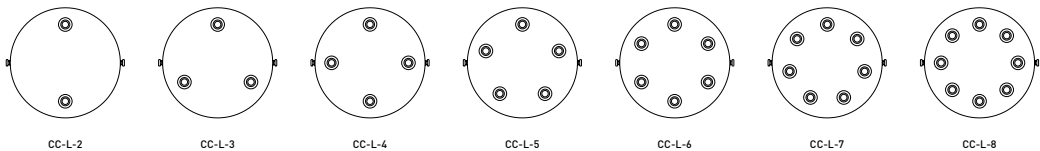


LARGE 120mm CEILING CUP - POWDER COATED WITH NYLON CABLE GRIPS



Material: Aluminium
Finishes: Powder Coated Black / White
Variations: 1 - 8 holes
Slotted Screws: Stainless Steel
Cable Grips: Nylon

Please note: Internal connector blocks supplied with multiple hole cups.

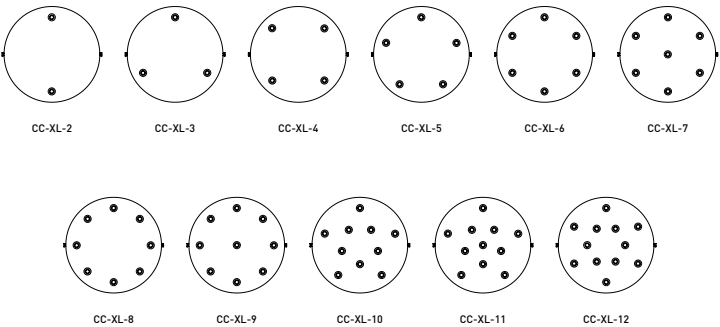
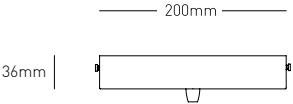


EXTRA LARGE 200mm CEILING CUP - METALLIC



Material: Solid Brass | Solid Copper | Solid Stainless Steel
Finishes: Brushed Brass | Brushed Copper | Brushed Stainless Steel
Variations: 1 - 12 holes
Thumb Screws: Brass
Cable Grips: Brass | Copper Plated Brass | Stainless Steel

Please note: Internal connector blocks supplied with multiple hole cups.

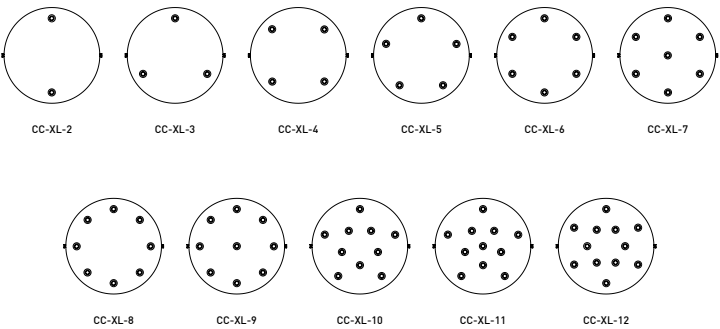
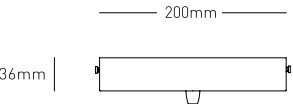


EXTRA LARGE 200mm CEILING CUP - POWDER COATED



Material: Aluminium
Finishes: Powder Coated Black / White
Variations: 1 - 12 holes
Thumb Screws: Brass | Stainless Steel
Cable Grips: Brass | Stainless Steel | Nylon

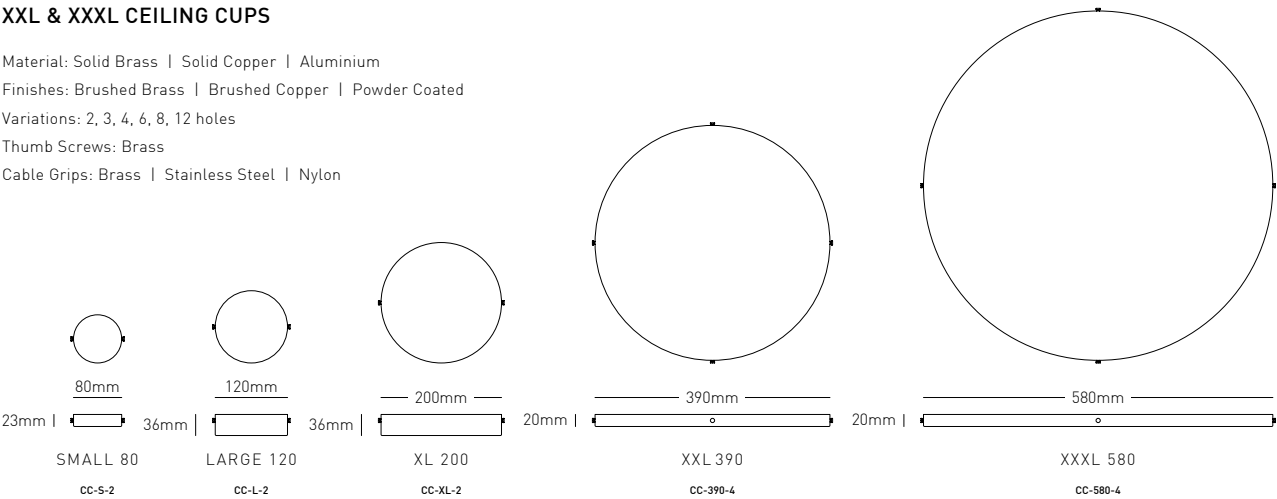
Please note: Internal connector blocks supplied with multiple hole cups.



“GINORMOUS” CEILING CUPS

XXL & XXXL CEILING CUPS

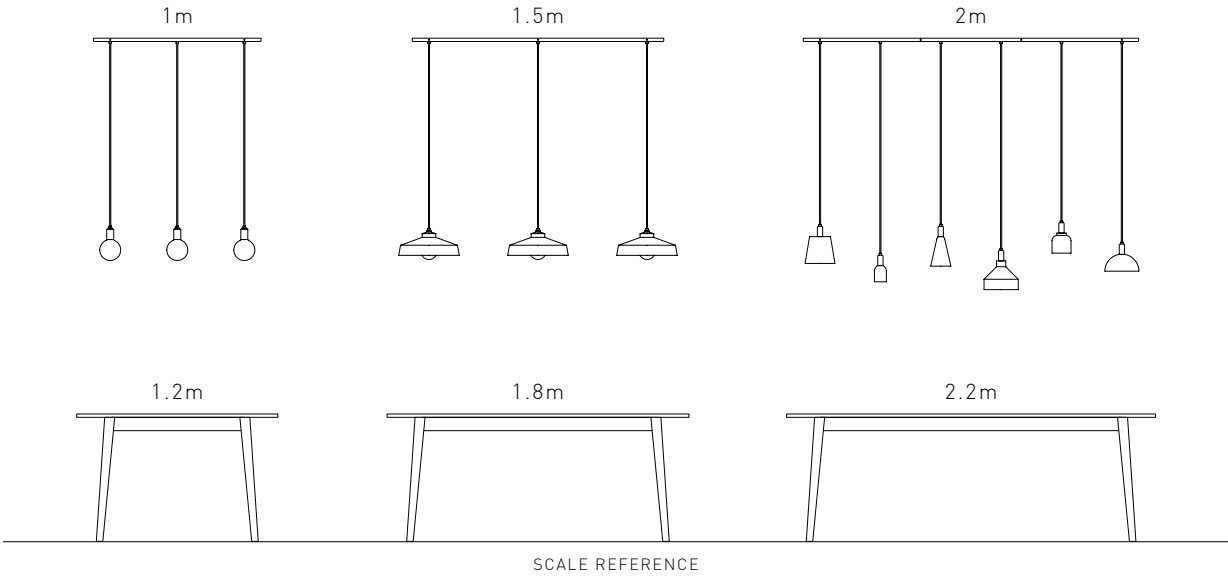
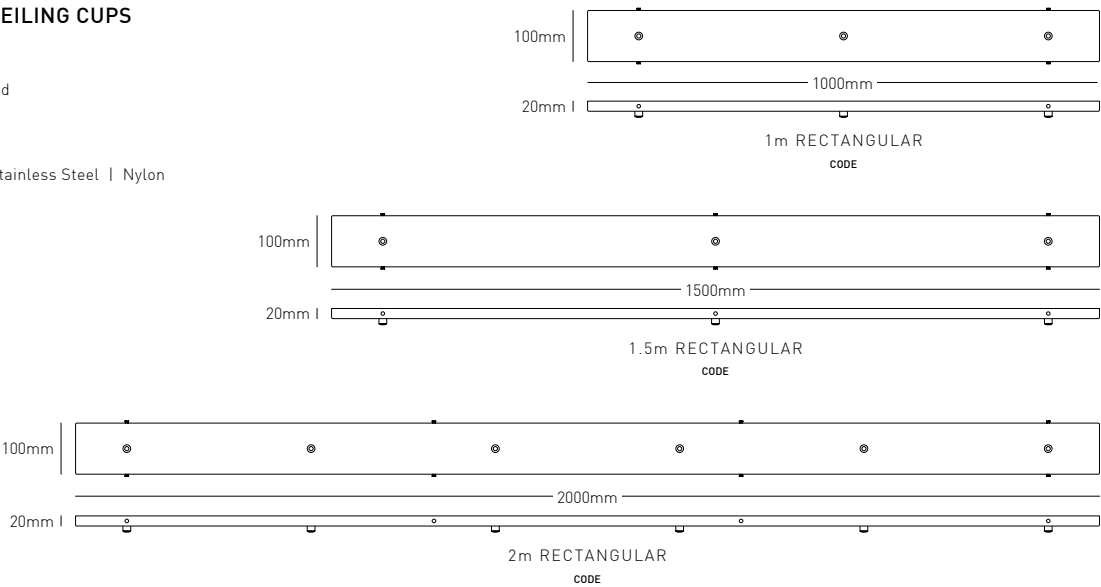
Material: Solid Brass | Solid Copper | Aluminium
Finishes: Brushed Brass | Brushed Copper | Powder Coated
Variations: 2, 3, 4, 6, 8, 12 holes
Thumb Screws: Brass
Cable Grips: Brass | Stainless Steel | Nylon



“LONG” CEILING CUPS

RECTANGULAR CEILING CUPS

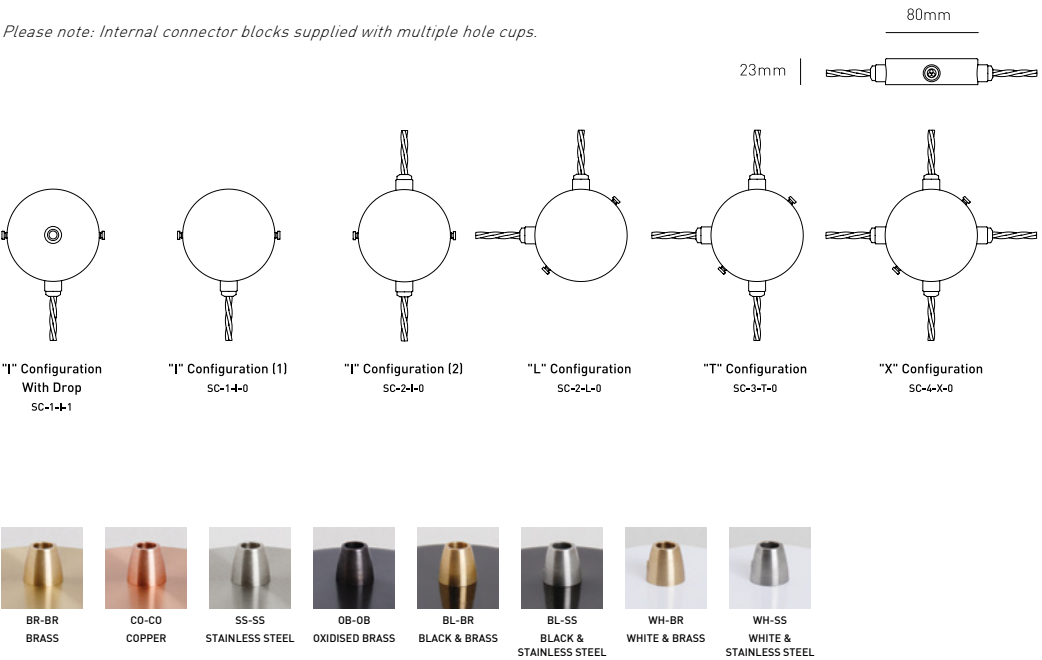
Material: Mild Steel
Finishes: Powder Coated
Variations: 3 - 6 holes
Thumb Screws: Brass
Cable Grips: Brass | Stainless Steel | Nylon



SPLITTER CUP

Materials: Solid Brass | Copper | Stainless Steel | Aluminium
Finishes: Brass | Copper | Stainless Steel | Oxidised Brass | Powder Coated Black / White
Thumb Screws: Brass | Stainless Steel
Cable Grips: Brass | Copper Plated Brass | Stainless Steel | Oxidised Brass

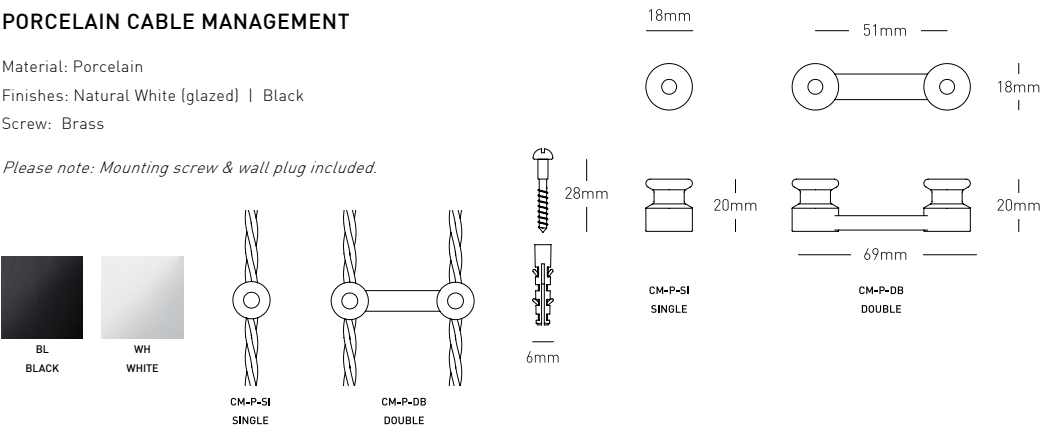
Please note: Internal connector blocks supplied with multiple hole cups.



PORCELAIN CABLE MANAGEMENT

Material: Porcelain
Finishes: Natural White (glazed) | Black
Screw: Brass

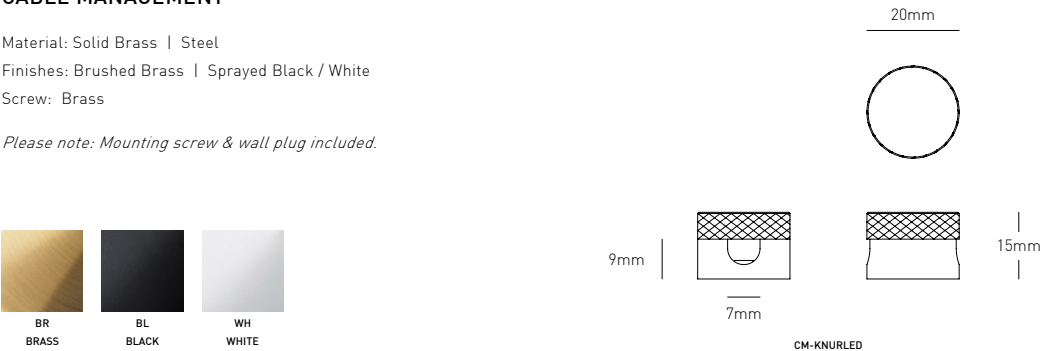
Please note: Mounting screw & wall plug included.



CABLE MANAGEMENT

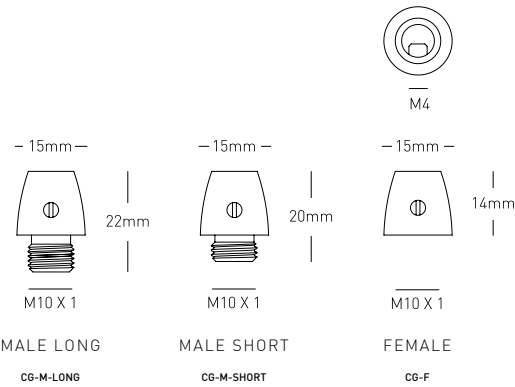
Material: Solid Brass | Steel
Finishes: Brushed Brass | Sprayed Black / White
Screw: Brass

Please note: Mounting screw & wall plug included.



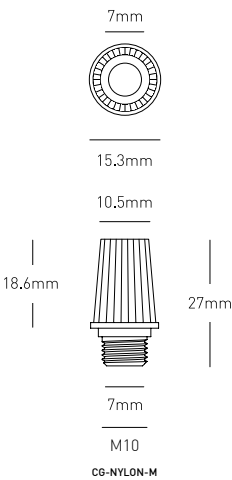
METALLIC CABLE GRIP

Material: Solid Brass | Copper Plated | Stainless Steel
Finishes: Brass | Copper | Stainless Steel | Oxidised Brass
Variations: Male (LONG) | Male (SHORT) | Female
Grub Screw: Brass | Stainless Steel | Oxidised Brass



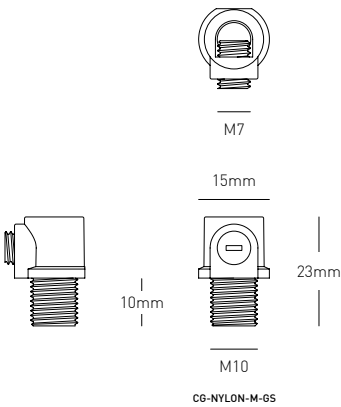
NYLON CABLE GRIP

Material: Nylon
Finishes: Black | White | Clear
Thread Size: M10 x 1



NYLON CABLE GRIP WITH GRUB SCREW

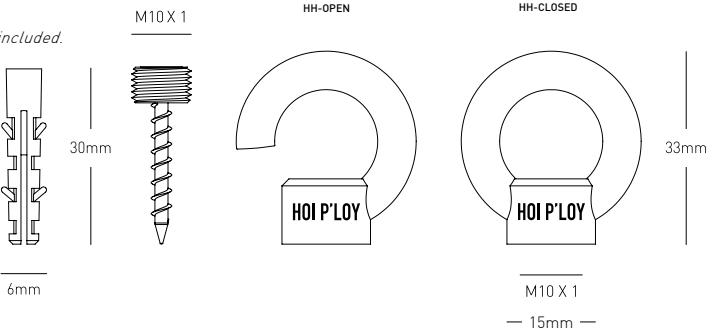

Material: Nylon
Finishes: Black | White | Clear
Thread Size: M10 x 1



HANDY HOOK - OPEN / CLOSED

Material: Brass Plated Zinc | Satin Nickel Plated Zinc
Finishes: Brushed Brass | Satin Nickel
Load-bearing Capacity: 5kg

Please note: M10 drywall screw & wall plug included.

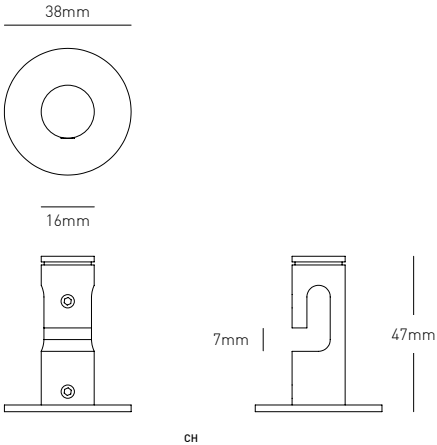





CABLE HOOK

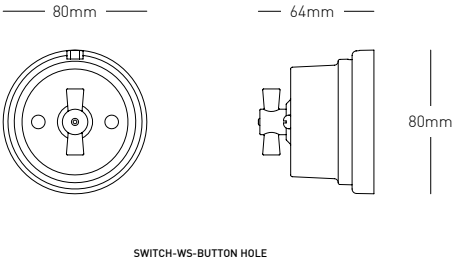
Material: Solid Brass | Steel
Finishes: Brushed Brass | Sprayed Black / White
Load-bearing Capacity: 5kg

Please note: Mounting screw & wall plug included.



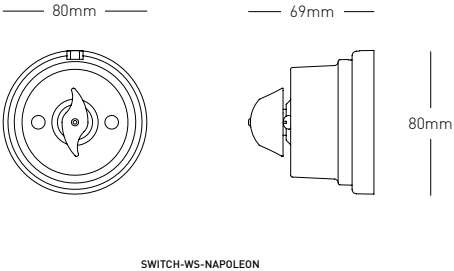
PORCELAIN WALL SWITCH - BUTTON HOLE

Material: Porcelain
Finishes: Natural White (glazed)
Wiring: 2 Way



PORCELAIN WALL SWITCH - NAPOLEON

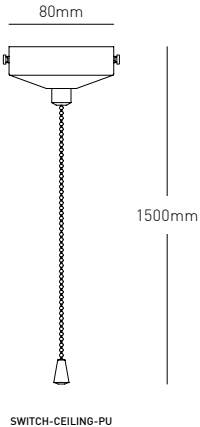

Material: Porcelain
Finishes: Natural White (glazed)
Wiring: 2 Way



PULL CHAIN CEILING SWITCH

Material: Solid Brass | Aluminium
Finishes: Brushed Brass | Oxidised Brass | Powder Coated
Pull Chain Length: 1.5m (Standard)

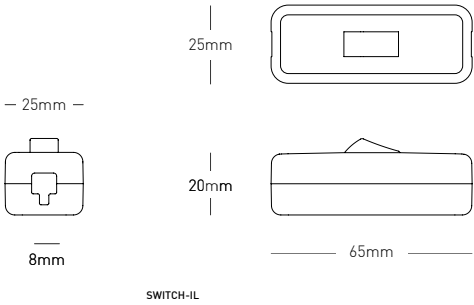
Please note: Pull chain length is customisable.



INLINE SWITCH

Material: Plastic
Finishes: Black | White

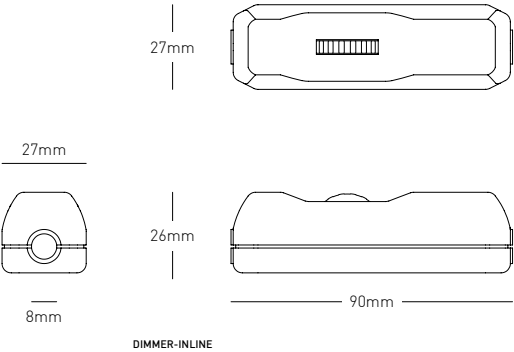
Please note: Suitable for 3-core & 2-core cables.



INLINE DIMMER SWITCH

Material: Plastic
Finishes: Black | White | Clear

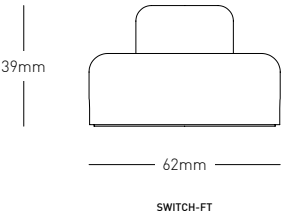
Please note: Suitable for 3-core & 2-core cables.



FOOT SWITCH

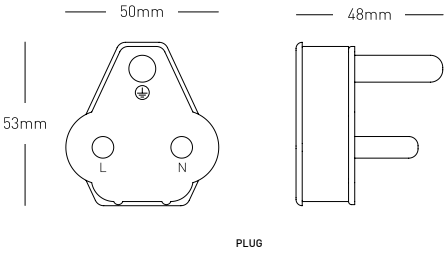
Material: Plastic
Finishes: Black | Clear

Please note: Suitable for 3-core & 2-core cables.



RSA 3 POINT PLUG


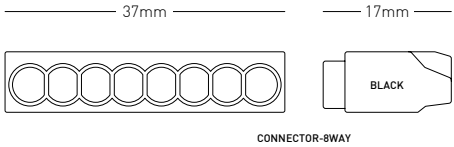
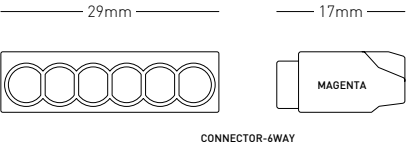
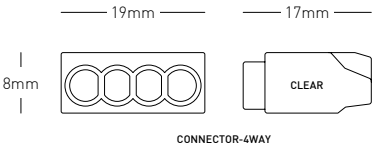
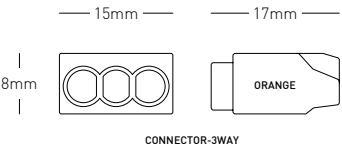
Material: ABS Plastic, Solid Brass Pins
Finishes: Black | White
Amperage: 16 A



CONNECTOR BLOCKS

Material: Plastic
Split: 3-Way (Orange: 2 Lights) | 4-Way (Clear: 3 Lights)
6-Way (Magenta: 5 Lights) | 8-Way (Black: 7 Lights)
Max Current: 24 A
Max Voltage: 450 V


Please note: Sold in sets of 3 (Live, Neutral, Earth).
Connector blocks included as standard with multiple hole ceiling cups.



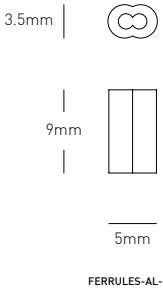
CABLE FERRULE & STEEL CABLE

Cable Diameter: 1.2mm
Cable Material: 304 Stainless Steel
Ferrule Material: Aluminium
Load-bearing Capacity: 10kg

Please note: Cable ferrule compatible with 1.2-1.5mm steel cable.



STEEL CABLE 1.2



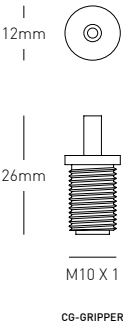
FERRULES-AL-1.5



ADJUSTABLE CABLE GRIPPER

Material: Brass | Nickel Plated Brass
Thread Size: M10 x 1
Load-bearing Capacity: 10kg

Please note: Cable can be adjusted on-site.

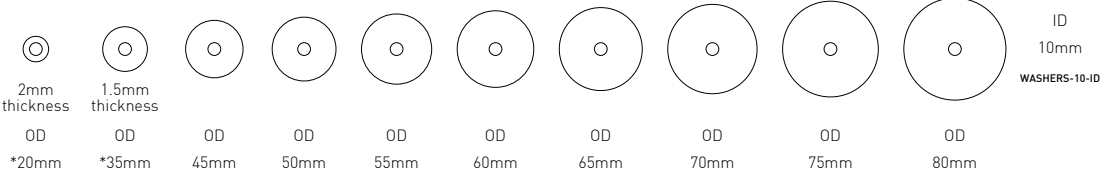
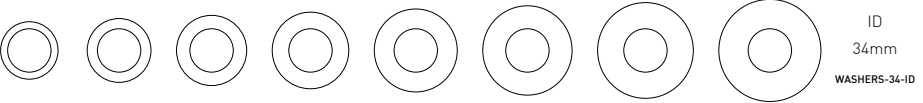
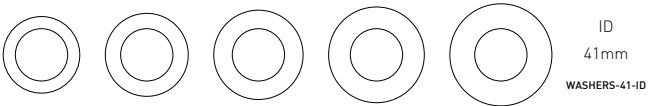


CG-GRIPPER



WASHERS

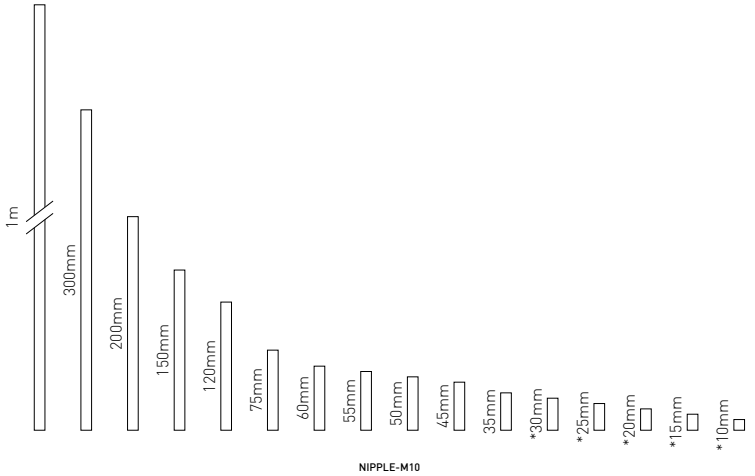

Material: Stainless Steel | Galvanised*
Thickness: 1.2mm unless shown otherwise





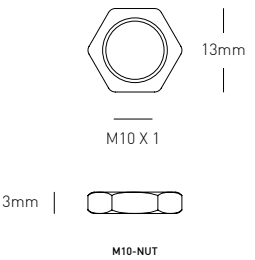
M10X1 NIPPLE

Material: Galvanised Steel (15mm - 1m)
Brass* (10mm - 30mm)
Thread Size: M10 x 1



M10X1 GALVANISED NUT

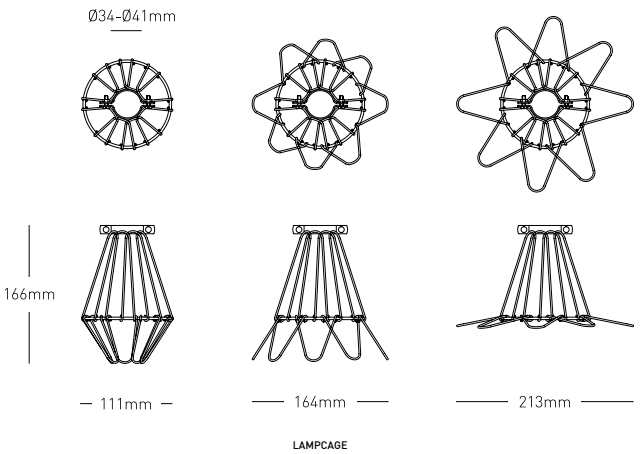
Material: Galvanised Steel
Thread Size: M10 x 1



LAMP CAGE

Material: Mild Steel
Finishes: Brass Plated | Nickel Plated |
Powder Coated Black

*Please note: Suitable for Hoi P'loy
Bakelite & Machined Brass lamp holders.*




WAX-RENV65

RENAISSANCE MICRO-CRYSTALLINE WAX POLISH (65ml)

History: Developed at the British Museum Research Laboratories in the 1950's
Purpose: An alternative to clear lacquer in protecting natural brass
Material: Petroleum based micro-crystalline wax
Application: Brass, Copper, Steel, Wood, Leather, Marble
Acidity: pH Neutral
Cleaning: Gentle damp cloth (warm soapy water or paraffin)
Removing: White spirit (a petroleum distillate)

Please note: Bulk containers are available on request.



FABRIC CABLE CORD

MADE IN ITALY

With over 85 different colours and styles, we're very proud to offer one of the widest ranges of fabric cable cord in Africa. All of the braided flexible cable shown here is kept in stock and ready to ship out as soon as an order is placed. Our fabric cable cord is made from the highest quality woven cloth sleeve with 3 cores and double PVC insulation. Certain colours are also available in 2 core.

When purchasing fabric cable cord there is no minimum order quantity so you can get just the right length for your needs.

BRAIDED FABRIC CABLE CORD - SOLID




FC-SO-PU-3
PURPLE



FC-SO-LL-3
LILAC



FC-SO-MT-3
MISTY BLUE



FC-SO-MB-3
MIDNIGHT BLUE



FC-SO-RB-3
ROYAL BLUE



FC-SO-SB-3
SKY BLUE



FC-SO-OR-3
ORANGE



FC-SO-GO-3
GOLD



FC-SO-YE-3
YELLOW



FC-SO-LG-3
LEAF GREEN



FC-SO-FG-3
FOREST GREEN



FC-SO-EM-3
EMERALD



FC-SO-CO-3
COPPER



FC-SO-WK-3
WHISKEY



FC-SO-CB-3
CHOCOLATE BROWN



FC-SO-MA-3
MAROON



FC-SO-BE-3
BEETROOT



FC-SO-RE-3
RED



FC-SO-CL-3
CLEAR



FC-SO-PE-3
PEARL



FC-SO-WH-3
WHITE



FC-SO-CP-3
CHAMPAGNE



FC-SO-PI-3
PINK



FC-SO-FU-3
FUCHSIA



FC-SO-SI-3
SILVER



FC-SO-ST-3
STEEL



FC-SO-GR-3
GREY



FC-SO-GG-3
GUNMETAL GREY



FC-SO-GP-3
GRAPHITE



FC-SO-BL-3
BLACK

BRAIDED FABRIC CABLE CORD - NATURAL



FC-NA-SO-CR-3-C
CREAM



FC-NA-SO-NU-3-C
NUDE



FC-NA-SO-PB-3-C
PEBBLE



FC-NA-SO-LI-3-C
LINEN



FC-NA-SO-KO-3-C
KOALA



FC-NA-SO-EB-3-C
EBONY




FC-NA-SO-MB-3-C
MISTY BLUE



FC-NA-SO-GM-3-C
GREY MELANGE



FC-NA-SO-AS-3-C
ASH GREY



FC-NA-SO-SL-3-C
SLATE GREY



FC-NA-SO-CH-3-C
CHARCOAL



FC-NA-SO-PH-3-C
PITCH BLACK



FC-NA-SO-AD-3
ADMIRAL BLUE



FC-NA-SO-TE-3
TEAL



FC-NA-SO-PG-3-C
PINE GREEN



FC-NA-SO-SA-3
SAGE



FC-NA-SO-MG-3-C
MILITARY GREEN




FC-NA-SO-EU-3-C
EUCALYPTUS GREEN



FC-NA-SO-SL-3
SALMON



FC-NA-SO-MU-3-C
MUSTARD YELLOW



FC-NA-SO-CU-3-C
CURRY YELLOW




FC-NA-SO-CM-3-C
CUMIN



FC-NA-SO-KA-3-C
KHAKI



FC-NA-SO-LC-3
LICHEN




FC-NA-SO-CI-3-C
CINNAMON




FC-NA-SO-RU-3
RUST




FC-NA-SO-CH-3
CHERRY



FC-NA-SO-SR-3-C
SIGNAL RED



FC-NA-SO-CL-3-C
CORAL



FC-NA-SO-RQ-3-C
ROSE QUARTZ



FC-NA-SO-VI-3-C
VIOLET



FC-NA-SO-AU-3
AUBERGINE



FC-NA-SO-DP-3
DUSTY PINK


BRAIDED FABRIC CABLE CORD - TWISTED



BRAIDED FABRIC CABLE CORD - ZIGZAG



BRAIDED FABRIC CABLE CORD - NEON



FINISHES & COLOURWAYS




Signature brass with or without accent colours



Monotone powder coating in either single or duo-tone.


BRUSHED METALLIC FINISHES & TRADITIONAL BAKELITE




BR
BRASS




CO
COPPER



SS
STAINLESS STEEL




OB
OXIDISED BRASS




BA
BAKELITE

We work primarily with solid brass which has character and ages with time. Aging is visible as a surface tarnish formed by oxidation from exposure to air and moisture. For this reason we caution clients who select a brass finish for sea-side installations, as close proximity to humid, salty air tends to accelerate tarnishing, particularly on upward facing surfaces. We slow the effects of oxidation by either applying a coat of clear lacquer, or by waxing the surface with Renaissance Micro-crystalline Wax Polish (Page 107), which should be re-applied from time to time for best results.


MATTE POWDER COATED FINISHES



BL
BLACK




CG
CHARCOAL GREY



SG
STONE GREY




CR
CREAM




WH
WHITE




MY
MUSTARD YELLOW




RR
RUST RED




WB
WINTER BLUSH



MS
MISTY MINT



HT
HARBOUR TEAL



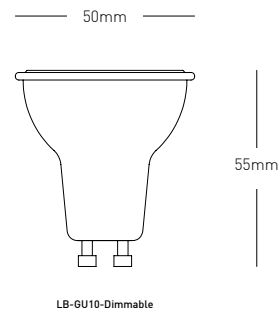
BG
BOTANY GREEN

For a contemporary aesthetic that's hard-wearing with the least maintenance, our custom made in-door powder coating colours can't be beaten. We've carefully commissioned a palette of subtle colours that fit with any interior style. Mix and match to your hearts content. Sample swatch set available on request.



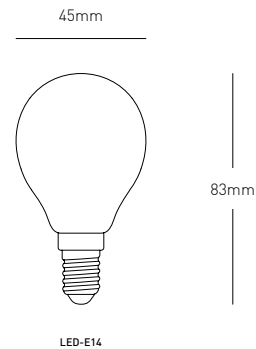
GU10 LED BULB

Bulb Type: LED
Wattage: 5 W
Voltage: 220 - 240 V
Brightness: 400 lm
Colour Temp: 2700K (Warm White)
Average Life: 20,000 Hours
Dimmable: Yes (Trailing Edge, Shuttle Dimmer Compatible)



OPAL GOLF BALL LED GLOBE

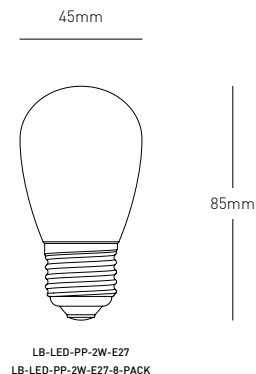
Bulb Type: LED
Wattage: 4 W
Voltage: 220 - 240 V
Brightness: 380 lm
Colour Temp: 2700K (Warm White)
Base: E14 Small Edison Screw
Average Life: 20,000 hours
Dimmable: Yes (Trailing Edge, Shuttle Dimmer Compatible)



PETITE PEAR LED FILAMENT BULB

Bulb Type: LED	Colour Temp: 2200K (Warm)
Wattage: 2 W	Base: E27 Edison Screw
Voltage: 220 - 240 V	Average Life: 20,000 Hours
Brightness: 110 lm	Dimmable: Yes (Trailing Edge, Shuttle Dimmer Compatible)

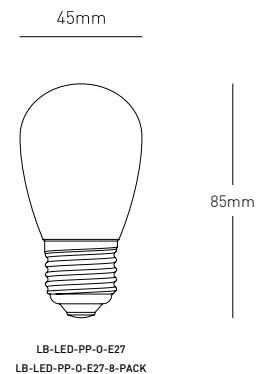
Please note: Bulbs are sold as a single unit or in a pack of 8.
Compatible with Hoi P'loy Outdoor String Lights (Page 88).



OPAL PETITE PEAR LED BULB (GLOSS)

Bulb Type: LED	Base: E27 Edison Screw
Wattage: 3 W	Average Life: 20,000 Hours
Voltage: 220 - 240 V	Dimmable: Yes (Trailing Edge, Shuttle Dimmer Compatible)
Brightness: 110 lm	Surface Finish: Gloss
Colour Temp: 2200K (Warm)	

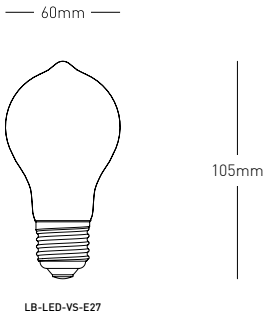
Please note: Bulbs are sold as a single unit or in a pack of 8.
Compatible with Hoi P'loy Outdoor String Lights (Page 88).





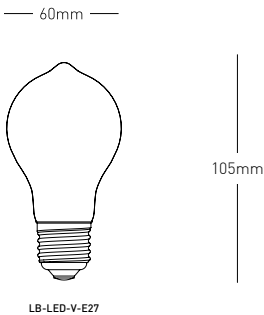
VICTORIAN LED BRANCH BULB

Bulb Type: LED	Colour Temp: 2200K (Warm)
Wattage: 3 W	Base: E27 Edison Screw
Voltage: 220 - 240 V	Average Life: 20,000 Hours
Brightness: 150 lm	Dimmable: Yes (Trailing Edge, Shuttle Dimmer Compatible)



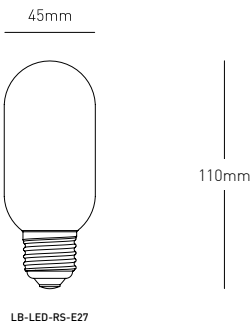
VICTORIAN SPIRAL LED FILAMENT BULB

Bulb Type: LED	Colour Temp: 2200K (Warm)
Wattage: 3 W	Base: E27 Edison Screw
Voltage: 220 - 240 V	Average Life: 20,000 Hours
Brightness: 90 lm	Dimmable: Yes (Trailing Edge, Shuttle Dimmer Compatible)



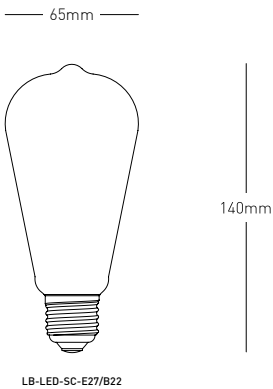
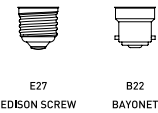
RADIO STYLE VERTICAL SPIRAL LED FILAMENT BULB

Bulb Type: LED	Colour Temp: 2200K (Warm)
Wattage: 3 W	Base: E27 Edison Screw
Voltage: 220 - 240 V	Average Life: 20,000 Hours
Brightness: 110 lm	Dimmable: Yes (Trailing Edge, Shuttle Dimmer Compatible)



SQUIRREL CAGE LED BRANCH BULB

Bulb Type: LED	Colour Temp: 2200K (Warm)
Wattage: 3 W	Base: E27 Edison Screw B22 Bayonet
Voltage: 220 - 240 V	Average Life: 20,000 Hours
Brightness: 150 lm	Dimmable: Yes (Trailing Edge, Shuttle Dimmer Compatible)





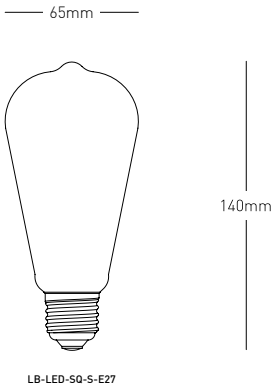
SQUIRREL CAGE SPIRAL LED FILAMENT BULB

Bulb Type: LED
Wattage: 3 W
Voltage: 220 - 240 V
Brightness: 170 lm

Colour Temp: 2200K (Warm)
Base: E27 Edison Screw
Average Life: 20,000 Hours
Dimmable: Yes (Trailing Edge, Shuttle Dimmer Compatible)



E27
EDISON SCREW



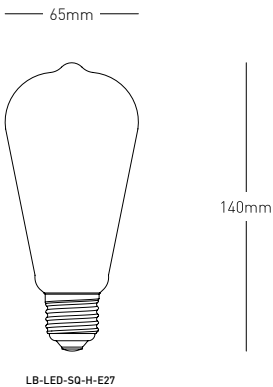
SQUIRREL CAGE HEART LED FILAMENT BULB

Bulb Type: LED
Wattage: 3 W
Voltage: 220 - 240 V
Brightness: 170 lm

Colour Temp: 2200K (Warm)
Base: E27 Edison Screw
Average Life: 20,000 Hours
Dimmable: Yes (Trailing Edge, Shuttle Dimmer Compatible)



E27
EDISON SCREW



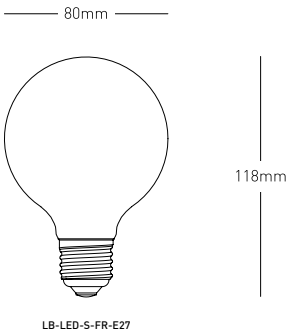
SMALL FROSTED LED GLOBE (MATTE)

Bulb Type: LED
Wattage: 6 W
Voltage: 220 - 240 V
Brightness: 450 lm
Colour Temp: 2200K (Warm)

Base: E27 Edison Screw
Average Life: 20,000 Hours
Dimmable: Yes (Trailing Edge, Shuttle Dimmer Compatible)
Surface Finish: Matte



E27
EDISON SCREW



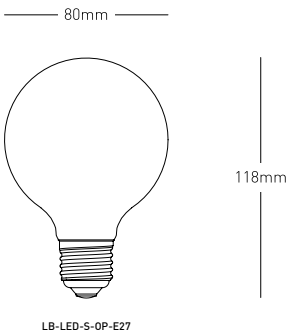
SMALL OPAL LED GLOBE (MATTE)

Bulb Type: LED
Wattage: 5 W
Voltage: 220 - 240 V
Brightness: 450 lm
Colour Temp: 2200K (Warm)

Base: E27 Edison Screw
Average Life: 20,000 Hours
Dimmable: Yes (Trailing Edge, Shuttle Dimmer Compatible)
Surface Finish: Matte



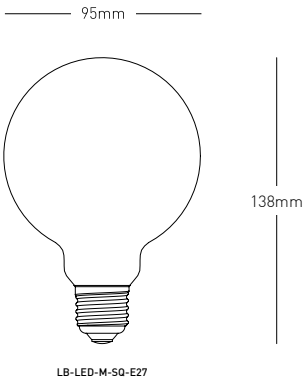
E27
EDISON SCREW





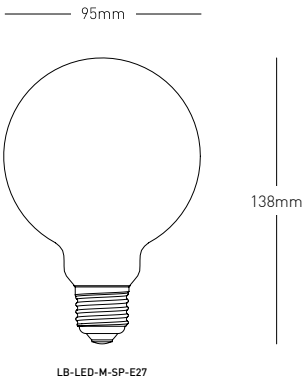
MEDIUM SQUIRREL CAGE LED FILAMENT GLOBE

Bulb Type: LED	Colour Temp: 2200K (Warm)
Wattage: 6 W	Base: E27 Edison Screw
Voltage: 220 - 240 V	Average Life: 20,000 Hours
Brightness: 350 lm	Dimmable: Yes (Trailing Edge, Shuttle Dimmer Compatible)



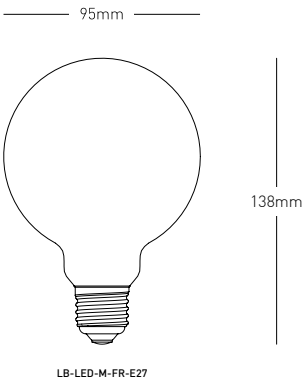
MEDIUM VERTICAL SPIRAL LED FILAMENT GLOBE

Bulb Type: LED	Colour Temp: 2200K (Warm)
Wattage: 3 W	Base: E27 Edison Screw
Voltage: 220 - 240 V	Average Life: 20,000 Hours
Brightness: 110 lm	Dimmable: Yes (Trailing Edge, Shuttle Dimmer Compatible)



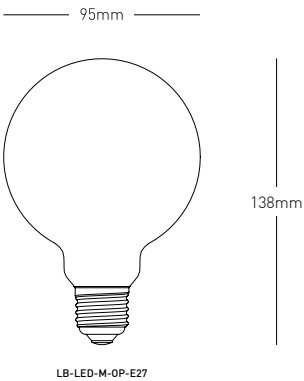
MEDIUM FROSTED LED GLOBE (MATTE)

Bulb Type: LED	Base: E27 Edison Screw
Wattage: 6 W	Average Life: 20,000 Hours
Voltage: 220 - 240 V	Dimmable: Yes (Trailing Edge, Shuttle Dimmer Compatible)
Brightness: 450 lm	Surface Finish: Matte
Colour Temp: 2200K (Warm)	



MEDIUM OPAL LED GLOBE (MATTE)

Bulb Type: LED	Base: E27 Edison Screw
Wattage: 5 W	Average Life: 20,000 Hours
Voltage: 220 - 240 V	Dimmable: Yes (Trailing Edge, Shuttle Dimmer Compatible)
Brightness: 450 lm	Surface Finish: Matte
Colour Temp: 2200K (Warm)	



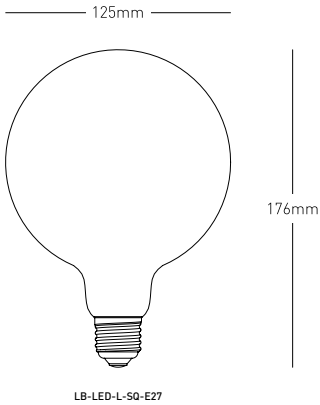


LARGE SQUIRREL CAGE LED FILAMENT GLOBE

Bulb Type: LED	Colour Temp: 2200K (Warm)
Wattage: 6 W	Base: E27 Edison Screw
Voltage: 220 - 240 V	Average Life: 20,000 Hours
Brightness: 500 lm	Dimmable: Yes (Trailing Edge, Shuttle Dimmer Compatible)



E27
EDISON SCREW

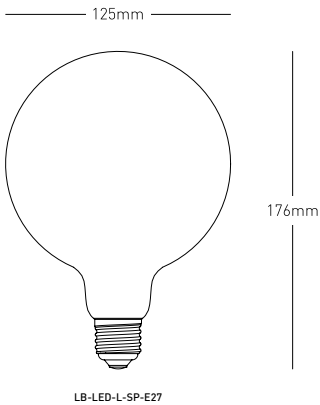


LARGE VERTICAL SPIRAL LED FILAMENT GLOBE

Bulb Type: LED	Colour Temp: 2200K (Warm)
Wattage: 3 W	Base: E27 Edison Screw
Voltage: 220 - 240 V	Average Life: 20,000 Hours
Brightness: 110 lm	Dimmable: Yes (Trailing Edge, Shuttle Dimmer Compatible)



E27
EDISON SCREW

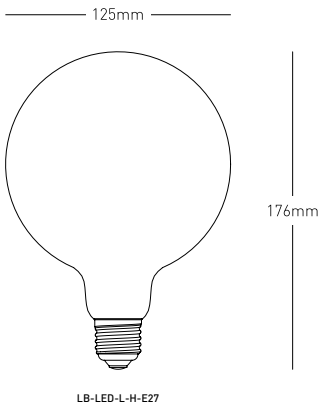


LARGE HEART LED FILAMENT GLOBE

Bulb Type: LED	Colour Temp: 2200K (Warm)
Wattage: 3 W	Base: E27 Edison Screw
Voltage: 220 - 240 V	Average Life: 20,000 Hours
Brightness: 110 lm	Dimmable: Yes (Trailing Edge, Shuttle Dimmer Compatible)



E27
EDISON SCREW

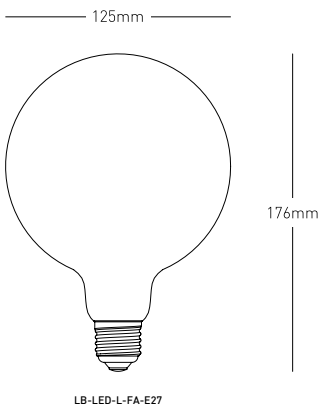


LARGE FAIRY LED FILAMENT GLOBE

Bulb Type: LED	Colour Temp: 2200K (Warm)
Wattage: 2,5 W	Base: E27 Edison Screw
Voltage: 220 - 240 V	Average Life: 20,000 Hours
Brightness: 60 lm	Dimmable: Yes (Trailing Edge, Shuttle Dimmer Compatible)



E27
EDISON SCREW

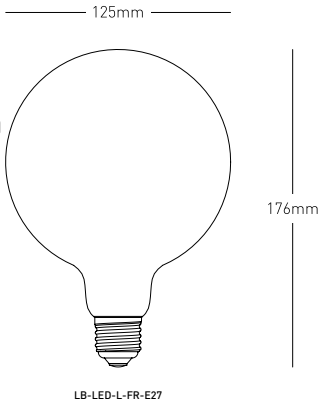




LARGE FROSTED LED GLOBE (MATTE)

Bulb Type: LED
Wattage: 6 W
Voltage: 220 - 240 V
Brightness: 450 lm
Colour Temp: 2200K (Warm)

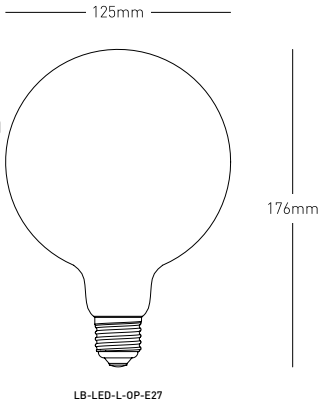
Base: E27 Edison Screw
Average Life: 20,000 Hours
Dimmable: Yes (Trailing Edge, Shuttle Dimmer Compatible)
Surface Finish: Matte



LARGE OPAL LED GLOBE (MATTE)

Bulb Type: LED
Wattage: 6 W
Voltage: 220 - 240 V
Brightness: 450 lm
Colour Temp: 2200K (Warm)

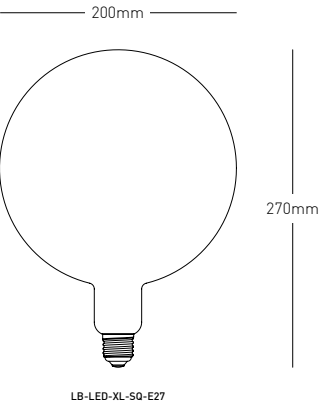
Base: E27 Edison Screw
Average Life: 20,000 Hours
Dimmable: Yes (Trailing Edge, Shuttle Dimmer Compatible)
Surface Finish: Matte



EXTRA LARGE SQUIRREL CAGE LED FILAMENT GLOBE

Bulb Type: LED
Wattage: 10 W
Voltage: 220 - 240 V
Brightness: 700 lm

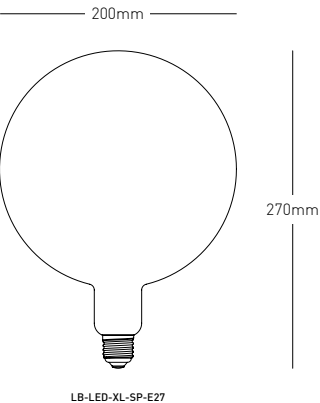
Colour Temp: 2200K (Warm)
Base: E27 Edison Screw
Average Life: 20,000 Hours
Dimmable: Yes (Trailing Edge, Shuttle Dimmer Compatible)



EXTRA LARGE VERTICAL SPIRAL LED FILAMENT GLOBE

Bulb Type: LED
Wattage: 5 W
Voltage: 220 - 240 V
Brightness: 160 lm

Colour Temp: 2200K (Warm)
Base: E27 Edison Screw
Average Life: 20,000 Hours
Dimmable: Yes (Trailing Edge, Shuttle Dimmer Compatible)

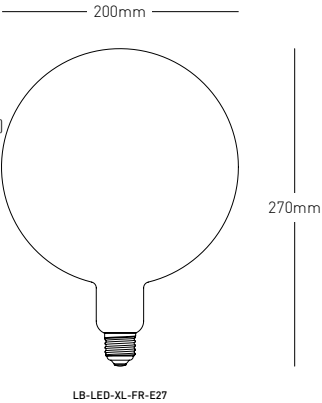




EXTRA LARGE FROSTED LED BULB (MATTE)

Bulb Type: LED
Wattage: 6 W
Voltage: 220 - 240 V
Brightness: 450 lm
Colour Temp: 2200K (Warm)

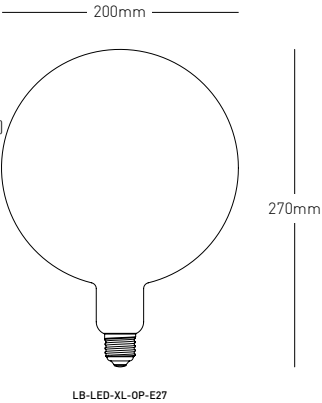
Base: E27 Edison Screw
Average Life: 20,000 Hours
Dimmable: Yes (Trailing Edge, Shuttle Dimmer Compatible)
Surface Finish: Matte



EXTRA LARGE OPAL LED BULB (MATTE)

Bulb Type: LED
Wattage: 6 W
Voltage: 220 - 240 V
Brightness: 450 lm
Colour Temp: 2200K (Warm)

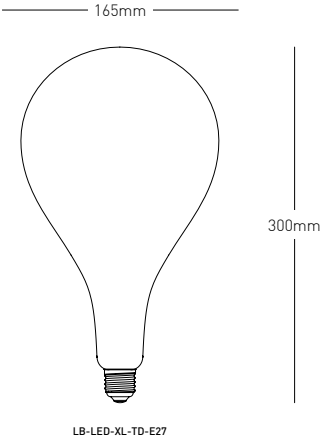
Base: E27 Edison Screw
Average Life: 20,000 Hours
Dimmable: Yes (Trailing Edge, Shuttle Dimmer Compatible)
Surface Finish: Matte



EXTRA LARGE TEARDROP LED BULB

Bulb Type: LED
Wattage: 4 W
Voltage: 220 - 240 V
Brightness: 160 lm

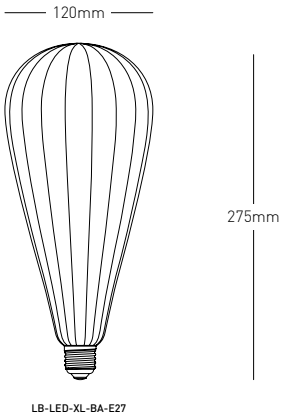
Colour Temp: 2200K (Warm)
Base: E27 Edison Screw
Average Life: 20,000 Hours
Dimmable: Yes (Trailing Edge, Shuttle Dimmer Compatible)



EXTRA LARGE BALLOON LED BULB

Bulb Type: LED
Wattage: 6 W
Voltage: 220 - 240 V
Brightness: 260 lm

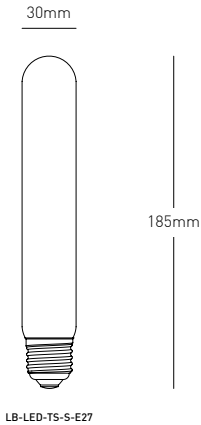
Colour Temp: 2200K (Warm)
Base: E27 Edison Screw
Average Life: 20,000 Hours
Dimmable: Yes (Trailing Edge, Shuttle Dimmer Compatible)





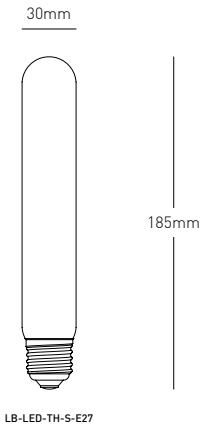
SHORT 185mm TUBULAR SPIRAL FILAMENT LED BULB

Bulb Type: LED	Colour Temp: 2200K (Warm)
Wattage: 3 W	Base: E27 Edison Screw
Voltage: 220 - 240 V	Average Life: 20,000 Hours
Brightness: 120 lm	Dimmable: Yes (Trailing Edge, Shuttle Dimmer Compatible)



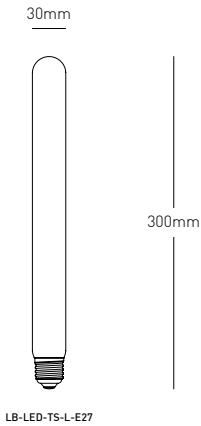
SHORT 185mm TUBULAR HAIRPIN FILAMENT LED BULB

Bulb Type: LED	Colour Temp: 2200K (Warm)
Wattage: 3 W	Base: E27 Edison Screw
Voltage: 220 - 240 V	Average Life: 20,000 Hours
Brightness: 120 lm	Dimmable: Yes (Trailing Edge, Shuttle Dimmer Compatible)



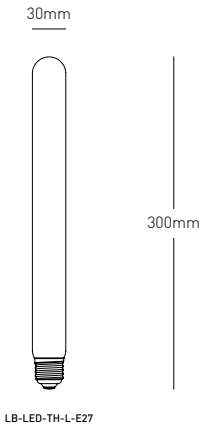
LONG 300mm TUBULAR SPIRAL FILAMENT LED BULB

Bulb Type: LED	Colour Temp: 2200K (Warm)
Wattage: 4 W	Base: E27 Edison Screw
Voltage: 220 - 240 V	Average Life: 20,000 Hours
Brightness: 170 lm	Dimmable: Yes (Trailing Edge, Shuttle Dimmer Compatible)



LONG 300mm TUBULAR HAIRPIN FILAMENT LED BULB

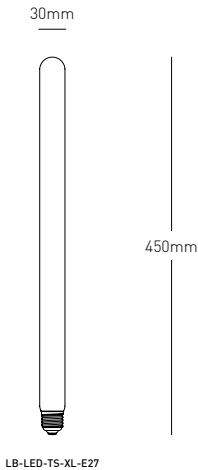
Bulb Type: LED	Colour Temp: 2200K (Warm)
Wattage: 4 W	Base: E27 Edison Screw
Voltage: 220 - 240 V	Average Life: 20,000 Hours
Brightness: 160 lm	Dimmable: Yes (Trailing Edge, Shuttle Dimmer Compatible)





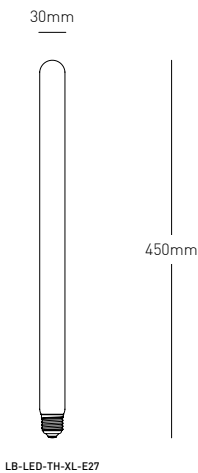
XL 450mm TUBULAR SPIRAL FILAMENT LED BULB

Bulb Type: LED	Colour Temp: 2200K (Warm)
Wattage: 4 W	Base: E27 Edison Screw
Voltage: 220 - 240 V	Average Life: 20,000 Hours
Brightness: 170 lm	Dimmable: Yes (Trailing Edge, Shuttle Dimmer Compatible)



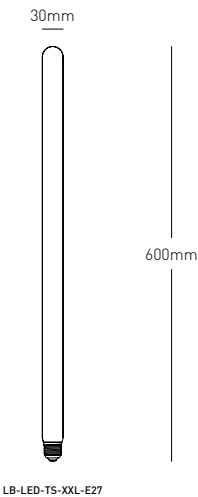
XL 450mm TUBULAR HAIRPIN FILAMENT LED BULB

Bulb Type: LED	Colour Temp: 2200K (Warm)
Wattage: 4 W	Base: E27 Edison Screw
Voltage: 220 - 240 V	Average Life: 20,000 Hours
Brightness: 170 lm	Dimmable: Yes (Trailing Edge, Shuttle Dimmer Compatible)



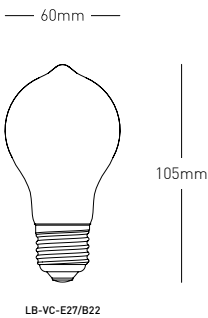
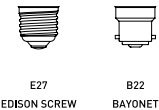
XXL 600mm TUBULAR SPIRAL FILAMENT LED BULB

Bulb Type: LED	Colour Temp: 2200K (Warm)
Wattage: 5 W	Base: E27 Edison Screw
Voltage: 220 - 240 V	Average Life: 20,000 Hours
Brightness: 220 lm	Dimmable: Yes (Trailing Edge, Shuttle Dimmer Compatible)



VICTORIAN CLASSIC FILAMENT BULB

Bulb Type: Incandescent Lamp	Colour Temp: 2500K (Warm)
Wattage: 40 W	Base: E27 Edison Screw B22 Bayonet
Voltage: 220 - 240 V	Average Life: 3,000 Hours
Brightness: 260 lm	Dimmable: Yes

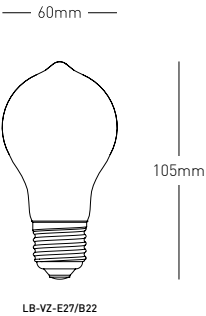
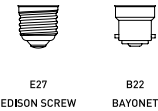


VICTORIAN ZIGZAG FILAMENT BULB



Bulb Type: Incandescent Lamp
Wattage: 40 W
Voltage: 220 - 240 V
Brightness: 260 lm

Colour Temp: 2500K (Warm)
Base: E27 Edison Screw | B22 Bayonet
Average Life: 3,000 Hours
Dimmable: Yes

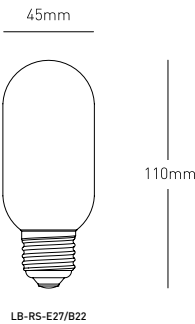
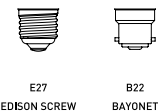


RADIO STYLE VERTICAL SPIRAL FILAMENT BULB



Bulb Type: Incandescent Lamp
Wattage: 40 W
Voltage: 220 - 240 V
Brightness: 260 lm

Colour Temp: 2500K (Warm)
Base: E27 Edison Screw | B22 Bayonet
Average Life: 3,000 Hours
Dimmable: Yes

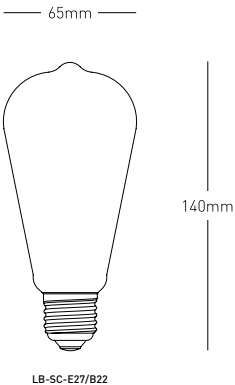
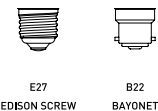


SQUIRREL CAGE VINTAGE FILAMENT BULB



Bulb Type: Incandescent Lamp
Wattage: 40 W
Voltage: 220 - 240 V
Brightness: 260 lm

Colour Temp: 2500K (Warm)
Base: E27 Edison Screw | B22 Bayonet
Average Life: 3,000 Hours
Dimmable: Yes

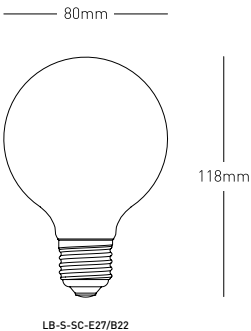
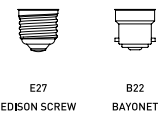


SMALL SQUIRREL CAGE FILAMENT GLOBE



Bulb Type: Incandescent Lamp
Wattage: 40 W
Voltage: 220 - 240 V
Brightness: 260 lm

Colour Temp: 2500K (Warm)
Base: E27 Edison Screw | B22 Bayonet
Average Life: 3,000 Hours
Dimmable: Yes

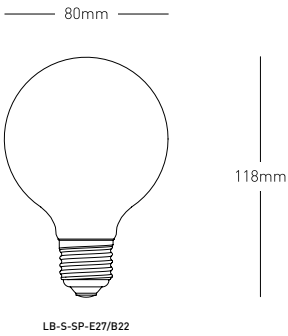
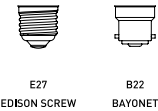


SMALL VERTICAL SPIRAL FILAMENT GLOBE



Bulb Type: Incandescent Lamp
Wattage: 40 W
Voltage: 220 - 240 V
Brightness: 260 lm

Colour Temp: 2500K (Warm)
Base: E27 Edison Screw | B22 Bayonet
Average Life: 3,000 Hours
Dimmable: Yes

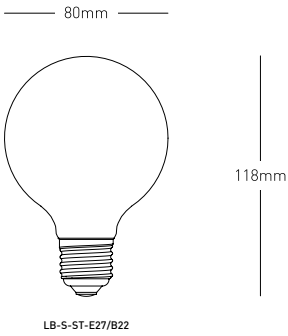
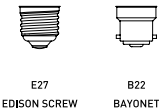


SMALL STAR FILAMENT GLOBE



Bulb Type: Incandescent Lamp
Wattage: 40 W
Voltage: 220 - 240 V
Brightness: 260 lm

Colour Temp: 2500K (Warm)
Base: E27 Edison Screw | B22 Bayonet
Average Life: 3,000 Hours
Dimmable: Yes

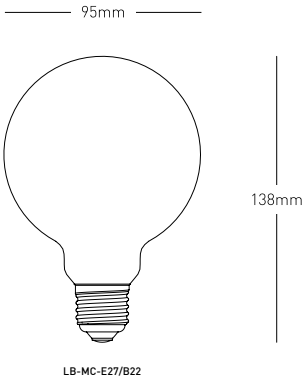
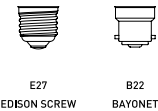


MEDIUM SQUIRREL CAGE FILAMENT GLOBE



Bulb Type: Incandescent Lamp
Wattage: 40 W
Voltage: 220 - 240 V
Brightness: 260 lm

Colour Temp: 2500K (Warm)
Base: E27 Edison Screw | B22 Bayonet
Average Life: 3,000 Hours
Dimmable: Yes

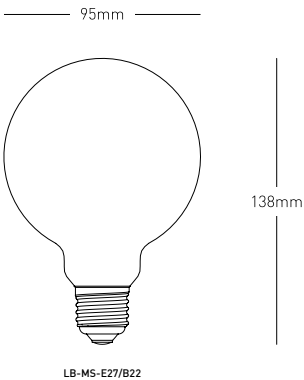
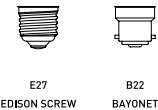


MEDIUM VERTICAL SPIRAL FILAMENT GLOBE



Bulb Type: Incandescent Lamp
Wattage: 40 W
Voltage: 220 - 240 V
Brightness: 260 lm

Colour Temp: 2500K (Warm)
Base: E27 Edison Screw | B22 Bayonet
Average Life: 3,000 Hours
Dimmable: Yes

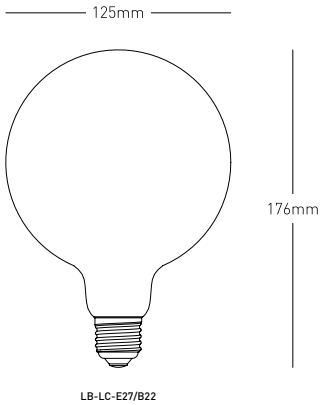
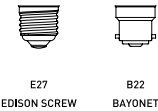




LARGE SQUIRREL CAGE FILAMENT GLOBE

Bulb Type: Incandescent Lamp
Wattage: 40 W
Voltage: 220 - 240 V
Brightness: 260 lm

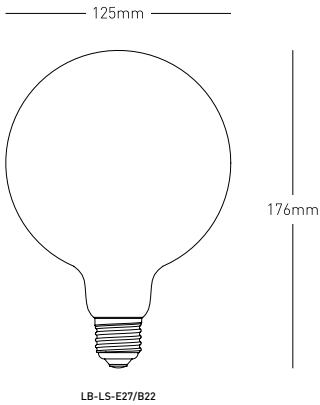
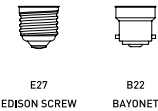
Colour Temp: 2500K (Warm)
Base: E27 Edison Screw | B22 Bayonet
Average Life: 3,000 Hours
Dimmable: Yes



LARGE VERTICAL SPIRAL FILAMENT GLOBE

Bulb Type: Incandescent Lamp
Wattage: 40 W
Voltage: 220 - 240 V
Brightness: 260 lm

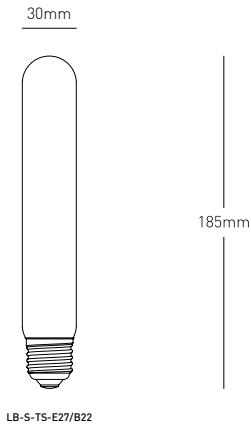
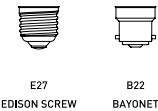
Colour Temp: 2500K (Warm)
Base: E27 Edison Screw | B22 Bayonet
Average Life: 3,000 Hours
Dimmable: Yes



SHORT 185mm TUBULAR SPIRAL FILAMENT BULB

Bulb Type: Incandescent Lamp
Wattage: 40 W
Voltage: 220 - 240 V
Brightness: 260 lm

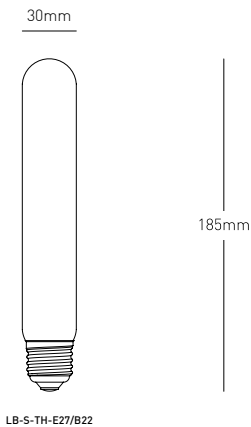
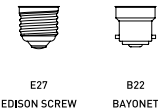
Colour Temp: 2500K (Warm)
Base: E27 Edison Screw | B22 Bayonet
Average Life: 3,000 Hours
Dimmable: Yes



SHORT 185mm TUBULAR HAIRPIN FILAMENT BULB

Bulb Type: Incandescent Lamp
Wattage: 40 W
Voltage: 220 - 240 V
Brightness: 260 lm

Colour Temp: 2500K (Warm)
Base: E27 Edison Screw | B22 Bayonet
Average Life: 3,000 Hours
Dimmable: Yes





LONG 300mm TUBULAR SPIRAL FILAMENT BULB

Bulb Type: Incandescent Lamp

Wattage: 40 W

Voltage: 220 - 240 V

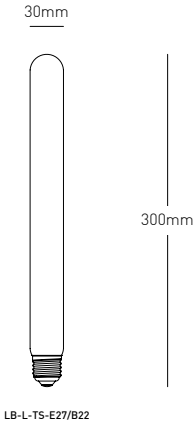
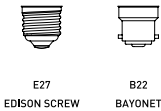
Brightness: 260 lm

Colour Temp: 2500K (Warm)

Base: E27 Edison Screw | B22 Bayonet

Average Life: 3,000 Hours

Dimmable: Yes



LB-L-TS-E27/B22



LONG 300mm TUBULAR HAIRPIN FILAMENT BULB

Bulb Type: Incandescent Lamp

Wattage: 40 W

Voltage: 220 - 240 V

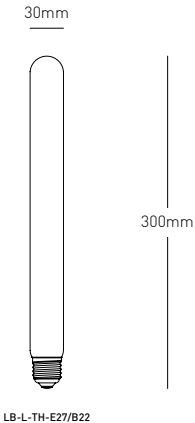
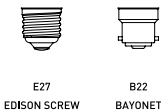
Brightness: 260 lm

Colour Temp: 2500K (Warm)

Base: E27 Edison Screw | B22 Bayonet

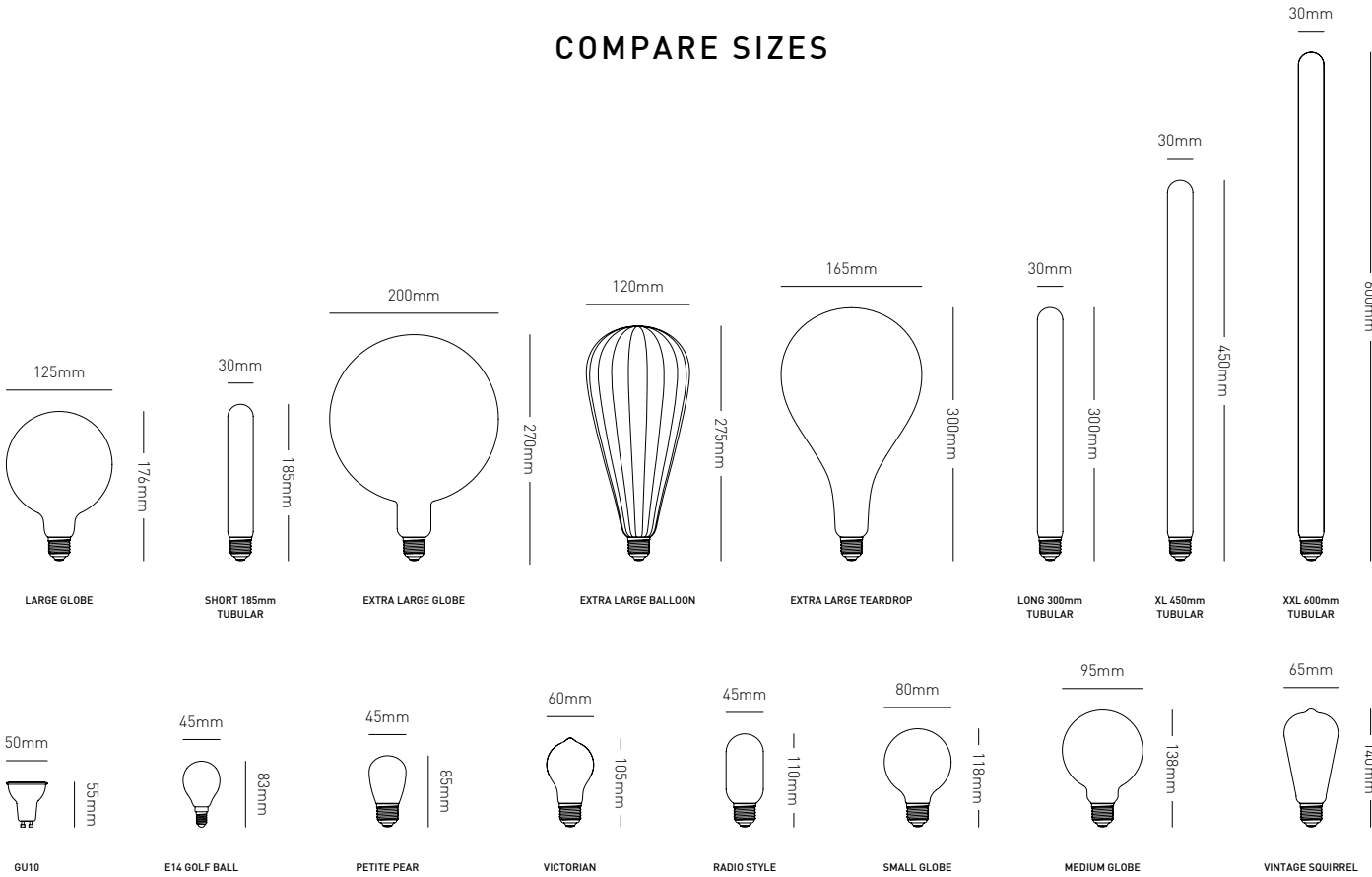
Average Life: 3,000 Hours

Dimmable: Yes



LB-L-TH-E27/B22

COMPARE SIZES





BRIGHT YOUNG THINGS POSTER BY STUDIO MUTI

AVAILABLE UNFRAMED & FRAMED (BEECH WOOD)

TRADE RELATIONSHIPS

We're all about building long term partnerships with like-minded people. We offer a complimentary consultation service to interior designers, architects and product designers who would like to include our lights or components in their projects. We invite creatives to engage with us early on in the design process so that we can advise on best practices, as well as what might be suitable for their circumstances. Apply to our trade program to enjoy special attention and a seamless ordering process.

BENEFITS OF HAVING A TRADE ACCOUNT

1. ZERO MOQ OR MINIMUM SPEND

Got an idea for a new product you'd like to design? No problem - you're welcome to order as little as one unit of the parts you need for prototyping or small production runs. Unlike many of the large players, we're actively trying to remove barriers to entry for up-and-coming designers. As your new product grows wings, and starts flying off the shelves then let's chat about bringing those costs down with bulk pricing.

2. FREE EXPERT GUIDANCE

When it comes to lighting spaces and production of small or large run bespoke products, we've earned our stripes the hard way. We love discussing the ins and outs of what it takes to master lighting, interior detailing, as well as the best way to go about designing a winning lamp. It's always best to engage with us early on in your process, so we can get you started on best practices for some of the technical challenges. We take care of the nitty-gritty, so that you can indulge in the joys of designing a one-of-a-kind creation.

3. CUSTOMISE, CUSTOMISE, CUSTOMISE

As an architect or interior designer, take advantage of the ability to customize our existing products in order to offer your client a unique solution that is specifically manufactured to match their interior style and setting. Local production means that quick and flexible fabrication can yield a bespoke service unmatched by traditional import business models. We frequently amend our standard catalogue designs or even retrofit elements to client supplied 3rd party lighting in order to achieve a desired look. Alterations include, but are not limited to finish, colour, length configuration and so on. Our in-house production department is adept at drawing on their vast manufacturing knowledge to solve all manner of design challenges.

4. SWATCHES, SAMPLES & A LIBRARY OF RESOURCES

Trade clients receive a complimentary set of colour swatches and fabric cable samples. Over the years we've also built up a collection of high-end marketing and visualisation materials that make the project pitch-process or resale of our products a breeze. This ranges from high resolution product and environmental photos, to diagrams, info sheets, and even 3D CAD models for visualisation purposes. These are made available on request.

5. TRADE PRICING

This benefit is something that is reserved for industry professionals who add value by purchasing in large quantities, regular orders for resale, and specifying our products on 3rd party projects.

6. RELATIONSHIP BUILDING

At the end of the day, it's all about the people. You know how you have that one person who just "gets you" at your favourite supplier? We're always striving for that kind of experience. Due to this, we hire only "can-do" people who are approachable, empathic and understand the value of meaningful problem solving in a professional environment. We invest heavily in long term relationships, and invite regular and sincere feedback regarding customer experiences. As a trade client, we encourage you to reach out to our directors personally should you feel you're not getting the attention you deserve.

WHO SHOULD APPLY?

- Architects
- Interior Designers
- Product Designers
- Online Resellers
- Brick 'n Mortar Stores

SIGN UP

Apply by snapping the QR code below, or visiting www.hoiploy.com/trade







GET IN TOUCH

Interested in purchasing or stocking our products?
Simply give us a call or visit our website.

Pop in at our Salt River showroom to see our range first-hand.

We have selected partners that stock our products,
so please let us know which region you're in,
and we can refer you to a local retailer.

Copyright © 2023 by Hoi P'loy (PTY) Ltd

All rights reserved. No part of this publication may be reproduced, distributed, or transmitted in any form or by any means, including photocopying, recording, reverse-engineering or other electronic or mechanical methods, without the prior written permission of the publisher, except in the case of brief quotations embodied in critical reviews and certain other noncommercial uses permitted by copyright law. For permission requests, please contact Hoi P'loy.

Disclaimer: Product designs, dimensions, colours, materials, packaging and promotional content may be subject to change from time to time. Please visit our website for our most recent Ts&Cs.

Printed in China

EMAIL

info@hoiploy.com

TELEPHONE

+27 21 447 1433

PHYSICAL ADDRESS

48 Hopkins Street, Salt River,
Cape Town, South Africa, 7925

WWW.HOIPLOY.COM