

Federal Communication Commission Interference Statement

This device complies with Part 15 of the FCC Rules. Operation is subject to the following two conditions: (1) This device may not cause harmful interference, and (2) this device must accept any interference received, including interference that may cause undesired operation.

This equipment has been tested and found to comply with the limits for a Class B digital device, pursuant to Part 15 of the FCC Rules. These limits are designed to provide reasonable protection against harmful interference in a residential installation. This equipment generates, uses and can radiate radio frequency energy and, if not installed and used in accordance with the instructions, may cause harmful interference to radio communications. However, there is no guarantee that interference will not occur in a particular installation. If this equipment does cause harmful interference to radio or television reception, which can be determined by turning the equipment off and on, the user is encouraged to try to correct the interference by one of the following measures:

- Reorient or relocate the receiving antenna.
- Increase the separation between the equipment and receiver.
- Connect the equipment into an outlet on a circuit different from that to which the receiver is connected.
- Consult the dealer or an experienced radio/TV technician for help.

FCC Caution: Any changes or modifications not expressly approved by the party responsible for compliance could void the user's authority to operate this equipment. This equipment complies with FCC radiation exposure limits set forth for an uncontrolled environment. This equipment should be installed and operated with a minimum distance of 20 cm between the radiator and a human body.

For questions about Elgato product compliance with FCC regulations, please contact: Compliance Officer, Corsair Memory Inc., 115 North McCarthy Blvd, Milpitas, CA 95035, USA

This device complies with ISCED's licence-exempt RSSs.

Operation is subject to the following two conditions: (1) this device may not cause interference, and (2) this device must accept any interference, including interference that may cause undesired operation of the device.

Le présent appareil est conforme aux CNR d'ISCED applicables aux appareils radio exempts de licence.

L'exploitation est autorisée aux deux conditions suivantes : (1) l'appareil ne doit pas produire de brouillage, et (2) l'utilisateur de l'appareil doit accepter tout brouillage radioélectrique subi, même si le brouillage est susceptible d'en compromettre le fonctionnement.

 R-R-CSI-20WAA9901

Applicant Name (상호명): Corsair Memory, Inc.

Product Name (제품명칭): Elgato Facecam

Model No. (모델명): 20WAA9901

Manufactured Year & Month (제조연월): Please refer to gift box sticker

Manufacturer & Origin (제조사 및 제조국가): Corsair Memory, Inc./ Made in Taiwan
A/S (주)캡스빌, 1522-1460

Elgato, a division of:

Corsair Memory Inc., 115 North McCarthy Blvd, Milpitas, CA 95035, USA

Corsair Components Limited, 1020 Eskdale Road, Winnersh Triangle, Wokingham, RG41 5TS, UK

Corsair Memory, BV Wormerweg 8, 1311 XB, Almere, Netherlands

Copyright 2022 Corsair Memory Inc. All rights reserved. Elgato and the Elgato logo are trademarks of Corsair Memory Inc., registered in the U.S. and other countries. SONY and STARVIS are registered trademarks of Sony Corporation. All other trademarks belong to their respective owner.

Part: 51WAA9903



 EN Quick Start Guide

 FR Guide de prise en main rapide

 DE Kurzanleitung

 ES Guía de inicio rápido

 IT Guida rapida

 NL Snelstartgids

 FI Pikaopas

 DK Lynstart guide

 NO Hurtigveiledning

 SV Kom igång

 BR Guia de Início Rápido

 TR Hızlı Kurulum Rehberi

 GR Σύντομος οδηγός

 PL Skrócona instrukcja

 RU Краткое руководство

 JA クイックスタートガイド

 KO 퀵 스타트 가이드

 CN 快速入门指南

 ZH 快速入門指南

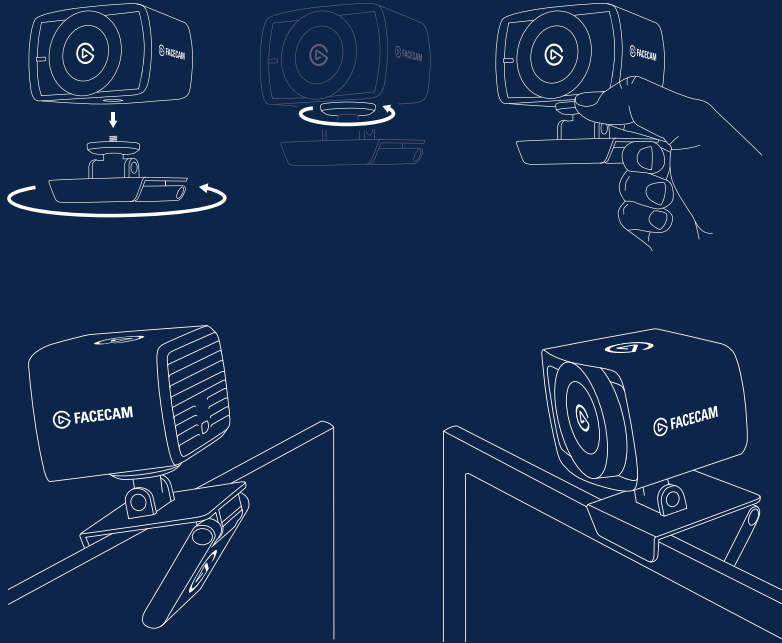
 AR دليل البدء السريع

elgato      /elgato

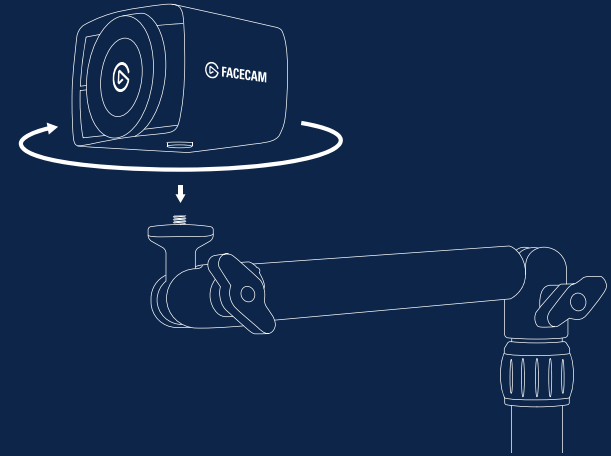
1. Download and install the Elgato camera app.

[elgato.com/download](https://www.elgato.com/download)

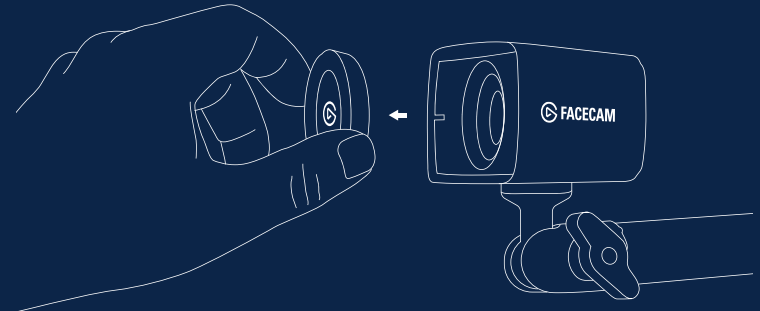
2. Mount Facecam on your monitor.



3. Alternatively, secure Facecam to your Elgato Multi Mount system via the 1/4-inch thread.

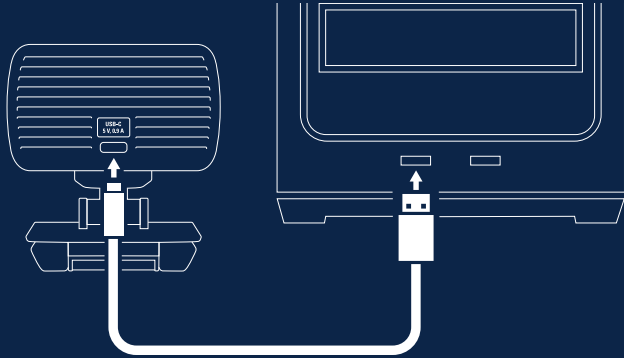


4. Remove the privacy cap.

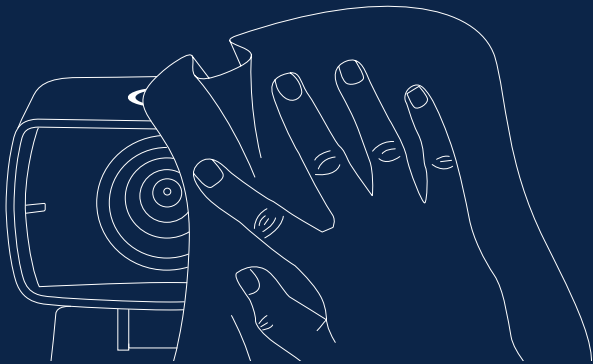


5. Connect Facecam directly to a USB 3.0 (or better) port on your PC or Mac – do not use a USB hub.

 Only use the supplied USB 3.0 cable (or equivalent/better).



6. Clean the lens with a microfiber cloth. Do not use paper towels or detergents.



7. Enjoy using Facecam with your favorite streaming and video conferencing apps:

Zoom **Skype** **MS Teams** **Slack** **OBS**
Google Meet **SLOBS** **FaceTime**

or any other application supporting the UVC standard.

Technical specifications

- Supported Resolutions (uncompressed): 1080p60, 1080p30, 720p60, 720p30, 540p60, 540p30
- Optics: Elgato Prime Lens (all-glass)
- Focus Range: 30 - 120 cm | 11.8 - 47.2 in
- Aperture: f/2.4
- Focal Length: 24 mm (full-frame equivalent)
- Field of View: 82° (diagonal)
- Sensor: Sony® STARVIS™ CMOS
- Connection: USB 3.0 (or better), Type C
- Dimensions: W 79 x H 48 x D 58 mm | 3.1 x 1.9 x 2.3 in (without mount)
- Weight: 96 g | 0.21 lb (without privacy shutter and mount)

(FR)

1. Téléchargez et installez l'application de caméra Elgato : elgato.com/download
2. Installez Facecam sur votre écran.
3. Vous pouvez aussi fixer Facecam à votre système Elgato Multi Mount grâce au filetage 1/4".
4. Retirez le bouchon de confidentialité.
5. Branchez directement Facecam sur un port USB 3.0 (ou supérieur) de votre PC ou de votre Mac. N'utilisez pas de hub USB. Utilisez exclusivement le câble fourni ou un câble équivalent entièrement compatible USB 3.0 (ou supérieur).
6. Nettoyez l'objectif avec un tissu microfibre. N'utilisez pas d'essuie-tout ni de détergent.
7. Utilisez votre Facecam avec vos applications préférées de streaming et de visioconférence, comme Zoom, Skype, Teams, Slack, OBS, Google Meet, SLOBS, FaceTime ou toute autre application compatible avec le standard UVC.

Caractéristiques techniques

- Résolutions gérées (sans compression) : 1080p60, 1080p30, 720p60, 720p30, 540p60, 540p30
- Optique : Elgato Prime Lens (100 % verre)
- Plage de mise au point : 30 à 120 cm
- Ouverture : f/2,4
- Focale : 24 mm (équivalent full frame)
- Angle de vision : 82° (diagonale)
- Capteur : SONY® STARVIS™ CMOS
- Connexion : USB 3.0 (ou supérieur), Type C
- Dimensions : 79 mm (L) x 48 mm (H) x 58 mm (P) (sans fixation)
- Poids : 96 g (sans bouchon de confidentialité ni fixation)

(DE)

1. Lade die Elgato Kamera-App herunter und installiere sie: elgato.com/download

2. Befestige Facecam an deinem Monitor.
3. Alternativ kannst du Facecam auch über das 1/4-Zoll-Gewinde an deinem Elgato Multi Mount-System befestigen.
4. Entferne die Sichtschutzkappe.
5. Verbinde Facecam direkt mit einem USB-3.0-Anschluss (oder besser) an deinem PC oder Mac. Verwende keinen USB-Hub. Benutze nur das mitgelieferte Kabel oder ein gleichwertiges Kabel, das vollständig mit USB 3.0 (oder besser) kompatibel ist.
6. Reinige das Objektiv mit einem Mikrofasertuch. Verwende keine Papierhandtücher oder Reinigungsmittel.
7. Verwende Facecam mit deinen Lieblings-Apps für Streaming und Videokonferenzen: Zoom, Skype, Teams, Slack, OBS, Google Meet, SLOBS, FaceTime oder jede andere Software, die den UVC-Standard unterstützt.

Technische Daten

- Unterstützte Auflösungen (unkomprimiert): 1080p60, 1080p30, 720p60, 720p30, 540p60, 540p30
- Optik: Elgato Prime Lens (Ganzglas)
- Schärfentiefe: 30 - 120 cm
- Blendenwert: f/2,4
- Brennweite: 24 mm (Vollformat-Äquivalent)
- Sichtfeld: 82° (diagonal)
- Sensor: SONY® STARVIS™ CMOS
- Verbindung: USB-C 3.0 (oder besser)
- Abmessungen: B 79 x H 48 x T 58 mm (ohne Halterung)
- Gewicht: 96 g (ohne Sichtschutzkappe und Halterung)

(ES)

1. Descarga e instala la app para la cámara de Elgato: elgato.com/download
2. Monta tu Facecam en el monitor.
3. También puedes sujetar tu Facecam a tu sistema Elgato

Multi Mount con la rosca de 1/4 de pulgada.

4. Retira la tapa de privacidad.
5. Conecta tu Facecam directamente a un puerto USB-3.0 (o superior) de tu PC o Mac. No lo conectes a un hub USB. Usa solamente el cable incluido o un cable equivalente que sea totalmente compatible con USB 3.0 (o superior).
6. Limpia el objetivo con un trapo de microfibra. No uses toallitas de papel ni detergentes.
7. Disfruta usando tu Facecam con tus apps favoritas de streaming y videoconferencia: Zoom, Skype, Teams, Slack, OBS, Google Meet, SLOBS, FaceTime y cualquier otra aplicación compatible con el estándar UVC.

Especificaciones técnicas

- Resoluciones admitidas (sin comprimir): 1080p60, 1080p30, 720p60, 720p30, 540p60, 540p30
- Óptica: Elgato Prime Lens (100 % vidrio)
- Intervalo de enfoque: 30 a 120 cm | 1,8 a 47,2 pulgadas
- Apertura: f/2,4
- Distancia focal: 24 mm (equivalencia en fotograma completo)
- Campo de visión: 82° (diagonal)
- Sensor: SONY® STARVIS™ CMOS
- Conexión: USB 3.0 (o superior), Tipo C
- Dimensiones (ancho x alto x fondo): 79 x 48 x 58 mm | 3,1 x 1,9 x 2,3 pulgadas (sin el soporte)
- Peso: 96 g | 0,21 lb (sin la tapa de privacidad y el soporte)

(IT)

1. Scarica e installa l'app videocamera di Elgato: elgato.com/download
2. Installa Facecam sul tuo monitor.
3. In alternativa fissa Facecam sul tuo sistema Elgato Multi Mount tramite la filettatura da 1/4".
4. Rimuovi il copriobiettivo.
5. Collega Facecam direttamente a

una porta USB 3.0 (o superiore) del tuo PC o Mac, non usare un hub USB. Utilizza soltanto il cavo in dotazione o un cavo equivalente completamente compatibile con USB 3.0 (o superiore).

6. Pulisci la lente con un panno in microfibra. Non usare salviette di carta o detersivi.
7. Divertiti a usare Facecam con le tue app preferite di streaming e videoconferenze: Zoom, Skype, Teams, Slack, OBS, Google Meet, SLOBS, FaceTime o qualsiasi altra applicazione che supporta lo standard UVC.

Specifiche tecniche

- Risoluzioni supportate (non compressa): 1080p60, 1080p30, 720p60, 720p30, 540p60, 540p30
- Sistema ottico: Elgato Prime Lens (completamente in vetro)
- Gamma di messa a fuoco: 30 - 120 cm | 1,8 - 47,2 m
- Apertura: f/2,4
- Lunghezza focale: 24 mm (equivalente al pieno formato)
- Campo visivo: 82° (diagonale)
- Sensore: SONY® STARVIS™ CMOS
- Connessione: USB 3.0 (o superiore), Type C
- Dimensioni: L 79 x A 48 x P 58 mm | 3,1 x 1,9 x 2,3 in (senza supporto)
- Peso: 96 g | 0,21 lb (senza copriobiettivo e supporto)

(NL)

1. Download en installeer de camera-app van Elgato: elgato.com/download
2. Plaats de Facecam op je monitor.
3. Of installeer de Facecam in je Elgato Multi Mount-systeem met de schroefdraad van 1/4 inch.
4. Verwijder de webcam cover.
5. Sluit de Facecam rechtstreeks aan op een USB 3.0-poort (of beter) van de pc of Mac. Gebruik geen USB-hub. Gebruik alleen de meegeleverde kabel of een gelijkwaardige kabel die volledig compatibel is met USB 3.0

(of beter).

6. Maak de lens schoon met een microvezeldoekje. Gebruik geen papieren handdoekje of reinigingsmiddelen.
7. Gebruik de Facecam met je favoriete apps voor streaming en videovergaderingen: Zoom, Skype, Teams, Slack, OBS, Google Meet, SLOBS, FaceTime of andere apps met ondersteuning voor de UVC-norm.

Technische specificaties

- Ondersteunde resoluties (niet gecompriëerd): 1080p60, 1080p30, 720p60, 720p30, 540p60, 540p30
- Optica: Elgato Prime Lens (volledig uit glas)
- Focusbereik: 30 - 120 cm
- Diafragma: f/2,4
- Focuslengte: 24 mm (equivalent voor volledige grootte)
- Gezichtsveld: 82° (diagonaal)
- Sensor: SONY® STARVIS™ CMOS
- Aansluiting: USB 3.0 (of beter), type C
- Afmetingen: B 79 x H 48 x D 58 mm (zonder houder)
- Gewicht: 96 g (zonder webcam cover en houder)

(FI)

1. Lataa ja asenna Elgato-kamerasovellus: elgato.com/download
2. Kiinnitä Facecam-kamera näyttöösi.
3. Voit vaihtoehtoisesti kiinnittää Facecam-kameran Elgato Multi Mount -järjestelmään 1/4-tuuman kierteellä.
4. Poista verkkokameran suljin.
5. Yhdistä Facecam-kamera suoraan PC- tai Mac-tietokoneesi USB 3.0-porttiin (tai korkeampaan). Älä käytä USB-keskitintä. Käytä ainoastaan laitteen mukana toimitettua kaapelia tai muuta vastaavaa kaapelia, joka on täysin USB 3.0 (tai korkeampi) -yhteensopiva.
6. Puhdista linssi mikrokuituliinalla.

Älä käytä paperipyyhkeitä tai pesuaineita.

7. Nauti siitä, että voit käyttää Facecam-kameraa haluamiesi striimaus- ja videokonferenssisovellusten kanssa: Zoom, Skype, Teams, Slack, OBS, Google Meet, SLOBS, FaceTime ja kaikki UVC-standardia tukevat sovellukset.

Tekniset tiedot

- Tuetut resoluutiot (ilman pakkausta): 1080p60, 1080p30, 720p60, 720p30, 540p60, 540p30
- Optiikka: Elgato Prime Lens -linssi (puhdasta lasia)
- Tarkennusetaisyys: 30 – 120 cm | 1,8 – 47,2 tuumaa
- Aukko: f/2,4
- Polttoväli: 24 mm (täyskennoa vastaava)
- Näkökenttä: 82° (diagonaalinen)
- Kenno: SONY® STARVIS™ CMOS
- Yhteydet: USB 3.0 (tai korkeampi), C-tyyppi
- Mitat: L 79 x K 48 x S 58 mm | 3,1 x 1,9 x 2,3 tuumaa (ilman jalustaa)
- Paino: 96 g (ilman verkkokameran suljinta ja pidintä)

(DK)

1. Download og installer Elgato kamera-app: elgato.com/download
2. Monter Facecam på din skærm.
3. Alternativt kan du sikre Facecam til dit Elgato Multi Mount-system via 1/4-tommers tråd.
4. Fjern beskyttelseshætten.
5. Tilslut Facecam direkte til en USB 3.0 (eller bedre) port på din PC eller Mac - brug ikke en USB-hub. Brug kun det medfølgende kabel eller et tilsvarende kabel, der er fuldt USB 3.0 (eller bedre) kompatibel.
6. Rengør linsen med en mikrofiberklud. Brug ikke papirhåndklæder eller rengøringsmidler.
7. Nyd at bruge Facecam med dine foretrukne apps til streaming og videokonference: Zoom, Skype,

Teams, Slack, OBS, Google Meet, SLOBS, FaceTime eller andre applikationer, der understøtter UVC-standarden.

Tekniske specifikationer

- Understøttede opløsninger (ikke komprimeret): 1080p60, 1080p30, 720p60, 720p30, 540p60, 540p30
- Optik: Elgato Prime Lens (helglas)
- Fokuseringsområde: 30 - 120 cm
- Lukker: f/2.4
- Brændvidde: 24 mm (ækvivalent til fuld ramme)
- Synsfelt: 82° (diagonal)
- Sensor: SONY® STARVIS™ CMOS
- Forbindelse: USB 3.0 (eller bedre), Type C
- Dimensioner: B 79 x H 48 x D 58 mm (uden holder)
- Vægt: 96 g (uden beskyttelseshætte og holder)

ND

1. Last ned og installer Elgato kamera-appen: elgato.com/download
2. Monter Facecam på skærmen.
3. Alternativt kan du feste Facecam til Elgato Multi Mount-systemet med den 6 mm tykke tråden.
4. Fjern dekslet.
5. Koble Facecam direkte til en USB 3.0 (eller bedre) -port på PC-en eller Mac-en din – ikke brug en USB-hub. Brug kun den medfølgende kabel eller en tilsvarende kabel som er fuldstændig USB 3.0 (eller bedre) -kompatibel.
6. Rengør linsen med en mikrofiberklud. Ikke brug papirhåndklæder eller vaskemidler.
7. Gled deg over å bruke Facecam med favorittappene dine for streaming og videokonferanser: Zoom, Skype, Teams, Slack, OBS, Google Meet, SLOBS, FaceTime eller andre applikationer som støtter UVC-standarden.

Tekniske spesifikasjoner

- Støttede oppløsninger: (ukomprimert) 1080p60, 1080p30, 720p60, 720p30, 540p60, 540p30
- Optikk: Elgato Prime Lens (glass)

- Fokuseringsområde: 30 - 120 cm
- Blenderåpning: f / 2.4
- Brennvidde: 24 mm (tilsvarende fullformat)
- Synsfelt: 82° (diagonal)
- Sensor: SONY® STARVIS™ CMOS
- Tilkobling: USB 3.0 (eller bedre), type C
- Dimensjoner: B 79 x H 48 x D 58 mm (uten monterings)
- Vekt: 96 g (uten deksel og monterings)

SV

1. Hämta och installera Elgato-kameraappen: elgato.com/download
2. Montera Facecam på skärmen.
3. Alternativt kan du fästa Facecam på Elgato Multi Mount-systemet med 1/4-tumsgänga.
4. Ta bort linsskyddet.
5. Anslut Facecam direkt till en USB 3.0-port (eller bättre) i datorn - använd inte en USB-hubb. Använd endast den medföljande kabeln, eller motsvarande kabel som är helt kompatibel med USB 3.0 (eller bättre).
6. Rengör linsen med en mikrofiberduk. Använd inte pappershanddukar eller lösningsmedel.
7. Börja att använda Facecam med dina favoritappar för strömning och videokonferenser: Zoom, Skype, Teams, Slack, OBS, Google Meet, SLOBS, FaceTime eller alla andra program med stöd för UVC-standarden.

Teknisk information

- Upplösningar som stöds (okomprimerade): 1080p60, 1080p30, 720p60, 720p30, 540p60, 540p30
- Optik: Elgato Prime Lens (helglas)
- Fokuseringsområde: 30–120 cm
- Bländare: f/2.4
- Fokuslängd: 24 mm (motsvarande brännvidd för 35mm kamera)
- Synfält: 82° (diagonal)
- Sensor: SONY® STARVIS™ CMOS
- Anslutning: USB 3.0

(eller senere), typ C

- Mått: B 79 x H 48 x D 58 mm (utan ställ)
- Vekt: 96 g (utan linsskydd eller ställ)

BR

1. Baixe e instale o app de câmera da Elgato em elgato.com/download.
2. Monte a Facecam na tela do computador.
3. Opcionalmente, prenda a Facecam no sistema Multi Mount da Elgato com a com rosca de 1/4 de polegada.
4. Remova a tampa de privacidade.
5. Conecte a Facecam diretamente a uma porta USB 3.0 (ou superior) do PC ou Mac — não use uma extensão USB. Use apenas o cabo fornecido ou um cabo equivalente totalmente compatível com USB 3.0 (ou superior).
6. Limpe a lente com um pano de microfibra. Não use toalhas de papel nem detergente.
7. Use a Facecam com seus apps favoritos de transmissão e videoconferência: Zoom, Skype, Teams, Slack, OBS, Google Meet, SLOBS, FaceTime ou qualquer outro aplicativo compatível com o padrão UVC.

Especificações Técnicas

- Resoluções Compatíveis (sem compressão): 1080p60, 1080p30, 720p60, 720p30, 540p60, 540p30
- Óptica: Elgato Prime Lens (totalmente em vidro)
- Alcance do Foco: 30–120 cm
- Abertura: f/2.4
- Distância Focal: 24 mm (equivalente a quadro completo)
- Campo de Visão: 82° (diagonal)
- Sensor: SONY® STARVIS™ CMOS
- Conexão: USB 3.0 (ou superior), Tipo C
- Dimensões: L 79 x A 48 x P 58 mm (sem estante)
- Peso: 96 g (sem tampa de privacidade e estante)

TR

1. Elgato kamera uygulamasını indirip yükleyin: elgato.com/download
2. Facecam'i ekranınıza ilgilştirin.
3. Veya Facecam'i, 1/4-inç giriş ile Elgato Multi Mount sistemimize monte edin.
4. Gizlilik perdesini kaldırın.
5. Facecam'i, Bilgisayar veya Mac'inizdeki bir USB 3.0 (ve üstü) girişine doğrudan bağlayın. Yalnızca ürünü gelen veya tamamıyla USB 3.0 (ve üstü) uyumlu denk bir kabloyu kullanın.
6. Lensleri mikrofiber bir bezle silin. Kağıt havlu veya deterjan kullanmayın.
7. Facecam'i favori akış ve video konferans uygulamalarınızda keyifle kullanın: Zoom, Skype, Teams, Slack, OBS, Google Meet, SLOBS, FaceTime veya UVC standardını destekleyen her uygulamada kullanın.

Teknik özellikler

- Desteklenen Çözünürlükler (sıkıştırılmadan): 1080p60, 1080p30, 720p60, 720p30, 540p60, 540p30
- Optik: Elgato Prime Lens (tamamıyla cam)
- Odak Aralığı: 30 - 120 cm
- Diyafram: f/2.4
- Odak Uzunluğu: 24 mm (tam kare eşdeğeri)
- Görüş Alanı: 82° (çapraz)
- Sensör: SONY® STARVIS™ CMOS
- Bağlantı: USB 3.0 (ve üstü), Type C
- Ebatlar: W 79 x H 48 x D 58 mm (askısız)
- Ağırılık: 96 g (gizlilik perde ve askısı olmadan)

GB

1. Κατεβάστε και εγκαταστήστε την εφαρμογή κάμερας Elgato: elgato.com/download
2. Στερεώστε την Facecam στην οθόνη σας.
3. Εναλλακτικά, ασφαλίστε τη Facecam στο σύστημα Elgato Multi Mount μέσω του σπειρώματος 1/4 ιντσάς.

4. Αφαιρέστε το κάλυμμα φακού.
5. Συνδέστε τη Facecam απευθείας σε θύρα USB 3.0 (ή καλύτερο) στο PC ή Mac σας – μην χρησιμοποιήσετε διανομέα USB. Χρησιμοποιήστε μόνο το παρεχόμενο καλώδιο ή ισοδύναμο καλώδιο που είναι πλήρως συμβατό με USB 3.0 (ή καλύτερο).
6. Καθαρίστε τον φακό με πανί μικροϊνών. Μην χρησιμοποιήσετε χαρτοπετσέτα ή απορρυπαντικά.
7. Απολαύστε τη Facecam με τις αγαπημένες σας εφαρμογές ροής και βιντεοδιάσκεψης: Zoom, Skype, Teams, Slack, OBS, Google Meet, SLOBS, FaceTime ή οποιαδήποτε άλλη εφαρμογή που υποστηρίζει το πρότυπο UVC.

Τεχνικές προδιαγραφές

- Υποστηριζόμενες αναλύσεις (χωρίς συμπίεση): 1080p60, 1080p30, 720p60, 720p30, 540p60, 540p30
- Οπτικά: Elgato Prime Lens (όλο γυαλί)
- Εύρος εστίασης: 30 - 120 cm 1.8 - 47.2 in
- Διάφραγμα: f/2.4
- Εστιακό μήκος: 24 mm (ισοδύναμο πλήρους καρέ)
- Οπτικό πεδίο: 82° (διαγώνια)
- Αισθητήρας: SONY® STARVIS™ CMOS
- Σύνδεση: USB 3.0 (ή καλύτερο), Τύπος C
- Διαστάσεις: Π 79 x Υ 48 x Β 58 mm (χωρίς στερέωση)
- Βάρος: 96 g (χωρίς κάλυμμα φακού και στερέωση)

PL

1. Pobierz i zainstaluj aplikację Elgato do obsługi kamer: elgato.com/download
2. Zamocuj kamerę Facecam na monitorze.
3. Alternatywnie przymocuj kamerę Facecam do systemu Elgato Multi Mount przy użyciu gwintu 1/4 cala.
4. Zdejmij osłonę prywatności.
5. Podłącz kamerę Facecam

2. Wyyczyść obiektyw z pomocą ściereczki z mikrofibry. Nie używaj ręczników papierowych ani detergentów.
7. Używaj kamery Facecam z ulubionym oprogramowaniem do obsługi transmisji strumieniowych i wideokonferencji: Zoom, Skype, Teams, Slack, OBS, Google Meet, SLOBS, FaceTime lub dowolną inną aplikacją obsługującą standard UVC.

Specyfikacje techniczne

- Obsługiwana rozdzielczość (bez kompresji): 1080p60, 1080p30, 720p60, 720p30, 540p60, 540p30
- Optyka: Obiektyw Elgato Prime Lens (całkowicie szklany)
- Zakres ostrości: 30–120 cm
- Przystos: f/2.4
- Ogniskowa: 24 mm (odpowiednik dla pełnej klakty)
- Pole widzenia: 82° (po przekątnej)
- Czujnik: SONY® STARVIS™ CMOS
- Połączenie: USB 3.0 (lub lepszy), Type C
- Wymiary: 79 (szer.) x 48 (wys.) x 58 (gl.) mm (bez mocowania)
- Waga: 96 g (bez osłony prywatności i mocowania)

RU

1. Загрузите и установите приложение для камеры Elgato: elgato.com/download
2. Закрепите камеру Facecam на мониторе.
3. Также Facecam можно монтировать на штативе Elgato Multi Mount посредством резьбового соединения (1/4 дюйма).
4. Снимите с объектива крышку-защитку.
5. Подключите Facecam к порту

USB 3.0 (или новее) вашего компьютера ПК или Mac. Не используйте USB-концентратор. Используйте только кабель из комплекта поставки или эквивалентный, полностью совместимый с USB 3.0 (или новее).

6. Протрите объектив микрофибровой салфеткой. Не используйте бумажные полотенца и чистящие средства.
7. Камера Facecam готова к использованию в Zoom, Skype, Teams, Slack, OBS, Google Meet, SLOBS, FaceTime и других приложениях для трансляций и видеоконференций, совместимых со стандартом UVC.

Технические характеристики

- Поддерживаемое разрешение (без сжатия): 1080p60, 1080p30, 720p60, 720p30, 540p60, 540p30
- Объектив: Elgato Prime Lens (стекло)
- Диапазон фокусировки: 30 – 120 см
- Диафрагма: f/2.4
- Эквивалентное фокусное расстояние: 24 мм
- Диагональный угол обзора: 82°
- Сенсор: SONY® STARVIS™ CMOS
- Подключение: USB 3.0 (или новее), Type C
- Размеры (ширина x высота x глубина): 79 x 48 x 58 мм (без крепления)
- Вес: 96 гр. (без крепления и крышки объектива)

IA

1. Elgato 카메라 앱을 다운로드하여 설치하십시오. [elgato.com/download](https://www.elgato.com/download)
2. Facecam을 모니터에 마운트합니다.
- 3.または、1/4인치ネジを使ってFacecamをElgato Multi Mountシステムに固定してください。
4. プライバシーシャッターを取り外してください。

5. Facecam을 PC 또는 Mac에 달린 USB 3.0 (또는 이후 버전) 포트에 바로 연결하십시오. USB 허브는 사용하지 마세요. 기본 제공 케이블이나 USB 3.0 (또는 이후 버전) 포트와 완벽히 호환되는 케이블만 사용하십시오.
 6. 초크케사 천을 사용해 렌즈를 청소하십시오. 종이 타월이나 세제는 사용하지 마세요.
 7. 선호하는 스트리밍 앱이나 동영상 회의 앱에서 Facecam을 활용하십시오: Zoom, Skype, Teams, Slack, OBS, Google Meet, SLOBS, FaceTime 또는 UVC 규격을 지원하는 응용 프로그램.
- #### 기술 명세서
- 지원 해상도 (비압축): 1080p60, 1080p30, 720p60, 720p30, 540p60, 540p30
 - 광학: Elgato 단렌즈 (통유리)
 - 초점 범위: 30 - 120 cm
 - 1.8 - 47.2 in
 - 조리개: f/2.4
 - 초점 거리: 24 mm (포플레임 환상)
 - 시야 각도: 82° (대각선)
 - 센서: SONY® STARVIS™ CMOS
 - 연결: USB 3.0 (또는 이후 버전), Type C
 - 규격: W 79 x H 48 x D 58 mm
 - 3.1 x 1.9 x 2.3 in (마운트 미부착)
 - 무게: 96 g | 0.21 lb (프라이버시 셔터 및 마운트 미부착)

技術仕様

- 対応解像度 (非圧縮): 1080p60, 1080p30, 720p60, 720p30, 540p60, 540p30
- 光学: Elgato Prime Lens (ガラス製)
- 集束範囲: 30 - 120 cm
- 1.8 - 47.2 in
- 絞り: f/2.4
- 焦点距離: 24 mm (フルサイズに同等)
- 画角: 82° (対角線)
- センサー: SONY® STARVIS™ CMOS
- 接続: USB 3.0 (またはそれ以上), Type C
- サイズ: W 79 x H 48 x D 58 mm | 3.1 x 1.9 x 2.3 in (マウントを含まない)
- 重量: 96 g | 0.21 lb (プライバシーシャッターおよびマウントを含まない)

KD

1. Elgato 카메라 앱을 다운로드 후 설치하십시오. [elgato.com/download](https://www.elgato.com/download)
2. Facecam을 모니터에 끼웁니다.
3. 또는, Facecam을 Elgato Multi Mount 시스템에 1/4인치 나사로 고정하십시오.
4. 프라이버시 셔터를

제거합니다.

5. Facecam을 PC 또는 Mac에 달린 USB 3.0 (또는 이후 버전) 포트에 바로 연결하십시오. USB 허브는 사용하지 마세요. 기본 제공 케이블이나 USB 3.0 (또는 이후 버전) 포트와 완벽히 호환되는 케이블만 사용하십시오.
6. 초크케사 천을 사용해 렌즈를 청소하십시오. 종이 타월이나 세제는 사용하지 마세요.
7. 선호하는 스트리밍 앱이나 동영상 회의 앱에서 Facecam을 활용하십시오: Zoom, Skype, Teams, Slack, OBS, Google Meet, SLOBS, FaceTime 또는 UVC 규격을 지원하는 응용 프로그램.

기술 명세서

- 지원 해상도 (비압축): 1080p60, 1080p30, 720p60, 720p30, 540p60, 540p30
- 광학: Elgato 단렌즈 (통유리)
- 초점 범위: 30 - 120 cm
- 1.8 - 47.2 in
- 조리개: f/2.4
- 초점 거리: 24 mm (포플레임 환상)
- 시야 각도: 82° (대각선)
- 센서: SONY® STARVIS™ CMOS
- 연결: USB 3.0 (또는 이후 버전), Type C
- 규격: W 79 x H 48 x D 58 mm
- 3.1 x 1.9 x 2.3 in (마운트 미부착)
- 무게: 96 g | 0.21 lb (프라이버시 셔터 및 마운트 미부착)

EN

1. 下載並安裝Elgato 相機應用: [elgato.com/download](https://www.elgato.com/download)
2. 在顯示器上安裝Facecam。
3. 也可以使用 1/4 英寸螺絲將Facecam 固定到 Elgato Multi Mount 系統上。
4. 取下隱私保護板。
5. 直接將facecam 連接到PC 或Mac 上的USB 3.0 (或更高版本) 端口, 不要使用USB 集線器。仅限使用产品自带的线材或完全兼容USB 3.0 (或更高版本) 的同等线材。
6. 使用超细纤维布擦拭镜头。

请勿使用纸巾或清洁剂。

7. 在您喜爱的直播和视频会议应用中使用Facecam, 支持的应用包括: Zoom, Skype, Teams, Slack, OBS, Google Meet, SLOBS, FaceTime 或支持 UVC 标准的其他应用。

技術規格

- 支持的分辨率 (未压缩): 1080p60, 1080p30, 720p60, 720p30, 540p60, 540p30
- 光学器件: Elgato Prime Lens (全玻璃)
- 焦距范围: 30 - 120 厘米
- 光圈: f/2.4
- 焦距: 24 毫米 (全帧等效)
- 视场: 82° (对角线)
- 传感器: SONY® STARVIS™ CMOS
- 连接: USB 3.0 (或更高版本), Type C
- 尺寸: 79 x 48 x 58 毫米 (宽x高x深, 不含支架)
- 重量: 96 克 (不含隐私遮挡板和支架)

ZH

1. 下載並安裝Elgato 網路攝影機App: [elgato.com/download](https://www.elgato.com/download)
2. 將Facecam 安裝在您的螢幕上方。
3. 或者利用1/4英寸螺紋將Facecam 安裝到Elgato Multi Mount 多功能支架上。
4. 取下隱私保護蓋。
5. 將Facecam 直接連接到PC 或Mac 上的USB 3.0 (或更先進) 連接埠 - 不要使用USB 集線器。只能使用隨附的線纜或者與USB 3.0 (或更先進) 完全相容的線纜。
6. 以微纖維拭布擦拭鏡頭。不要使用紙巾或清潔劑。
7. 即可將Facecam 用於您最喜愛的串流或視訊會議App: Zoom, Skype, Teams, Slack, OBS, Google Meet, SLOBS, FaceTime 或任何其他支援UVC 標準的應用程式。

技術規格

- 支援的解析度 (無壓縮): 1080p60、1080p30、720p60、720p30、540p60、540p30
- 光學鏡頭: Elgato Prime Lens

(全玻璃)

- 聚焦範圍: 30 - 120公分
- 1.8 - 47.2英寸
- 光圈: f/2.4
- 焦距: 24公釐 (全畫幅等效)
- 視場: 82° (對角)
- 感測器: SONY® STARVIS™ CMOS
- 連接方式: USB 3.0 (或更先進), Type C
- 尺寸: 寬79 x 高48 x 直徑58公釐 | 3.1 x 1.9 x 2.3英寸 (不含立架)
- 重量: 96公克 | 0.21磅 (不含隱私保護蓋和立架)

AR

1. نزل تطبيق Elgato للكاميرا و قم بتثبيته: [elgato.com/download](https://www.elgato.com/download)
2. تثبت Facecam على شاشتك.
3. عوضاً عن ذلك، أحكم تثبيت Facecam في نظام تثبيت Elgato المتعدد الخاص بك عبر سلك 1/4 بوصة.
4. قم بإزالة منزلق حماية الخصوصية عن عدسة الكاميرا.
5. وصل مخرج Facecam مباشرة إلى USB 3.0 (أو أعلى) على جهاز الكمبيوتر الشخصي أو جهاز Mac الخاص بك - لا تستخدم موزع. استخدم الكابل المرفق أو كابل مكافئ متوافق تمامًا مع USB 3.0 (أو أعلى).

6. نظف العدسة باستخدام قماشة من الألياف الدقيقة. لا تستخدم المنادف الورقية أو المنظفات.
7. استمتع باستخدام Facecam مع تطبيقات البث المباشر ومؤتمرات الفيديو المفضلة لك: Zoom أو Skype أو Teams أو Slack أو OBS أو Google Meet أو FaceTime أو SLOBS أو UVC. آخر يدعم معيار UVC.

المواصفات التقنية

- الدقة المدعومة (غير مضغوطة): 1080p60, 1080p30, 720p60, 720p30, 540p60, 540p30
- العدسات: Elgato Prime Lens (زجاجية بالكامل)
- مدى البؤرة: 30 - 120 سم
- الفتحة: حجم فتحة العدسة / البعد البؤري: 24 مم (مكافئ الإطار الكامل)
- 2.4 / فتحة العدسة
- 24 مم (مكافئ الإطار الكامل)

- مجال الرؤية: 82° (قطري)
- أداة المستشعر: SONY® STARVIS™ CMOS
- الاتصال: USB 3.0 (أو أفضل), Type C
- الأبعاد: العرض x الارتفاع x بؤرة العمق 58 مم | 0.21 x 1.9 x 2.3 (من دون المثبت)
- الوزن: 96 جرام | 0.21 رطل (من دون منزلق حماية الخصوصية أو المثبت)