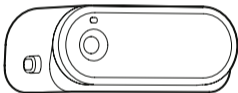


hochem

MTK-L02



User Manual V1.0

EN 01 - 09 User Manual

CN 10 - 18 快速入门指南

JP 19 - 27 ユーザーマニュアル

KR 28 - 36 사용자 매뉴얼

DE 37 - 45 Benutzerhandbuch

IT 46 - 54 Manuale d'uso

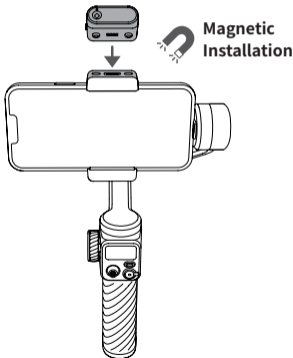
FR 55 - 63 Manuel de l'utilisateur

ES 64 - 72 Manual del usuario

RU 73 - 81 Руководство
пользователя

01 Installing Magnetic AI Vision Sensor

Keep the logo "hohem" upwards, attach the AI vision sensor to the magnetic alignment



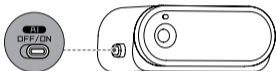
*Gimbal Not Included

02 How the AI Tracking Works

1. Turn on or off AI Tracking Sensor

Enable the AI vision sensor: Switch to "ON".
(Indicator light turns red with fill light flashing twice.)

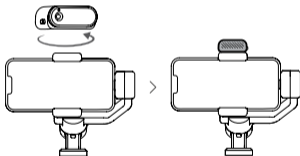
Turn off the AI vision sensor: Switch to "OFF"



2. Gesture Control: Show gestures to the AI vision sensor from 0.5~1.5m(1.64ft-4.92ft) away.



3. Gesture "👉" to start the AI tracking (Indicator light turns green).
4. Gesture "👏" to stop the AI tracking (Indicator light turns red).
5. AI tracking for front/rear camera: For front camera tracking, align the magnetic AI vision sensor with the phone screen. Place the vision sensor in the opposite direction for rear camera tracking.



It is completely normal for the magnetic alignment to become hot when fill light is in use and hence, it is advisable NOT to make a direct contact with the hot alignment, especially the metallic part.

03 How to make AI vision positioning adjustments?

If the framed subject cannot be centered on the phone screen, or you want to customize the AI vision position to be tracked:

1. Make sure the gimbal & AI vision sensor are on.

2. Take the gesture  towards the AI vision sensor and the indicator blinks green quickly.

3. Move in front of the screen until you find the preferred position to be tracked.

4. Show the gesture  to lock the position and create ideal composition (the indicator stops flashing).

04 How the Fill Light Works

1. Turn on/off: Press and hold the multifunctional control wheel (Among the 4 modes above, "ON"/"OFF" occurs only in CCT/RGB mode.)

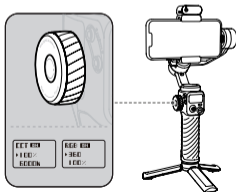
2. CCT/RGB switch: Press the multifunctional control wheel three times

CCT: Adjust color temperature and brightness of cold/warm light

RGB: Control color and brightness of RGB light

3. Select option: Press the multifunctional control wheel once

(Only available for CCT/RGB mode.)



*Gimbal Not Included

05 Specifications

Model	MTK-L02
-------	---------

Weight	23.8g
--------	-------

AI Recognition Distance (Max)	3.5m
-------------------------------	------

CCT (Correlated Color Temperature)	2700K、 3000K、 3500K、 4000K、 4500K、 5000K、 5500K、 6000K、 6500K
------------------------------------	---

RGB	360 Kinds of Colors Change
-----	----------------------------

Power	1W
-------	----

Max. Working Current	1.0A
----------------------	------

Working Voltage	5.0V
-----------------	------

Working Temperature	-10~45°C
---------------------	----------

Compatible Phones	iSteady M6、 iSteady MT2
-------------------	----------------------------

06 Warranty Terms

1. Customers are entitled to replacement service in case of quality deficits or functional disorder found in the product within 7 days upon the purchase date. But ensure the commodity and package with no damage, and we will offer a brand new replacement after confirming the product's problem is not related to artificial damage.
2. The warranty service is subject to normal use.
3. The valid warranty period is 12 months counting from the date of selling under normal use. Accessories are excluded from the warranty service.
4. This warranty service DOES NOT cover accidental or artificial damages (including but not limited to) caused by unauthorized modification, disassembly, incorrect use and operation.
5. Please keep and offer the warranty card for claiming the warranty service.

Warranty Card

User Name:

Contact No.:

Address:

Purchase Date:

Prod. Serial No.:

Failure Cause:

Service Record:

CALL CENTER -Toll Free

UNITED STATES:

+1(888)9658512

Mon-Fri: 9:00AM-5:00PM (EST)

UNITED KINGDOM:

+44(0)808 2737578

Mon-Fri: 2:00PM-10:00PM (GMT +0)

CANADA:

+1(855)758-8939

Mon-Fri: 9:00AM-5:00PM (EST)

BRAZIL:

+55 (0)800 5911897

Mon-Fri: 10:00AM-6:00PM (GMT -3)