

Diverter Flap Valves DVA



THE DIVERTER FLAP VALVE DVA ENSURES MAXIMUM EFFICIENCY, DUST-PROOF AND HIGHLY WEAR-RESISTANT

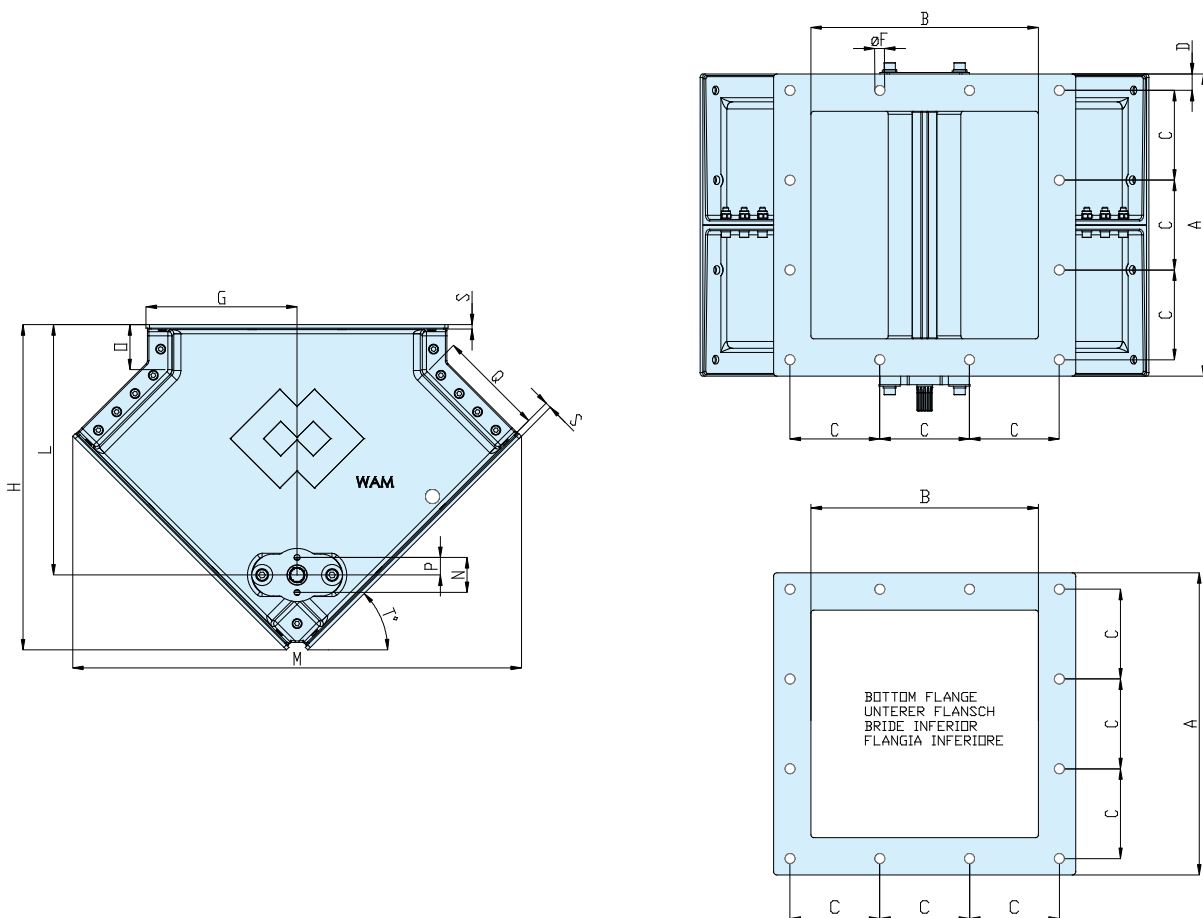
The DVA Diverter Flap Valves consist of two high-pressure die-cast semibodies manufactured from aluminium alloy lined with SINT® engineering polymer and a flap in SINT® engineering polymer with a steel core. The flap is activated by a manual lever or by a pneumatic or electric actuator.

DVA is a Diverter Flap Valve with one inlet and two outlets for the diversion of the flow of powdery or granular materials in all processing plants where diversion of gravity flow or conveyed dry materials is required. The engineering materials used enable quick cleaning and maintenance apart from offering great resistance to abrasion.

Technical Features

- Handles powders, granules and pellets;
- Dust-tight;
- High-pressure die-cast semi-bodies manufactured from aluminium alloy;
- Blade protected from material flow by wear-resistant SINT® engineering polymer;
- SINT® engineering polymer for standard and food-grade applications;
- Casing with replaceable SINT® engineering polymer liner;
- Small number of components;
- Easy part replacement;
- Highly abrasion-resistant;
- EN 1935/2004 and FDA-certified;
- Ex-stock delivery.

Overall Dimensions




TYPE	A	B	C	D	ØF	G	H	L	M	N	O	P	Q	S	T	kg
150	260	175	115	15	14	130	312	221	399	50	65	25	99,5	10	45°	13
200	310	225	93,3	15	14	155	356,8	267	470	50	66	25	113,3	10	45°	17
250	360	275	110	15	14	180	403	312	538,2	50	66	25	125	10	45°	21
300	432	325	128,3	24	14	216,5	465	358	641,4	50	66,5	25	152,8	10	45°	24

Dimensions in mm

Benefits

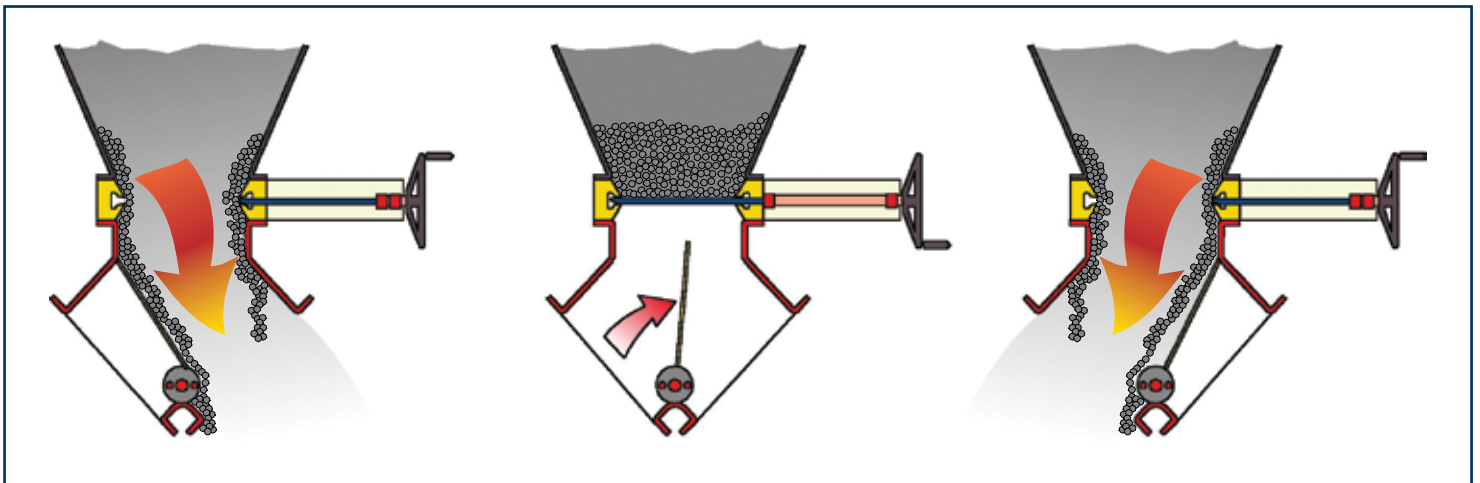
- ✓ Lightweight design;
- ✓ Quick and easy maintenance;
- ✓ Dustproof sealing;
- ✓ Elastic outline of the SINT® flap guarantees material transport without particle breakdown, grinding or jamming;
- ✓ Highly wear-resistant and less slackness;
- ✓ Maximum efficiency and minimum operating costs;
- ✓ Excellent price-performance ratio.

Anti-wear replaceable
SINT® liner



Diverter flaps protected
from material flow by SINT®
engineering polymer

Actuator bracket



MANUAL LEVER COUPLING



Valve Size	Lever Code
150 - 300	CM4

PNEUMATIC ACTUATOR COUPLING



Valve Size	Actuator Code
150 - 200	CP063 (CP101)
250 - 300	CP101

Actuator choice depends on application and type of material.

Accessories:

Solenoid Valve		Limit Switch Code
Actuator Code	Solenoid Valve Code	MIC23
CP063 - CP101	V5V80 - V5VV80	LSM0 + LSM9
COIL 24/48/110/220V AC-DC		

GEAR MOTOR ACTUATOR COUPLING



Valve Size	Actuator Code
150 - 200	AE040A11 (AE051A11)
250 - 300	AE051A11 (AE060A11- AE070A1D)

Actuator choice depends on application and type of material.

Accessories:

Limit Switch Code
MIC23
LSM0 + LSM9

* Signalling system obligatory.

