

Rotating Level Indicators ILT



PRECISE AND RELIABLE LEVEL INDICATORS FOR POWDERY AND GRANULAR MATERIALS

ILT Rotating Level indicators are designed for level monitoring of bins, hoppers or silos by means of the rotating paddle.

When the material level reaches the measuring paddle the rotation is blocked. The motor is freely suspended within the casing.

The resulting reaction torque activates a limit switch output signal that stops the motor.

As soon as the material level sinks below the paddle radius, a spring pulls the motor back into its operating position. The switch returns to the OFF position and the motor is switched on.

The top or side-mounted indicators are commonly used for materials having a minimum bulk density of 0.3 t/m³ (0.01 lbs per cu in).

Features

MECHANICAL DATA

- Enclosure: IP 66
- Process connection: Thread G1 1/4", G1 1/2", G2 1/2"
- Material process connection: Plastic and aluminium
- Material shaft and measuring vane: stainless steel
- Friction clutch: Protection of the gearing from impact of the measuring vane
- Pickup delay: Approx. 1.3 sec
- Sensitivity: adjustable via reset force of spring in three positions
- Speed of measuring vane: 1 r.p.m.

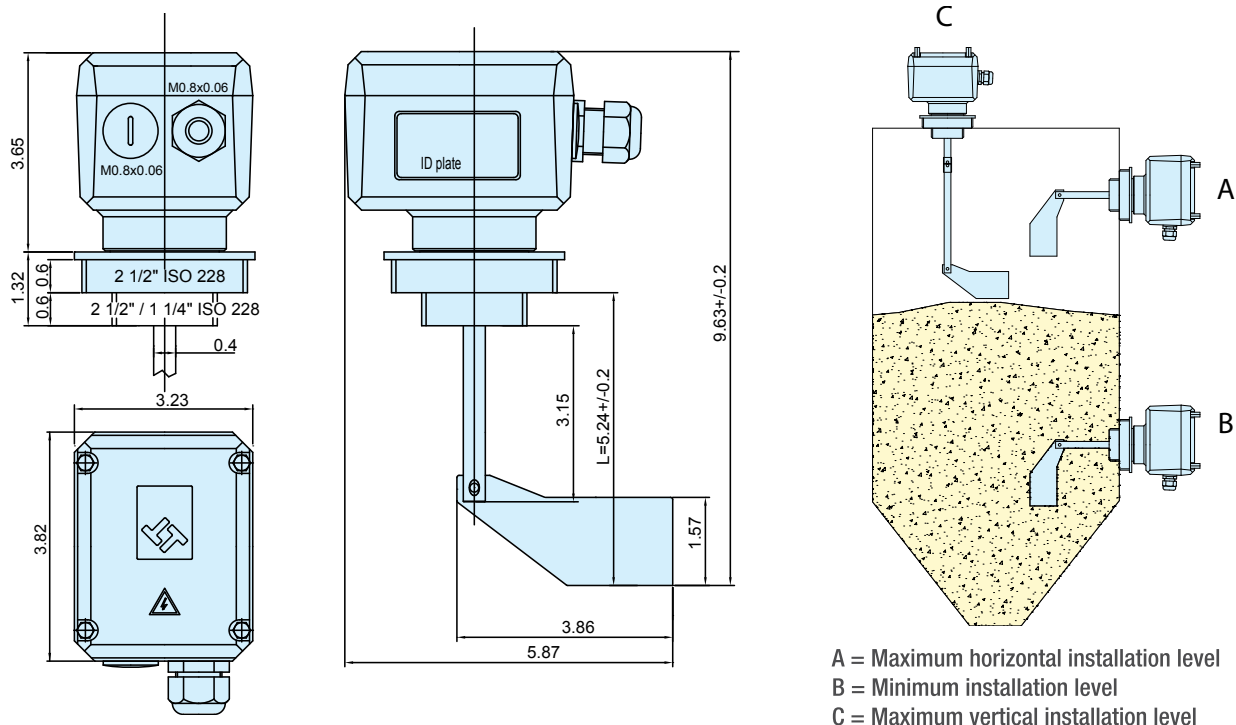
OPERATING CONDITIONS

- Container excess pressure: max. 0.8 bar
- Temperature inside vessel: -4F~176F (-4F / 482F with high temperature version)
- Ambient temperature inside the casing: -4F~158F

ELECTRICAL DATA

- Mains voltage: 24/48V 50-60Hz or 115V / 230V, 50-60Hz or 24V DC (all voltages +10% / -15%)
- Installed load: 3 VA (3W)
- Signal output: Floating micro-switch
- Signal output: Floating micro-switch (AC max. 250V, 2 A, 500W - DC max. 300V, 2A, 60W)
- Protection class: I

Overall Dimensions



Benefits

- ✓ ATEX certified version available for use in hazardous classified areas;
- ✓ High or low process temperature options;
- ✓ Various process connections (flange and thread);
- ✓ Easy installation;
- ✓ Uninfluenced by material properties such as conductivity, dust, dielectricity;
- ✓ Extremely reliable level measuring of bulk solids;
- ✓ Different measuring paddle types, suitable for all densities.



1 ROTATING PADDLE




Made from 304 Stainless Steel

2 CASING



Die-cast Aluminium
Protection IP66
Electronic Panel Included

3 THREADED FITTING



Standard
Thread: 1" ½ ISO 228
Thread: 2" ½ ISO 228
Material: Delrin



ATEX Ex II 1/2 D IP66 T 100°C
Thread: 1" ½ ISO 228
Material: Aluminum

Accessories

Threaded bushes




Made from carbon steel, to be welded on to the silo/hopper wall to facilitate installation of the ILT
Thread: 1" ½ ISO 228
Thread: 2" ½ ISO 228

Double paddle for light materials



External light



Rotation control



ILTRO is the code for rotation control multi-voltage version of ILT indicators

Shaft extension



Shaft extensions are available in zinc-coated carbon steel or 304 stainless steel

- Available 19.69 inch and 39.37 inch pieces
- Modular extension-type
- Maximum extension length allowed: 118.1 inch
- To be used in vertical position only

Application



ILT Rotating Level Indicators are fitted on the walls of a bin, silo or hopper, depending on the type of detection they are installed for.



January 2014 Rights reserved to modify technical specifications.



WAM Inc.
Georgia Division
75 Boulderbrook Circle
Lawrenceville, GA 30045
Tel.: (770) 339 - 6767
Fax: (770) 339 - 4727
wamgeorgia@waminc.com
www.extrac-usa.com
www.waminc.com

WAM Inc.
Texas Division
1300 Triad Blvd.
Fort Worth, TX 76131
Tel.: (817) 232 - 2678
Fax: (817) 232 - 2676
wamtexas@waminc.com
www.extrac-usa.com
www.waminc.com



www.wamgroup.com