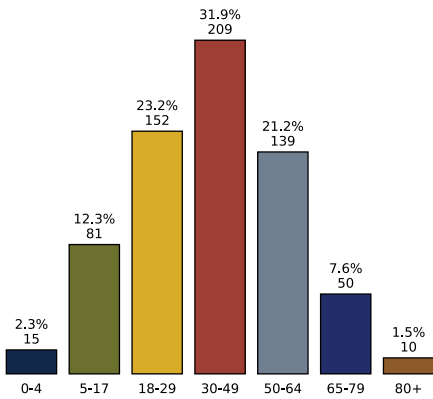


2021 First Quarter COVID-19 Case Report for Rutherford, NJ

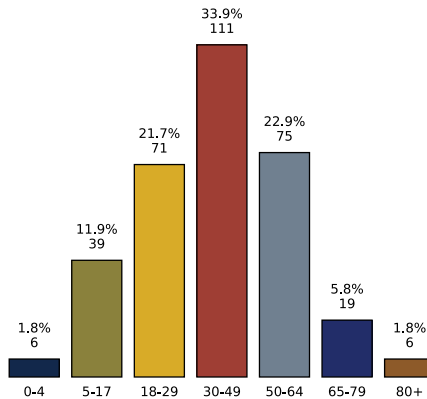
656 total COVID-19 cases in Rutherford from January 1st - March 31st 2021

Data provided by the Rutherford Health Department, presented by the Data & Science Analysis Committee

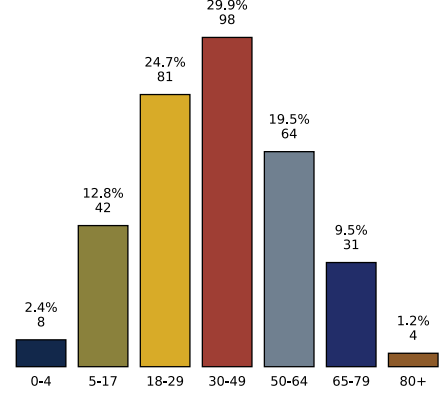
TOTAL COVID-19 CASES IN RUTHERFORD BY AGE GROUP JANUARY - MARCH 2021



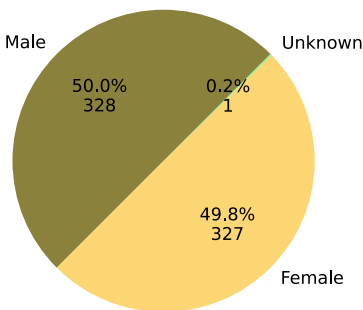
FEMALE COVID-19 CASES IN RUTHERFORD BY AGE GROUP JANUARY - MARCH 2021



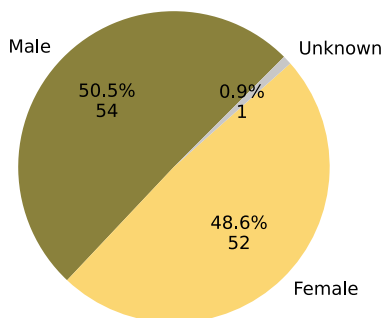
MALE COVID-19 CASES IN RUTHERFORD BY AGE GROUP JANUARY - MARCH 2021



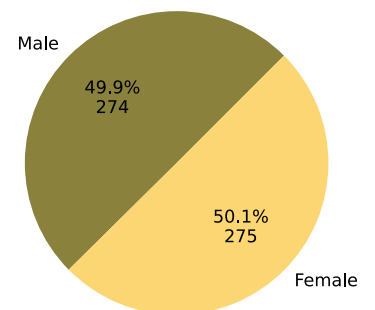
COVID-19 CASES IN RUTHERFORD BY GENDER JANUARY - MARCH 2021



COVID-19 CASES IN RUTHERFORD AGE 18 AND YOUNGER, BY GENDER JANUARY - MARCH 2021



COVID-19 CASES IN RUTHERFORD AGE 18 AND OLDER, BY GENDER JANUARY - MARCH 2021



* Information regarding deaths will be made public only as broad demographic information collected after 2021 to protect the privacy of Rutherford residents affected.