



# Use of Force Annual Trend Report

PDF snapshot report as prepared by Benchmark Analytics on 02-20-2024

Start Year: 2021

End Year: 2023

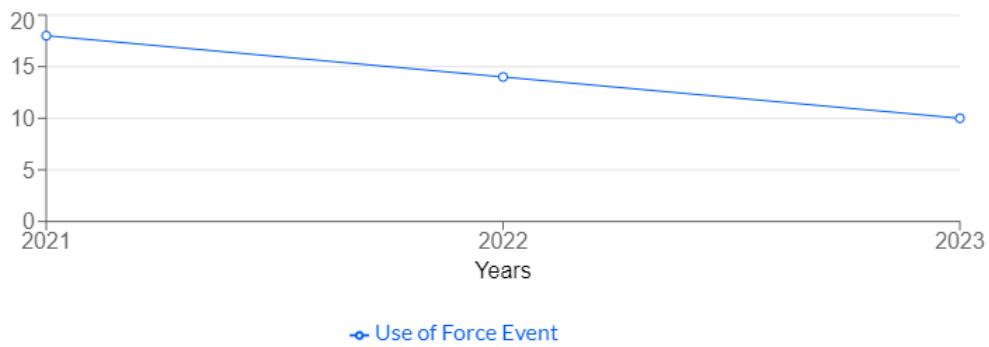
Trend Interval: Years

### Use of Force Reports

Use of Force Reports in 2023: 10

Distinct Case/Incident Numbers in 2023: 5

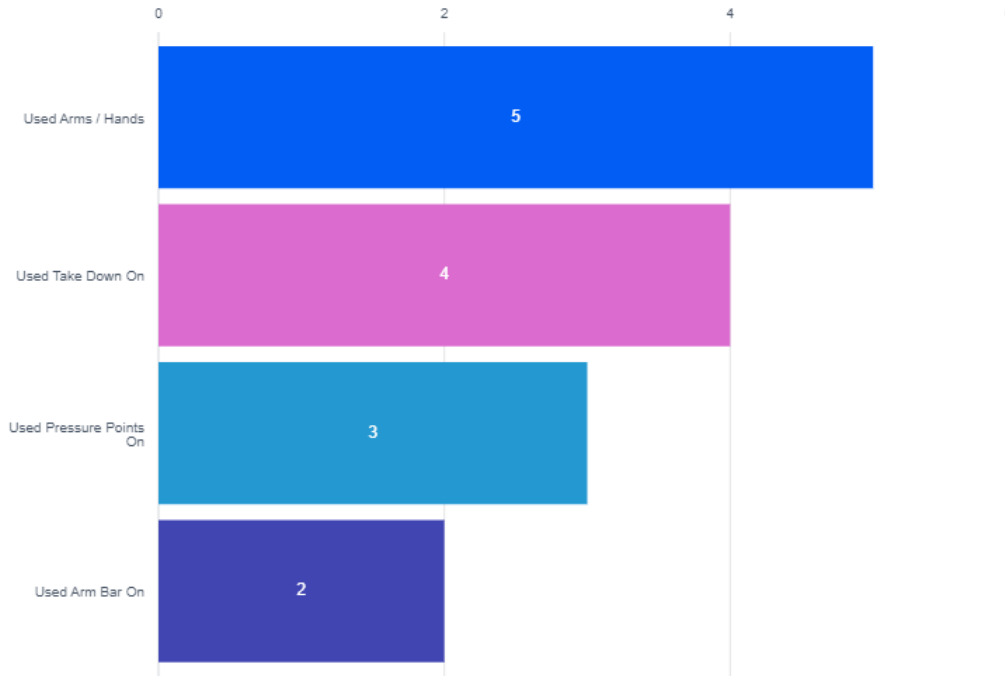
### Use of Force Reports over Time



## Reports of Officer Force Applied

Each report listing a particular force type is counted. Reports listing multiple force types would be represented in each force type.

### Force Applied in 2023




### Trends in Force Applied over Time

Force Applied	2021	2022	2023
Used arms	8	0	0
Used arm bar on	7	2	2
Used legs/kicks	3	1	0
Used take down on	3	3	4
Used pressure points on	2	1	3
Other	1	0	0
Used arms/hands	0	8	5

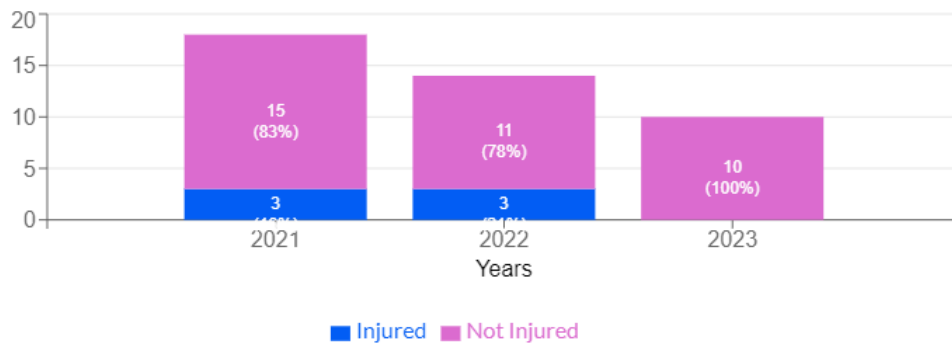
# Reports of Officer Injuries

Each report listing an officer injured is counted.

## Officer Injuries in 2023



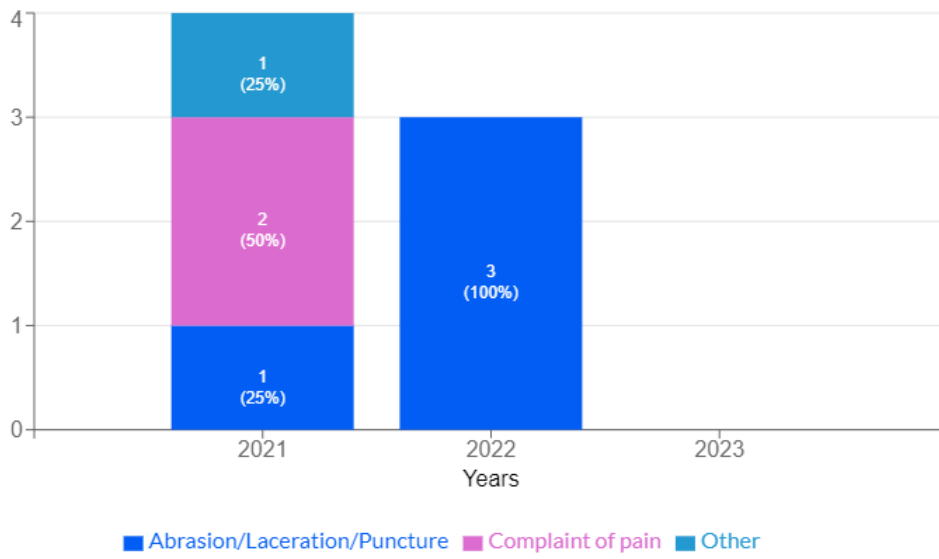
## Officer Injuries over Time



## Officer Injury Types in 2023

No chart data available


### Officer Injury Types over Time



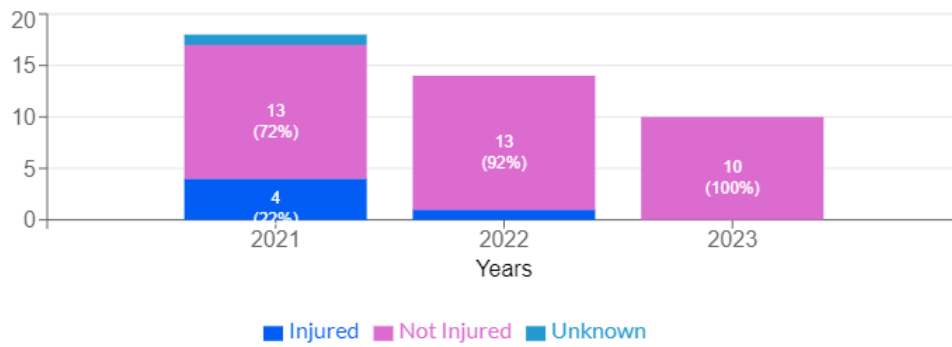
# Reports of Subject Injuries

Each report listing a subject injured is counted.

## Subject Injuries in 2023



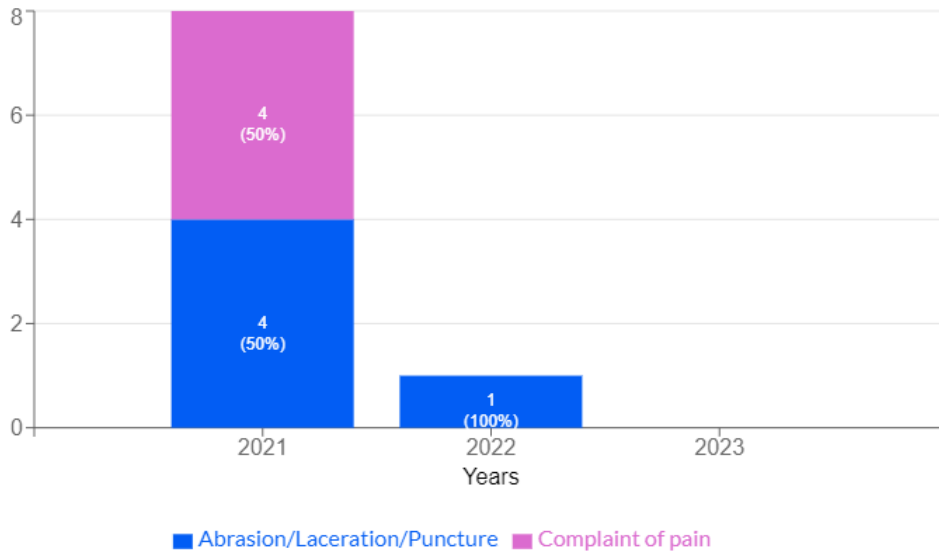
## Subject Injuries over Time



## Subject Injury Types in 2023

No chart data available

## Subject Injury Types over Time




## Subject Demographics

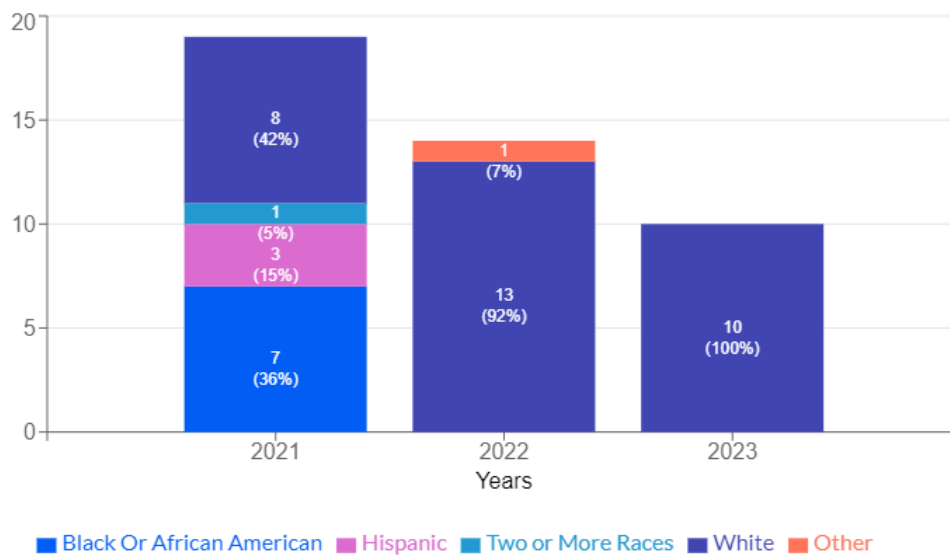
### Reports of Subject Race

Each report listing a subject's race is counted.

### Subject Race in 2023



### Subject Race over Time





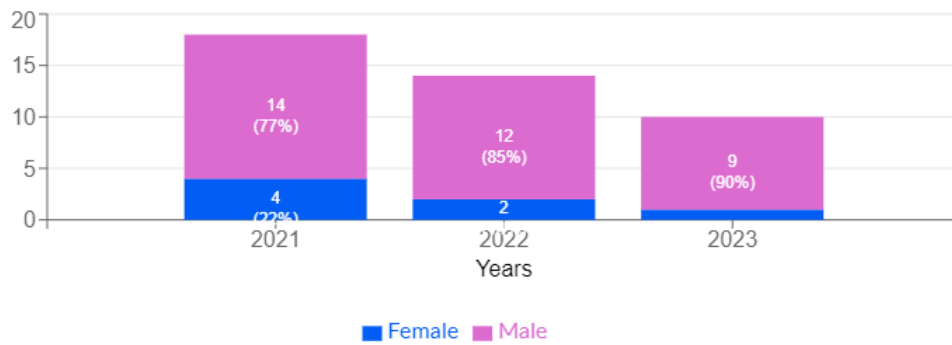
# Reports of Subject Gender

Each report listing a subject's gender is counted.

## Subject Gender in 2023



## Subject Gender over Time



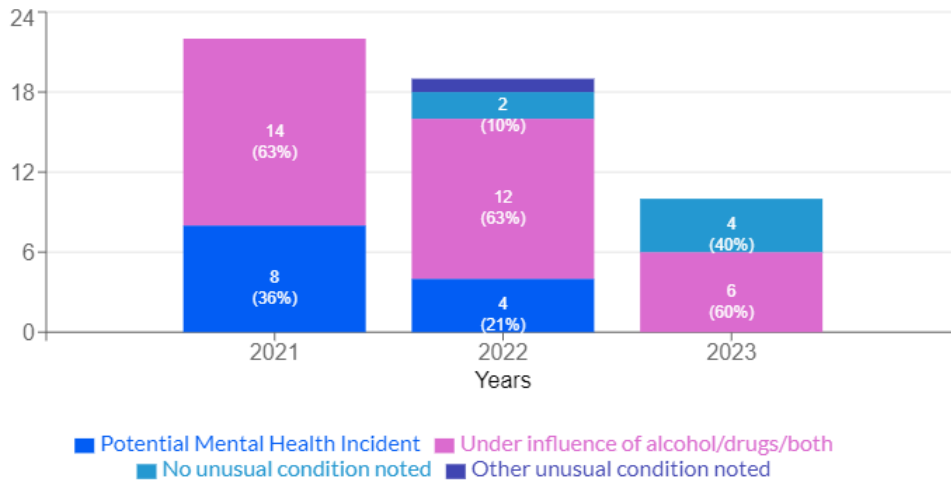
## Reports of Subject Condition

Each report listing subject's condition is counted. Each subject condition listed in the report is counted

### Subject Condition in 2023



### Subject Condition over Time

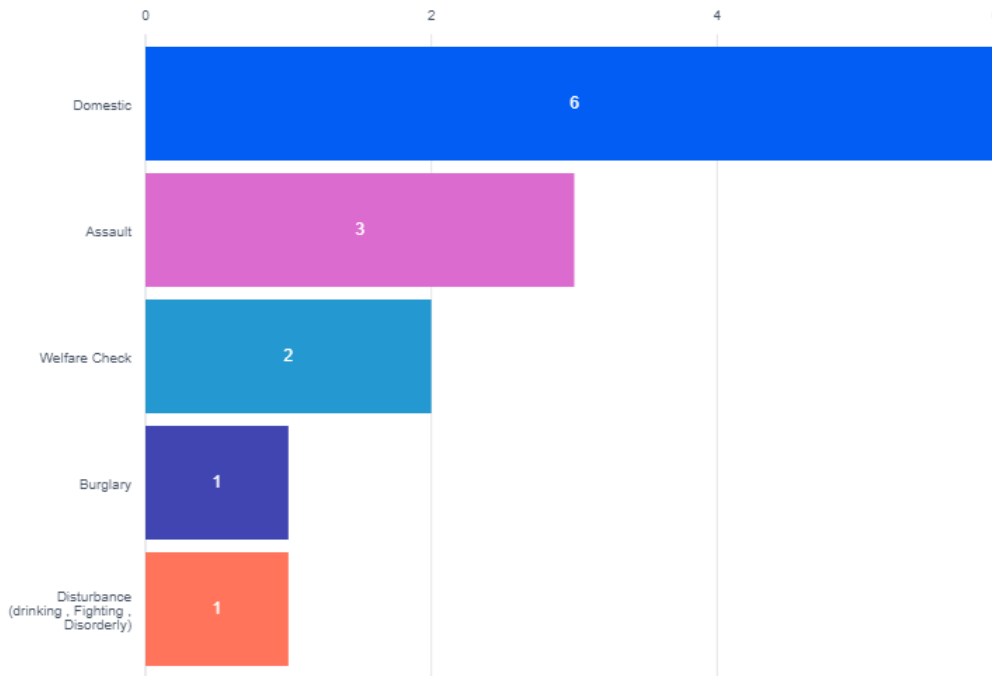


## Officer Responses to Subjects

### Initial Reason for Incident

Each report listing reason for incident is counted.

### Reason for Force Incidents in 2023




### Reason for Force Incidents over Time

Reason for Incident	2021	2022	2023
Potential Mental Health Incident	10	0	0
Disturbance (drinking, fighting, disorderly)	7	7	1
Possession of CDS	5	0	0
Other	3	0	0
Welfare Check	3	2	2
Assault	2	0	3
Domestic	2	0	6
Suspicious person	2	0	0
Assisting another officer	0	2	0
Medical Emergency	0	1	0
Burglary	0	0	1

## Subject Actions Leading to Force

Each report listing subject actions is counted. Each action listed in a reported is counted.

### Subject Actions Leading to Force in 2023



### Subject Actions Leading to Force over Time

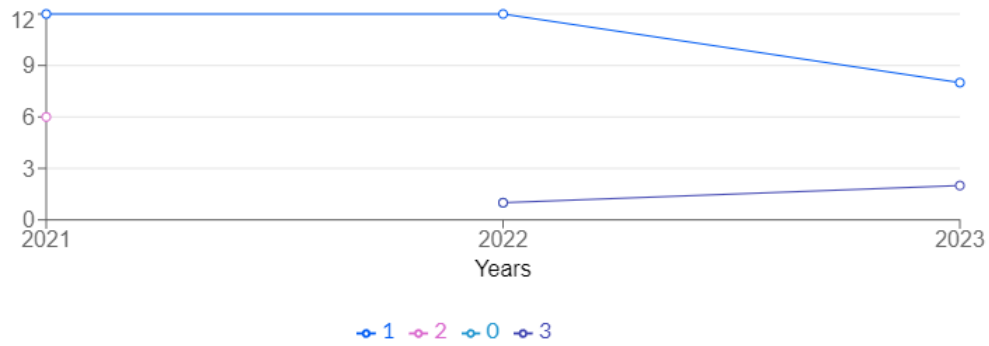
Subject Actions	2021	2022	2023
Resisted arrest/police officer control	12	11	8
Attack with Hands,fists,legs	6	0	0
Verbal/Fighting stance Threat	6	4	0
Spitting	5	0	0
Threat with Bodily Fluids	4	0	0
Threat with Hands,fists,legs	4	0	0
Prevent harm to another	3	0	0
Attempt to escape from Custody	2	0	1
Attack with Bodily fluids	1	0	0
Threat with Gun	1	0	0
Failure to Disperse	0	2	0
Push or shove	0	2	2
Threat to Push or shove	0	4	0
Strike with open hand, fist, or elbow	0	0	1

## Number of Force Actions per Officer Report

### Number of Force Actions per Report in 2023



### Number of Force Actions per Report over Time



## Subject Reported as Arrested Each force report is counted.

### Subjects Reported as Arrested in 2023




### Subjects Reported as Arrested over Time



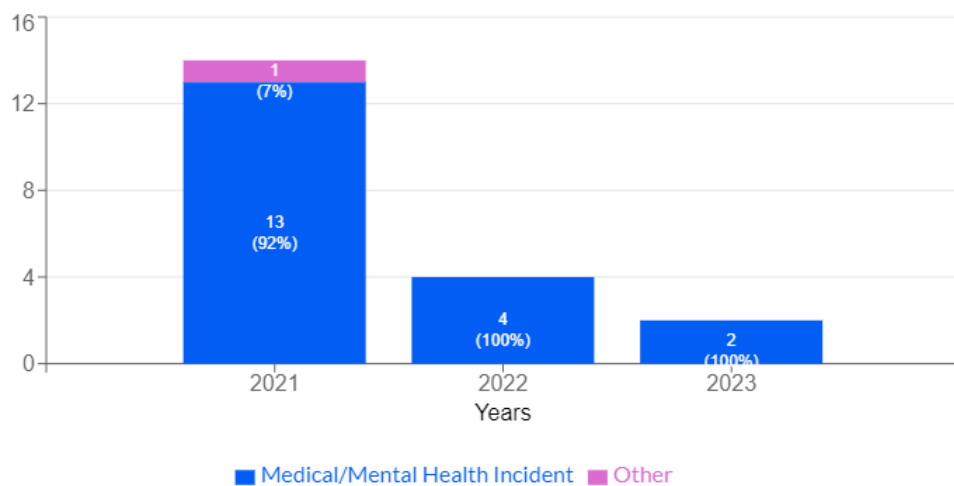
# Reasons for Subjects Not Being Arrested Following Use of Force

Each reported reason is counted.

## Reasons for Subjects Not Being Arrested in 2023



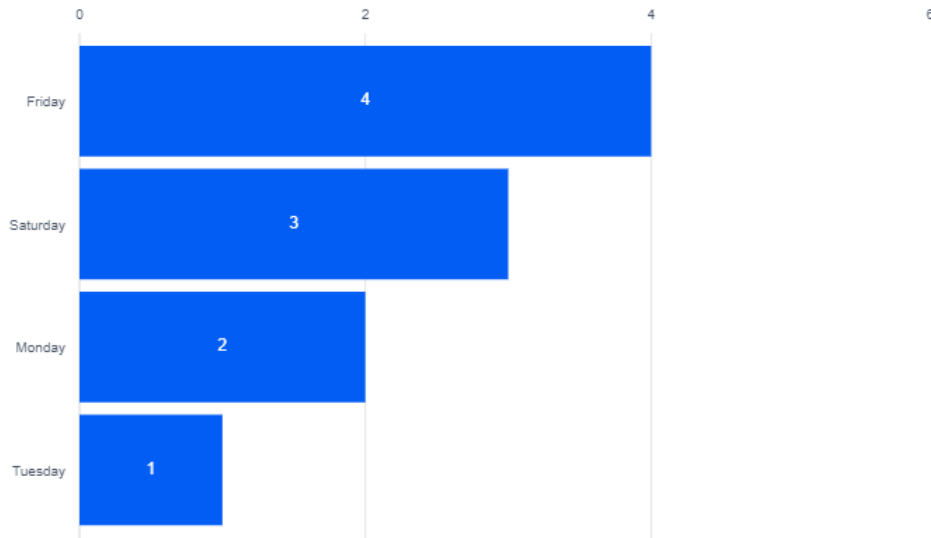
## Reasons for Subjects Not Being Arrested over Time



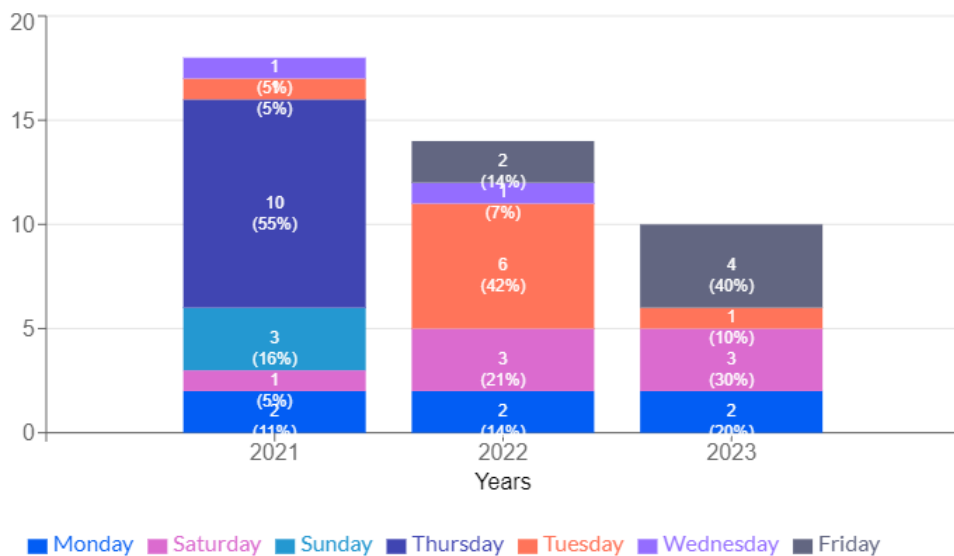
**Day of Week Use of Force Occurred**  
Each reported day of week is counted.



## Use of Force Day of Week in 2023



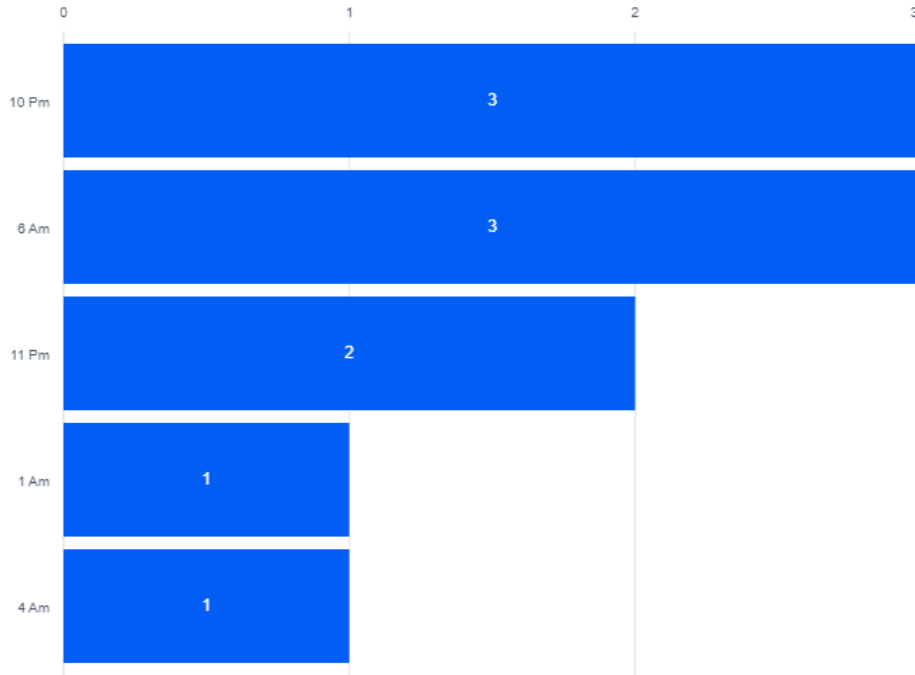
### Use of Force Day over Time



### Hour of Day Use of Force Occurred

Hour of day when use of force occurred; Each report for a se of force is counted.

## Use of Force Hour in 2023



## Reported Use of Force Hour over Time

Hour of Day	2021	2022	2023
12 PM	7	3	0
11 AM	3	0	0
10 PM	2	0	3
1 AM	2	0	1
7 PM	2	1	0
11 PM	1	1	2
9 PM	1	0	0
3 PM	0	1	0
4 PM	0	2	0
5 PM	0	2	0
6 PM	0	4	0
4 AM	0	0	1
6 AM	0	0	3