

St. Mary's Coptic Orthodox Church
Sunday School Program 1721 A.M. (2004/2005)

Archangel Michael (KG)

(Baounah 12, June 19)

Laila Abdel-Malek, Mervat Guirguis

LESSON DATE	LSN No.	TEACHING AID	SUBJECT	OCCASION FEAST	DATE	F
----------------	------------	-----------------	---------	-------------------	------	---

1st Period

12-Sep-04	1		Look What God Made!	Nairouz	09/11	
19-Sep-04	2		A Garden Wedding			
26-Sep-04	3		The Sign of the Cross	The Cross	09/27	
03-Oct-04	4		The First Sin			
10-Oct-04	5		The Biggest Rain	Thanksgiving	10/11	
17-Oct-04	6		Joseph and His Beautiful Coat			
24-Oct-04	7		The Baby Moses			
31-Oct-04	8		The Burning Bush	St. Roweis	11/01	
07-Nov-04	9		Gideon			
14-Nov-04	10		The Child Samuel	Pope Shenouda III	11/14	
21-Nov-04	11		David The Shepherd Boy			
28-Nov-04	12		The Three Children	Advent	11/25	
05-Dec-04	13		Daniel and The Lions			
12-Dec-04	15		The Angels			
19-Dec-04	16		St. Mary and the Angel			
26-Dec-04	17		St. Joseph and the Angel			
02-Jan-05	18		The Birth of Jesus	Christmas	01/07	
09-Jan-05	14		Review			
16-Jan-05	19		Jesus is Blessed	Circumcision	01/14	
23-Jan-05	20		Jesus is Baptized	Epiphany	01/19	
				St. Dimiana	01/20	
				Cana Galilee	01/21	

Back To Index

St. Mary's Coptic Orthodox Church
Sunday School Program 1721 A.M. (2004/2005)

Archangel Michael (KG)

(Baounah 12, June 19)

Laila Abdel-Malek, Mervat Guirguis

LESSON DATE	LSN No.	TEACHING AID	SUBJECT	OCCASION FEAST	DATE	F
----------------	------------	-----------------	---------	-------------------	------	---

2nd Period

30-Jan-05	21		Jesus Goes to a Wedding	St. Anthony	01/30	
06-Feb-05	22		Jesus Teaches A Prayer			
13-Feb-05	24		Jesus is Found in the Temple	In The Temple	02/16	
20-Feb-05	23		Jonah and the Great Fish	The Fast of Jonah	02/21	
27-Feb-05	25		Jesus Begins to Teach			
06-Mar-05	26		Friends of Jesus	The Holy Lent	03/07	
13-Mar-05	27		Jesus and The Storm	Pope Kerolous VI	03/09	
20-Mar-05	28		The Forgiving Father	The Cross	03/19	
27-Mar-05	29		Jesus Gives Us to eat			
03-Apr-05	34		The Lost Sheep	St. Mary of Zeitoun	04/02	
				Annunciation	04/07	
10-Apr-05	30		Review			
17-Apr-05	31		Jesus Goes to Jerusalem			
24-Apr-05	32		Jesus Comes to the Temple	Palm Sunday	04/24	
				Maundy Thursday	04/28	
				Great Friday	04/29	
01-May-05			Easter Day	Easter	05/01	
				St. George	05/01	
08-May-05	33		Jesus Comes to Life Again	Thomas Sunday	05/08	
				St. Mark	05/08	

Back To Index

St. Mary's Coptic Orthodox Church
Sunday School Program 1721 A.M. (2004/2005)

Archangel Michael (KG)

(Baounah 12, June 19)

Laila Abdel-Malek, Mervat Guirguis

LESSON DATE	LSN No.	TEACHING AID	SUBJECT	OCCASION FEAST	DATE	F
----------------	------------	-----------------	---------	-------------------	------	---

3rd Period

15-May-05	35		Jesus Makes a Blind Man See	St. Athanasius	05/15	
22-May-05	36		The Girl Who Got Well Again			
29-May-05	40		Serving Others	The Flee to Egypt	06/01	
05-Jun-05	37		Where is Jesus Now?	Ascension	06/09	
12-Jun-05	38		Let The Children Come To Me			
19-Jun-05	39		The Holy Spirit	Pentecost	06/19	
				Archangel Michael	06/19	
26-Jun-05	41		We Thank The Lord			
03-Jul-05	42		Going to Church			
10-Jul-05	43		Our Respect For Abouna	Apostles' Feast	07/12	
17-Jul-05	44		The Apostle's Feast	St. Shenouda	07/14	
24-Jul-05	45		Jesus Walks on Water			
31-Jul-05	46		How To Pray			
07-Aug-05	47		Communion	St. Mary's Fast	08/07	
14-Aug-05	48		Working Together	Transfiguration	08/19	
21-Aug-05	49		Thanking the Lord	St. Mary's Feast	08/22	
28-Aug-05	50		Do Not Worry			
04-Sep-05	51		Review			

Back To Index

Lesson No. (1)

Look What God Made!

References

Genesis 1:1-26.

Notes for Servants

- ★ If we were not found in this world we would have not known Christ and would have not tasted His love and grace.
- ★ God created us to know Him, live for Him and enjoy being in His presence.
- ★ We should thank God every minute for all the creations He had made for us.

Objectives

General: God's power and His care for us.

Specific:

The children will be able to ...

- A. Learn something about the process of the creation.
- B. Feel God's love and care to prepare all what we need.
- C. Thank God for everything He gave us.

Bible Verse

"O give thanks unto the Lord."

Psalm 105:1

Teaching Aids

1. Items from nature such as flowers, stones, vegetables, fruits, etc.
 2. Pictures of some plants, fish, animals and birds.
 3. Flannel board and figures.
-

Introduction

- (1) Review last week's lesson.
- (2) Remind the children about the church occasions for the coming week.
- (3) Servant is to ask the children about how the world would be if there were no people, no houses, no plants or water.
- (4) Servant is to emphasize God's love and care for us through the creation.

Story Time

A long, long time ago, there was no world. There were no people or birds. There were no trees or flowers. Only God was there. Then, God made EVERYTHING there is.

How did God do this?

Let us see what the Bible say:

At first it was very dark and water covered everything. So, God said, "Let there be light." And there was light! God made night and day.

The next day God said, "Let there be a sky above." As soon as God said it, there was a blue sky and fresh air high above the water.

On the third day, God put all the water into ponds and lakes and clouds and rivers and oceans. He put land between the water. Then God said, "Let plants grow on the dry land." Right away bushes and berries, oak trees and orange trees grew. Green grass filled the fields. Tall trees grew little leaves. Red roses smelled so sweet.

On the fourth day, God said, "Let lights shine in the sky." Then sunshine warmed the world. The moon and stars shone at night.

The next day, God worked again. He said, "Let fish fill the water. Let birds fill the air." At once, many big whales and tiny fish swam in the waters. Crabs walked on the bottom of the sea. Doves and ducks flew in the air. Owls sat high in the trees. Songs and sounds were all around.

On the sixth day, God said, "Let animals walk on the land." And there they were! Cows ate grass. Mice ran in the fields. Dogs and cats played. Rabbits hopped. Bears slept in caves. Monkeys climbed trees. Animals of all sizes lived in God's wonderful world.

Last of all, God made Adam and Eve. God looked at the world. He had made such wonderful things. The biggest star was very good. The smallest ant was very good. God was pleased with the world He made. God said, "It is good. It is very, very good."

Discussion

- 1 - Follow up the story by talking about it with the children.
- 2 - Continue the discussion while they do the activity.

Learning Activities

Colouring Page.

Lesson No. (2)

A Garden Wedding

Adam And Eve

References

Genesis 1:26-31

Notes for Servants

- ★ Who is the Son of man that You remember? You crowned Him with glory and honour and You gave Him authority of all that Your hands have made. You put everything under His feet.
- ★ As a Lover of Mankind You have created me, a man. You have no need of my servitude, rather I have need of Your Lordship.
- ★ Truly, O Lord, You have no need for my service and my weak prayers, but I am the one who is in need of Your love and care, for You are my wealth.

Objectives

General: God's power and His care for us.

Specific:

The children will be able to ...

- A. Learn something about the process of the creation.
- B. Feel God's love and care to prepare all what we need.
- C. Thank God for everything He gave us.

Bible Verse

"O give thanks unto the Lord."

Psalms 105:1

Teaching Aids

1. Items from nature such as flowers, stones, vegetables, fruits, etc.
2. Pictures of some plants, fish, animals and birds.
3. Flannel board and figures.

Introduction

- (1) Review last week's lesson.
- (2) Remind the children about the church occasions for the coming week

Story Time

God's world was beautiful. Flowers grew on high hills. Deer ran in the woods. Bluebirds made soft nests. Then, God said, "Now I will make a person." God made Adam from the dust of the earth. God breathed into his nose and Adam became alive.

God wanted Adam to have a good home. So, God planted a beautiful garden for him. The garden was in a place called Eden. God put Adam into the garden of Eden. This garden was the most beautiful place in God's whole world. Fresh fruit grew on trees. Berries and flowers grew on the ground. A river watered the garden.

God told Adam to live in the garden and take care of it. God said, "You may eat fruit from all the trees, but not from the tree in the middle of the garden. If you eat from that tree, you will die." Then, God asked Adam to give each animal a name. So, one by one, Adam named all the animals. He named the tiger and the bee; the lion and the fly. He named the cat, the dog, the rat, the frog and all the rest.

Adam loved the garden and he was close to God. He had all the food he needed and all the animals were kind. But sometimes Adam was lonely. Then, God said, "It is not good for the man to be alone. I will make a helper for him. I will give him a very special wife." God made Adam fall into a deep sleep. Then, God took one of Adam's ribs. He made a woman out of the rib. God brought her to Adam.

Adam was so glad. He said, "At last I have someone like me. He named the woman Eve. Adam and Eve were husband and wife. They loved each other very much. They took care of the garden. They were never sick or sad. God loved Adam and Eve and visited them often. Adam and Eve were always a happy family and God was their best friend!

Discussion

- 1 - Follow up the story by talking about it with the children.
- 2 - Continue the discussion while they do the activity.

Learning Activities

Colouring Page.

Lesson No. (3)

The Sign of The Cross

References

Matt. 10:38, Matt 27:32, 1 Cor 1:18.

Notes for Servants

- ★ Do you feel that the cross has a special place in your heart and in your life?
- ★ Do you look at the cross as the source of your salvation and the forgiveness of your sins?
- ★ Do you have peace in the cross?
- ★ On the 10th day of Paramhat (March 19) of every year, we celebrate The Feast of the Cross. This is the day we commemorate the discovery of the glorious Cross of Jesus Christ, our Lord. Since this feast always falls in the Lent, the church celebrates the Feast of the Cross on the 17th day of Tute (September 27) when the church of the holy Cross was consecrated.

Objectives

General: To teach the children the importance of the cross in our lives.

Specific:

The children will be able to ...

- A. Make the sign of the cross.
- B. Understand that the cross is the source of our power.
- C. Learn to make the sign of the cross before they do anything.

Bible Verse

"The Lord is my shepherd"

Psalm 23:1

Teaching Aids

Servant is to prepare a cross on card board using colouring crayons or construction paper (servant may use one of the church's big crosses also).

Introduction

- (1) Review last week's lesson.
- (2) Remind the children about the church occasions for the coming week.
- (3) Servant is to show the picture that he/she prepared to the children and ask them to identify what is in it.

Story Time

Once upon a time, there was a little boy whose name was Peter. His father asked him to bring a book from his room, but the room was dark and Peter was too short to reach the light switch. Peter stood for a while because he was scared, but he remembered some things his Sunday School teacher had told him, "The sign of the cross will protect you." So, he lifted his right hand to his forehead and said, "In the name of the Father..." and placed his hand on his belly and said, "...the Son..." and placed his hand on his left shoulder and moved it to the right shoulder. Then, he said, "...and the Holy Spirit, One God..." and then he placed his hands together and said, "...Amen."

Peter felt very happy because he was not scared anymore. After he made the sign of the cross, he remembered the memory verse from Sunday School, "The Lord is my shepherd." He brought the book to his father. Peter told him how he was scared, but after he made the sign of the cross he was not scared anymore. His father was so proud of Peter that he hugged and kissed him.

Discussion

- 1 - Follow up the story by talking about it with the children.
- 2 - Continue the discussion while they do the activity.

Learning Activities

Make a Cross using coloured paper and scissors.

Lesson No. (4)

The First Sin

Adam And Eve

References

Genesis 3

Notes for Servants

- ★ Who is the son of man that You remember? You crowned Him with glory and honour and You gave Him authority of all Your hand has made. You put everything under His feet.
- ★ As a Lover of Mankind You have created me, a man. You have no need of my servitude, rather I have need of Your lordship.
- ★ Truly, O Lord, You have no need for my service and my weak prayers, but I am the one who is in need of Your love and care, for You are my wealth.

Objectives

General: Obeying God and our parents.

Specific:

The children will be able to ...

- A. Learn to obey God, their parent and their teachers..
- B. Listen to their parents and do what they say that they may not get into trouble.
- C. Understand that sin means to do something wrong.

Bible Verse

"Forgive us our trespasses."

Lord's Prayer

Teaching Aids

1. Pictures of the lesson.
2. Flannel board and figures.

Introduction

- (1) Review last week's lesson.
- (2) Remind the children about the church occasions for the coming week
- (3) Give the children some life examples about what their parents may say to them and what could happen to them if they do not listen.

Story Time

One day, Eve was walking in the Garden of Eden. She came close to the tree in the middle of the garden. She remembered God told her not to eat from this tree. There she met the devil. He was hiding in a snake. The snake said, "Listen, did God really tell you not to eat any of the fruit in the garden?" Eve answered, "No. God did not say that. God said we may eat the fruit from all the trees but one. God told us not to eat from the tree in the middle of the garden. If we even touch that tree, we will die." The snake said, "That is not true. You won't die. Listen! God knows that if you eat from this tree, you will be wise. You will be like God."

Eve looked at the tree again. The fruit was big and ripe. And Eve wanted to be like God. So, she took some fruit and ate it. She gave Adam some of the fruit and he ate it too. Adam and Eve did not obey God. This was the first sin.

Adam and Eve knew they had not obeyed God. They felt so ashamed that they hid in the bushes. That evening, God came to the garden. He found Adam and Eve right away. God asked, "Adam, why are you hiding? Did you eat the fruit I told you not to eat?" Adam said, "Well, Eve gave me the fruit." Then, God asked Eve, "What have you done?" Eve answered, "The snake tricked me."

Adam blamed his wife. Eve blamed the snake. How sad! Adam and Eve didn't listen to God. They did not say they were sorry. They were afraid and ashamed. But God still loved them. God made warm clothes for them. He also gave them a wonderful promise.

God said to the devil, "One day, I will send My Son to be born of a woman. He will have to suffer and die, but He will destroy your power. He will be the Saviour of all people."

Adam and Eve had to leave the beautiful garden. They had to look for a new home. Then, they had to work hard to grow food. They could not just pick fruit from the trees anymore. Sometimes they got tired. Sometimes they were hurt. Sometimes they cried.

Discussion

- 1 - Follow up the story by talking about it with the children.
- 2 - Continue the discussion while they do the activity.

Learning Activities

Colouring Page.

Lesson No. (5)

The Biggest Rain

Noah's Ark

References

Genesis 6:8-22, 7:7-24, 8:1-22.

Notes for Servants

- ★ Whosoever entered the Ark was saved. Whosoever is baptised shall also be saved. Whosoever wants to be saved from drowning in the flood of this world should enter the Ark and close the door.
- ★ God always fulfils His promises. He promised not to bring a flood on the whole world another time. Many times we promise God many things and we fail to fulfil them.

Objectives

General: God's power and His care for us.

Specific:

The children will be able to ...

- A. Learn that God loves people, but He does not like bad behaviour.
- B. Understand that God has power over everything.
- C. Know that Noah loved God and God took care of him and his family.

Bible Verse

"Bless the Lord O my Soul."

Psalms 103:1

Teaching Aids

Plastic set of Noah's family and the Ark.

Introduction

- (1) Review last week's lesson.
- (2) Remind the children about the church occasions for the coming week.
- (3) Give the children an idea about the animals and birds God created.
- (4) Describe boats and explain what the "Ark" means.

Story Time

God's world began to fill with all kinds of people. One person was a man named Noah. Noah and his family loved God. All the other people on earth were wicked. They did not love God at all.

God was angry with them. One day, God told Noah, "I will send a big flood. The wicked people will all drown. But I will keep you safe when the flood comes. You need to build an ark," "I will keep you safe in an ark." The ark was a big boat with a roof on it.

God told Noah, "Make the ark so big that you, your wife, your sons and their wives can all live on it. Make room for animals and birds, too." Noah did what God told him. He built a big ark. It was very long, very wide and very high. It had lots of rooms. Noah made the ark out of wood. Then, he covered it with a roof.

When the ark was ready, God told Noah, "Put every kind of animal and bird in the ark. Take food to feed your family and all the animals." Then Noah and his family climbed on. All the animals came too. Lions, lizards, spiders, and sheep all climbed into the ark. Then God shut the door. It rained and rained and rained. Each day the water grew deeper. It rained every day and every night for forty days and forty nights. The water hid the highest hills. But, Noah's ark floated safely on top of the water.

At last it stopped raining. The winds blew and the sun shone. The water started to go away. When the ground was dry, everyone left the ark. Noah, his family and the animals stepped out onto dry ground. God had kept Noah and his family safe and dry.

Noah was very happy. He built an altar to thank and praise God. Then, Noah looked up at the sky. He saw a beautiful rainbow. It was red, orange, yellow, green, blue and purple. God said, "I put the rainbow in the sky. I promise that I will never again send a flood to cover the world. Each time you see a rainbow, remember how much I love you."

Discussion

- 1 - Follow up the story by talking about it with the children.
- 2 - Continue the discussion while they do the activity.

Learning Activities

Colouring Page.

Lesson No. (6)

Joseph and His Beautiful Coat

References

Genesis 37:1-4, 39:1-24, 43:1-34.

Devotion for Servants

- ★ Joseph had faced many troubles in his life: his jealous brothers hated him, they dropped him in a well, they sold him for 20 pieces of silver to the Ishmalites, Potiphar's wife wrongly accused him and Potiphar put him into prison.
- ★ Through all those troubles he did not defend himself and because of his faith made God blessed him at the end.
- ★ The Lord was with Joseph and showed him mercy and gave him grace and favour in the sight of the people around him.

Objectives

General: God's power and His care for us.

Specific:

The children will be able to ...

- A. Know that as God cared for Joseph, He cares for us all.
- B. Learn that God protect us everywhere we go.

Bible Verse

"Bless the Lord O my Soul."

Psalms 103:1

Teaching Aids

- (1) Video.
- (2) Felt figures and flannel Board.

Introduction

1. Review Last week's lesson.
2. Remind the children about the church occasions for the coming week.
3. Servant do not mention that they put Joseph's coat in blood and told their father that an animal killed Joseph in the desert. This is not appropriate for their age. Concentrate on God's care for him.

Story Time

Joseph loved his dad, Jacob, and obeyed him. His dad loved him too and made for him a beautiful coat with many colours. Joseph loved his brothers, but they were mean to him because of his beautiful coat.

One day, Jacob asked Joseph to take food to his brothers, while they were looking after the sheep. When they saw Joseph coming, they took his coat and they dropped him in a pit, a big hole in the ground. Then, they saw a group of people going to Egypt, they pulled Joseph up from the pit and gave him away to these people to take him to Egypt.

In Egypt, the Lord was with Joseph and Pharaoh made him a governor over all Egypt because of his wisdom. Joseph had a lot of food, wheat and corn while there was a famine (no food) anywhere. When Jacob heard that there is food in Egypt, he sent his sons to Egypt to buy food and wheat. When Joseph saw his brothers he knew them but they did not know him.

He gave them what they needed, but he wanted to see his father. Joseph ordered his servants to put his silver cup in the sack of his youngest brother, Benjamin. When Joseph's brothers returned to him because they had the silver cup, he told them he was their brother. He threw his arms around Benjamin and hugged him and kissed each of his brothers. They wept for joy.

Discussion

- 1 - Follow up the story by talking about it with the children.
- 2 - Continue the discussion while they do the activity.

Learning Activities

Colouring Page.

Lesson No. (7)

The Baby Moses

References

Exodus 2:1-10.

Notes for Servants

- ★ As God protected Moses from the hands of Pharaoh and Jesus from the hands of Herod the king, He was able to save you from all your enemies.
- ★ God carries on His work of redemption and the power of evil always tries to destroy His blessed work. We should be steadfast and believe that He will always save us.

Objectives

General: God's love and care for us.

Specific:

The children will be able to ...

- A. Know that God kept Moses safe and how He did that.
- B. Name those people God uses to take care of us.
- C. The children will feel that they, like Moses, are children of God and they will receive His love and care.

Bible Verse

"My help comes from the Lord."

Psalm 121:2

Teaching Aids

1. Felt figures and flannel board.
2. Baby doll, basket and some cloth.

Introduction

- (1) Review last week's lesson.
- (2) Remind the children about the church occasions for the coming week.

Story Time

Pharaoh was afraid that the Israelites or Hebrews, as the Egyptians called them, would grow powerful and rise up against him. So, he took away their freedom. The Egyptians forced the Hebrews to work for them and set people to watch over them. They made them work hard in the fields and build great cities. The Egyptians made life very hard for the Israelites. The Israelites became slaves to the Egyptians. The Israelites grew in number.

One day, Pharaoh commanded his people saying, "Every Israelite son that is born shall be put to death." At that time there was a woman of the family of Levi who had a baby son. She hid him until he was three months old. Then, she made a basket, covered it and put the baby in it. She placed it at the water's edge and hid it among the tall grasses that grew there. The baby's sister Miriam stayed nearby to see what would happen.

Pharaoh's daughter came to wash herself in the river. When she saw the basket, she sent one of her servants to bring it to her. Then, she opened the basket and the baby started to cry. Miriam came over and asked, "Shall I find a nurse to take care of the baby for you?"

Pharaoh's daughter answered, "Yes." Miriam brought her own mother. Pharaoh's daughter said, "Take this child away and look after him and I will pay you. He is truly a handsome child."

So, the mother took her child home and cared for him. When he grew older he went to live with Pharaoh's daughter in the palace. She loved him and treated him as her own son. She named him Moses.

Discussion

- 1 - Follow up the story by talking about it with the children.
- 2 - Continue the discussion while they do the activity.

Learning Activities

Colouring Page.

Lesson No. (8)

The Burning Bush

References

Exodus 3-4.

Notes for Servants

- ★ As God talked to Moses from the burning bush at that time, He also talks to you now every time you open the Holy Bible. By hearing the word of God read in church or by listening to a sermon in a spiritual meeting.
- ★ Moses heard the word of God and obeyed it, therefore God had been with him in all his life. If you do the same God also will look over all your life.

Objectives

General: God's power and His care for us.

Specific:

The children will be able to ...

- A. Learn that God is very strong and will always save us.
- B. Feel God's love and care for us in our family life.
- C. Know that God can do anything.

Bible Verse

"O give thanks unto the Lord."

Psalm 105:1

Teaching Aids

Flannel board and figures.

Introduction

- (1) Review last week's lesson.
- (2) Remind the children about the church occasions for the coming week

Story Time

Baby Moses grew and grew. His mother fed him. His mother took care of him. His mother told him about God. Moses grew bigger still. Then, he went to live in the place with the princess. She gave him the best food and toys. Moses went to school in the palace. Moses lived in the palace until he was a man. Then, he went far away. He lived in the desert.

One day, in this desert place, Moses saw a bush on fire. But the bush wasn't burning up! Its leaves were still green. Then, Moses heard a voice. The voice came from the bush. The voice said, "Moses!" Moses!"

Moses answered, "Here I am."

The voice said, "Don't come any closer. Take off your shoes. This is holy ground. I am God." Then God said, "The people of Israel are praying to Me. I want to help them. I want to take them out of Egypt. I want to take them back to Canaan. You will lead them."

Moses said, "Who am I? How can I do that?"

God said, "I will be with you. Tell them that the Lord has picked you to lead them."

Moses asked, "What if they don't believe me?"

God said "What is in your hand?"

Moses answered, "A walking stick."

God said, "Throw the stick on the ground." Moses threw the stick down. God turned it into a snake. God said to Moses, "Pick it up by the tail." Moses picked up the snake. It became a walking stick again! God said, "Show this to the people of Israel. Then they will know I have sent you."

Moses answered, "I can't speak well."

God said, "I will help you speak. I will tell you what to say." Moses did not want to go.

He said, "Please send someone else."

God answered, "Your brother Aaron can speak well. I will send him with you. He will help you." Then, Moses left the desert. God sent Aaron to meet him. Aaron talked to the people of Israel. He told them, "God will save you. He will take you out of Egypt. He will take you back to Canaan." Moses threw down his stick. It turned into a snake. Then, it turned back into a stick. The people of Israel believed Aaron and Moses. They believed God. Now they were happy.

Discussion

- 1 - Follow up the story by talking about it with the children.
- 2 - Continue the discussion while they do the activity.

Learning Activities

Colouring Page.

Lesson No. (9)

Gideon

References

Judges 6-7.

Notes for Servants

- ★ Very often when we go astray and get busy with the world and its needs and pleasures, God allows bad things to happen to return us back to His path.
- ★ God always comes at the bad times to prove to us that He cares and to show us the way out of this trial.
- ★ Be patient and wait for the Lord on His own time, for His time is the right time.

Objectives

General: God's power and His care for us.

Specific:

The children will be able to ...

A. Know God talks to us and why.

B. Understand the meaning of obeying God and our parents.

Bible Verse

"My help comes from the Lord."

Psalm 121:2

Teaching Aids

Flannel board and figures.

Introduction

- (1) Review last week's lesson.
- (2) Remind the children about the church occasions for the coming week

Story Time

The people of Israel promised to love and serve God always. Soon, they forgot their promise and did not obey God. One day, robbers came into the land stole grain, sheep, cows and donkeys. The people of Israel hid themselves from the robbers in caves.

There was one good man, his name was Gideon. One day, Gideon sat under an oak tree and God came and talked to him. Gideon did not know that this was God, Himself. God said to Gideon, "God is with you, brave man."

Gideon answered, "God has left our people. Now robbers are taking all our food and animals."

Then, God said, "I am the Lord. I want you to chase the robbers away."

Gideon said, "I can't. I am not strong."

God told him, "I will help you."

Later on, Gideon and his army went to chase the robbers away. God told Gideon, "Do not take many people. You must trust Me, I said I will help you. You only need a few men. Send the others back home." Gideon obeyed God. He sent many men home. Finally, there were only three hundred men left.

That night Gideon told his men, "Get up! God will help us chase the robbers away." Gideon gave each man a trumpet. He also gave them a jar with a burning torch inside. Gideon told the men, "Watch me. Do what I do." Gideon and his men went all around the robber's camp. Gideon blew his trumpet and broke his jar. He held the burning torch high in the air. All his men did the same. They all shouted, "A sword for the Lord and for Gideon!" The robbers were afraid. They saw fire around their camp and heard so much noise. Gideon and his men chased the robbers out of the land. The people of Israel were very happy.

They said, "Gideon, please be our king. You saved us from the robbers."

But, Gideon told them, "God is your King. He is the One who saved you."

Discussion

- 1 - Follow up the story by talking about it with the children.
- 2 - Continue the discussion while they do the activity.

Learning Activities

Colouring Page.

Lesson No. (10)

The Baby Samuel

(God hears our Prayers)

References

1 Samuel 1:1-28, 3:1-15.

Notes for Servants

- ★ Sometimes God does not give us all that we want from earthly things such as health, wealth or success, but His ears are always listening. He hears our prayers.
- ★ After prayer, Hannah had peace because she had poured out her soul and all her needs before the Lord. She didn't have anymore worries after praying.
- ★ Hannah had faith and never gave up hope that God would answer her prayers, and she had happiness when God gave her a boy.

Objectives

General: God's love and His care for us.

Specific:

The children will be able to ...

- A. Understand prayer is talking to God.
- B. Tell when Hannah prayed, God answered.
- C. Name one thing they could pray for.

Bible Verse

"My heart rejoiceth in the Lord"

1 Sam 2:1

Teaching Aids

Felt figures and flannel board.

Introduction

1. Review last week's lesson.
2. Ask the children what happens when a family is expecting a new baby?
3. How do they prepare for a new baby?

Story Time

Once upon a time, there was a man, his name was El Kaneh and his wife Hannah. Hannah was alone, old, and had no sons or daughters. She used to go shopping alone (nobody helped her), and she was sad because she did not have any children. Hannah was very sad when she saw all her friends with their children, who helped around the house, and how they enjoyed their time with the children. She really wanted to tell someone bedtime stories.

Hannah prayed to God everyday for a child. One day, she went to the temple, she prayed and wept to the Lord to give her a child that would make her happy. She was praying from her heart, her lips were moving but her voice was not heard. She promised God that if she bore a child, she will offer him to serve God. Eli the priest saw her praying and he asked her why she was crying and she answered, "I have no child and I'm praying to God to give me one." Eli the priest prayed for her and told her to go in peace and next year God will give her a boy. Hannah told the priest that she promised God to give the child to serve Him. She thanked him and went home in peace, she was sure that God had heard her prayers and will answer them.

The following year, she gave birth to a baby boy, exactly as Eli the priest told her, and named him Samuel ... she was very happy. When Samuel was about 3 years old ... his mother took him to the temple and gave him to Eli the priest as she promised God. Samuel grew up in the Temple serving the Lord.

Discussion

- 1 - Follow up the story by talking about it with the children.
- 2 - Continue the discussion while they do the activity.

Learning Activities

Colouring Page.

Lesson No. (11)

David The Shepherd Boy

References

David and the Slingshot, by Katherine Wilson.

Notes for Servants

- ★ The purity of heart and the faith in God was the weapon that David had to fight the enemy that a whole army of Saul could not stand against .
- ★ Saint Athanasius had the same weapon to fight the whole world and to suffer to keep for us the Orthodox faith.
- ★ We are no different, if we have the same faith we could do the same great work.

Objectives

General: God's power and His care for us.

Specific:

The children will be able to ...

- A. Learn that God is with us and we should not be afraid of anything.
- B. Feel God's love and care for David and for all of us.
- C. Remember what David did with the help of God.

Bible Verse

“The LORD is my shepherd.”

(Psalm 23:1)

Teaching Aids

Flannel board and figures.

Introduction

- (1) Review last week's lesson.
- (2) Remind the children about the church occasions for the coming week

Story Time

Once upon a time there was a young boy named David, who lived in the town of Bethlehem. David loved to pray to God, he obeyed his father, and he also looked after his sheep. He gave them food and water, and took them to beautiful farms so they may eat, play and have a good time. David had a harp which he used to play music and sing for the sheep. He also kept a stick to protect and to guide his sheep if any strayed from the flock. David knew all his sheep by name, and the sheep knew his voice and listened to him all the time.

One day a little sheep named Fluffy strayed away, a lion and bear took Fluffy. They wanted to harm Fluffy, and he was crying for help. David found out that Fluffy was missing and asked all the sheep to pray for him. David looked for Fluffy everywhere on the mountain, and was praying to God in his heart to return Fluffy safe to the flock.

David heard Fluffy crying, and he found Fluffy between a lion and a bear trying to harm him. David prayed again to God to give him power that he may save Fluffy from the lion and the bear. David jumped on the lion and opened his mouth to save Fluffy and he did the same with the bear. David thanked God because He gave him the power to beat the lion and the bear and to save Fluffy.

Discussion

- 1 - Follow up the story by talking about it with the children.
- 2 - Continue the discussion while they do the activity.

Learning Activities

Colouring Page.

Lesson No. (12)

The Three Children

References

Daniel 3.

Notes for Servants

- ★ You have to decide what is more important to you: your work, your family, your money, your life or God and your eternal life.
- ★ Most of the time, we believe in God and have faith as long as everything around us is going very well. However, as soon as a storm begins, our faith is gone and we start to panic. We become worse than the unbelievers because our faith is not a true faith, but is conditioned by the surrounding circumstance.

Objectives

General: God's power and His care for us.

Specific:

The children will be able to ...

- A. Learn that God is with us and we should not be afraid of anything.
- B. Feel God's love and care for David and for all of us.
- C. Remember what David did with the help of God.

Bible Verse

"Let the little children to come unto me"

(Mark 10:14)

Teaching Aids

Flannel board and figures.

Introduction

- (1) Review last week's lesson.
- (2) Remind the children about the church occasions for the coming week

Story Time

Once upon a time, there were three children named Shadrach, Meshach and Abednego. These three were good friends. They loved God and God loved them. One day, the king told his workers to make a big statue out of gold. The workers made the statue. Then, the king called all his people together. One of the king's men yelled, "Listen people of all lands! This is the king's god. When you hear music, you must bow down. If you don't, you will be put into a hot burning furnace."

The music started playing. The people bowed down and prayed to the golden statue. However, three friends did not bow down. They said, We pray to Most High God who is in heaven only. We do not pray to a god that is not real. One of the king's men heard them and went to tell the king. The king was very angry. He sent for the three friends right away.

He told them, "If you don't pray to my god, you will burn in my hot furnace. Do you think your God can save you from the fire?" They said, "Our God can save us from anything." The king told his men throw them into the furnace. The fire in the furnace was burning hot.

After a while the king looked into the furnace. He shouted, "What happened? Didn't we throw three children into the furnace? Why do I see four? One of them looks like an angel. They are walking in the fire. They aren't tied up. They aren't hurt a bit!" The king went near the opening of the hot furnace. He called to them saying, "Shadrach, Meshach and Abednego servants of the Most High God, come out." So, they came out of the fire without a hair on their heads burnt. Their clothes didn't even smell like smoke. The king said, "Praise your God. He sent His angel to save you. There is no other god as great as your God."

Discussion

- 1 - Follow up the story by talking about it with the children.
- 2 - Continue the discussion while they do the activity.

Learning Activities

Colouring Page.

Lesson No. (13)

Daniel and The Lions

References

Daniel 6.

Notes for Servants

- ★ Compromising is one of the most dangerous thing to our relationship with God, if it start it in our life it will separate us from God slowly and we will not feel it.
- ★ It is very clear that Daniel gave us a good practical lesson in compromising. While he had all the excuses to compromise and live his life to the best of it, he preferred not to and was willing to face any consequence.

Objectives

General: God's power and His care for us.

Specific:

The children will be able to ...

- A. Learn that God is with us and we should not be afraid of anything.
- B. Feel God's love and care for David and for all of us.
- C. Remember what David did with the help of God.

Bible Verse

“The LORD is my shepherd.”

(Psalm 23:1)

Teaching Aids

1. Items from nature such as flowers, stones, vegetables, fruits, etc.
2. Pictures of some animals and birds.
3. Flannel board and figures.

Introduction

- (1) Review last week's lesson.
- (2) Remind the children about the church occasions for the coming week

Story Time

Once upon a time, there was a good man named Daniel. Daniel worked for the king. He was praying everyday in the morning, at noon time and at night. One day, someone was jealous of Daniel. They tried to find something wrong with his work, but they could not. At last they said, "We need a plan. We need to get Daniel in trouble."

They went to the king. They told him, "We think you should make a law. Tell everyone to pray to you for thirty days. No one may pray to any other god or man. Don't let anyone break this law. If they do, throw them into a pit filled with hungry lions." The king liked this idea. He made the new law. Daniel's enemies watched him. They knew he would pray to God. As soon as Daniel knelt to pray, his enemies ran to the king. They said, "Daniel broke your new law. He asked his God to help him. Put him into the pit of lions."

Now the king was sorry. All day he tried to find a way to save Daniel's life, but the law could not be changed. That night, the king's men threw Daniel into the pit of lions. They covered the way into the pit with a large stone. The king said to Daniel, "May your God save you." The king went back to the palace. He was worried about Daniel. He couldn't sleep all night. The next morning the king hurried to the pit. He called out, "Daniel, was your God able to save you from the lions?"

Daniel answered, "God sent His angel to shut the mouths of the lions. I am not hurt at all." The king felt so happy! He asked his servants to pull Daniel out of the pit.

The king said, "I want my whole kingdom to love Daniel's God. He is the true God. His power will last forever."

Discussion

- 1 - Follow up the story by talking about it with the children.
- 2 - Continue the discussion while they do the activity.

Learning Activities

Colouring Page.

Lesson No. (14)

Review

References

Lesson 1 to 14.

Notes for Servants

- (1) Review your spiritual life, prayers, fasting, spiritual readings, confession and communion.
- (2) Review your service in relation with preparing the lessons, your relationship with your students and reaching out for them when they do not come to the Sunday School.

Objectives

Review and emphasize the main theme for this period which is:
"God's Love and Care."

Bible Verse

Review the memorizing of the following verses:

“The Lord is my shepherd”

Psalm 23:1

“Bless the LORD, O my soul.”

Psalm 103:1

"Let the little Children come to me."

Mark 10:14

Teaching Aids

Prepare all the teaching aids to review as many previous lessons as possible.

-
- (1) Name the lesson to review, such as "Look what God Made," using the teaching aid as help.
 - (2) Ask questions and let the children answer or answer it yourself as part of the review.
 - (3) Make sure that the children have gained a spiritual growth from the lesson, for example, loving one another and good habits such as staying quiet in church.
 - (4) Repeat the same steps with every lesson that you will be able to review based on the available time.
 - (5) Remember that we review the spiritual gain for the children more than testing their knowledge.

Learning Activities

Colouring Picture.

Lesson No. (15)

The Angels

References

Matthew 4:6, Matthew 18:10.

Notes for Servants

- ★ Angels are always praising and glorifying God. We wish that we could do the same thing.
- ★ We should not only wish to see them, but also to be like them. One of the saints said, "Whoever sees his sins before him all the time is a lot better than he who sees angels."
- ★ Intercede on our behalf, O Archangel Michael, that He may forgive us our sins.

Objectives

General: How angels are important in our lives.

Specific:

The children will be able to...

- A. Understand God uses angels to send messages to people.
- B. Realize Angels help and protect us.
- C. Know Archangel Michael fights the devil.

Bible Verse

"For Mine angel shall go before thee."

Exodus 23:23

Teaching Aids

1. Icons for Archangel Michael.
2. Felt Figures and Flannel Board.

Instructions

- (1) Review last week's lesson.
- (2) Remind the children about the church occasions for the coming week.
- (3) Name the three Archangels : Michael, Gabriel, Raphael.
- (5) Tell the children Archangel Michael the chief of God's Army. He is the one who fights the devil (refer to the Icon.)

Story Time

God gave the angels to watch our world even if we can not see them. Like shepherds guarding little lambs, they watch over us with care.

From the moment you are born, God give you an angel to be with ever day. He will be sitting close beside you as you learn to crawl and play!

Whenever you try something new your angel will be by your side. And every time that you succeed, all heaven sing with pride!

They help to keep us on our feet, whenever we might stumble. And help us get back up again if we should take a tumble!

The angel light the way for you when we are feeling lost. And lift you over tricky way too difficult to cross.

When you are sad the angel come and help you dry your tear. And when you are hurt he nurse you till your pains all disappear!

They watch what time we get up each day and when we go to bed. And as we fall asleep they light the bright stars overhead.

You grow up very quickly, and he will be with you as you do. And every birthday that we have, he celebrate it, too.

Let's give thanks for all the guardian angels sent from up above. Who bring us comfort, give us hope, and fill our world with love!

Discussion

- 1 - Follow up the story by talking about it with the children.
- 2 - Continue the discussion while the do they activity.

Learning Activity

Colouring Picture.

Lesson No. (16)

St. Mary and the Angel

The Annunciation

References

Luke 1:26-45.

The Jesus Story.

Notes for Servants

- ★ God loved St. Mary because she was very humble. We should humble ourselves before God that He may have mercy on us.
- ★ Let us meditate in St. Mary's saying, "Behold, the handmaid of the Lord" and apply it in our service.
- ★ St. Mary was full of love when she heard from the Angel that Elizabeth was pregnant. She forgot herself and her own baby. St. Mary went immediately to help Elizabeth because Elizabeth was an old woman. We should serve others when we know their needs, even before they ask us.

Objectives

General: To share with the church the joy of Christmas and be ready for it.

Specific:

The children will be able to ...

- A. Understand what Christmas is all about.
- B. Feel the importance of Christmas to us.
- C. Start fasting if they have not started yet.

Bible Verse

“Blessed art thou among Women.”

Luke 1:28

Teaching Aids

1. Felt figures and flannel board.
2. Video Cassette.

Introduction

- (1) Review last week's lesson.
- (2) Remind the children about the church occasions for the coming week.

Story Time

A long time ago, there was a young woman whose name was Mary. Mary lived in a small town called Nazareth. She and a man named Joseph were planning to get married.

One day, something very unusual happened to Mary. She saw an angel. The angel said, "Rejoice! Be happy! God is with you." What did this mean? Mary was a little bit afraid. Why would an angel come to say these strange things? "Mary, don't be afraid," the angel said. "God is very pleased with you." The angel told Mary that she was going to have a baby. It would be a boy, and His Name was to be Jesus.

Mary was very surprised to hear this news. "How can it be?" She wondered. The angel said, "This baby will be a special and holy child. This baby named Jesus shall be called the Son of God."

Mary wondered about all of this. Then, the angel said that Mary's cousin Elizabeth was going to have a baby, too. That was exciting news because Elizabeth had wanted a baby for a very long time.

Mary told the angel, "I will do what God wants." After the angel left, Mary went to visit her cousin. What the angel had said was true. Elizabeth was going to have a baby, too. Both Elizabeth and Mary were very happy.

Discussion

- 1 - Follow up the story by talking about it with the children.
- 2 - Continue the discussion while they do the activity.

Learning Activities

Colouring Page.

Lesson No. (17)

St. Joseph and the Angel

References

Matthew 1:18-25, The Jesus Story by Mary and Herb Montgomery.

Notes for Servants

- ★ Joseph obeyed God and proceeded with the marriage. Although others may have disapproved of his decision, Joseph went ahead with what he knew was right.
- ★ Sometimes we avoid doing the right thing because of what others might think. Like Joseph, we must choose to obey God rather than seek the approval of others.

Objectives

General: To share with the church the joy of Christmas and be ready for it.

Specific:

- The children will be able to ...
- A. Understand what is Christmas all about.
 - B. Feel the importance of Christmas to us.
 - C. Start fasting if they have not started yet.

Bible Verse

“And you shall call his name Jesus.”

Matthew 1:21

Teaching Aids

Felt figures and flannel board.

Introduction

- (1) Review last week's lesson.
- (2) Remind the children about the church occasions for the coming week.

Story Time

Joseph was a man who worked as a carpenter. He used his carpenter tools to make things out of wood. Joseph and Mary were planning to get married.

Something unusual had happened to Mary. An angel brought her a special message from God. The angel told her that she was going to have a baby.

Now, something unusual happened to Joseph, too. An angel talked to him in a dream. The angel said, "Joseph, take Mary home as your wife. She is going to have a baby boy. The boy will grow up to be a very special person. You must name Him, Jesus."

When Joseph got up in the morning, he remembered his dream. He believed what God's angel had told him.

Mary and Joseph were chosen to be the parents of Jesus. Together they got ready to make a happy home for Him. Soon, it would be time for Jesus to be born.

Discussion

- 1 - Follow up the story by talking about it with the children.
- 2 - Continue the discussion while they do the activity.

Learning Activities

Colouring Page.

Lesson No. (18)

Christmas

The Birth of Jesus

References

Luke 2:8-20, The Jesus Story by Mary and Herb Montgomery.

Notes for Servants

- ★ This is a joyful occasion, we must transfer this feeling to our children and make it an unforgettable day for them.
- ★ Jesus' birth changed the future of the whole world, so let Christmas day be the day to create a new life in you.

Objectives

General: Celebrating the birth of Jesus which brought great joy to heaven and earth.

Specific:

- The children will be able to ...
- A. Understand what is Christmas all about.
 - B. Feel the importance of Christmas to us.
 - C. Thank God for the gifts that we receive.

Bible Verse

“Glory to God in the highest and on earth peace.”

Luke 2:14

Teaching Aids

1. Prepare your class for this occasion.
2. Felt figures and flannel board.
3. Video.

Introduction

- (1) Review last week's lesson.
- (2) Remind the children about the church occasions for the coming week.

Story Time

The time for Mary to have her baby grew closer and closer. Jesus was about to be born. Mary and Joseph were on their way to town called Bethlehem. When Mary and Joseph got to Bethlehem, there was no place for them to stay. They looked everywhere but there was no place anywhere at all.

In Bethlehem, there were many hills with caves. The caves were used as barns where animals could get out of the wind, rain and cold. That night, Mary and Joseph stayed in one of those barns with the animals. This is where the Lord Jesus was born.

Mary covered her beautiful baby, so that He would be as warm and comfortable as possible. Then, she put Him in a manger. (Servant explain that the manger is the container in which people put food for the animals.)

Nearby, some shepherds were taking care of their sheep. They saw an angel that scared them. "Do not be afraid," the angel said. "I bring you news of great joy." Then, the angel told them that a Saviour who was Christ the Lord had been born.

The shepherds said, "Let us go to Bethlehem and see what has happened." They hurried off. They found Joseph, Mary and the baby, who was in the manger.

It was the first Christmas. It was Jesus' birthday.

When the shepherds went back to take care of their sheep, they praised God for all the wonderful things they had seen and heard.

Discussion

- 1 - Follow up the story by talking about it with the children.
- 2 - Continue the discussion while they do the activity.

Learning Activities

Colouring Page.

Lesson No. (19)

Jesus Is Blessed

References

Luke 2:22-40, The Jesus Story by Mary and Herb Montgomery.

Notes for Servants

- ★ Jesus was God's son, but His family carried out these ceremonies according to God's Law. He was not born above the Law; instead, He fulfilled it perfectly.
- ★ Although Simon and Anna were very old, they still hoped to see the Messiah. Led by the Holy Spirit they were among the first to bear witness to Jesus.
- ★ As Christians we should respect the elders and listen carefully when they speak.

Objectives

General: We go to Abouna to get blessings.

Specific:

The children will be able to ...

- A. Know that we go to Abouna to receive his blessings.
- B. Learn that when we go for blessing, we should be quiet.
- C. Go to Abouna and ask him to pray for them.

Bible Verse

“My eyes have seen Your salvation.”

Luke 2:30

Teaching Aids

Felt figures and flannel board.

Introduction

- (1) Review last week's lesson.
- (2) Remind the children about the church occasions for the coming week.

Story Time

Jesus was still a baby and it was time to take Him to the temple in Jerusalem to be blessed. It was a time to ask God to protect Jesus and help Him become a good and loving person.

In Jerusalem, there lived an old man who was called Simeon. Simeon was a good and wise person. God had promised Simeon that he would not die until he saw the Son of God.

The day that Joseph and Mary brought Jesus to the temple, old Simeon was there. Simeon looked at Jesus. "May I hold your baby?" He asked Mary and Joseph. They said, "Yes."

Simeon held the baby gently and gave thanks to God. He said that one day Jesus would help people know about God's love. Mary and Joseph listened to Simeon, but they did not understand all of the things he said. After Jesus was blessed in the Temple, they took Him back home to Nazareth.

Jesus grew up like the other children. He explored the town and climbed the hills. He played games with His friends and He went to school. Jesus also worked with Joseph. He learned how to do good work as a carpenter.

For many years, Jesus spent His life with Mary and Joseph. One day, Jesus would be a grown-up. Then, His work would be to teach people about God just as old Simeon had said the day Jesus was blessed in the Temple.

Discussion

- 1 - Follow up the story by talking about it with the children.
- 2 - Continue the discussion while they do the activity.

Learning Activities

Colouring Page.

Lesson No. (20)

Jesus Is Baptized

References

Matthew 3:13-17, The Jesus Story by Mary and Herb Montgomery.

Notes for Servants

- ★ Through baptism, we obtain salvation, purification, justification, a new birth and membership in the Body of Christ.
- ★ You were buried with Christ in baptism, that means you took off your old sinful body and put on a new spiritual body.
- ★ Think how Jesus was meek and let John baptize Him. Do you humble yourself before God, who taught us meekness and humility?

Objectives

General: Teach the children that the baptism is becoming members of the body of Christ.

Specific:

The children will be able to ...

- A. Understand that by baptism we became Christians.
- B. Learn that Abouna baptized them when they were young.
- C. Know that Abouna put them inside the baptistery.

Bible Verse

"This is my beloved Son, in whom I am well pleased"

Matthew 3:17

Teaching Aids

1. Felt figures and flannel board.
2. The picture of John baptizing Jesus.

Introduction

- (1) Review last week's lesson.
- (2) Remind the children about the church occasions for the coming week.

Story Time

Jesus had a cousin whose name was John. John lived in a dry desert land. He wore clothes made out of camel's hair cloth and he had a leather belt around his waist. While John was in the desert, he ate wild honey and other food that he could find.

John had some special work to do. When he was thirty years old, he went away from the desert. He began to teach and he also baptized people.

A lot of men and women followed John. They listened carefully to what he had to say about God. John baptized people by dipping them in the water of the Jordan River. This was a sign of cleansing. Some of the men and women who met John thought that he was the holy person God had promised to send. John told everyone, "No, I am not the Holy One. I am only preparing the way for Him."

One day, Jesus came to John. He wanted to be baptized. John was very surprised. He knew that Jesus was the Holy One. "But you should baptize me," John said. Again, Jesus said He wanted to be baptized. John did as Jesus asked.

When Jesus came up from the water, a very unusual thing happened. A voice from heaven said, "This is my beloved Son, with whom I am well pleased."

When Jesus heard himself called God's Son, He wanted to go off by Himself. He went out into the desert where He could be alone and pray to God. It was now time for Jesus to get ready for His special work.

Discussion

- 1 - Follow up the story by talking about it with the children.
- 2 - Continue the discussion while they do the activity.

Learning Activities

Colouring Page.

Lesson No. (21)

Jesus Goes to a Wedding

References

John 2:1-12, The Jesus Story by Mary and Herb Montgomery.

Notes for Servants

- ★ God fulfils our needs all the time. All what we have to do is to pray to Him and put all our needs and problems under His feet.
- ★ We celebrate many occasions in our life, do we invite God to our parties? Is He the first guest on the guest list.

Objectives

General: God's love and His care for us.

Specific:

The children will be able to ...

A. Learn that Jesus wants to help us all the time.

B. Know that we should invite Him to our celebrations, such as our birthday party so He may bless it.

Bible Verse

“ God is love. ”

1 John 4:8

Teaching Aids

1. Felt figures and flannel board.
2. The story's Icon.

Introduction

- (1) Review last week's lesson.
- (2) Remind the children about the church occasions for the coming week.

Story Time

There was a wedding in a town called Cana. Jesus was invited to the wedding. His mother, Mary, was invited, also.

When people celebrate a wedding, it is a time to wish for happiness. It is a time to enjoy things such as food and drink. But, at this wedding in Cana, the wine was gone before the celebration had ended. Mary went to Jesus and said, "They have no more wine."

Jesus did not say that He would help, but His mother knew that He would. She turned to the servants and told them, "Do what He tells you to do."

On the floor there were six large jars. Jesus said, "Fill the jars with water." The servants put water in all the jars. Then, Jesus said, "Take some of the water out and bring it to the steward." The steward was the man in charge of the servants. He tasted the water, but something strange had happened. The water was not water. It was very good wine!

The steward did not know what Jesus had done. He said to the man who was getting married, "People usually serve the best wine first. But you have saved the best wine until last." Jesus had turned the water into wine. This was a sign that He was a very special person. It also showed that Jesus wanted people to celebrate and be joyful.

Discussion

- 1 - Follow up the story by talking about it with the children.
- 2 - Continue the discussion while they do the activity.

Learning Activities

Colouring Page.

Lesson No. (22)

Jesus Teaches a Prayer

References

Luke 11:1-4, The Jesus Story by Mary and Herb Montgomery.

Notes for Servants

- ★ In this lesson, we want to teach the children to pray. Do we really apply that in our lives, especially about our service for God?
- ★ Prayer is our life, our communication with God our Saviour. If do not know how to pray yet, then we should ask Him to teach us how to pray.

Objectives

General: Prayer is how we talk to God and He always listens.

Specific:

The children will be able to ...

- A. Know that prayer is talking to God.
- B. Understand that God listens to us when we pray.
- C. Learn the Lord's Prayer.

Bible Verse

“Lord teach us to pray.”

Luke 11:1

Teaching Aids

1. Picture of Jesus praying.
 2. Felt figures and flannel board.
-

Introduction

- (1) Review last week's lesson.
- (2) Remind the children about the church occasions for the coming week.

Story Time

Jesus told His friends quite a few things about God, His Father. Jesus said that His Father was kind and loving. He wanted people everywhere to know that anyone can speak to God, the Father, at anytime. Whatever we say to God is called a prayer. In our prayers, we should thank God for all the good things that have happened to us. We can ask God to help us to be good people.

Jesus often prayed to God, His Father. Once, when Jesus was finished saying His prayers, one of the Apostles asked, "Lord, teach us how to pray." So, Jesus took the time to help the Apostles learn a prayer that we still say today.

This is the prayer :

Our Father who art in heaven, hallowed be Thy Name. Thy Kingdom come, Thy will be done, on earth as it is in heaven. Give us this day our daily bread; and forgive us our trespasses, as we forgive those who trespass against us. And lead us not into temptation, but deliver us from evil.

We can use this prayer when we want to talk to God. Of course, we can also talk to God in our very own words. Whatever we say, God promises to listen. God is kind, loving and cares a lot about us.

Discussion

- 1 - Follow up the story by talking about it with the children.
- 2 - Teach the children the proper way to stand for prayer, specially to close their eyes so that they do not get disturbed.
- 3 - Continue the discussion while they do the activity.

Learning Activities

Colouring Page.

Lesson No. (23)

Jonah and The Great Fish

References

The Book of Jonah.

Notes for Servants

- ★ You cannot seek God's love and runaway from Him at the same time. Jonah soon realized that no matter where he went, he could not get away from God.
- ★ Jonah had ignored God and rebelled against Him, but God still showed him compassion. When we ignore God, he may punish us, but He will show compassion and forgive us if we return from our sins.
- ★ Despite the wickedness of the Ninevite people, they opened their hearts for God's message. We, also, should open our hearts for His messages everyday and every hour.

Objectives

General: God's love and His care for us.

Specific:

The children will be able to ...

- A. Know that God loves us even when we do bad things.
- B. Find out that God will send somebody to tell us when we do something wrong.
- C. Learn the about fasting and confession.

Bible Verse

“Salvation is of the Lord.”

Jonah 2:9

Teaching Aids

1. Felt figure and flannel board.
2. Video.
3. Jonah's story book.

Introduction

- (1) Review last week's lesson.
- (2) Remind the children about the church occasions for the coming week.

Story Time

One day, God said to Jonah, "I want you to go to the city of Nineveh. I am angry with the people. You must tell them that their city and everything in it will be destroyed." But Jonah was afraid and ran away from God. He got on a ship going far away from Nineveh.

God sent a great storm. There were huge waves and thunder and lightning. The sailors were afraid. They prayed to their God to keep the ship from drowning. The sailors threw many things into the sea, but the storm went on. When the ship's captain went down below, he found Jonah asleep. "Pray to your God!" cried the captain.

Jonah woke up and said, "God is angry with me. Throw me overboard and the storm will go away." The sailors did not want to do that, so they rowed hard trying to get back to land. But the storm got worse, at last they dropped Jonah into the sea. The winds died down at once.

God sent a great fish, like a whale, and it came and swallowed Jonah up. For three days Jonah prayed to God from inside the fish. The Lord heard Jonah's prayer and the great fish brought him safely to the shore. Jonah went to Nineveh and spoke to the people, as God wished him to do. They were saved from God's anger.

Discussion

- 1 - Follow up the story by talking about it with the children.
- 2 - Continue the discussion while they do the activity.

Learning Activities

Colouring Page.

Lesson No. (24)

Jesus Is Found in the Temple

References

Luke 2:41-52.

Notes for Servants

- ★ Jesus loved the temple. Being there with us is a joy for Him. He still loves to be in church with us, do we have the same feeling toward Him? Do we love being with Him and serving His children?
- ★ Beloved one, Jesus left His throne to come to earth to serve us and comfort us. He came to heal us and help us. What did we do in return for Him?

Objectives

General: Love and respect the House of God.

Specific:

The children will be able to ...

- A. Know that Jesus loved to go to the Temple because it is the house of God.
- B. Tell that they are happy to come to the church all the time.
- B. Learn that the church is the House of God and that we should be nice and quiet in it.

Bible Verse

"Speak Lord; for thy servant hear."

1 Sam 3:9

Teaching Aids

1. Felt figure and flannel board.
2. The story's icon.

Introduction

- (1) Review last week's lesson.
- (2) Remind the children about the church occasions for the coming week.

Story Time

Jesus was twelve years old. He was going to Jerusalem with Mary and Joseph to celebrate a special day called Passover. Passover was a time to thank God that they were free and happy. Jesus and His parents travelled down the road with many neighbours and relatives. Some people rode on donkeys, but most of the people walked. There was always singing, fun and laughter.

In Jerusalem, there was shopping to do and there were many things to see. Of course, during Passover, the people also went to the Temple to pray. When Passover ended, people headed home again.

On the way home, Mary and Joseph thought that Jesus was playing with the other boys and girls. They did not look for Jesus until it got dark. But they could not find him! Where was Jesus? What had happened to him?

Mary and Joseph were very worried. They walked all the way back to Jerusalem and looked everywhere for Jesus. Finally, they went to the Temple. There was Jesus! He was there talking to the teachers and asking many questions.

They all were very happy because Jesus was safe. Then Jesus, Mary and Joseph went home together.

Discussion

- 1 - Follow up the story by talking about it with the children.
- 2 - Continue the discussion while they do the activity.

Learning Activities

Colouring Page.

Lesson No. (25)

Jesus Begins to Teach

References

Matthew 4:12-13, Luke 4:31-44,
The Jesus Story by Mary and Herb Montgomery.

Notes for Servants

- ★ Jesus spent His time on earth travelling from one place to another to educate and return people to God's way. We should do the same by putting as much time as possible to raise our children in God's way.
- ★ We must follow His path and teach our children His commandments.
- ★ We should examine ourselves and be sure to practice what we teach our children.

Objectives

General: God loves us and He wants us to learn about Him.

Specific:

The children will be able to ...

- A. Learn that all Jesus' teaching are in the Bible.
- B. Know that we should listen to God and obey Him.
- C. Know that if we listen to God we will be in heaven with Him.

Bible Verse

“ God is love. ”

1 John 4:8

Teaching Aids

1. Felt figures and flannel board.
2. Bible.

Introduction

- (1) Review last week's lesson.
- (2) Remind the children about the church occasions for the coming week.

Story Time

After Jesus was baptized in the Jordan River, His special work began. His work was to teach people of God's love for us and what we must do to make God happy.

Jesus left His home and went to teach in a busy town called Capernaum. The town was on the shore of the Sea of Galilee and many fishermen lived there. Jesus told the people of Capernaum the good news about God and His love for them. Jesus made people happy and healed the sick among them. He helped people in trouble.

One woman was very sick with a high fever. Jesus visited her and made the fever go away. The woman got up from her bed and felt good once more. People heard about this kind and helping person called Jesus. Many sick people came to see Him. Jesus put His hands on sick people and made them well again. This is called miracles.

The people of Capernaum wanted Jesus to stay there with them. But Jesus told them that He could not stay with them for very long. He must go to tell the good news about God's love to all the people in other places too. Jesus left His teaching for us in the Bible. He is in heaven now watching us, helping us and healing our sickness. God's teaching is written in the Bible.

Discussion

- 1 - Follow up the story by talking about it with the children.
- 2 - Continue the discussion while they do the activity.

Learning Activities

Colouring Page.

Lesson No. (26)

Friends of Jesus

References

Matthew 10:5-23, Luke 5:1-11,
The Jesus Story by Mary and Herb Montgomery.

Notes for Servants

- ★ Friendship is one of life's richest experiences. We must prepare our children to be friends and, in return, to have friends. We must love our friends unconditionally and love them for what they are.
- ★ Are we Jesus' friends? Do we put forth all our effort to serve His name and to teach His children His commandments? Are we able to go through all trouble to reach His loved ones and bring them to Him?
- ★ Are we able to teach love through love? Are we able to teach compassion through compassion? Are we able to teach mercy through mercy?

Objectives

General: Jesus' love and care for us.

Specific:

The children will be able to ...

- A. Learn that the Apostles are Jesus' friends.
- B. Know that Jesus gives us everything and to have Him as their own friend.
- C. Understand friendship and learn how to deal with friends.

Bible Verse

“God is love.”

1 John 4:8

Teaching Aids

1. Felt figure and flannel board.
2. Boat, net and some plastic fish.

Introduction

- (1) Review last week's lesson.
- (2) Remind the children about the church occasions for the coming week.
- (3) Teacher should prepare the appropriate questions to emphasize the objectives during the lesson.

Story Time

Jesus had good news to tell about God, but He did not want to do the work all alone. He wanted some friends to help Him. One day, Jesus was by a lake talking to people. Jesus got into a boat owned by a fisherman named Simon Peter. Jesus talked to the crowd from the boat.

When Jesus finished talking, he said to Simon, "Take your boat out to deep water. Then, throw your net in to catch some fish." Simon was tired. "We fished all night and didn't catch anything," he said. "But if You say so, I'll try again."

Down into the water went the nets. Many fish swam into the nets that Simon had to call his friends in another boat to come and help him. All together they caught two boats full of fish! Simon could not believe what had happened. He got down on his knees in front of Jesus. Simon's fishing friends, James and John, were surprised, too. They were also a little afraid.

"Do not be afraid," Jesus told the three fishermen. "From now on you will catch people. You will do it by telling them about God." They all went to shore. The fishermen left their work to follow Jesus. Simon, James and John were three of Jesus' special friends. They were called Apostles. Not before long, Jesus had twelve Apostles who helped Him in His work.

Jesus gathered all of His friends, the Apostles, around him.

Can we name some of them? Peter, Andrew, John, James, Matthew , etc.

Jesus talked to His friends about the work they have to do. He told the Apostles they should go everywhere and teach people about God's love. He told them to take care of sick people and help anyone who was in trouble or afraid.

They went to many places. Everywhere they went people invited them to stay in their home and gave them food. The Apostles blessed the houses they healed the sick and helped the poor and the needy. People were very happy with them.

After Jesus went to heaven His friends, the Apostles, wrote God's teaching for us here in the Bible.

Discussion

- 1 - Follow up the story by talking about it with the children.
- 2 - Continue the discussion while they do the activity.

Learning Activities

Colouring Page.

Lesson No. (27)

Jesus and the Storm

References

Mark 4:35-41,
The Jesus Story by Mary and Herb Montgomery.

Notes for Servants

- ★ Many times we go through what the disciples went through, what do we do? Do we do as they did? Or do we do as we teach our children?
- ★ Faith is an essential character for any Christian, without faith no one can call himself a believer.
- ★ While you prepare this lesson think about the storms you are facing in your life and cry to God with faith to help you and see the salvation of the Lord.

Objectives

General: Jesus' power and His care for us.

Specific:

The children will be able to ...

- A. Know that Jesus is strong and has power over everything.
- B. Learn to pray when there is a storm or when they are scared.
- C. Feel that Jesus is always looking after us.

Bible Verse

“ The Lord is my shepherd. ”

(Psalm 23:1)

Teaching Aids

1. Felt figure and flannel board.
2. Video.

Instruction

- (1) Review last week's lesson.
- (2) Remind the children about the church occasions for the coming week.
- (3) Teacher should prepare the appropriate questions to emphasize the objectives during the lesson.

Story Time

Jesus was teaching people. They were all beside a lake. When evening came, Jesus said to His friends the Apostles, "Let's cross over to the other side of the lake." The Apostles got into a boat with Jesus. They left the crowd of people behind them. There were other boats on the lake.

Then, all of a sudden a strong wind began blowing. The boat rocked in the water. The big waves almost tipped the boat over. The Apostles were afraid. They thought the boat was going to sink and that they would drown. The Apostles looked around for Jesus. Jesus was sleeping through the storm. The Apostles called to Him, "Master, the boat is going to sink!" The wind seemed angry. It howled and made giant waves.

Jesus saw this when He woke up. "Quiet down," he said to the wind and water. "Be calm." Right away the wind stopped blowing. The sea became calm and peaceful again.

Jesus looked at His Apostles. "Why are you all so scared?" He asked them. "You should not fear anything, I am with you."

Discussion

- 1 - Follow up the story by talking about it with the children.
- 2 - Continue the discussion while they do the activity.

Learning Activities

Colouring Page.

Lesson No. (28)

The Forgiving Father

References

Luke 15:11-32,
The Jesus Story by Mary and Herb Montgomery.

Notes for Servants

- ★ The younger son, like many of us who are rebellious and immature, wanted to be free to live as he pleased.
- ★ Ask yourself, “Am I trying to live my life my way? Or I am submitting my life to Christ and letting him lead the way.”
- ★ It often takes great sorrow and sometimes tragedy for a person to wake up and say, ‘I have sinned.’ Do not let that happen to you.

Objectives

General: God forgives us our sins.

Specific:

The children will be able to ...

- A. Learn about forgiving others and being forgiving by others.
- B. Understand that God forgives us if we forgive others.
- C. Get a brief idea about confession.

Bible Verse

“ Forgive us our trespasses. ”

(Matthew 6:12)

Teaching Aids

Felt figure and flannel board.

Instruction

- (1) Review last week's lesson.
- (2) Remind the children about the church occasions for the coming week.
- (3) Teacher should prepare the appropriate questions to emphasize the objectives during the lesson.

Story Time

God loves us all the time. But, what if we do something that's not very nice? God still loves us. All He wants us to do is say we're sorry and try to be nice again. Jesus told a story about a father and son that helps us understand how God will forgive us.

Once there was a son who said to his father, "I want all the money that is supposed to be mine one day." The father divided the family money and gave the son his share. A few days later the son packed all his things. He left home and went to another place to live. There he spent his money in silly and foolish ways.

When the son ran out of money, he had no place to stay. He couldn't buy food to eat. A farmer gave the son a job taking care for pigs. The son was so hungry that he wanted to eat the pigs' food.

What could the son do? He thought and thought. At last he decided, "I will go home and say to my father, 'I'm not good enough to be your son. But please give me a job as one of your servants.'"

So, the son went home. When the father saw his son coming, he ran to him and threw his arms around him even though he was very dirty. The son said, "Father, I have been bad. I am no longer good enough to be your son."

The father didn't get angry. Instead, he told his servants to bring a gold ring and fine clothes for his son to wear. Then, he planned a big party to celebrate. He was a forgiving father and he was very happy to have his son come home again.

Discussion

- 1 - Follow up the story by talking about it with the children.
- 2 - Continue the discussion while they do the activity.

Learning Activities

Colouring Page.

Lesson No. (29)

Jesus Gives Us to Eat

References

Matthew 14:13-21, Mark 6:30-44.

Notes for Servants

- ★ God does not perform miracles unless it is necessary for the benefit of the believers.
- ★ The Jews asked Him to perform a miracle, but He did not answer them because they only wanted to test Him.
- ★ But when they were in the wilderness and were in need of a miraculous deed, Christ gave them enough food to eat, be filled and have some food left.

Objectives

General: God's power and His care for us.

Specific:

The children will be able to ...

- A. Express how they feel when they are hungry and there is no food.
- B. Explain how the people felt before and after this miracle.
- C. know that Jesus give us everything, food, cloth, toys, etc.

Bible Verse

"Give us this day our daily bread."

(Matthew 6:11)

Teaching Aids

Felt figure and flannel board.

Instructions

- (1) Review last week's lesson.
- (2) Remind the children about the church occasions for the coming week.
- (3) Teacher should prepare the appropriate questions to emphasize the objectives during the lesson.

Story Time

A little boy went on a journey with Jesus. His mother gave him a lunch bag. The lunch bag had five loaves of bread and two fishes. Jesus took all people to a very nice place. He talked to them and taught them everything about heaven. His words were so sweet, people listened and forgot to eat. This little boy did not eat his lunch.

At the end of the day, the sun was going down. The Disciples told Jesus to let the people go home. Jesus said to them, "I can't send them home now. They did not eat all day. They must be hungry by now."

Jesus told the Disciples to give people to eat. They said to Him, "We do not have any food here. There are no stores around here to buy food for all these people." They were about 5000 men. Jesus told them to find someone who had food. The little boy came to the Lord and told Him, "Here is my lunch, I did not eat it." The little boy gave his lunch to Jesus. Jesus was very happy with this nice little boy.

The Lord took the five loaves and the two fishes and blessed them. Jesus gave thanks, broke them and gave them to the Disciples. The Disciples gave them to the people. They all ate and were filled. Everyone was very happy, especially the little boy.

Discussion

- 1 - Follow up the story by talking about it with the children.
- 2 - Continue the discussion while they do the activity.

Learning Activities

Colouring Page.

Lesson No. (30)

Review

References

Lesson 21 to 29.

Notes for Servants

- (1) Review your spiritual life, prayer, fasting, spiritual readings, confession and communion.
- (2) Review your service in relation with preparing the lessons, your relationship with your students and reaching out for them when they do not come to the Sunday School.

Objectives

Review and emphasize the main theme for this period which is:

"God's love and care."

Teaching Aids

Prepare all the teaching aids to review as many previous lessons as possible.

- (1) Name the lesson to review, such as "Lost Sheep" using the teaching aid as help.
- (2) Ask questions and let the children answer or answer it yourself as part of the review.
- (3) Make sure that the children have gained a spiritual growth from the lesson, for example, loving one another and good habits such as staying quiet in church.
- (4) Repeat the same steps with every lesson that you will be able to review based on the available time.
- (5) Remember that we review the spiritual gain for the children more than testing their knowledge.

Learning Activities

Colouring Page.

Lesson No. (31)

Jesus Goes To Jerusalem

(Palm Sunday)

References

Matthew 21:1-11.

Notes for Servants

- ★ We should put all our precious things under the feet of our Lord and King, He must be number one in our lives.
- ★ We should celebrate this occasion, accept Him in our hearts, allow Him to clean all what is not appropriate and cast it out.

Objectives

General: The children will sense Jesus' great love for us.

Specific:

The children will be able to ...

- A. Tell what happened on Palm Sunday.
- B. Tell why people were happy on that day.
- C. Say the verse.

Bible Verse

“Hosanna in the highest!”

(Matthew 21:9)

Teaching Aids

Felt figures and flannel board.

Introduction

- (1) Review last week's lesson.
- (2) Remind the children about the church occasions for the coming week.
- (3) Teacher should prepare the appropriate questions to emphasize the objectives during the lesson.

Story Time

Jesus had all His Apostles with Him. They were walking down the road to Jerusalem. Jesus told His Apostles that He was going to die. He also told them something else. He said that He would come back to life and see them once more.

As they walked together, Jesus told two of the Apostles, "Go to the nearest town. You will see a donkey and her colt (her baby.) Untie them and bring them to Me. If anyone asks you what you are doing, tell them, 'The Master needs your animals, but will send them back soon.'"

The Apostles did what Jesus asked them to do and brought the donkey. Jesus sat on the back of the donkey and they went on their way to Jerusalem. They were going to the Temple to pray.

People saw Jesus riding on a donkey and going toward the Jerusalem. Some of them cut down palm tree branches and laid them on the road. People even took off some of their coats and cloth and put them down on the road like rugs. People shouted "Blessed is He who comes in the Name of the Lord." The little children cried "Hosanna in the highest."

People in Jerusalem wondered about all the excitement. What were all these people doing? Why was this day special? Why did people put their coats and clothes down on the dusty road? "Who is this?" Asked the people in Jerusalem. The crowd called out, "This is Jesus of Nazareth!"

This was Jesus' last trip to Jerusalem. This day was the first Palm Sunday.

Discussion

- 1 - Follow up the story by talking about it with the children.
- 2 - Continue the discussion while they do the activity.

Learning Activities

Colouring Page.

Lesson No. (32)

Jesus Comes To The Temple

References

Matthew 21:12-15.

Notes for Servants

- ★ Jesus is coming today to enter your heart. Will He find it clean ready to receive Him or He will find it like He found the Temple busy with many other things.
- ★ We should celebrate this occasion, accept him in our hearts and allow him to clean all what is not appropriate and cast it out.

Objectives

General: The children will sense Jesus' great love for us.

Specific:

The children will be able to ...

- A. Tell what happened when Jesus went to the Temple.
- B. Tell why Jesus was angry.
- C. Say the verse.

Bible Verse

“My house shall be called a house of prayer.”

(Matthew 21:13)

Teaching Aids

Felt figures and flannel board.

Introduction

- (1) Review last week's lesson.
- (2) Remind the children about the church occasions for the coming week.
- (3) Teacher should prepare the appropriate questions to emphasize the objectives during the lesson.

Story Time

The Temple in Jerusalem was like a beautiful church. People went there to pray and to worship God.

The day Jesus rode into Jerusalem on a donkey, He saw something that made him very angry. Some people were not using the Temple like a church. They were using it for buying, selling and cheating others. They turned the Temple into a marketplace.

Jesus was very angry. He tipped over the chairs of men who were selling pigeons. He pushed over the tables where the moneychangers sat. Money spilled all over the floor. Jesus said to them, "My house is a House of Prayer."

In the Temple, there were other people; some blind, some crippled and other sick people. When Jesus turned to look at them, he was not angry anymore. He cured each one of them. How wonderful it was to be well again! People praised Jesus and thanked Him. However, not everyone liked to see that Jesus had the power to make sick people well and cure the blind. They did not believe that Jesus was the Son of God and they wanted kill Him.

Discussion

- 1 - Follow up the story by talking about it with the children.
- 2 - Continue the discussion while they do the activity.

Learning Activities

Colouring Page.

Lesson No. (33)

Jesus Comes to Life Again

References

Matthew 28:1-10.

Notes for Servants

- ★ Our Master, Jesus Christ, arose from the dead by Himself. He did not need the Angel to remove the stone from the door of the tomb. The Angel came only to make the announcement.
- ★ Jesus arose from the dead with the stone at the door of the tomb, which indicates to us His unlimited power. Therefore, we have to recognize that behind the Cross there is the glory of the Resurrection, which is a source of great joy for us.
- ★ Every Sunday, it is a celebration in memory of the Resurrection of our Saviour, Jesus Christ, from the dead.

Objectives

General: The Joy of Resurrection.

Specific:

The children will be able to ...

- A. Say what we remember on Easter Sunday.
- B. Explain what happened to Jesus after He died.
- C. Express their joy that Jesus is alive.

Bible Verse

“He is not here: for he is risen”

(Matthew 28:6)

Teaching Aids

The picture of Palm Sunday, Crucifixion and Resurrection.

Introduction

- (1) Review last week's lesson.
- (2) Remind the children about the church occasions for the coming week.
- (3) Teacher should prepare the appropriate questions to emphasize the objectives during the lesson.

Story Time

Soldiers and angry people who hated Jesus took him to the top of a hill. They put Jesus on a cross where He died.

Many people still loved Jesus. One of them was a man who took Jesus' body down from the cross. This man put clean cloth around Jesus' body and placed it in a tomb. The tomb was like a cave in the rocks. Then a big, big rock was put in front of the tomb. No one could get in or get out.

Three days later, two women went to visit the tomb. While they were there, something frightening happened. The earth shook and an Angel rolled the big rock away from the tomb. "There is no need for you to be afraid," the Angel said to the women. "I know you are looking for Jesus, but He is not here. He has risen from the dead as He said He would. Come and see that He is gone. Then, go quickly and tell the Apostles."

How happy and surprised the women were! They looked in the tomb and saw that Jesus was gone. Then, they left. On their way to see the Apostles, the women met Jesus. "Don't be afraid," Jesus said to them. "Go and tell the Apostles I will meet them."

Later, Jesus did meet the Apostles and He told them, "I will always be with you." What good news. Yes, Jesus did die, but God gave Him a new life. Jesus lived again among His followers.

Discussion

- 1 - Follow up the story by talking about it with the children.
- 2 - Continue the discussion while they do their activity.

Learning Activities

Colouring Page.

Lesson No. (34)

The Lost Sheep

References

Luke 15.

Notes for Servants

- ★ What is more beautiful for us than to be as one flock, for one shepherd, who is Jesus Christ.
- ★ Most of the time we have a desire in our heart for sin, but Jesus prepared for us all the ways of life for us; grace, blessings and love.
- ★ God, I thank you for choosing me as a shepherd for your little angels, please do not hold your grace from them because of my sins and let me have their blessings and their prayers for my sake, Amen.

Objectives

General: God's love for us and His care for everyone.

Specific:

The children will be able to ...

- A. Feel safe with Jesus and know that He looks after them.
- B. Understand that Jesus knows everyone personally.
- C. Learn that, if they go far from their parents, they may get lost.

Bible Verse

"The Lord is my shepherd"

(Psalm 23:1)

"I am the Good Shepherd"

(John 10:11)

Teaching Aids

1. The Picture of Jesus, the Good Shepherd.
 2. Felt Figures and Flannel Board.
-

Instructions

- (1) Review last week's lesson.
- (2) Remind the children about the church occasions for the coming week.
- (3) Give the children an idea about sheep and how they live together.
- (3) Teacher should prepare the appropriate questions to emphasize the objectives during the lesson.

Story Time

Once upon a time, there was a man named Mark. Mark had 100 sheep. He loved them so much, he knew all their names. Among the sheep was a little lamb named Fufu. One day, Mark took his beautiful sheep to a beautiful place to eat, play and have fun together. They followed him while he sang to them.

When they got there, they found the place was very nice. It had lots of food, water and sunshine. Mark sat down beside them and played music on his flute for them. After a while a strange, bad lamb came and called little Fufu and told him to go with him, "There is another beautiful place. I will take you there and you will find more food and mountains and a lot of deserts, we can play all day and have fun alone. Let's go!" Fufu started thinking! Should I leave Mark and my friends here and go with this stranger? Fufu liked to play and have fun all the time and the stranger kept talking to him about food and fun. Fufu listened to the stranger and followed him. They walked a long way until they found the place. They spent a long time eating, playing and jumping up and down until it was night and was very dark. The other sheep went home and left Fufu by himself alone. Fufu did not know how to get back to his home and he was tired. He started crying out loud, but no one heard him because he was too far away. When Mark and all his sheep went home, Mark called all his sheep to make sure that they were all safe, but he found one missing, Fufu. He asked all the sheep if they had seen Fufu, but no one saw him. Mark told his sheep, "Stay here together and I will go to look for Fufu." The sheep stayed, they were very sad and they could not sleep. Mark took his lamp and went back looking for Fufu. Mark kept looking until he met somebody who told him where Fufu was. Mark went to that place and found Fufu crying. Mark was so happy that he picked Fufu up and held him in his arms and kissed him. Fufu was very happy to see Mark and he said, "I am very sorry, I was scared and so tired and I'm never going to do this again. I love my brothers and sisters here and all my friends, I will not go with those bad strangers any more."

They went home happily and they found all the sheep waiting for them. They were all happy for the safety of little Fufu and Fufu told all the sheep that he was very sorry and he was not going to do that again. They prayed together thanking God for the safety of Fufu and they went to sleep, happily.

Discussion

- 1 - Follow up the story by talking about it with the children.
- 2 - Continue the discussion while they do the activity.

Learning Activities

Colouring Page.

Lesson No. (35)

Jesus Makes a Blind Man See

References

Mark 10:48-52.

Notes for Servants

- ★ Beloved servant, do you think that you can see everything in your life? If you do then you are really blind and you do not know where you going.
- ★ If you feel that there are many things happening to you or around you, that you do not see or know, then cry to Him that opened the blind man's eyes to open yours.

Objectives

General: Jesus' power and His care for us.

Specific:

The children will be able to ...

- A. Know that Jesus is strong and has power over everything.
- B. Learn to pray when they or any of their families or friends are sick.
- C. Believe that Jesus always answers us when we pray to Him.

Bible Verse

“ Jesus, have mercy on me. ”

Mark 10:48

Teaching Aids

1. Felt figures and flannel board.
2. Let the children act the story.

Instruction

- (1) Review last week's lesson.
- (2) Remind the children about the church occasions for the coming week.
- (3) Teacher should prepare the appropriate questions to emphasize the objectives during the lesson.

Story Time

The Apostles and a big crowd of people followed Jesus as He was leaving the city of Jericho. A blind man sat begging beside the road where the people walked. When the blind man heard that Jesus was coming, he hoped that Jesus would help him. "Jesus! Jesus!" he shouted. "Have pity on me!"

People in the crowd ran over and said, "Be quiet blind man." But the blind man would not be quiet. "Jesus! Jesus!" he cried louder. "Have pity on me!"

Jesus heard the blind man. He stopped and said, "Call him here." So, the people called the blind man.

"Get up and come along," they said. "Jesus is calling you." The blind man jumped up and walked toward the crowd.

Jesus asked, "What do you want me to do for you?"

"Master," the blind man answered, "Let me see again."

"Go your way," Jesus told him. "Your faith has made you well."

Right away the blind man could see again. He saw blue sky and white clouds. He saw trees and wild flowers. He saw the faces of strangers. He saw Jesus!

This man who had been blind and begging beside the road joined the crowd. The people all followed Jesus down the road. They wondered what Jesus would do next. He was such a very special person.

Discussion

- 1 - Follow up the story by talking about it with the children.
- 2 - Continue the discussion while the do the activity.

Learning Activities

Colouring Page.

Lesson No. (36)

The Girl Who Got Well Again

References

Mark 5:21-24, 35-43.

Notes for Servants

- ★ Sometimes God does not give us all that we want such as wealth or success, but His ears always listen.
- ★ He hears our prayers all the time and fulfils them if they are for our good.
- ★ All what we have to do is to believe in God the Father and the Lord Jesus Christ at all times.

Objectives

General: God's love and His care for us.

Specific:

The children will be able to...

- A. Know that Jesus loves us and always help us.
- B. Pray when anybody is sick that God may heal them.
- C. Tell Abouna to pray for anybody when they are sick.

Bible Verse

"Be not afraid only believe."

(Mark 5:36)

Teaching Aids

1. Felt figure and flannel board.
 2. Video.
-

Instructions

- (1) Review last week's lesson.
- (2) Remind the children about the church occasions for the coming week.
- (3) Teacher should prepare the appropriate questions to emphasize the objectives during the lesson.

Story Time

A little girl was sick in her bed. Her father's name was Jairus. Jairus went out to look for Jesus. When Jairus found Him talking to a crowd of people, Jairus got down on his knees. "My little girl is very sick," he said. "Please come and put Your hands on her and save her life."

Jesus went with Jairus and the crowd followed him. Before they got to the house, some people came running up. "Your daughter is dead," they said to Jairus. "Why do you bother Jesus?" Jesus heard what the people said.

He looked at Jairus and told him, "Do not be afraid. Believe that I can help you."

At Jairus' house people were crying. "Why are you crying?" Jesus asked. "The child is not dead. She is asleep." When some of the people laughed at Jesus. He told them to leave. The only people who stayed were the girl's parents and three Disciples.

Jesus went into the house and took the girl by the hand. "Little girl," he said, "I tell you to get up."

Right away the girl got up and walked around. Her parents and the Disciples were so surprised that they just stared at her.

What did Jesus do? He knew that the girl was hungry. So, He told her parents to give her something to eat.

Discussion

- 1 - Follow up the story by talking about it with the children.
- 2 - Continue the discussion while they do the activity.

Learning Activities

Colouring Page.

Lesson No. (37)

Where is Jesus Now

References

Acts 1:9-14.
Children Bible Stories.

Notes for Servants

- ★ Imagine Christ ascending to heaven. He will come back again in the same way. Lift up your heart and wait for Him.
- ★ Always lift up your eyes to heaven where you can find your help.
- ★ What no eye has seen, nor ear heard, nor the heart of man conceived, what God has prepared for those who love Him.

Objectives

General: Jesus' love and His care for us.

Specific:

- The children will be able to ...
- A. Believe that Jesus is alive.
 - B. Know that He is with us all the time even when we do not see Him.
 - C. Learn that Jesus wants us to love one another as He loves us.

Bible Verse

“ Jesus is risen. ”

Luke 24:6

Teaching Aids

Felt figures and flannel board.

Instructions

- (1) Review last week's lesson.
- (2) Remind the children about the church occasions for the coming week.
- (3) Teacher should prepare the appropriate questions to emphasize the objectives during the lesson.

Story Time

At Christmas we celebrate the birth of Jesus. He was born a baby just as we were. Mary and Joseph took very good care of Jesus, and he grew bigger, older and wiser.

Remember what Joseph did? He was a carpenter, Jesus helped him and learned how to make things out of wood. When Jesus was twelve years old, Mary and Joseph thought that He was lost. Where did they find Him? He was in the Temple talking with the teachers and asking them questions.

Jesus was the Son of God. He had special work to do when He grew up. Jesus' work was to tell people about God and how God loves all people. Did Jesus do His work all alone? No, He asked His friends to help Him. These friends were called Disciples.

The Disciples saw Jesus feed the hungry and cure the sick. They travelled with Him and shared food with Him. They shared a special meal with Jesus which we call The Last Supper.

There were some people who did not want Jesus to talk about God's love. They had him put on a cross where He died. But Jesus rose from the dead.

After Christ had risen from among the dead, he appeared to the disciples. He encouraged them during the period of forty days before His ascension.

Last day, the Disciples were together. Christ blessed them. Suddenly, they saw Jesus rising up. He went up to heaven as you see in this picture. They are looking upwards to him, "Praise the Lord."

Thank you, God, for sending us Jesus.

Discussion

- 1 - Follow up the story by talking about it with the children.
- 2 - Continue the discussion while they do the activity.

Learning Activities

Colouring Page.

Lesson No. (38)

“Let the Children Come to Me”

References

Mark 10:13-16, The Jesus Story by Mary and Herb Montgomery.

Notes for Servants

- ★ Blessed servant, it is time now to examine ourselves and find out if we really believe in God as those little ones.
- ★ A child is humble by his nature as we must learn to be and forgive quickly.

Objectives

General: Jesus is everywhere and loves us.

Specific:

The children will be able to ...

- A. Know that Jesus loves them.
- B. Learn that they can see Jesus and be around Him by coming to church and behaving good in it.
- C. Jesus is everywhere and can see us all the time.

Bible Verse

“Let little Children come to me.”

Mark 10:14

Teaching Aids

Felt figure and flannel board.

Introduction

- (1) Review last week's lesson.
- (2) Remind the children about the church occasions for the coming week.
- (3) Teacher should prepare the appropriate questions to emphasize the objectives during the lesson.

Story Time

Jesus talked mostly to grown-ups, but there were always children around too. All kinds of people wanted to find out who Jesus was and what he had to say. Of course, mothers and fathers wanted to have their children see Jesus and maybe even get to meet Him. Parents knew that Jesus was special. They hoped that he would reach out and touch their children.

One day, some parents brought their children to the place where Jesus was teaching. The bigger, taller people always seemed to get the best places first. Smaller children wanted to see Him too. They tried to squeeze between the bigger people. One of the Apostles saw what the children were doing. "Stop!" He yelled at them. "Don't bother Jesus." The Apostle told the parents to keep their children back from Jesus.

Jesus saw what was happening. "Don't stop them," He called to the Apostle. He looked at the boys and girls in the crowd. "Let the children come to me," He said. So, the boys and girls had their chance to be with the Lord and listen to His teachings. They ran to Jesus, some of them had ragged clothes and dirty faces, but Jesus didn't mind that. He took the children in His arms and blessed them.

Then, Jesus said something that surprised the grown-ups. He told them that they must trust Him the way little children do.

Discussion

- 1 - Follow up the story by talking about it with the children.
- 2 - Continue the discussion while they do the activity.

Learning Activities

Colouring Page.

Lesson No. (39)

The Holy Spirit

References

Acts: 2.

Notes for Servants

- ★ All Sunday school servants should be exactly as the Disciples were, unity is very important for the church and also for the servants (Ephesians 4:1-6).
- ★ We have to take this chance to renew the act of the Holy Spirit in both fruitful service and in good acts.

Objectives

General: Indicate the work of the Holy Spirit in us.

Specific:

The children will be able to ...

- A. Recognize that the Holy Spirit is the Spirit of God.
- B. Know that we all have the Holy Spirit in us.
- C. Learn about the blessings of the Holy Spirit.

Bible Verse

"But Ye shall receive power."

(Act 1:8)

Teaching Aids

1. Icons of the Pentecost.
2. Felt Figures and Flannel Board.

Instructions

- (1) Review last week's lesson.
- (2) Remind the children about the church occasions for the coming week.
- (3) We have been filled with the Holy Spirit after being baptized, when we received the Holy Miron.
- (4) Teacher should prepare the appropriate questions to emphasize the objectives during the lesson.

Story Time

Jesus told His disciples to stay in Jerusalem until they received the Holy Spirit. The twelve disciples, together with other men and women, stayed in one house. All of them were praying while they waiting for the Holy Spirit.

On the day of Pentecost, while they were praying, suddenly, there was strong earthquake and the house shook. Strong wind was blew loudly like a big storm. Then, tongues of fire came down from heaven to the house where the Disciples had gathered. The Holy Spirit filled them all. When this happened they started to speak in other languages.

On this day, many of the Jewish people come from all over the world to Jerusalem to celebrate the feast, which comes fifty days after Easter. Many people were around the house where the Disciples were gathered, they heard them and were amazed on how the Disciples knew their languages.

Discussion

- 1 - Follow up the story by talking about it with the children.
- 2 - Continue the discussion while they do the activity.

Learning Activities

Colouring Page.

Lesson No. (40)

Serving others

The Good Samaritan

References

Luke 10:30-37.

Notes for Servants

- ★ Beloved servant, we should take our Lord Jesus as an example. As He sacrificed Himself for us, we should do the same to others, especially for our children.
- ★ Have you experienced the labour in your service as an indication for your love to God and to others?

Objectives

General: Loving one another.

Specific:

The children will be able to ...

- A. Learn the meaning of loving and helping other people.
- B. Apply love by helping their friends when they fall down or cry.

Bible Verse

"Love thy neighbours as thy self"

(Mark 12:31)

Teaching Aids

1. Picture for the lesson.
1. Felt figure and flannel board.
2. Video.

Instructions

- (1) Review last week's lesson.
- (2) Remind the children about the church occasions for the coming week.
- (3) Servant, do not exaggerate on the occupations of the three persons before the Good Samaritan.
- (4) Teacher should prepare the appropriate questions to emphasize the objectives during the lesson.

Story Time

Once upon a time, there was a man travelling to Jericho through the mountain, no trees and no water. Some robbers grabbed him, beat him up, took his money and left him on the road side hurt badly. He could not move or get up.

It was not long until a Jewish priest came by. The injured man could not speak or cry to ask for help. The priest was in a hurry, so he did not help him but went on his way.

After a while a deacon passed by and saw the man, but he looked to the other side and did not offer any help and went on.

Then, a Samaritan man stopped. He loved to help other people and give to the poor. As soon as he saw the wounded man he felt sorry for him. He went to him cleaned his wounds and put bandages on them. Then, he put the man on his own donkey and took him to an inn and looked after him.

Next day, the good Samaritan gave the innkeeper money to look after the wounded man and told him that if he needed more money, he would give him on his way back.

Discussion

- 1 - Follow up the story by talking about it with the children.
- 2 - Continue the discussion while they do their activity.

Learning Activities

Colouring Page.

Lesson No. (41)

We Thank the Lord for Everything

References

Luke 17:11-19.

Notes for Servants

- ★ We must be thankful to God at all times even if we are sick or when we have a problem.
- ★ Let us count our blessings: Jesus came for us and he secured our salvation on the Cross. He gave us a happy life. He gave us our health and a nice church to pray in.

Objectives

General: Life of thanksgiving.

Specific:

The children will be able to ...

- A. Understand God's gifts to us.
- B. Know the meaning of thanking God and others.
- C. Learn to thank God when they pray.

Bible Verse

“O give thanks unto the Lord.”

Psalm 105:1

Teaching Aids

Some food, cloth and toys to teach children to thank God for.

Introduction

- (1) Review last week's lesson.
- (2) Remind the children about the church occasions for the coming week.
- (3) Ask the children to name some of the things they should thank God for. (We thank him because he has given us nice clothes, nice toys, good house, good health, etc.)
- (4) Fill in some of the things that the children forgot to mention in thanking God. (He created us, made Heaven and Earth for us, gave us His Body and Blood in the church and gave us our parents to take care of us.)
- (5) Teacher should prepare the appropriate questions to emphasize the objectives during the lesson.

Story Time

One day, the Lord Jesus was walking outside the city, He met ten men. These ten men were very sick. They had been sick for a long time and they had lost all hope to be well again. They had no one, no friends, no families. No one had mercy on them. They said, "Jesus, Master have mercy on us." They had faith in Him and called Him "Master" He had mercy on them, healed them and they become well again.

Jesus told them to go to the Temple, meet the priest and tell him what happened. All of them left very fast to go to the Temple. In their way to the Temple, one of them remembered that he did not say 'thank you' to the Lord Jesus. He said to himself, I have to do the right thing. He went back to Jesus and said, "Thank you". But the other nine men went to the Temple and did not come back to thank the Lord.

We should thank God for everything, for our parents, our teachers, for the church, for the school, etc. We also should thank our parents because they are taking care of us. We also should thank other people when they do something good for us.

Let us say, "Thank you Lord Jesus, for everything we have." Then, at the end of the day before we sleep, we must thank Him for keeping us safe.

Discussion

- 1 - Follow up the story by talking about it with the children.
- 2 - Continue the discussion while they do the activity.

Learning Activities

Colouring Page.

Lesson No. (42)

Going To Church

The Ethics of Attending the Church

References

1 Samuel 3:10, 1 Kings 8, Luke 2:46.

Notes for Servants

- ★ Beloved, we should learn the ethics of discussions in the church and in our meetings. There must be a difference between a servant of the Lord and other people.
- ★ We should remember that our children like to copy their servants, we hope that they may copy proper Christian behaviours.

Objectives

General: To make the child eager to come to the church.

Specific:

The children will be able to ...

A. Know that the church is the house of God.

B. Understand that once we are in the church, we should be quiet, we should not run, talk loud, etc.

B. Learn how to enter into and leave the church.

Bible Verse

" Let the little children come to me. "

Matthew 19:14

Teaching Aids

Picture of Samuel Praying.

Teacher should take the children to the church and train them how to enter the church, how to walk inside, etc.

Introduction

- (1) Review last week's lesson.
- (2) Remind the children about the church occasions for the coming week.
- (3) Teacher should prepare the appropriate questions to emphasize the objectives during the lesson.

Story Time

Tell a short story about Samuel and why God talked to him.

Eli the priest was old and almost blind. Samuel stayed with him and helped him in the Temple. Samuel was a very good boy and used to pray every night. One night, when Samuel was sleeping, he woke up. He heard someone calling him. Samuel ran to Eli and said, did you call me?

Eli said, "Go to bed. I did not call you." So, Samuel went back to bed. Then, he heard someone call him again, "Samuel! Samuel!"

Samuel got up and went to Eli. He said, did you call me?

Again Eli told him, "Go to bed. I did not call you." Samuel went back to bed again. Then, he heard someone call him a third time.

Samuel got up and said, "Here I am, did you called me?"

Now Eli understood that God was calling Samuel. Eli told Samuel, "If you hear your name again, say, 'Speak, Lord, I am listening.'"

Samuel went back to bed. He heard God call, "Samuel! Samuel!" Samuel answered, "Speak, Lord, I am listening." Then, God start to talk to Samuel because he was very good boy.

Servant, take the children into the church and show the children how to:

1. Enter the church and make the sign of the Cross.
2. Bow before the Altar, take off their shoes before entering the Altar, how to enter the Altar and how to behave inside it (the Altar is a holy place where we are not allowed to talk with each other.)
3. Kiss the Icons for their blessing.
4. Put a donation cheerfully and quietly without anyone knowing.
5. Stand in order quietly when Abouna gives us the blessing of the water.
6. Behaviour in feasts and weddings.
7. Emphasize that children should avoid ...
 - a) Going in/out of the church too much.
 - b) Talking/playing with other kids inside the church.
 - c) Eating inside the church (cookies, gum, candy, etc.)
 - d) Going back and fourth between their parents during the mass.

Discussion

- 1 - Follow up the story by talking about it with the children.
- 2 - Continue the discussion while they do the activity.

Learning Activities

Colouring Page.

Lesson No. (43)

Our Respect for Abouna

References

Matthew 10:40, 28:18-20.

John 20:21-23.

Notes for Servants

- ★ The priest is God's image on Earth, for that we should pay him the appropriate respect.
- ★ We should understand that the priest is also a human under temptation like us, we should not judge him for he has his Master who will judge him.
- ★ We should not have any doubts of the sacraments he performs because of he has sins.

Objectives

General: Respect the priesthood.

Specific:

The children will be able to...

A. Learn to kiss the priest's hand and the cross when they see him.

B. Know that when we kiss Abouna's hand, we receive a blessing.

C. Understand that the priest is very important to us because he celebrates the Mass so we may have communion.

Bible Verse

" He that receive you receive me. "

Matthew 10:40

Teaching Aids

Picture of a priest.

Introduction

- (1) Review last week's lesson.
- (2) Remind the children about the church occasions for the coming week.
- (3) Servant to ask the children the following: Who baptizes the little children? Who gives us communion? What does he wear? Where does he stand in the church? What does he do in the Altar? Who kissed Abouna's hand this week?
- (4) Teacher should prepare the appropriate questions to emphasize the objectives during the lesson.

Story Time

Once upon a time, there was a very good monk who had the gift of seeing his guardian Angel. He always talk to his Angel and when he pray the angel takes his prayer to God. His Angel used to walk before him and protected him from the devil.

One day, he was chosen to be ordained a priest. After the ordination when he walked out of the church he did not see his Angel in front of him as usual. He was afraid that the Angel had left him, he started to look around him then he saw the Angel behind him.

He was very happy and asked the Angel, "Why do you walk behind me now not in front of me like before?"

The Angel answered saying, "Now you are a priest and I can not walk before you."

That is why every time we see Abouna, we should greet him and kiss his hand and the cross to receive his blessing because he hold the body and the blood of Jesus Christ.

Discussion

- 1 - Follow up the story by talking about it with the children.
- 2 - Continue the discussion while they do the activity.

Learning Activities

Colouring Page.

Lesson No. (44)

The Apostle's Feast

St. Peter healed a crippled man

References

1 Acts 3.

Notes for Servants

- ★ St. Peter healed the crippled man because the man stretched out his hand toward him. Do you have the desire to stretch your hand to God to lift you up from the death of sin?
- ★ Jesus is waiting for you, stretch your hand towards Him for He is ready to help you immediately. Do not wait, do not hesitate.

Objectives

General: God's healing power

Specific:

The children will be able to ...

- A. Know that God gives good people power of healing.
- B. Go to Abouna when they are sick to pray for them.
- C. Learn to pray to God anyone is sick.

Bible Verse

"In the name of Jesus Christ of Nazareth rise up and walk."

(Act 3:6)

Teaching Aids

1. Felt figure and flannel board.
2. Acting the healing part.

Instructions

- (1) Review last week's lesson.
- (2) Remind the children about the church occasions for the coming week.
- (3) Teacher should prepare the appropriate questions to emphasize the objectives during the lesson.

Story Time

St. Peter and St. John were two of Jesus' Disciples and they were good friends. One day, they were going to the Temple. They were praying in their hearts on their way to the Temple.

At the Temple door, there was a crippled man. He begged people for money to buy food for he was weak and could not work. When the crippled man saw the Disciples coming, he stretched his hand to St. Peter asking him for some money. Then, St. Peter looked at him and said, "I do not have any money to give you, but I will give you what I have. The man was waiting to see what St. Peter will give him. Then St. Peter said "In the name of Jesus Christ stand up and walk."

The crippled man stood up and started to walk. He was so happy he jumped up and down because he became strong again. Now, he can walk like other people. He sang and thanked God. Many people saw this and they praised the Lord.

Discussion

- 1 - Follow up the story by talking about it with the children.
- 2 - Continue the discussion while they do the activity.

Learning Activities

Colouring Page.

Lesson No. (45)

Jesus Walk on The Water

References

Mark 6:45-52.

Notes for Servants

- ★ We should not be afraid when we are in trouble.
- ★ Sometimes we do not hear or recognize Jesus' voice because we are too busy with worldly things or because our faith is weak.
- ★ Sin is always followed by fear, but when Jesus is inside us He gives us peace.

Objectives

General: Jesus' power and authority.

Specific:

The children will be able to...

- A. Learn that Jesus is with us and help us all the time.
- B. Know that He can see us even when we do not see Him.
- C. Feel that He protects us everywhere.

Bible Verse

"It is I; be not afraid."

Mark 6:50

Teaching Aids

Felt figures and flannel board.

Instructions

- (1) Review last week's lesson.
- (2) Remind the children about the church occasions for the coming week.
- (3) Teacher should prepare the appropriate questions to emphasize the objectives during the lesson.

Story Time

Jesus was with people just about all the time. But once in a while He wanted to be alone to pray. One day, Jesus decided to go off by Himself and said good-bye to the crowd He had been talking to. Then, He told His Disciples to enter into the boat and go ahead of Him to the next town. He said, "I will follow you later."

Jesus went to the hills and there He took time to think and pray to God, His Father. Later in the evening, He went back to cross the lake and joined His Disciples. The Disciples were in their boat far out on the water.

The wind was blowing hard against the boat. The Disciples looked very tired from rowing in the wind and they could not get to shore. Jesus didn't have a boat, so He stepped onto the lake and started towards the boat. He was walking on the water!

The Disciples were troubled by the storm. Then, they saw someone walking on the water. The sky was dark and it was hard to see. When the Disciples saw Jesus walking on the water, they thought he was a ghost. They became very scared and they screamed.

Jesus said to the scared men, "It is I. Don't be afraid." He stepped off the water and into the boat. Then, the wind stopped blowing and the water calmed down. It became easier for the Disciples to row their boat to shore.

How surprised the Disciples were! Who could walk on water? Who had such power? The Disciples looked at each other. They didn't know what to say. Jesus was surely a special person. He was the Son of God.

Discussion

- 1 - Follow up the story by talking about it with the children.
- 2 - Continue the discussion while they do the activity.

Learning Activities

Colouring Page.

Lesson No. (46)

How to Pray

References

Luke 11:1-4.

Notes for Servants

- ★ Beloved servant, God gave us the gift of prayer in which we communicate with Him and submit our souls to Him.
- ★ Do you use this gift of grace to keep yourself as a good branch in the tree of life?

Objectives

General: To learn how to pray.

Specific:

The children will be able to ...

- A. Understand our relationship with God and why we pray.
- B. Sense that God does not like bad words.
- C. Know that God loves us even when we do bad things.

Bible Verse

"Lord teach us to pray."

(Luke 11:1)

Teaching Aids

Felt figures and flannel board.

Instructions

- (1) Review last week's lesson.
- (2) Remind the children about the church occasions for the coming week.
- (3) Teach the children how good it is to pray to God.
- (4) Teacher should prepare the appropriate questions to emphasize the objectives during the lesson.

Story Time

Once upon a time, there were two sisters who loved each other and always prayed together before they went to sleep. One was named Mary and the other named Nancy.

Mary used to close her eyes, stop moving and stand still when she prayed, but her sister Nancy used to pray while her eyes were opened and looking around. Nancy had a very bad habit, she used to swear. Nancy asked Mary why she prayed for such a long time while she prayed so quickly. Mary told her when she closes her eyes she sees Jesus, the angels and all the saints around Him and she always wanted to watch them. Nancy wondered why she did not see all these good things Mary saw. Mary told her that maybe she was doing something that upsets Jesus.

That same night, while the two sisters were sleeping, Nancy saw heaven opened and beautiful angels came down to her and told her that Jesus loved her very much, but he is unhappy. Swearing is wrong she will not be able to talk again until she stops swearing. Then, the angel went away.

Nancy tried to talk, but could not. She cried a lot and prayed in her heart because she was not able to talk. She prayed to God to forgive her sin and let her talk again. After a while, the angel came down again and told her that Jesus heard her prayer. Then, He touched her tongue and she started to talk again. She knelt down on her knees and thanked Jesus and promised never to swear again.

Next morning, Nancy woke up and told her sister all about her dream and since that day she learned how to stand still and always closed her eyes when she prayed.

Discussion

- 1 - Follow up the story by talking about it with the children.
- 2 - Continue the discussion while they do the activity.

Learning Activities

1. Let the children practice standing for prayer.
2. Colouring Page.

Lesson No. (47)

Communion

References

Luke 22:7-20.

Notes for Servants

- ★ Eating is one activity that joins all people. It is necessary to life, but do we remember that there are some families who cannot find that necessity?
- ★ As we partake of the body and the blood of Christ, do we consider His brothers and sisters, the needy, who are around us?

Objectives

General: Communion is sharing Jesus' body and blood.

Specific:

The children will be able to ...

- A. Learn that Jesus loves us and lets us share His body and His blood.
- B. Understand that He wants us to be good as He is good to us.
- C. Know that as Jesus shares everything with us, we should share what we have with others.

Bible Verse

"Let little children come to me."

Mark 10:14

Teaching Aids

1. Picture of the last supper.
2. Felt Figures and flannel board.

Introduction

- (1) Review last week's lesson.
- (2) Remind the children about the church occasions for the coming week.
- (3) Teacher should prepare the appropriate questions to emphasize the objectives during the lesson.

Story Time

Jesus spent a lot of time with His good friends, the Disciples. They visited many towns and cities. They travelled into the countryside. They went on boats together and of course they ate many meals together.

Sharing food with friends is a way of showing that we care about them. Remember how Jesus once fed all the people with only five loaves of bread and two fishes? That was a special time.

Jesus shared a special meal with the Disciples right before He died. They sat at a table together in an upstairs room in St. Mark's house in Jerusalem. It was a happy time because friends were together, but it was a sad time, too. Jesus told all His friends that this was the last supper He would have with them.

Then, Jesus picked up the bread and gave thanks for it. He broke it into pieces and gave it to His disciples. He said, "This is my body." Then, Jesus took the wine and said, "This is my blood." This was the Last Supper. The Disciples always remembered their last supper with Jesus.

Today, when people go to church and take part in communion, they remember what Jesus did. They remember Jesus as a friend who shared His food and Himself with us.

Discussion

- 1 - Follow up the story by talking about it with the children.
- 2 - Teach the children that when we go for communion we must be quiet and stand in order forming one line and remembering that we are sharing Jesus' body and blood.
- 3 - Continue the discussion while they do the activity.

Learning Activities

Colouring Page.

Lesson No. (48)

Working Together
The Big Red Ball

References

Matthew 5:44 - 48.

Notes for Servants

- ★ If people offend you, forgive them and love them as Jesus taught us even to love our enemies.
- ★ Unity in any Christian group reflects the message of Christ in the whole world, division withhold this message from reaching others.

Objectives

General: To learn how to work together.

Specific: The children will be able to:

- A. Learn not to be mean to others.
- B. Be nice to others even if they are not nice to you.
- C. Work and play together nicely.

Bible Verse

“And be ye kind one to another”

(Ephesians 4:32)

Teaching Aids

Felt figures and flannel board.

Instructions

- (1) Review last week's lesson.
- (2) Remind the children about the church occasions for the coming week.
- (3) Teacher should prepare the appropriate questions to emphasize the objectives during the lesson.

Story Time

Drew, the bear had a really big, air-filled red ball, that was almost as big as Gary, the mouse.

One morning, while Gary was pulling his little wagon on a narrow path going up a hill, he saw the big red ball rolling down towards him. Since the ball was full of air, it wouldn't hurt Gary, but Gary didn't know this, so he jumped and Gary and his wagon fell in a huge heap. Then he saw Drew, standing near the top of the hill, laughing as loud as a big bear can laugh.

"It's not funny!" Gary shouted angrily. That made Drew laugh even more.

"I wish that old ball would burst!" Gary shouted at Drew.

Drew frowned when he heard that. He didn't like to think of his beautiful red ball bursting. "You don't really wish that," said Drew.

Gary thought he really did wish that. He was angry and hurt that Drew kept rolling the big ball at him.

At noon, Gary took a little picnic lunch out to the woods. "This is a quiet picnic away from Drew and his ball," Gary whispered to himself. But Gary had just picked up his Swiss cheese sandwich when he saw the big red ball rolling toward him. "Oh, no!" He shouted. Gary jumped away from his picnic lunch as the big red ball rolled over it. "Now look what you've done!" Gary shouted.

But Drew only laughed. He didn't laugh as loud this time, but he did laugh.

"I hope that old ball bursts!" Gary shouted. "I hope it bursts into a thousand pieces. I hope it bursts into a million pieces."

Drew frowned again when he heard that. "You don't really wish my beautiful ball would burst," he said.

That afternoon Gary thought he would take a nap near the rose bushes. He found a nice comfortable spot and stretched out. As soon as Gary lay down and yawned, he saw the big red ball rolling toward him. Gary jumped out of the way and the big red ball went rolling into the rose bushes. Drew had forgotten that rose bushes have thorns.

Gary started to yell, "I hope that old ball bursts into-" But he couldn't finish his sentence. The big red ball really did burst into one big, glob of red stuff. Drew picked up the red glob that had been his beautiful red ball, sat down beside the rose bushes and cried as he looked at his ripped ball.

Gary felt sad now. He wished he had not said that he wanted the red ball to burst. Then, Gary had an idea. He ran home as fast as he could. Before long, he was back with Drew.

"Look what I have for you," he said. Drew looked. It wasn't a big red ball. Little mice don't have those things. But it was a *nice* ball. "I have an idea," said Gary. "Instead of the rolling ball at me, let's play together with it." Drew thought that was a great idea and they did just that.

Discussion

- 1 - Follow up the story by talking about it with the children.
- 2 - Continue the discussion while they do the activity.

Learning Activities

Colouring Page.

Lesson No. (49)

Thanking God
The Bear Who Squeaked

References

None.

Notes for Servants

- ★ This lesson teaches the children to be thankful for the lives they have. Are you thankful for the many blessings God gives you?
- ★ Do you often think that your life is easier than everyone else's? You must always remember that everyone faces difficulties and hardships throughout their lives.

Objectives

General: To learn how to be thankful.

Specific: The children will be able to;

- A. Know that God has given them many blessings.
- B. Understand that everyone has difficulties;
- C. Learn that God is there to help them.

Bible Verse

"Giving thanks always for all things unto God."

(Ephesians 5:20)

Teaching Aids

Felt figures and flannel board.

Instructions

- (1) Review last week's lesson.
- (2) Remind the children about the church occasions for the coming week.
- (3) Teacher should prepare the appropriate questions to emphasize the objectives during the lesson.

Story Time

One day, Drew the bear and Gary the mouse had another argument. It all started when Drew said it must be easy to be a mouse. "Nothing to do all day but snooze and eat cheese," Drew laughed. "What an easy life!"

"Not as easy as being a bear," Gary snapped back. "Nothing to do but snooze and eat honey. What an easy life!" Actually, neither Drew the bear nor Gary the mouse knew what they were talking about.

Gary and Drew were both very tired and soon they fell asleep. Gary dreamed a strange dream. He wasn't a mouse at all. He was a bear, just like Drew. A very hungry bear. "Honey! That's what I need," said Gary in his dream. He started through the woods, looking for honey. Before long, Gary saw honey in a big hole in the side of a big tree. "This will be easy," he said. So, he started to scoot up the tree.

But when he reached the honey, he saw that something else was there. "Bees!" said Gary. "Millions of them! they're coming after me." Gary, who was now a bear, tried to climb down the big tree. But he moved so fast that he fell with a bump.

"OW!" He shouted. The bees had caught up. Gary the bear ran as fast as his legs could go. He had never run so fast in his life. When Gary saw the pond, he jumped into it and stayed under water as long as he could. As soon as he poked his nose above the water, a bee stung it. Then the bees finally went away.

While Gary was having this strange dream, Drew had a strange dream, too. Drew the bear dreamed that he was a mouse. He was very hungry. "Cheese!" said Drew, who was now a mouse. "That's what I need! Lots of cheese." Before Drew could find cheese he met a cat. The cat called for all his friends. Suddenly there were dozens of cats who all began chasing Drew the mouse. Drew ran as fast as he could go.

The cats ran as fast as they could go, too. The cats almost caught Drew when he saw a pond. He jumped into the pond and stayed under the water as long as he could. As soon as he poked his nose above the water, a cat scratched it. Then, all the cats ran away.

Then, Drew and Gary woke up. They began to laugh. "I'm so glad I'm a mouse!" Gary said. "And I'm glad that I am a bear." Drew answered.

Drew thanked the Lord that he is a bear, and Gary thanked the Lord that he is a mouse.

Discussion

- 1 - Follow up the story by talking about it with the children.
- 2 - Continue the discussion while they do the activity.

Learning Activities

Colouring Page.

Lesson No. (50)

Do Not Worry

Stripes and Spots

References

Matthew 6:25-34.

Notes for Servants

- ★ Do not worry about the daily troubles of this world. Have faith that Jesus loves you and take care of you.
- ★ Worry is sin, it means that we are not sure that God can take care of what we worry about.
- ★ Pray to God that He may give strong faith so you may live worry free life. Have faith that our God is a sovereign God.

Objectives

General: To learn not to worry.

Specific: The children will be able to:

- A. Learn that worrying is useless;
- B. Be grateful for what they have;
- C. Trust that God will help them through their troubles.

Bible Verse

"Fear thou not; for I am with thee."

(Isaiah 41:10)

Teaching Aids

Felt figures and flannel board.

Instructions

- (1) Review last week's lesson.
- (2) Remind the children about the church occasions for the coming week.
- (3) Teacher should prepare the appropriate questions to emphasize the objectives during the lesson.

Story Time

"Why do I have to have stripes all over me?" Jim, the zebra asked himself. "Look at everyone else. Not one of them has stripes." Jim, feeling sorry for himself, looked in the mirror and saw twice as many stripes.

There is nothing like a good nap to make a zebra feel better, Jim said to himself. I'll crawl behind this big bush and sleep where nobody will see me and my ugly stripes." Jim was almost asleep when he heard voices on the other side of the bush. He listened carefully.

Rocky and Frank were whispering. "Did you get the paint?" Frank asked. "Yes, said Jim. "It's about as red as I could find. We can paint some wonderful red spots, but we'll have to do it while he is sleeping. Won't he be surprised when he wakes up?"

Jim wasn't sleeping now. He was wide awake. My very own friends are going to paint red spots all over me?! Jim thought. He looked at his black and white stripes and then thought about red spots. Jim thought how terrible the red spots would look. The black and white stripes looked better already.

What shall I do? Jim wondered. If he got up now, his friends would see him and know that he had heard what they said. Jim decided that he would lie quietly until his friends left. Jim didn't have long to wait. In less than a minute, Jim's friends walked off together laughing.

"Won't he be surprised?" Rocky said with a big laugh.

"I can't wait to see him," said Frank.

Jim really felt sorry for himself now, and he fell asleep. Late in the afternoon, Jim finally woke up. He looked at himself, and was very surprised to find that there weren't any red spots on him! Jim got up, turned around and saw his wagon sitting in front of him. There were big red spots painted all over it just like he had always wanted! Frank and Rocky stood smiling at Jim.

"Oh thank you so much!" Jim said to them. "Believe it or not, I was worried that you were going to paint me!"

"Silly, Jim! We're your friends! We would never do that."

I guess I was worried about something that could never happen," Jim told his friends.

"Well, you should never worry! It's a waste of time! Besides, that is never going to happen," said Frank.

Discussion

- 1 - Follow up the story by talking about it with the children.
- 2 - Continue the discussion while they do the activity.

Learning Activities

Colouring Page.

Lesson No. (51)

Review

References

Lesson 46 to 50.

Notes for Servants

- (1) Review your spiritual life, prayer, fasting, spiritual readings, confession and communion.
- (2) Review your service in relation with preparing the lessons, your relationship with your students and reaching out for them when they do not come to the Sunday School.

Objectives

Review and emphasize the main theme for this period which is:

"Loving and praying to God."

Bible Verse

Review the memorizing of the following verses:

"Children, obey your Parents."

(Colossians 3:20)

Teaching Aids

Prepare all the teaching aids to review as many previous lessons as possible.

- (1) Name the lesson to review, such as "Lost Sheep" using the teaching aid as help.
- (2) Ask questions and let the children answer or answer it yourself as part of the review.
- (3) Make sure that the children have gained a spiritual growth from the lesson, for example, loving one another, and good habits such as staying quiet in church.
- (4) Repeat the same steps with every lesson that you will be able to review based on the available time.
- (5) Remember that we review the spiritual gain for the children more than testing their knowledge.

Learning Activities

Colouring Page.

St. Mary's Coptic Orthodox Church
Sunday School Program 1721 A.M. (2004/2005)

St. Mary's Class (Grade 1 Program)

(Misra 16, Aug. 22)

Mervat Guirguis, Laila Abdel-Malek
 Amira Fam

LESSON DATE	LSN No.	TEACHING AID	SUBJECT	OCCASION FEAST	DATE	F
----------------	------------	-----------------	---------	-------------------	------	---

God's Love and Care for Us

12-Sep-04	1		Nairouz (St. George)	Nairouz	09/11	
19-Sep-04	2		The Creation			
26-Sep-04	3		God Takes Care of Adam	The Cross	09/27	
03-Oct-04	4		God Takes Care of Noah			
10-Oct-04	5		Joseph and His Dreams	Thanksgiving	10/11	
17-Oct-04	6		God Takes Care of Joseph			
24-Oct-04	7		Little Samuel in The Temple			
31-Oct-04	8		David and Goliath	St. Roweis	11/01	
07-Nov-04	9		David Becomes King			
14-Nov-04	10		The Little King Joash	Pope Shenouda III	11/14	
21-Nov-04	11		Jesus Loves Little Children			

God and His Angels

28-Nov-04	12		The Guardian Angel	Advent	11/25	
05-Dec-04	13		Balaam and The Angel			
12-Dec-04	14		Jacob and The Angels			
19-Dec-04	15		The Angel Frees St. Peter			
26-Dec-04	17		Virgin Mary and The Angel			
02-Jan-05	18		The Angels and The Shepherds	Christmas	01/07	
09-Jan-05	16		Review			
16-Jan-05	19		God on His Throne in Heaven	Circumcision	01/14	
23-Jan-05	20		Jesus Meets John The Baptist	Epiphany	01/19	
				St. Dimiana	01/20	
				Cana Galilee	01/21	

Back To Index

St. Mary's Coptic Orthodox Church
Sunday School Program 1721 A.M. (2004/2005)

St. Mary's Class (Grade 1 Program)

(Misra 16, Aug. 22)

Mervat Guirguis, Laila Abdel-Malek
 Amira Fam

LESSON DATE	LSN No.	TEACHING AID	SUBJECT	OCCASION FEAST	DATE	F
----------------	------------	-----------------	---------	-------------------	------	---

God's Great Power

30-Jan-05	21		How To Pray	St. Anthony	01/30	
06-Feb-05	22		The Miraculous Catch of The Fish			
13-Feb-05	24		Jesus Heals a Crippled Man	In The Temple	02/16	
20-Feb-05	23		Jonah and The Great Fish	The Fast of Jonah	02/21	
27-Feb-05	25		Jesus Heals The Paralyzed Man			
06-Mar-05	26		The Healing of a Nobleman's Son	The Holy Lent	03/07	
13-Mar-05	27		Jesus Heals The Man Born Blind	Pope Kerolous VI	03/09	
20-Mar-05	28		Jesus Raises the Dead	The Cross	03/19	
27-Mar-05	29		Jesus Meets Zacchaeus			
03-Apr-05	35		The Lord Hears Our Prayers	St. Mary of Zeitoun	04/02	
				Annunciation	04/07	
10-Apr-05	30		Review			
17-Apr-05	31		Mary Sat At Jesus' Feet			
24-Apr-05	32		On Palm Sunday	Palm Sunday	04/24	
				Maundy Thursday	04/28	
				Good Friday	04/29	
01-May-05			Easter Day	Easter	05/01	
				St. George	05/01	
08-May-05	33		Indeed He is Risen	Thomas Sunday	05/08	
				St. Mark	05/08	

Back To Index

St. Mary's Coptic Orthodox Church
Sunday School Program 1721 A.M. (2004/2005)

St. Mary's Class (Grade 1 Program)

(Misra 16, Aug. 22)

Mervat Guirguis, Laila Abdel-Malek
 Amira Fam

LESSON DATE	LSN No.	TEACHING AID	SUBJECT	OCCASION FEAST	DATE	F
----------------	------------	-----------------	---------	-------------------	------	---

God's Great Power

15-May-05	34		St. Mark The Apostle	St. Athanasius	05/15	
22-May-05	36		Nobody Listens To God			
29-May-05	40		Giving - The Feast Cake	The Flee to Egypt	06/01	
05-Jun-05	37		The Ascension	Ascension	06/09	
12-Jun-05	38		Giving - Elijah and the Widow			
19-Jun-05	39		The Feast of Pentecost	Pentecost	06/19	
				Archangel Michael	06/19	
26-Jun-05	41		Obedience - John The Short			
03-Jul-05	42		Forgiving Others - El Gohary			
10-Jul-05	43		The Church, The House of The Lord	Apostles' Feast	07/12	
17-Jul-05	44		Our Respect For Abouna	St. Shenouda	07/14	
24-Jul-05	45		The Liturgy			
31-Jul-05	46		Cooperation - The Disciples and Fishing			
07-Aug-05	47		Cooperation - The Blind and The Crippled	St. Mary's Fast	08/07	
14-Aug-05	48		Satisfaction - The Candy Jar	Transfiguration	08/19	
21-Aug-05	50		St. Mary	St. Mary's Feast	08/22	
28-Aug-05	49		Obedying the Rules			
04-Sep-05	51		Review			

Back To Index

Lesson No. (1)

Nairouz

The New Coptic Year

References

The story of Saint George.

Notes for Servants

- ★ "I am crucified with Christ: nevertheless I live; yet not I, but Christ liveth in me" (Galatians 2:20).
- ★ These words sound strange and are hard to understand, but this is a normal life for those who want to live for Christ.

Objectives

General: The intercession of the saints.

Specific:

- The children will be able to . . .
- A. Learn that the saints are around us.
 - B. Name some saints they know.
 - C. Call the saints' names in their prayers.

Bible Verse

"The Lord is my Shepherd."

Psalm 23:1

Teaching Aids

The picture of Saint George.

Introduction

- (1) Review last week's lesson.
- (2) Give the children an idea about the celebration of this feast.
- (3) Remind the children about the church occasions for the coming week.

Story Time

Once upon a time a Coptic family decided to celebrate the feast of St. George with their son Isaac. One day his family travelled to visit the church of St. George where a great celebration was held every year. Isaac was very happy to go and attend the celebration because he loved St. George very much.

The family took a boat and sailed to the place where the church was located. The trip was long and it was getting dark, so Isaac fell asleep. In the middle of the night, Isaac woke up and started to walk around, then suddenly he fell off the boat. His father and some men jumped off the boat to save the little boy but it was too dark to find him. His mother prayed to God and cried loudly to St. George to save her son.

Isaac's father said, "We will go to the church and pray, and St. George will save him." They went to the church and met the priest who immediately saw the sadness on their faces.

"What is the matter?" He asked. Isaac's mother told him that Isaac drowned in the river. Abouna began to pray then stopped suddenly when Isaac walked into the church.

"Isaac! Isaac!" His mother cried aloud. Isaac ran to his parents.

"Isaac, what happened to you?" His mother asked. Isaac told his parents what happened to him after he fell in the river. He cried for help and called to St. George to save him, then a big fish full of light came and carried him to shore. They were all so happy and glorified God and thanked St. George for saving their son Isaac. Isaac went with the other children, holding a candle, and joined the procession for St. George. They walked around the church three times, singing hymns and beautiful songs for St. George.

Discussion

- 1 - Follow up the story by talking about it with the children.
- 2 - Continue the discussion while they do the activity.

Learning Activities

Colouring Page.

Lesson No. (2)

The Creation

God Created the Whole World for Us

References

Genesis 1

Notes for Servants

- ★ God created us to know Him, live for Him and enjoy being in His presence. However, before He created us, He prepared the whole world to be a sweet home for us.
- ★ We should thank God every minute for all the creations He made for us to serve us. Also, for the power that He gave us to create all these wonderful things to make our life more enjoyable.

Objectives

General: God's power and His care for us.

Specific:

The children will...

- A. Learn something about the process of the creation.
- B. Feel God's love and care through all the good thing that He prepared for us.
- C. Appreciate all the things they have and the things around them.

Bible Verse

"The Lord is my shepherd."

Psalm 23:1

Teaching Aids

1. Items from nature such as flowers, stones, vegetables, fruits, etc.
2. Pictures of some animals and birds.
3. Flannel board and figures.

Introduction

- (1) Review last week's lesson.
- (2) Remind the children about the church occasions for the coming week.
- (3) Ask the children how the world would be if there were no people, no houses, no plants or water.
- (4) Emphasis God's love and care for us through the creation.

Story Time

In the beginning of time there was God but there was no land, no trees, no light. God said, "I want to create a man and call him Adam and I will make him happy. I will love him and he will love Me and talk to Me all the time. But first, I must prepare the world for him and make everything good for him to live."

On the first day God said, "Let there be light." And there was light. God saw that the light was good, and He separated the light from the darkness. The light God called Day, the darkness He called, Night.

Then, on the second day God said, "Let there be sky in the midst of the waters." God called the sky, Heaven.

Then, on the third day God said, "Let the waters under the heaven be gathered together and let dry land appear." God called the dry land Earth and the waters that were gathered together He called, Seas.

Then, on the fourth day God said, "Let there be lights in the sky to divide day from night. Let them be so that they count out the days and months, the seasons and the years." So, there came the sun to light the day and the moon to light the night. Stars appeared also, and God saw that it was good.

On the fifth day God said, "Let there be great living creatures in the waters, and let great numbers of birds fly above the earth." So God created whales and fish and all kinds of living creatures in the waters, and made birds to fly over the waters and the earth.

On the sixth day, God said, "Let there be living creatures upon the earth, cattle and beasts and all kinds of creeping things." And they appeared upon the earth.

And He said, "Let man be made in our image to have power over the fish of the sea, the birds of the air, and over everything that moves on the earth." So, man and woman were created in the image of God. He blessed them and said, "You shall have power over all the fish and the birds and over everything on the earth. And every plant and tree on earth you shall have for food. To every bird and every beast and every living creature on earth I give the grass and the plants for food."

Discussion

- 1 - Follow up the story by talking about it with the children.
- 2 - Continue the discussion while they do the activity.

Learning Activities

Colouring Page.

Lesson No. (3)

God Takes Care of Adam

In the Garden of Eden

References

Genesis 1, 2

Notes for Servants

- ★ O God, who is the man that You look for, who is the son of man that You remember. You crowned him with glory and honour and You gave him authority over all that Your Hands have made. You put everything under his feet.
- ★ As a Lover of Mankind You have created me a man for You have no need of my servitude, rather I have need of Your Lordship.
- ★ Truly, O Lord, You have no need for my service, my weak prayers, but I am the one who is in need of Your love and care, for You are my wealth.

Objectives

General: God's power and His care for us.

Specific:

The children will be able to...

- A. Learn something about the process of the creation.
- B. Feel God's love and care through all the good thing that He prepared for us.
- C. Appreciate all the things they have and the things around them.

Bible Verse

"Bless the Lord O my Soul"

Psalm 103:1

Teaching Aids

1. Items from nature such as flowers, stones, vegetables, fruits, etc.
2. Pictures of some animals and birds.
3. Flannel board and figures.

Introduction

- (1) Review last week's lesson.
- (2) Remind the children about the church occasions for the coming week.
- (3) Ask the children how the world would be if there were no people, no houses, no plants or water.

(4) Emphasis God's love and care for us through the creation.

Story Time

After God created Earth, he made a garden in Eden. All kinds of trees and plants grew there, and a river flowed to water the gardens. God put the man He had formed in the garden to care for it.

God brought all the creatures of the earth to Adam to give each one a name. So, it was that all the birds and the animals were named. And they obeyed Adam all the time.

Adam was alone, he had everything but he had no one like him. Then, God said, "It is not good for man to be alone. I will find a companion for him." So, God created Eve to help him and keep him happy. Adam thanked God for everything he had made for him, and he was very happy with his wife Eve. They ate together, took care of the garden together, had fun together, and they talked to God all the time.

Discussion

- 1 - Follow up the story by talking about it with the children.
- 2 - Continue the discussion while they do the activity.

Learning Activities

Colouring Page.

Lesson No. (4)

God Takes Care of Noah in the Ark

References

Genesis 6, 7

Notes for Servants

- ★ Whoever entered the Ark was saved. Whosoever is Baptized will also be saved. God invites everyone to salvation. Whoever wants to be saved from drowning in the flood of this world, should respond to God's invitation and enter the Ark and close the door, then he/she will be saved.
- ★ God always fulfills His promises. He promised not to bring a flood on the world again otherwise He would have destroyed the world several times because of the sins of all the people, especially ours, the servants'. Many times we promise God many things and we fail to fulfill them.

Objectives

General: God's power and His care for us.

Specific:

The children will...

- A. Learn that God loves people but He does not like bad behaviour.
- B. Understand that God has power over the rain, the sea, and everything.
- C. Know that Noah loved God, and God loved him and took care of his family.

Bible Verse

"Bless the Lord O my Soul."

Psalms 103:1

Teaching Aids

Plastic set of Noah's family and the Ark.

Introduction

- (1) Review last week's lesson.
- (2) Remind the children about the church occasions for the coming week.
- (3) Give the children an idea about the animals and birds God created.
- (4) Talk about the rain, boats, and explain what "Ark" means.
- (5) Ask the children the following :
 - What would happen if it rained for a long time? Do boats sink in heavy rain?

Story Time

In the time that Noah lived, people had become evil. They said bad words, did not pray, did not go to church and had become so evil that God was sorry He had created them. Only Noah did what was right before God because Noah and his family were good. He used to pray and teach people to love each other. Noah had three sons: Shem, Ham and Japheth.

God told Noah that, because the earth was filled with violence, He would make it rain so long that the people and all living things would be destroyed in this great flood.

"But I will make a promise, a covenant with you," God said. "If you and your family wish to live, you must build an ark according to the directions which I will give you. The ark will be a great boat have three levels and will have windows and a door. And when you finish, I will tell you what you should do."

Noah and his sons did all that the Lord commanded and he told the people that God would destroy the world., But all the people made fun of him for building such a big boat. Finally the ark was finished. Noah and his family prayed and thanked God.

God told Noah, "When the flood comes you and your family shall enter the ark. And you shall take with you two of every kind of living creature: birds and beasts and creeping things will enter the ark in pairs. You shall also take every kind of food for yourselves and the creatures that will be with you."

Then, it began to rain. The rain fell for forty days and forty nights and destroyed all the houses and trees and all the bad people drowned. The waters rose higher and higher until even the mountains were covered. Only Noah, his family and the creatures with them remained safe, always praying.

At last, God caused a wind to blow over the earth. The rains stopped and the waters became quiet. Finally, after a hundred and fifty days the ark came to rest on Mount Ararat. One day, Noah opened the window and sent out a dove to look for land. But she could not find a tree to perch on, so she flew back. Seven days passed and again the dove was sent out. This time she returned with a fresh green olive branch in her beak. But Noah still waited another seven days to be sure that the waters had gone from the earth. This time the dove went out and did not return. Then Noah knew that there was dry land and that it would be safe to leave the ark.

God spoke to Noah, "Leave the ark, you and your family. And send out every living creature that they may multiply and raise their young upon the earth." So, Noah went out, he, his wife, his sons and his sons' wives. And every bird, every beast and every creeping thing left the ark.

Then, God made a rainbow appear in the sky as a sign of the covenant between Him and the peoples of the earth, to show He will not flood the Earth again.

Discussion

- 1 - Follow up the story by talking about it with the children.
- 2 - Continue the discussion while they do the activity.

Learning Activities

Colouring Page.

Lesson No. (5)

Joseph and His Dreams

References

Genesis 37:1-17.

Notes for Servants

- ★ It is above our experience to talk about Joseph's purity, honesty, his love and sufferings.
- ★ God, please open my heart to love You more and let Your weak servant learn and do what he teaches Your children.
- ★ God, please guide me to serve Your Holy Name, Your way and not my way.

Objectives

General: God loves His children.

Specific:

The children will be able to...

- A. Understand that when we pray, we talk to God.
- B. Know that God cares about His little children and gives them good dreams.
- C. Pray, especially before bedtime.

Bible Verse

“ Pray without ceasing. ”

1 Thessalonians 5:17

Teaching Aids

Felt figures and flannel board.

introduction

- (1) Review last week's lesson.
- (2) Remind the children about the church occasions for the coming week.
- (3) Servant should give a brief summery about Jacob and his family.
- (4) Servant, please avoid talking about Jacob's love for Joseph more than his brothers, or that his brothers were jealous of him.
- (5) Give more attention to the dreams, and the bedtime prayers.

Story Time

Once upon a time, there was a man. His name was Jacob and he had 12 sons, the second youngest son was Joseph. Joseph was a very good boy, obeyed his dad and loved his brothers. Joseph loved God so much, he used to pray always, especially at bedtime. God loved Joseph very much and gave him nice dreams.

One night Joseph had a very nice dream, when he woke up in the morning, he told his brothers, "I dreamed that we were all out in the field (farm) binding up the bundles of corn and my bundle rose and stood upright while yours gathered around it and bowed down to the ground. "What!" said his brothers. "Do you think that you will be Pharaoh some day or a ruler over us.?"

The other night Joseph had another beautiful dream, when he woke up in the morning, he told his father, "I dreamed that the sun and moon and eleven stars were all bowing down before me."

"What is this dream of yours?" His father said. "Are you going to be Pharaoh one day?" His father wondered.

These nice dreams happened to Joseph because he loved God and he used to pray every night before he went to sleep. You know what, when Joseph grew up he become the second man after the Pharaoh.

Discussion

- 1 - Follow up the story by talking about it with the children.
- 2 - Continue the discussion while they do the activity.

Learning Activities

Colouring Picture.

Lesson No. (6)

God Takes Care of Joseph

References

Genesis 41,42,43,44 and 46.

Notes for Servants

- ★ Joseph faced many troubles in his life: his jealous brothers hated him, they dropped him in a well, they sold him for 20 pieces of silver to the Ishmalites, Potiphar's wife accused him and Potiphar put him into prison.
- ★ Through all those troubles he did not defend himself. However, with faith, God blessed him at the end.
- ★ The Lord was with Joseph and showed him mercy and gave him grace and favour in the sight of the people around him.

Objectives

General: God loves His children.

Specific:

The children will be able to...

- A. Feel that God cares for us all the time and everywhere.
- B. Know that God helps us in time of trouble.
- C. Learn to pray when they are in trouble.

Bible Verse

"Casting all your care upon Him."

1 Peter 5:7

Teaching Aids

- (1) Video.
- (2) Felt figures and flannel Board.

Instruction

- (1) Review last week's lesson.
- (2) Who remembers the verse?
- (3) Remind the children about the church occasions for the coming week.
- (4) Servant do not mention that they put Joseph's coat in blood and told their father that an animal killed Joseph in the desert. This will not be appropriate at their age. Concentrate on God's care for him.

Story Time

Joseph loved his father and always obeyed him. His dad loved him too and made a beautiful coat of many colours for him. Joseph loved his brothers too, but they were mean to him because he has nice dreams and a beautiful coat.

One day, Jacob asked Joseph to take some food to his brothers while they were looking after the sheep. When they saw Joseph coming, they took his coat and they dropped him in a pit (big hole in the ground). Then, they saw a caravan going to Egypt. They took Joseph out of the pit and sold him to these people, who took him to Egypt.

In Egypt the Lord was with Joseph and he found grace in Pharaoh's sight and made him a governor over all Egypt because of his wisdom. Joseph had a lot of food: wheat and corn, while there was a famine (no food) everywhere. When Jacob heard that there is food in Egypt, he sent his sons to Egypt to buy food and wheat, but when Joseph saw his brothers he knew them, but they did not know him.

He gave them what they needed but he wanted to see his father. Joseph ordered his servants to put his silver cup in the sack of his youngest brother. When Joseph's brothers returned to him because of the silver cup, he introduced himself to them, they bowed to him just like in his dreams.

Then, he threw his arms around Benjamin and hugged him, and kissed each of his brothers in turn and wept for joy.

Discussion

- 1 - Follow up the story by talking about it with the children.
- 2 - Continue the discussion while they do the activity.

Learning Activities

Colouring Page.

Little Samuel in the Temple

References

1 Samuel 2:18-3:18.

Notes for Servants

- ★ Blessed are you Samuel because you deserve to be a son for the Lord and serve Him in His Holy Temple, blessed are you Samuel because you lived for God and gave Him your life. You are a chosen vessel for Him between many, blessed are you Samuel, you heard the Lord's voice calling you.
- ★ Please God, close my ears that I may not hear neither the troubled voices of the world nor the voice of the devil, but I ask you Lord to open my ears only to hear Your Holy Voice and listen to You calling my name.

Objectives

General: God's Love and Care.

Specific:

The children will be able to...

- A. Learn that God take care of little children everywhere, and not to be afraid.
- B. Tell how Samuel listened to the voice of God.
- C. Know how God talks to us.

Bible Verse

"Speak Lord; for thy servant hearth"

1 Samuel 3:9

Teaching Aids

Pictures of Samuel Praying.

Instruction

- (1) Review last week's lesson.
- (2) Who remembers the verse?
- (3) Remind the children about the church occasions for the coming week.
- (4) This lesson provides you with an opportunity to teach the children about sitting quietly in church and listen to Abouna talking to God and participate with the deacons in their prayers.
- (5) Teach the children how Samuel loved the temple and took good care of it, kept it clean, put things back where it was after everybody leaves and to fix broken things. We, too, should look after our church and our home.

Story Time

Hannah took her son Samuel and went to see Eli the Priest and she reminded him of her promise to God to give him her son to serve in the temple when he was old enough and can eat and sleep on his own. Everyday Samuel used to go to the temple and pray and look after the pictures, candles, the censer, and incense. He grew up seeing all good things, and he was very happy to be in the temple.

Samuel learned to pray, and because he loved the temple so much his mother gave him to Eli the Priest, who taught him everything he should do. His mother used to visit him once a year and bring him a new coat. Samuel was a very good boy, he cleaned the temple. He would turn the lights off after everyone had left, he looked after the deacon's clothes and he also sets up their books. He did all these things beside his prayers. God loved him, the priest and the people loved him too.

One night after Samuel prayed and went to sleep, he heard a voice calling him, "Samuel ... Samuel," Samuel answered, "Here I am," he ran to Eli the priest and said, "You called me, here I am." Then Eli told him, "I didn't call you, go back to sleep Samuel." Again the Lord called Samuel, "Samuel ... Samuel." Again Samuel went to Eli and told him, "Here I am, you called?" Eli said, "I did not call you my son, go back to sleep." For the third time the Lord called Samuel, but Samuel did not know that God was calling him, Samuel ran to Eli and said, "You called me, and here I am." Then, Eli knew that the Lord was calling Samuel, then Eli told him to go back to bed and if he hears the voice again say, "Speak Lord for thy servant hearth." (Which means talk Lord for your servant is listening).

Samuel did what Eli told him to do. God told Samuel that He loved him very much and that He will make him a prophet. God also told him that he will punish all the bad people.

Samuel was so happy to hear God talking to him. He went back to sleep and had very beautiful dreams.

Discussion

- 1 - Follow up the story by talking about it with the children.
- 2 - Continue the discussion while they do the activity.

Learning Activities

Colouring Page.

Lesson No. (8)

David and Goliath

References

1 Samuel 16:11-13, 17:12-47.

Notes for Servants

- ★ Young David with a pure heart put his life in God's hands, God was the source of his power and strength.
- ★ When we face problems bigger than our capabilities and strength, we should not worry but we should pray to God (the source of our power) with faith that He will help us to overcome any problem.

Objectives

General: Listening to God.

Specific:

The children will be able to ...

- A. Tell how David took care of his sheep.
- B. Sense God's help to David against the lion and the bear.
- C. Feel the love of God in the story.

Bible Verse

"The Lord is my shepherd; I shall not want."

Psalm 23:1

Teaching Aids

1. Felt figures and flannel board.
2. Wooden stick.
3. Flute or recorder.

Instruction

- (1) Review last week's lesson.
- (2) Who remembers the verse?
- (3) Remind the children about the church occasions for the coming week.
- (4) This lesson provide you with an opportunity to teach children about God's love for all of us, and His help to us all the time.
- (5) Teach the children how good it is to pray to God in troubles.

Story Time

In a faraway land, many, many years ago, there was a young boy named David. David was a shepherd. Each day, David took care of a flock of sheep. He fed the sheep. He made sure they had water to drink. When one got lost, David searched until he found it.

David kept his sheep safe from wild animals. Sometimes a lion or a bear came to steal a sheep. David would take his slingshot and a stone and kill the wild animal. David loved his sheep. When the sheep were quiet, David would play music and sing. He sang many songs of thanksgiving and praised God who protects him.

David had seven brothers. Three of his brothers were in the army with King Saul. One day, David's father asked David to take some bread to his brothers and see how they were. Early in the morning, David left his sheep with another shepherd and set out to find his brothers.

David found the army. It was preparing for battle against the Philistines. The Philistines had a giant on their side. He was nine feet tall and his name was Goliath. The whole army was afraid of him. David picked up his bag of stones and the slingshot which had killed the lions and bears. He walked out to meet the enemy soldier.

Goliath saw the boy David coming and laughed at him. He said, "Am I only a dog that you come after me with a stick and stones?"

David answered, "You come against me with a spear and a sword, but I come to fight you in the name of the Lord our God."

Goliath moved to kill David. David ran quickly toward the giant, put his hand into the bag, and picked a round stone. He slung it toward Goliath. It went straight up and struck Goliath in the centre of his forehead. Goliath fell face down on the ground. Little David had killed the giant.

Discussion

- 1 - Follow up the story by talking about it with the children.
- 2 - Continue the discussion while they do the activity.

Learning Activities

1. Let the children act a play about the story.
2. Colouring Page.

Lesson No. (9)

David Become A King

References

1 Samuel 16.

Notes for Servants

- ★ We, as humans, look at outward appearances, but the Lord looks into the heart, where most sins are hiding.
- ★ God, thou hast said: "My son give me Thine heart," please Lord renew my spirit within me.
- ★ God's love for David and his ordination as king instead of Saul who displeased God and angered Him.

Objectives

General: God's love and His care for us.

Specific:

The children will be able to ...

- A. Feel how much God loves David so that He made him King.
- B. Learn that God sees what's inside our hearts and He knows who is good and who is bad.
- C. Understand that God will reward us with good thing if our hearts are good.

Bible Verse

"The Lord is my shepherd I shall not want"

Psalm 23:1

Teaching Aids

- (1) Empty bottle and imagine that there is oil in it.
- (2) Crown either from the church or make one with foil.
- (3) Wooden stick.

Instruction

- (1) Review last week's lesson.
- (2) Who remembers the verse?
- (3) Remind the children about the church occasions for the coming week.
- (4) This lesson teach children about the holy anointing through priesthood.

Story Time

A long time ago, there was a good man named Samuel. He loved God and God loved him., because of his goodness God made him a prophet and gave him the power to see the future.

One day God told Samuel that King Saul has become very bad and was doing evil things. "I want you to anoint another King," said the Lord. Samuel went to Bethlehem where David lived with his father Jesse and his brothers; David was the youngest among his brothers. The people wondered why Samuel went to Jesse's home and they followed him ... he asked them to pray.

Samuel met Jesse and told him God would choose one of his sons to be the king. Jesse showed seven of his son's to Samuel. One was tall, one had a strong body, one had big muscles, but God did not choose any of these to be the king because God does not care if we are tall or short, strong or weak. God looks inside our hearts to see how good we are. Samuel asked Jesse about David, Jesse was surprised and told Samuel that David was just a little boy that looks after the sheep on the farm. Samuel told Jesse to send for David. When David came, Samuel put his hand on his head and anointed him with oil. Then he put a crown on his head and made him king.

Discussion

- 1 - Follow up the story by talking about it with the children.
- 2 - Continue the discussion while they do the activity.

Learning Activities

Colouring Page.

Lesson No. (10)

The Little King Joash

References:

2 Kings 11 & 12.

Notes for Servants

- ★ We may face so many people who want to destroy us, and take our belongings or positions, but God will always protect His children and fight for us.
- ★ When we face problems bigger than our capabilities and strength, we should not worry, but we should pray to God -the source of our power- with faith, that He will help us to overcome any problem.

Objectives

General: Listening to God.

Specific:

The children will be able to...

- A. Know how Joash was raised in the Temple.
- B. Tell how God gave him his throne.
- C. Explain why he was a good King.

Bible Verse

“The Lord is my shepherd; I shall not want.”

(Psalm 23:1)

Teaching Aids

1. Felt figure and flannel board.
-

Instruction

- (1) Review last week's lesson.
- (2) Who remembers the verse?
- (3) Remind the children about the church occasions for the coming week.

Story Time

In the southern kingdom of Judah, Athaliah, the daughter of Jezebel, wanted to be queen. She had every rival killed, including her own grandsons. Jezebel's daughter managed to save her smallest son, Joash, and hid him in the temple, where he was brought up by the high priest, Jehoiada.

For six years, Athaliah ruled as queen of Judah. Then, Jehoiada called all the royal guards and the priests to the temple and led them before Joash, the late King's son. He handed each captain a shield and spear, and reminded the soldiers that the weapons had been King David's and that the boy was of David's family. Then, Jehoiada placed the crown on his head and everyone shouted: "Long live the king!"

Athaliah heard the shouting and hurried to the temple. "Treason!" She called out, as she saw the new King standing by a pillar. But, Jehoiada ordered two guards to take Jezebel outside the temple and kill her.

Once he was king, Joash had all Athaliah's temples of Baal destroyed. He ordered the great Temple to be repaired and had a chest placed beside the altar, so that people could leave money offerings to God inside it.

But in time he too did wrong and God punished him. The Syrians invaded Judah and Joash was killed by his own servants.

Discussion

- 1 - Follow up the story by talking about it with the children.
- 2 - Continue the discussion while they do the activity.

Learning Activities

Activity Sheet.

Lesson No. (11)

Jesus's Love for Children

References

Matthew 19:13-15.

Notes for Servants

- ★ Jesus loves the little children, He has different opinion about childhood than ours. He knows that the child is a pure heart, sincere, humble, obedient, that is why he said, "For of such is the Kingdom of heaven."
- ★ God helps us to be like them, to take their blessings and be careful for not to offend them by any means.

Objectives

General: Jesus loves all of us especially little children.

Specific:

The children will be able to ...

- A. Understand that Jesus was born and grew up like any one of them.
- B. Feel the love of God through your service.
- C. Know that as God loves us, we should love one another.

Bible Verse

**"Suffer little children,
and forbid them not to come unto me."**

Matthew 19:14

Teaching Aids

- (1) Picture for Jesus with the children.
 - (2) Felt figures and flannel board.
-

Introduction

- (1) Review last week's lesson.
- (2) Remind the children about the church occasions for the coming week.
- (3) Ask the children how much they think their parents love them? How their relatives love them? Then, ask them if there is anybody loves them more than parents and relatives?
- (4) Show them pictures of Jesus with the children and ask them, what do they see and how to walk

with Jesus (disciples - people -children)

Story Time

Once upon the time, Jesus was visiting a small town, the little children knew that Jesus coming to visit their town. They were very happy, they loved so much to see Jesus and talk to him. They started to prepare every thing for this great guest.

- + Guess what did they do?
- + What would you do if Jesus is coming to visit you?

They cleaned the streets, made decorations, they put on their best clothes, put flowers everywhere. They were waiting but they could not wait to see Jesus and take blessings from Him when He put His hand on top of their heads.

How can we reach Jesus? They asked themselves and they decided to go in between the people. When Jesus arrived, all the sick people crowded around Him, they wanted Him to heal them, and they thanked Him and felt happy. The children gathered together to see Jesus and some climbed trees and some went up on high buildings and some went in between people's legs to see Jesus.

Discussion

- 1 - Follow up the story by talking about it with the children.
- 2 - Continue the discussion while they do the activity.

Learning Activities

Colouring picture.

The Guardian Angel

References

Matthew 4:6, 18:10; Synexarium Part I, Babah 12

Notes for Servants

- ★ The angels are always praising and glorifying God. We wish we could do the same thing. We should not only wish to see them, but also to be like them. One of the saints said, "Whoever sees his sins before him all the time is a lot better than he who see angels."
- ★ God loves us all very much and He wants us to be saved. That is why He gave us His body and His blood and He did not give it to the angels. Intercede on our behalf, O Archangel Michael, that God may forgive us our sins.

Objectives

General: God and His Angels.

Specific:

The children will be able to ...

- A. Know God give everyone of us a special angel to protect him called the guardian angel.
- B. Believe that the guardian angel help and comforts us when we are in trouble.
- C. Learn to talk to their angels and take them like their friends.

Bible Verse

"For Mine angel shall go before thee"

Exodus 23:23

Teaching Aids

1. Icons for the Angels.
2. Felt Figures and Flannel Board.

Introduction

- (1) Review last week's lesson.
- (2) Remind the children about the church occasions for the coming week.
- (3) Everyone has a Guardian Angel that is sent from God to guard and protect us from the devil who is bad and wants to hurt us. We must please our Guardian Angel by obeying God.

Story Time

There was a man and his wife who used to help the poor and make a large supper for them on every feast for the Archangel Michael. They did this every year. It so happened that one year, they did not have any money or food to prepare supper for the poor, and they were very sad.

They decided to sell their clothes and use the money to prepare for the supper. The angel appeared to the man and asked him to go and buy a lamb, a fish and some bread and pay part of the price. He went and did what the angel told him.

The man's wife cooked the food for the feast and their house was full of poor people who came to eat. However, because there were so many people, the man felt there was not enough food for everyone. The angel appeared to him again and asked him to go in the kitchen and serve the poor people. He went to the kitchen praying. He opened the kitchen, and found a big surprise ... a large amount of food for him and all his guests. Everyone ate and were very happy. They all thanked God for His care.

The Angel appeared to him a third time in very bright white clothes, and told him to open the mouth of the fish. Inside the fish the man found a large amount of money. He paid for all the food he owed money for and he bought new clothes for his wife and himself and gave some of the money to the church.

Discussion

- 1 - Follow up the story by talking about it with the children.
- 2 - Continue the discussion while they do the activity.

Learning Activity

Colouring Picture.

Lesson No. (13)

Balaam and the Angel

References

Genesis 28:10-21.

Notes for Servants

- ★ "The LORD also will be a refuge for the oppressed, a refuge in times of trouble." (Psalm 9:9).
- ★ In the times of problems and suffering, we should always remember that God allow it for our testimony. We should not lose faith, but we should remember that God allows provide way out.

Objectives

General: God and His Angels.

Specific:

The children will...

- A. Learn that God send His angels to stop others from hurting us.
- B. Know that God can let animals to proof His power.
- C. Feel save at all times.

Bible Verse

"For mine angel shall go before thee."

Exodus 23:23

Teaching Aids

1. Felt figures and flannel board
 2. Picture of the lesson.
-

Introduction

- (1) Review last week's lesson.
- (2) Remind the children about the church occasions for the coming week.
- (3) Emphasise how helpful angels are and how they prevented Balaam form going to the king.

Story Time

The Israelites in their way from Egypt to the land which God promised them they passed by the land was called Moab. Balaam was a good man who lived there and knew the true God.

The King of Moab and all people were afraid of the Israelites. They wanted them to say away from their land. The king knew that Balaam is able to bless and curse and God listen to him. The king send group of the people to Balaam to come and curse the Israelites so they might be defeated and leave Moab.

Balaam told them to stay overnight and he will give them the answer from God. God talked to Balaam and told him to not go and do not curse the Israelites because they are blessed people. In the morning Balaam told them go back to the king and tell him that the Lord refuse to let me go with you.

The king did not give up. He send to him one more time more people and told him that the king will give anything you want. Balaam told them nothing can make me disobey my Lord. But you may stay here tonight and will see what the Lord will tell me.

In the morning rode his donkey and went with them. God was angry and send his angel to stop him. The donkey saw the angel and refuse to go the way Balaam wanted. Three times Balaam hit the donkey.

God gave the donkey voice and the donkey asked Balaam why he hit him. Did I ever disobey you before. Balaam said "no". Then God opened Balaam's eyes to see the angel who blocked the donkey's way

Discussion

- 1- Follow up the story by talking about it with the children.
- 2- Continue the discussion while they do the activity.
- 3- Train the children to pray before sleep, so they may have sweet dreams.

Learning Activities

Colouring Picture.

Lesson No. (14)

Jacob and the Angels

References

Genesis 28:10-21.

Notes for Servants

- ★ "In the multitude of my thoughts within me thy comfort delight my soul" (Psalm 94:19).
- ★ In the times of problems and suffering, we should always go to God because no one will comfort us as He does. We should not lose faith and hope, but we should remember how many times God saved us.
- ★ When our troubles are over we should always give thanks unto God for his mercy and comfort.

Objectives

General: God's love and care.

Specific:

The children will...

- A. Learn that God comforts us when we are in trouble.
- B. Know that God sent the Angels to help and protect us.
- C. Feel safe at all times.

Bible Verse

"For mine angel shall go before thee."

Exodus 23:23

Teaching Aids

1. Felt figures and flannel board
2. Picture of the lesson.

Introduction

- (1) Review last week's lesson.
- (2) Remind the children about the church occasions for the coming week.
- (3) Give the children an idea about the desert and what is in there (i.e. sand, sky, wild animals, hot weather, cold weather, darkness, no people, no houses, no streets, no plants, no water, no food, etc.)
- (4) Give the children an idea about the angels and their work, especially in helping and comforting us.
- (5) Emphasise how beautiful angels are and how they comforted Jacob.

Story Time

Once upon a time there was an old man named Isaac who had two sons: Esau and Jacob. When the time came for Jacob to marry his father sent him away to find a wife.

Jacob went to visit his uncle who lived in another country and stay there for sometime. Jacob hugged his parents and kissed them and took some food and water to drink on his way. This was the first time for him to travel alone and he was scared of the wild animals in the desert.

(Explain that Jacob was afraid because he was alone and away from his home and God sent his angels to comfort him. Do not mention the birth right or that Esau wanted to kill him.)

When the night came it was so dark and cold and he could not find a place to sleep. He missed his bed so much! He stopped and prayed to God and went to sleep on the ground with no bed or covers.

While he slept he had a very nice dream. He saw a very long staircase going up to heaven and many bright angels going up and down in white clothes.

After that, he saw God coming down to him and say, "Jacob, do not be afraid, I love you, I will take care of you all the time and I will give you this place to be your home."

Next, the angels came to him and told him, "Jacob you are lucky. God loves you and he talked to you, do not be afraid of anything."

Jacob woke up very happy and he said, "I have to build a church for God in this nice place." He took a long stick and put it in the ground so he could build a church when he returns. He prayed to thank God for his love and care and went his way to visit his uncle.

Discussion

- 1- Follow up the story by talking about it with the children.
- 2- Continue the discussion while they do the activity.
- 3- Train the children to pray before sleep, so they may have sweet dreams.

Learning Activities

Colouring Picture.

Lesson No. (15)

The Angel Frees St. Peter

References

Act 12:1-17.

Notes for Servants

- ★ The Church prayed for the safety of St. Peter, so we should pray for whom we serve and their safety.
- ★ Sometimes the person who is exposed to temptation is weak, the church must care (as it prayed for Peter.)
- ★ You should pray and feel safe when you are in trouble; have faith in God.

Objectives

General: God and His Angels

Specific:

The children will be able to ...

- A. Believe that God answers our prayers.
- B. Care about others and pray for them.
- C. Learn how to pray for others.

Bible Verse

"For mine Angel shall go before thee"

Exodus 23:23

Teaching Aids

Felt Figures and Flannel Board.

Introduction

- (1) Review last week's lesson.
- (2) Remind the children about the church occasions for the coming week.
- (3) Give the children an idea about the disciples.

Story Time

The Bible told us about one of the disciples whose name was Peter. He loved Jesus very much and he was telling people every thing about Jesus. There was a very bad king, who did not like Peter, so he tied his hands and his feet and put him in prison. He closed the big door and he put strong guards at the door, so he could not escape.

Peter was not afraid because he knew that God loves him and cares about him. Before he went to sleep he prayed and remembered the verse saying, "For mine Angel shall go before thee," and Peter went to sleep.

Peter's friends and all the church gathered together and prayed all night for God to save him and bring him back .

Suddenly, in the prison, a very bright heavenly light shown ... God sent his Angel (servant give a description of the angel). The angel had come to free Peter. Peter was asleep, the angel woke Peter up ... Peter opened his eyes and saw the angel in front of him, he could not believe his eyes ... was this a real angel? The angel told him, "Let's go fast," ... Peters hands and feet became free.

The Angel told Peter to follow him. Peter obeyed the angel full of surprise. He followed the angel and when they came to the big door, the angel opened it for him ... then the angel left.

Peter went back to his friends and they were very happy, and they knew that God loves them all and cares about them.

Discussion

- 1 - Follow up the story by talking about it with the children.
- 2 - Continue the discussion while they do the activity.

Learning Activities

Colouring Picture.

Lesson No. (16)

Review

References

Lesson 2 to 15.

Notes for Servants

- ★ Review your spiritual life, prayers, fasting, spiritual readings, confession, and communion.
- ★ Review your service in relation with preparing the lessons, your relationship with your students and reaching out for them when they do not come to the Sunday School.

Objectives

General: Review and emphasize the main theme for this period.

"God's Love and Care. God and His Angels"

Specific:

The children will be able to ...

- A. Review some of the lessons.
- B. Tell some of the stories.
- C. Memorize the verses.

Bible Verse

Review memorizing the following verses:

"For mine angel shall go before thee."

Exodus 23:23

"The Lord is my shepherd"

Psalm 23:1

"I am the Good Shepherd"

John 10:11

"It is I; be not afraid"

Matthew 14:27

"I am The Lord that health thee"

Exodus 15:26

Teaching Aids

Prepare all the teaching aids to review as many as possible of the previous lessons.

- (1) Name the lesson to review such as "The Guardian Angel", using the teaching aid as help.
- (2) Ask questions and let the children answer or answer it yourself as part of the review.
- (3) Make sure that children have gained a spiritual growth from the lesson, virtue such as loving one another, and good habits such as staying quiet in church.
- (4) Repeat the same steps with every lesson that you will be able to review based on the available time.
- (5) Remember that we review the spiritual gain for the children more than testing their knowledge.

Learning Activities

Colouring Picture.

Lesson No. (17)

Virgin Mary and the Angel

The Annunciation

References

Luke 1:26-45.

Notes for Servants

- ★ God loved St. Mary because she was very humble. We should humble ourselves before God that He may have mercy on us.
- ★ Let us meditate in St. Mary's saying, "Behold, the handmaid of the Lord", and apply it in our service.
- ★ St. Mary is full of love, when she knew from the Angel that Elizabeth is pregnant she forgot herself and her own baby and she went immediately to help her .

Objectives

General: To share with the church the joy of Christmas and be ready for it.

Specific:

The children will be able to

- A. Understand what Christmas is all about.
- B. Feel the importance of Christmas to us.
- C. Start fasting if they did not fast yet.

Bible Verse

" Blessed art thou among Women. "

Luke 1:28

Teaching Aids

- a) Make two wings, let one of the children dress in them. Choose one of the girls to act as St. Mary.
- c) Servant talks while children acting. St. Mary is praying and her hair is covered in a vial, use a strong light when angel comes and St. Mary looks afraid at first. Then silence, her joy in the angel annunciation.

Introduction

1. Let the children feel the happiness and joy of the annunciation, let them feel happy to wait for Jesus's birth.
2. You can start making the manger. You may need carton box, some hay, and figures: Baby

Jesus, St. Mary, Joseph, some animals.

Story Time

A long time ago, there was a young girl, her name was Mary. She had been promised in marriage to a man named Joseph, she lived in a town called Nazareth. One day something unusual happened to her while she was praying, She saw a bright light and then Archangel Gabriel appeared to her and told her, "Rejoice, be happy, God is with you."

St. Mary was a little afraid, she asked the angel what did this mean, "Why do you tell me these strange things?" The angel said, "Mary do not be afraid, God is very pleased with you and you are going to have a baby boy and his name will be called Jesus."

St. Mary was surprised to hear these words and she asked, "How can this be?" The angel told her Jesus will be a holy baby, He is the son of God. The angel also told her good news about her cousin Elizabeth, she was very old and also was pregnant with a baby that she wanted for a long time. St. Mary told the angel, "I am God's servant. May everything happen as what God wants." After that the angel left her and she was very happy.

St. Mary knew that her cousin Elizabeth is an old woman, and she never had children before and she will need help. She could not wait, she hurried to visit her cousin Elizabeth who was staying in a town in the hills. When Elizabeth saw her coming she was very happy and she was suddenly filled with the Holy Spirit. She ran to welcome Mary and told her: "You are blessed among women you are the mother of our Lord. When you greeted me just now, my child leaped for joy inside me. How important it is for a woman to believe in God, for you and I are proof that God can make wonderful things happen!"

Discussion

- 1 - Follow up the story by talking about it with the children.
- 2 - Continue the discussion while they do the activity.

Learning Activities

Colouring Picture.

Lesson No. (18)

The Angels and the Shepherds

References

Luke 2:8-20.

Notes for Servants

- ★ We should be awake and watching over our spiritual life.
- ★ The awake shepherds became companion for the angels, when they came to wake us up from our sins.

Objectives

General: Jesus's birth was a great joy for heaven and earth.

Specific:

- The children will be able to ...
- A. Understand what is Christmas all about.
 - B. Feel the importance of Christmas to us.
 - C. Live the joy of Christmas.

Bible Verse

**" Glory to God in the highest and on earth peace,
goodwill toward men. "**

Luke 2:14

Teaching Aids

- (1) Video.
- (2) Felt figures and flannel board.
- (3) You may prepare wings, white clothes, strong light, pictures of sheep, and a flute.
- (4) You can make a manger out of a carton box.

Introduction

- (1) Review last week's lesson.
- (2) Remind the children about the church occasions for the coming week.
- (3) Give an idea about the shepherds, how do they take good care of their sheep. how do they feed them, take them to different places (fields) to eat and play, protect them, when it is cold they warm them by burning wood. The sheep love their shepherd, they feel happy, and also sleep well

when they are close to their shepherd.

(4) Appearance of many angels. There was great joy in the heaven when Jesus came for us, the angels came to tell the shepherds the good news. Suddenly there was a multitude of angels singing "Glory to God ..."

(5) It was great joy to see baby Jesus and offer gifts to Him.

Story Time

A long time ago, there were some good shepherds. Every morning they take their sheep to the fields where they eat and play. At night, the shepherds stay awake to protect their sheep. One night, while the shepherds were awake, they saw a shining light, they were scared ... an angel appeared to them and told them, "Do not be afraid, I bring news of great joy to all the people", then the angel told them that the Saviour Jesus Christ the Lord was born, go fast to see him and be happy with us.

The shepherds were very happy, they asked the angel about the place where Jesus was born. The angel told them that the Son of God was born in Bethlehem. Suddenly a multitude of angels appeared praising the Lord and saying, "Glory to God in the highest and on earth peace, goodwill toward men."

Then, the angel left them, the shepherds were very happy and they said, "Let us go to Bethlehem and see this thing that has happened." They hurried off ... they found St. Mary, St. Joseph and the baby Jesus in the manger with the animals and they were happy it was the first Christmas; it was Jesus's birthday. The shepherds were so happy and praised the Lord for all the wonderful things they had seen and heard.

Discussion

- 1 - Follow up the story by talking about it with the children.
- 2 - Continue the discussion while they do the activity.

Learning Activities

Colouring Picture.

Lesson No. (19)

God on His Throne in Heaven

and all the heavenly hosts around Him

References

Revelation 4 and 7.

Notes for Servants

- ★ St. Paul could not describe the beauty of heaven but he said, "But as it is written, eye hath not seen, nor ear heard, neither have entered into the heart of man, the things which God hath prepared for them that love him." (1 Cor 2:9).
- ★ We should open our hearts to experience the life in heaven which we are preparing ourselves for and that will fill us with joy and help us to describe it to our little children in a suitable way for their imagination.

Objectives

General: Make the children love the Paradise of Heaven, or the Paradise of Joy.

Specific:

The children will be able to ...

- A. Imagine the beauty of heaven and the glory of God.
- B. Love to go and see what is in there.
- C. Know some knowledge about the heavenly hosts.

Bible Verse

"Praise him in firmament of his power."

Psalm 150:1

Teaching Aids

1. Felt figures and flannel board.
2. Picture shows the beauty of heaven. It is very important to give the children the right impression about heaven. Pictures should show Jesus, Angels, and the heavenly hosts.
3. Servant may make some angels' wings, let some kids wear them, let them sing the song that they love and enjoy. It is very important to create a happy environment, you too should be happy and smiling.

Instruction

- (1) Review last week's lesson.
- (2) Who remembers the verse?
- (3) Remind the children about the church occasions for the coming week.

- (4) Let children play and imagine that they are in heaven, this will make them feel happy.
- (5) Teach the children to respect the church and to stand up during prayer, because God is also present between us, even if we do not see Him, but He sees us.
- (6) We should participate in church prayers and songs.

Story Time

Once upon a time there was a very good boy whose name was John. He went to church every Sunday, took communion, and went to Sunday School every week. John loved God so much, and he also knew that God loves us so much. John wanted very much to see Jesus and His angels.

One night he prayed to God before he went to sleep, that God would let him see his place in heaven. While he was sleeping he had a dream. He saw his guardian angel coming, and asked him, "Do you want to see heaven and Jesus?" John answered, "Yes, please."

The angel took him on a very nice trip to heaven, where he saw a very beautiful door and two angels guarding it. The guardian angel told the other two angels at the door, "Please open the door for John, Jesus loves him so much and wants him to see heaven."

The two angels opened the door for them. When they entered, John was surprised to see everything beautiful and bright, the land was covered in green and wonderful colours everywhere. He saw angels in their bright white clothes, and he felt so happy there. The angel and John walked to Jesus' place, and on their way they found two rows of angels bowing down, worshipping, and singing saying: "Holy, Holy, Holy, Lord of Hosts ... etc." They saw Jesus sitting on a beautiful golden throne (chair), and shining light brighter than the sun around him. John saw twenty four priests, and four saints: St. Matthew, St. Luke, St. Mark, St. John. He saw a lot of people, and all of them were very happy, singing with the angels: "Holy, Holy, Holy, Lord of Hosts ... etc."

When Jesus saw John, He hugged him, and told him, "I'm so happy because you always pray, you go to church and stay quiet and nice there, and you obey your parents." John was so happy, he asked his angel if he could stay there forever. The angel told him, "I will come to you again to take you to live in heaven when your life is finished, but you have to stay good all the time as you are now so you may come and stay here forever."

Discussion

- 1 - Follow up the story by talking about it with the children.
- 2 - Continue the discussion while they do the activity.

Learning Activities

Colouring Picture.

Lesson No. (20)

Jesus Meets John the Baptist

References

Matthew 3, Mark 1, Luke 3, John 1.

Notes for Servants

- ★ It is surprising that the Lord humbles Himself and empties Himself and asks John the Baptist whom He created to baptize Him.
- ★ By baptism, we are born anew and we put on the robe of righteousness and purity which we lost and by Holy Chrism we are established in Christ so that we may lead a life of holiness.
- ★ Note how gentle and quiet Jesus was when He talked with John.

Objectives

General: The effect of baptism in our lives.

Specific:

The children will be able to ...

- A. Understand that we all must be baptised.
- B. Learn a little about baptesim.
- C. Know that baptism makes us all brothers and sisters in Christ.

Bible Verse

" This is my beloved Son, in whom I am well pleased. "

(Matthew 3:17)

Teaching Aids

The icon of baptism surrounded with candles. The children carry the icon and go around saying, "Epiphany feast, Epiphany feast" while holding candles in their hands.

Introduction

- (1) Review last week's lesson.
- (2) Who remembers the verse?
- (3) Remind the children about the church occasions for the coming week.
- (4) Servant shows the children that the rite of baptism is performed by immersion three times.

Story Time

John was the son God gave to Elizabeth and Zechariah. When John grew up, he began his special work. He began to tell people to get ready for the Saviour. John went into the desert to preach to the people. John wore clothes made of camel's hair. He wore a leather belt around his waist. He ate grasshoppers and wild honey.

Many people came to hear John preach. John told them, "You are all sinners-every one of you. Turn away from your sins. Turn to God. Ask God to forgive your sins. Be baptized and receive God's forgiveness."

People walked up hills and down valleys to hear John. Many believed John's message from God. These people wanted to be baptized. They wanted God to forgive their sins.

So, John baptized them. He baptized them in the Jordan River. John baptized so many people that they called him John the Baptizer.

Some people thought John was the Christ - the Saviour God had promised long ago. John told them, "I am not Christ. He is much greater than I. I am not good enough to even carry His sandals. I baptize with water, but he will baptize you with the Holy Spirit."

A little later Jesus came to John. Jesus was about 30 years old. It was time for Him to begin His work as the Saviour. Jesus found John at the Jordan River. Jesus asked John to baptize Him.

John said, "I need to be baptized by You, but You want me to baptize You?" Jesus said, "God wants it this way." So, John baptized Jesus.

After Jesus was baptized, He came out of the water. Then the sky above Him opened up. The Holy Spirit came down in the form of a dove and rested on Jesus. Then, a voice came from heaven. The voice said, "You are My own dear Son. I am pleased with You." Now John was sure that Jesus was the promised Saviour.

Discussion

- 1 - Follow up the story by talking about it with the children.
- 2 - Continue the discussion while they do the activity.

Learning Activities

Colouring page.

Lesson No. (21)

How to Pray

References

Matthew 5:34.

Notes for Servants

- ★ Beloved servant, God gave us a gift that is prayer in which we communicate with Him and submit our souls to him.
- ★ Did you use this gift of grace and keeping yourself as a good branch in the tree of life?

Objectives

General: God's love and His care for us.

Specific:

The children will be able to ...

- A. Understand our relationship with God and why we pray.
- B. Sense that God does not like bad words.
- C. Know that God loves us even when we do bad things.

Bible Verse

"Swear not at all"

Matthew 5:34

Teaching Aids

Felt figures and flannel board.

Instruction

- (1) Review last week's lesson.
- (2) Who remembers the verse?
- (3) Remind the children about the church occasions for the coming week.
- (4) This lesson teach children how to pray.
- (5) Teach the children how good it is to pray to God.

Story Time

Once upon a time there were two sisters who loved each other and always prayed together before they went to sleep, one named Mary and the other named Nancy.

Mary used to close her eyes, stop moving and stand still when she prayed, but her sister Nancy used to pray while her eyes were opened and looking around, also she had a very bad habit, she used to swear. Nancy asked Mary why she prayed for such a long time while she prayed so quickly. Mary told her when she closes her eyes she sees Jesus, the angels, and all the saints around Him. Nancy wondered why she did not see all these good things Mary saw. Mary told her that maybe she was doing something that upset Jesus.

That same night while the two sisters were sleeping, Nancy saw that heaven was opened and beautiful angels came down to her and told her that Jesus loved her very much but he is unhappy because she swears and she would not be able to talk again until she stops swearing. Then, the angel went away.

Nancy tried to talk but could not, she cried a lot and prayed in her heart, because she was not able to talk. She prayed to God to forgive her sin and make her able to talk again. After a while the angel came down again and told her that Jesus has heard her prayer then he touched her tongue and she started to talk again, she knelt down on her knees and thanked Jesus and promised never to swear again.

Next morning Nancy woke up and told her sister all about her dream, and since that day she learned how to stand still, and always closed her eyes when she prayed.

Discussion

- 1 - Follow up the story by talking about it with the children.
- 2 - Continue the discussion while they do the activity.

Learning Activities

1. Let the children practice standing for prayer.
2. Colouring Page.

The Miraculous Catch of Fish

References

Luke 5:1-11.

Notes for Servants

- ★ "At thy word I will let down the net." (Luke 5:5)
- ★ Peter said, "Master, we have toiled all night and we have taken nothing." We also should add, "Lord, we have not only worked all our lives and we have taken nothing, but also we may be losing."
- ★ True love is the net which attract the others to the Lord Jesus Christ.

Objectives

General: God's love and His care for us.

Specific:

The children will be able to ...

- A. Tell that Jesus has the power to do miracles to help us.
- B. Learn that the disciples obeyed Jesus.
- C. Know that Jesus gives us everything we need.

Bible Verse

“At thy word, I will let down the net.”

(Luke 5:5)

Teaching Aids

1. Felt figures.
2. You may use a small net and some plastic fishes.
3. Act like fishermen: lay down the net and catch fish.

Introduction

- (1) Review last week's lesson.
- (2) Remind the children about the church occasions for the coming week.
- (3) Give the children an idea about the sea: fish live in the sea, fishing (catching fish) with the use of nets, fishermen do their fishing at night when the fish can't see the net.
- (4) Servant show the children, by acting, how fishermen lay their net. Let them imagine the fish trying to get out of the net.
- (5) Explain to the children that God created fish for us to eat and the fishermen's job is to catch fish for us. When they get money they buy food and clothes for their children, (no fish ... no food.).

(6) Teacher should prepare the appropriate questions to emphasize the objectives during the lesson.

Story Time

Simon Peter was a fisherman, at night he used to take his friends fishing and in the morning they would sell the fish and buy food for their families.

One night they took two boats to go fishing because they were sure that they would catch lots of fish. They tried all night long and they did not sleep one second. They went everywhere in the sea even in far places, but they could not even catch one fish. They were so tired and so sad (no fish, no money to buy food). In the morning they gave up and decided to go home.

When they reached the shore (land) they found Jesus teaching people, Simon and his friends felt happy to see Jesus and they told him everything that happened to them. Jesus told them, "I will come with you to help you."

They obeyed Jesus when He told them to drop their nets down again. Simon Peter waited a little while before he pulled the net. He could not take it out because it was so heavy. So, he called all his friends in the other boats to help him, but the net was still too heavy even for all of them. Finally, they got it out. It was a very nice surprise for them, the net was full of all kinds of fish, they filled Peter's boat and they still had more fish, so they filled the second boat. They were all very happy and they thanked Jesus so much for His help.

Discussion

- 1 - Follow up the story by talking about it with the children.
- 2 - Continue the discussion while they do the activity.

Learning Activities

Colouring Picture

Lesson No. (23)

Jonah and The Great Fish

References

The Book of Jonah.

Notes for Servants

- ★ You cannot seek God's love and runaway from Him at the same time. Jonah soon realized that no matter where he went, he could not get away from God.
- ★ Jonah had ignored God and rebelled against Him, but God still showed him compassion. When we ignore God, He may punish us but He will show compassion and forgive us if we return from our sins.
- ★ Despite the wickedness of the Ninevite people, they opened their hearts for God's message. We, also should open our hearts for His messages everyday, and every hour.

Objectives

General: God is everywhere and can see everything.

Specific:

The children will be able to ...

- A. Know that God loves us even when we do bad things.
- B. Find out that God will send somebody to tell us when we do something wrong.
- C. Learn about fasting and confession.

Bible Verse

"Salvation is of the Lord."

Jonah 2:9

Teaching Aids

Felt figures and flannel board.

Instruction

- (1) Review last week's lesson.
- (2) Who remembers the verse?
- (3) Remind the children about the church occasions for the coming week.

Story Time

Jonah was going about his daily work when God spoke to him. "Jonah," He said. "I want you to go to Nineveh. The people there are wicked. Tell them that their city and everything in it will be destroyed within 40 days." "Why choose me, Lord?" Jonah replied. "Why should I, an ordinary Jew in Israel, go to preach about God to people I don't know, who live far away, and who are not even Jews and don't believe in You? Besides, You are a kind and merciful God; You would never wipe out a whole city like that."

He decided not to go. He was afraid of God's anger, and tried to escape by going on board a ship bound for Tarshish, in the opposite direction to Nineveh. The ship set sail and Jonah fell asleep. Suddenly a great storm blew up and the captain shook Jonah awake. "Come," he said. "Perhaps it's your God who is angry with us." Jonah prayed, but the storm grew worse. "Look," he said to the sailors, "I know it's my fault; you had better throw me overboard." The sailors did not want to do that, so they rowed hard, trying to get back to land, but the hurricane blew more fiercely than ever, so they threw Jonah overboard.

The winds died down at once. At first Jonah floated on the waves, but not for long. A great fish, like a whale, came and swallowed him up, and for three days and three nights he lay inside its belly. Then the fish spat him out, onto the beach.

Again God commanded Jonah to go to Nineveh, and this time he obeyed at once. He arrived at the great city and walked through the streets, calling out, "In 40 days Nineveh will be destroyed!"

The people who heard him were afraid, for they believed in God's power. They took Jonah to the king, and the king ordered that every man and woman in the city to pray for forgiveness for their wickedness, to fast, and resolve to begin a new life. God was pleased with their fast and prayers that He spared Nineveh. God taught Jonah that he have to obey Him in everything.

Discussion

- 1 - Follow up the story by talking about it with the children.
- 2 - Continue the discussion while they do the activity.

Learning Activities

Colouring Page.

Jesus Heals a Crippled Man

References

Luke 5:17-26.

Notes for Servants

- ★ We all can be crippled by sin to the degree that we do not realize we are in sin at all and we need someone to take us to Jesus to heal us.
- ★ As servants and friends we should take our crippled friends to Jesus to heal them. If we cannot take them physically, we should take them in our prayers.
- ★ You should pray for your family members, your friends, your Sunday School children and especially your enemies.

Objectives

General: God's love and His care for us.

Specific:

The children will be able to ...

- A. Tell that Jesus has the power to do miracles to help us.
- B. Learn that we should pray for the sick.
- C. Know that Jesus forgives us our sins.

Bible Verse

“Thy sins are forgiven thee.”

(Luke 5:20)

Teaching Aids

1. Felt figures.
2. You may use a small net and some plastic fishes.
3. Act like fishermen: lay down the net and catch fish.

Introduction

- (1) Review last week's lesson.
- (2) Remind the children about the church occasions for the coming week.
- (3) Teacher should prepare the appropriate questions to emphasize the objectives during the lesson.

Story Time

Some teachers of the Scriptures and some men who strictly obeyed all the rules of their religion had heard about Jesus and came to listen to him. They came from every town in Galilee and Judea and from the city of Jerusalem. They were sitting and listening to Jesus teach, and God gave him the power to heal sick people.

Some men came, carrying a crippled man on a cot. They tried to take him into the house in order to bring him to Jesus, but they could not get through the crowd. So they carried him up on the roof and made a hole there by taking away some of the tiles. Then they let him down on his cot into the crowd of people in front of Jesus. When Jesus saw how much faith they had, he said to the man, "My friend, your sins are forgiven."

The teachers of the Scriptures and those who strictly obeyed the rules of their religion began to say to themselves, "Who does this man think he is? Only God can forgive sins. This man has done a terrible thing. He claims to be equal with God."

Jesus knew what they were thinking, and so he said to them, "Why do you think such things? Is it easier for me to say, 'Your sins are forgiven' or to say, 'Get up and walk'? I will now prove to you that God's Chosen Man has the right to forgive people who sin." So he said to the crippled man, "Get up! Pick up your cot and go home!"

At once the man got up while everyone was looking on. He picked up his cot and went home, praising God. The people who saw Jesus heal the man were completely amazed, and they were also very much

afraid. They said, "Praise God! We have seen wonderful things happen today!"

Discussion

- 1 - Follow up the story by talking about it with the children.
- 2 - Continue the discussion while they do the activity.

Learning Activities

Colouring Picture

Lesson No. (25)

Jesus Heals an Infirm Man at Bethesda

References

John 5:1-15.

Notes for Servants

- ★ If Jesus has no authority over illness, he would not ask the sick person, "Do you want to be whole?"
- ★ Sometimes we like to be sick and we do not want to be healed. Sometimes we get used to being sick and we do not want any other way.
- ★ If the sick person felt in his heart should know that it was God who healed him, not the doctor or the medicine, he would be thankful to the Loving Lord.
- ★ If we have faith that Jesus is Almighty and the Shepherd of our lives, we would not be disturbed by illness because Jesus is our healer.

Objectives

General: God's love and His care for us.

Specific:

The children will be able to ...

- A. Know that God loves and cares for the sick.
- B. Understand God's power over illness.
- C. Learn to pray when they get sick or for any sick person.

Bible Verse

“I am The Lord that healeth thee”

(Exodus 15:26)

Teaching Aids

Felt figures and flannel board.

Introduction

- (1) Review last week's lesson.
- (2) Remind the children about the church occasions for the coming week.
- (3) Give an idea about the pool and how the angel healed the sick.
- (4) Jesus' compassion on the sick people and His love for them.
- (5) The condition of the sick person for 38 years and how he was tired and lost hope.
- (6) Teacher should prepare the appropriate questions to emphasize the objectives during the

lesson.

Story Time

In Jerusalem, by the sheep market, there was a pool called, in the Hebrew tongue, Bethesda, 'having five porches.' In these lay a great multitude of sick folk that were paralysed, blind and sick in some way, waiting for the moving of the water.

An angel would come down at a certain time into the pool and trouble the water. Whoever first steps in after the water was troubled was made whole of whatever disease they had. There was a certain man, who had a sickness for thirty eight years.

When Jesus saw him lying beside the pool. He knew that he had been there for a long time. He said to him, "Do you want to be made whole?" The sick man answered, "Sir, I have no man to put me into the pool, when the water is troubled. Every time I try to go in, another steps down before me."

Jesus said to him, "Rise, take up your bed, and walk." Immediately after Jesus said that the man was made whole, took up his bed and walked.

Discussion

- 1 - Follow up the story by talking about it with the children.
- 2 - Continue the discussion while they do the activity.

Learning Activities

Colouring Picture.

Lesson No. (26)

The Healing of a Nobleman's Son

References

John 4:46-53.

Notes for Servants

- ★ If we have faith in Christ we would not get disturbed when we get sick because he is the Good Shepherd of our lives.
- ★ What is more wonderful than asking God's help in the time of illness rather than asking man's help.
- ★ If God does not want me to live, what is life to me?

Objectives

General: God's love and His care for us.

Specific:

The children will be able to ...

- A. Know that God loves and cares for the sick.
- B. Understand God's power over illness.
- C. Learn to pray when they get sick or for any sick person.

Bible Verse

“I am the Lord that healeth thee.”

(Exodus 15:26)

Teaching Aids

Felt figures and flannel board.

Introduction

- (1) Review last week's lesson.
- (2) Remind the children about the church occasions for the coming week.
- (3) Tell the children how much Jesus loves the sick.
- (4) People must believe in Jesus and have faith in Him.
- (5) Give the children an idea about the sacrament for the sick.
- (6) Teacher should prepare the appropriate questions to emphasize the objectives during the lesson.

Story Time

At the time of Jesus, there was a nobleman who was a very good person. He was obedient, gentle and was loved by all his friends and neighbours. He had a little beautiful son whom he loved from all his heart. The little boy was very nice and like his father, he smiled all the time. He always listens to his father and mother.

One day, he became very sick. He could not walk or play because he had to stay in bed. The medicine did not help him. He started getting worse day after day. The nobleman was very sad about his son. Some of his friends told him to go to Jesus and He will heal him.

(Let the children imagine the atmosphere in any house where there is a sick person.)

The nobleman rode his horse and went to Jesus and asked him, "Please Lord, help me. My son is dying!" Jesus told him, "Go back to your house and your son will live."

(Show the faith of the nobleman and how he trusted Jesus when he told him his son will be healed.)

It was 3 o'clock in the afternoon and the nobleman believed Jesus. So, he went on his way home as fast as he could to see his son. What a big surprise! He found his family and friends there waiting for him on the street to tell him that his son was healed. He asked them what was the time when he was healed, and they told him it was 3 o'clock in the afternoon. That was the same time Jesus told him that his son would be healed.

The nobleman was very happy. He hugged his son and thanked God for what he had done for him.

Discussion

- 1 - Follow up the story by talking about it with the children.
- 2 - Continue the discussion while they do the activity.

Learning Activities

Colouring Picture.

Lesson No. (27)

Jesus Heals the Man Born Blind

References

John 9:1-41.

Notes for Servants

- ★ We can be blinded by sin to the degree that we don not realize it.
- ★ We should not look at other people's illnesses or disabilities as punishment from God for their sins, but possibly is meant to be for God's glory.
- ★ Sometime other people's disabilities is for our benefit, for us to realize God's mercy for us and to give us a chance to pray for these people.

Objectives

General: God's love and His care for us.

Specific:

The children will be able to ...

- A. Tell that Jesus has the power to do miracles to help us.
- B. Learn that we should pray for the sick.
- C. Know that Jesus forgive us our sins.

Bible Verse

“I am the light of the world.”

(John 9:5)

Teaching Aids

1. Felt figures.
2. You may use a small net and some plastic fishes.
3. Act like fishermen: lay down the net and catch fish.

Introduction

- (1) Review last week's lesson.
- (2) Remind the children about the church occasions for the coming week.
- (3) Teacher should prepare the appropriate questions to emphasize the objectives during the lesson.

Story Time

As Jesus and his followers were walking along through the city of Jerusalem, they a man who had been born blind. Jesus' followers asked Him, "Teacher, why was this man born blind? Was it because he sinned or because his parents sinned?"

Jesus answered, "Neither his sins nor his parents' sins have anything to do with his blindness. He is blind so that God can show his power and heal him. As long as it is day, we must do the work of God, who sent me into the world. Night is coming when no one can work. While I am in the world, I bring light to the world."

After Jesus had said this, he spat on the ground and made some mud with the spit. He rubbed the mud on the man's eyes, then said to him, "Go and wash your face in the Pool of Siloam." (The name Siloam means "Sent.") The man went and washed his face, and when he came back, he could see. Then his neighbours and the people who had seen him begging asked one another, "Isn't he the man who used to sit and beg?" Some of the people said, "Yes," but others said, "No, he just looks like him." But the man himself said, "I am the one who used to sit and beg." The people then asked him, "How is it that you can now see?" He answered, "The man named Jesus made some mud, rubbed it on my eyes, and told me to go to the Pool of Siloam and wash my face. I went, and as soon as I had washed my face, I could see." "Where is that man?" they asked. He answered, "I don't know."

When Jesus met him again asked him, "Do you put your trust in God's Chosen Man?" He answered, "Sir, tell me who he is, so that I can put my trust in him." Jesus said to him, "You have already seen him. He is the one who is talking with you now." "I put my trust in you, Lord!" the man said, and he knelt down to worship Jesus.

Jesus said, "I came into this world to be a judge, so that people who are blind could see and people who see would become blind."

Some of the men there heard Jesus say this, and they asked him, "Do you think we are blind too?" Jesus answered, "If you were really blind, you would not be guilty of sin. But you claim that you can see, and that means that you are still guilty of sin."

Discussion

- 1 - Follow up the story by talking about it with the children.
- 2 - Continue the discussion while they do the activity.

Learning Activities

Colouring Picture

Lesson No. (28)

Jesus Raises the Dead

References

Luke 8:40-56.

Notes for Servants

- ★ God does not perform a miracle unless it is necessary, and for the benefit of the believers.
- ★ The Jews asked Him once to perform a miracle, but He did not answer them, because they wanted to test Him only.
- ★ The miracle of raising the dead is to prove to people His power and authority over death.

Objectives

General: God's power and His care for us.

Specific:

The children will be able to ...

- A. Express how they feel when someone is sick.
- B. Explain how the people felt before and after this miracle.
- C. Pray when some one is sick.

Bible Verse

"I am the way, the truth, and the life."

John 14:6

Teaching Aids

Felt figures and flannel board.

Introduction

- (1) Review last week's lesson.
- (2) Remind the children about the church occasions for the coming week.
- (3) Teacher should prepare the appropriate questions to emphasize the objectives during the lesson.

Story Time

One day while Jesus was teaching, Jairus, a ruler of a synagogue, fell at Jesus' feet. He begged Jesus to come to his house because his only daughter, a girl of about 12, was dying.

As Jesus was on His way the crowds began to gather around Him. And a woman who had been bleeding for 12 years came up and touched Jesus' cloak. Immediately her bleeding stopped.

When Jesus asked who touched Him, the woman fell at His feet, trembling. In the presence of all the people she told why she had touched Jesus and how she had been instantly healed.

Jesus said to her, "Your faith has healed you. Go in peace."

While Jesus was still speaking, a man came from Jairus' house and said to him, "Your daughter is dead. Don't bother the teacher anymore."

But Jesus said to Jairus, "Don't be afraid, just believe, and she will be healed."

When they came to the house, they found it filled with people. Women were crying and weeping, and men were playing funeral music. Jesus said to them, "Stop wailing; she is not dead but asleep."

The people thought it was foolish to say the girl was asleep. They knew she was dead. So they laughed at Jesus. Jesus told them all to leave the house.

He went with the father and the mother and Peter, James, and John into the room where their dead daughter lay. He took her by the hand and said, "My child, get up!"

At once the girl got up. Jesus had made the girl alive again. Her parents were astonished.

Discussion

- 1 - Follow up the story by talking about it with the children.
- 2 - Continue the discussion while they do the activity.

Learning Activities

Activity Sheet.

Lesson No. (29)

Jesus Meets Zacchaeus

References

Luke 19.

Notes for Servants

- ★ God cares about us more than we care about ourselves. It is He who passes under the sycamore tree to invite Zacchaeus to stay at his house.
- ★ Jesus our Lord would travel long distances to save someone and return them back to the flock. He walked a long way and sat by the well to speak to the Samaritan woman.

Objectives

General: Lord Jesus Christ's love for sinners.

Specific:

The children will be able to...

- A. Honour and respect guests when they visit them.
- B. Show love and kindness to them and make them happy.
- C. Welcome their friends when they visit them.

Bible Verse

"Seek, and ye will find."

(Luke 11:9)

Teaching Aids

1. Felt figure and flannel board.
2. Video.

Instructions

- (1) Review last week's lesson.
- (2) Remind the children about the church occasions for the coming week.
- (3) Teacher should prepare the appropriate questions to emphasize the objectives during the lesson.

Story Time

Zacchaeus was a rich, short man. He longed to see Jesus. He entered his office and was thinking deeply. They asked him, "What is the matter Uncle Zacchaeus? What are you thinking about today." He said to them, "I desire to see Jesus." They all laughed. "You want to see Jesus?! Is it possible?" He said, "Why do you laugh?" Their answer was, "Because you love yourself only. Jesus says: Love one another." Zacchaeus said, "Well, I am ready to change my way of living. I am sure that I will see Jesus." He said, "Seek, and you shall find."

"We heard that he will enter Jericho today". When Zacchaeus heard this, he ran quickly out of his office. He saw a crowd of people coming from a distance. "What is the matter?" He asked. He was told that Jesus was coming. He thought for awhile and said, "Now, I am very short; how can I see Jesus among the crowds?" He ran ahead of the crowd and climbed a sycamore tree to see Jesus, who would be going that way. It was difficult to climb. He made a great effort to climb that tree. He made the attempt many times and at last, he managed to climb the tree.

The crowds came near. There were many children, women, men and young men that surrounded Jesus. They loved Jesus so they followed him everywhere. The crowds passed the sycamore tree. All the people stopped walking because Jesus looked up. Zacchaeus saw him and recognized him. He thought that Jesus was lifting up his eyes to pray, but Jesus was looking at him. How wonderful! Jesus said to him, "Hurry down, Zacchaeus"

'How did he know my name? Well, He's Jesus the Lord.' Zacchaeus thought. Zacchaeus was very happy, he hurried down and bowed down to Jesus. Jesus said, "Because you love me and made the effort to come to see me, I will go to your house and bless you." Jesus said, "I will stay in your house today and I will have supper."

Zacchaeus welcomed him with great joy. He made a huge banquet (describe it). Zacchaeus served him. (Explain how Zacchaeus welcomed Jesus and his joy and what words you think he used to make Jesus and the guests happy).

Discussion

- 1 - Follow up the story by talking about it with the children.
- 2 - Continue the discussion while they do the activity.

Learning Activities

Colouring Page.

Lesson No. (30)

Review

References

Lesson 21 to 34.

Notes for Servants

- ★ Review your spiritual life, prayers, fasting, spiritual readings, confession and communion.
- ★ Review your service in relation with preparing the lessons, your relationship with your students and reaching out for them when they do not come to Sunday School even by the phone.

Objectives

General: Review and emphasize the main theme for these two periods.

"God and His Angels & God's Great Power."

Specific:

The children will be able to...

- A. Review some of the lessons.
- B. Tell some of the stories.
- C. Memorize the verses.

Bible Verse

Review memorizing the following verses:

"The Lord is my Shepherd."

Psalm 23:1

"Swear not at all"

Matthew 5:34

"Salvation is of the Lord."

Jonah 2:9

"At thy word, I will let down the net."

Luke 5:5

"Thy sins are forgiven thee."

Luke 5:20

"I am The Lord that healeth thee"

Exodus 15:26

"I am the light of the world."

John 9:5

"I am the way, the truth, and the life."

John 14:6

"Seek, and ye will find."

Luke 11:9

"Hosanna! Blessed is He who come in the name of the Lord"

Mark 11:9

"He is not here: for he is risen"

Matthew 28:6

"Go into all the world and preach the gospel."

Mark 16:15

Teaching Aids

Prepare all the teaching aids to review as many as possible of the previous lessons.

- (1) Name the lesson to review such as "The Guardian Angel," using the teaching aid as help.
- (2) Ask questions and let the children answer or answer it yourself as part of the review.
- (3) Make sure that the children have gained a spiritual growth from the lesson, virtue such as loving one another and good habits such as staying quiet in church.
- (4) Repeat the same steps with every lesson that you will be able to review based on the available time.
- (5) Remember that we review the spiritual gain for the children more than testing their knowledge.

Learning Activities

Colouring Picture.

Lesson No. (31)

Mary sat at the Lord Jesus' feet

References

Luke 10.

Notes for Servants

- ★ Dear servant, do you really like to sit at Jesus' feet and listen to His word and learn from Him? Do you want to fill yourself with Him and be with Him all the time? Or are you like Martha ... busy with the material things, even in the service rather than God Himself.
- ★ His Holiness Pope Shenouda said, "Many people serve the house of the Lord, and a few serve the Lord of the house."

Objectives

General: Our Love to the Lord Jesus.

Specific:

The children will be able to ...

- A. Understand that God loves to talk to us all times.
- B. Feel that our God is loving and His words are very sweet.
- C. Know why we read the Bible? To listen to Jesus.

Bible Verse

“Mary has chosen that good part”

Luke 10:42

Teaching Aids

Teacher to prepare his own.

Instruction

- (1) Review last week's lesson.
- (2) Remind the children about the church occasions for the coming week.
- (3) When we go to church we must not be distracted with playing and leave Christ.
- (4) Teacher should prepare the appropriate questions to emphasize the objectives during the lesson.

Story Time

Jesus and His disciples were travelling to Jerusalem to go to the Temple. In their way Jesus decided to visit His friend Lazarus and his family. Jesus Loved Lazarus very much. Lazarus had two sisters Mary and Martha. Mary loved the Lord Jesus.

(Remind the students that Mary and Martha had a brother named Lazarus who died and was resurrected by our Lord Jesus after 4 days. tell the story briefly.)

The Lord and His disciples entered the house Lazarus and sisters greeted Him. Then the two sisters got busy preparing food for dinner and cleaning the house for the guests to eat and have some sleep. While the two sisters were working Mary heard the Lord started to teach. At once she stopped working and went fast and sat down at his feet listening to His words.

(Our beloved Jesus is very kind. He came for us and saved us. We must love Him and listen to His words as Mary did.)

Martha continued to prepare the food clean the house. After sometime she was tired working alone. She went to our Lord Jesus and complained that her sister left her working alone. The Lord Jesus told her that her sister did the right thing. When God speaking we should leave everything and listen. Then Jesus told her why don't you come and join us and when we finish both of you can go and finish the work together.

If we choose to be with our Lord Jesus, then He will be with us forever. He will give us happiness, and peace and fulfil all our needs. It is not right that while the Lord Jesus is in the house, to be busy with something else. We should remember while we are in the church, we must not be busy with our friends; but we should pray to our Lord Jesus Christ. Let us learn from Mary that when we pray or read the Bible or come to church, we must not get distracted with anything or anyone else except the Lord Himself. Let us only pay attention to Him as Mary did.

Discussion

- 1 - Follow up the story by talking about it with the children.
- 2 - Continue the discussion while they do the activity.
- 3 - Discuss with the children how they should listen in the church during the Holy Mass and in Sunday School during the lesson.

Learning Activities

Colouring Page.

Lesson No. (32)

On Palm Sunday

References

Luke 19:29-44, Mark 11:1-11.

Notes for Servants

- ★ The Lord Jesus' Disciples and the people in Jerusalem received him with joy. Let us also be joyful when we take communion because we are actually taking Jesus our Lord inside us.
- ★ We remember the victorious entrance of our Lord, God and Saviour Jesus Christ, close to his final stay on earth in the flesh.

Objectives

General: God's love and His care for us.

Specific:

The children will be able to ...

- A. Understand that Jesus is the great King.
- B. Know how to prepare themselves to receive Jesus.
- C. Sense that Jesus becomes upset when people sin, do bad things or wrongdoings.

Bible Verse

“Hosanna! Blessed is He who come in the name of the Lord”

(Mark 11:9)

Teaching Aids

1. Picture.
-

Instruction

- (1) Review last week's lesson.
- (2) Remind the children about the church occasions for the coming week.
- (3) Describe in detail the entrance of the Lord Jesus Christ to Jerusalem as mentioned in Luke 19:29-44.
- (3) Teacher should prepare the appropriate questions to emphasize the objectives during the lesson.

Story Time

The disciples did everything Jesus told them to do. They brought the colt (baby donkey), they put their clothes on it and the Lord Jesus sat on it. They were singing with joy: "Blessed is the King who comes in the name of the Lord" (Luke 19:38). And the multitudes that went before, and that followed, cried out, saying, "Hosanna to the Son of David! Blessed is He who comes in the name of the Lord! Hosanna in the highest!" (Matthew 21:9).

'Hosanna' means 'save us.' In this statement it means, "Glory to our Saviour." Among the people, who were rejoicing and receiving the Lord with songs were the seventy apostles and many people who were healed. Some people were ones who rose from the dead like Lazarus and many more people who were visiting Jerusalem to celebrate the Passover feast (a major Jewish feast) which was a few days away.

(Let the children close their eyes and imagine Jesus entering Jerusalem and let them explain to you what they saw.)

When Jesus our Lord arrived in Jerusalem, there was no place prepared for him. But the Lord Jesus went directly to the temple. When he arrived, he found people buying and selling in it. He kicked them out saying that his house is a house of prayers and he cleaned the temple from all the bad things. This shows us that when we receive our beloved Jesus in our life we are cleansed from all our sinfulness. It is exactly like the light, when it is put on in a room, all the darkness immediately disappears.

When we go to church, the house of God, we must be exceedingly glad. We are not going because it becomes a routine for us to go to church every Sunday. We must appreciate that when we go to church, we are entering a very honoured and blessed place to take special blessings in our life. We are meeting the Lord Jesus, the King of Kings, in the church.

When we take communion we actually receive the Lord Jesus himself. We have to be very happy, humble and peaceful to receive the Lord Jesus in our hearts.

On Palm Sunday we rejoice and become exceedingly glad holding palm branches. Jesus teaches us to be humble. Instead of riding a horse like a King should, He used a colt to teach us about humility.

Discussion

- 1 - Follow up the story by talking about it with the children.
- 2 - Continue the discussion while they do the activity.

Learning Activities

Colouring Page.

Lesson No. (33)

Indeed He Is Risen

References

Matthew 28:1-20, Luke 24:1-12.

Notes for Servants

- ★ Our Master Jesus Christ arose from the dead by Himself. He did not need the angel to remove the stone from the door of the tomb. The angel came only to make the announcement, but Jesus arose from the dead with the stone at the door of the tomb which indicates to us his unlimited power. Therefore, we have to recognize that behind the Cross. There is also the glory of the resurrection which is a source of great joy for us.
- ★ Every Sunday, it is a celebration in memory of the Resurrection of our Saviour Jesus Christ from the dead.

Objectives

General: The joy of Resurrection.

Specific:

The children will be able to...

- A. Tell what we remember on Easter Sunday.
- B. Tell what happened to Jesus after He died.
- C. Express their joy that Jesus is alive.

Bible Verse

“He is not here: for he is risen”

(Matthew 28:6)

Teaching Aids

The picture of Palm Sunday, Crucifixion and Resurrection.

Instruction

- (1) Review last week's lesson.
- (2) Remind the children about the church occasions for the coming week.
- (3) Show first the picture of Palm Sunday and the joy people had when they received Jesus. Then, show the picture of Crucifixion and the sadness in it. Lastly, show the picture of the Resurrection and the happiness in it.
- (4) Teacher should prepare the appropriate questions to emphasize the objectives during the lesson.

Story Time

It was very early Sunday morning. Soldiers were guarding the grave of Jesus. All at once the ground shook. A bright shining angel came from heaven. He rolled the stone away from the grave. The soldiers were very scared. They fell to the ground and then they ran away.

Some women were walking to the grave that morning. They carried spices to put on Jesus' body. They asked one another, "Who will roll the big stone away for us?" But when the women got there, they saw that the stone had been rolled away and all the soldiers had left.

Mary Magdalene thought someone had taken Jesus. She went to tell Peter and John. The other women looked into the grave. They saw two angels sitting there. One angel said, "I know you are looking for Jesus. But He is not here. He has risen just as He said He would. Go and tell His disciples." At once the women ran to tell the disciples.

Mary Magdalene did not know that Jesus had risen. She told Peter and John that His body was missing. Peter and John ran to the grave. Mary followed behind. They saw the clothes Jesus had been wrapped in. It was folded neatly. But they did not see Jesus and they did not see the angels.

Then, Peter and John went home, but Mary stayed by Jesus' grave. Mary was crying. When she bent over to look inside the grave, she saw two angels. One of them asked her, "Why are you crying?" Mary answered, "Jesus is missing. They have taken Him away. I don't know where He is."

Just then Mary turned around. She saw a man standing behind her. Mary thought He was the gardener. He asked, "Who are you looking for?" Mary said, "If you took Jesus away, tell me where you have put Him."

The man said, "Mary!"

Now Mary knew He was Jesus. She cried, "Master! My dear Lord!" Now, Mary was so happy! Jesus told her, "Tell My disciples that I am alive."

Discussion

- 1 - Follow up the story by talking about it with the children.
- 2 - Continue the discussion while they do the activity.

Learning Activities

Colouring Page.

Lesson No. (34)

ST. MARK THE APOSTLE

References

The story of the Coptic Church, Iris El Massry.
St. Mark, H.H. Pope Shenouda III.

Notes for Servants

- ★ May we have such service full of love and sacrifice! This is a strong zeal that St. Mark and of all the holy men of the church have!
- ★ As the Lord was with St. Mark in his service and helped him to endure all pains and sufferings because he was honest and sincere, the Lord will also be with us if we are honest and sincere in our service.

Objectives

General: How Christianity came to Egypt.

Specific:

The children will be able to ...

- A. Learn that St. Mark was one of the seventy, he wrote one of the four Gospels and he was the first Pope of Egypt.
- B. Understand the meaning of the word 'preach.'
- C. Talk to their friends about God.

Bible Verse

“Go into all the world and preach the gospel.”

Mark 16:15

Teaching Aids

An icon or a picture of St. Mark - Candles are to be lit and put around it.

Instruction

- (1) Review last week's lesson.
- (2) Remind the children about the church occasions for the coming week.
- (3) Servant give the main events in St. Mark's life briefly - his martyrdom and how Christianity came to Egypt.
- (4) Teacher should prepare the appropriate questions to emphasize the objectives during the

lesson.

Story Time

St. Mark was one of the seventy apostles whom the Lord Christ chose. He witnessed the miraculous works of Christ such as healing the sick and raising the dead.

After Christ's resurrection and ascension and the coming of the Holy Spirit, St. Mark came to Egypt to speak to the Egyptians about Christ. The first city he went to was Alexandria, the city close to his homeland.

In Alexandria, he prayed for his mission and message. He walked in the streets of the city until his sandals were worn out. Annianus, the shoemaker, mended St. Mark's sandal but the needle pricked his hand while mending the sandal and he cried out, "The One God." The apostle put some mud on his finger and he was healed at once.

The shoemaker was amazed to hear St. Mark speaking about Jesus and to be healed by the power of Christ. St. Mark told him about the many miracles performed by Christ. The shoemaker and his household believed. Annianus was ordained a bishop. Christianity spread and Christians grew in number.

Discussion

- 1 - Follow up the story by talking about it with the children.
- 2 - Continue the discussion while they do the activity.

Learning Activities

Colouring Page.

Lesson No. (35)

The Lord Hears Our Prayers

References

Matthew 6:9-13.

Notes for Servants

- ★ We should experience the power of prayers in our general life in order to teach our children about it.
- ★ Prayer is a communication between man and God, to express his love and pour himself in His hands.

Objectives

General: God's love and His care for us.

Specific:

The children will be able to ...

- A. Know that prayer is talking to Jesus to tell him everything that happened to us.
- B. Feel how important is God in our lives.
- C. Understand that we need to pray when we are tired or sick.

Bible Verse

"The Lord is my Shepherd."

Psalm 23:1

Teaching Aids

Felt figures and flannel board.

Instruction

- (1) Review last week's lesson.
- (2) Who remembers the verse?
- (3) Remind the children about the church occasions for the coming week.
- (4) This lesson provide you with an opportunity to teach children to memorize the Lord's prayer.
- (5) Teach the children how good to pray to God. When do we pray? Why do we pray?
What do we say when we pray?

Story Time

Once upon a time there was a rich family, and they had fine children, they were good people who loved God and used to pray everyday. One day their father became very sick and the children prayed for their dad that he may get well soon, but he was sick for a long time. He could not work and they spent all their money buying medicine for him.

One day they did not have enough food to eat, and the children said to each other, "We should go to the church and pray." They went to the church and waited till everyone went home ... then they stood in front of the altar, prayed and cried to God to heal their father, and give them money to buy food; they said the Lord's prayer. They left their address on the Altar, so Jesus might send them food and money.

At the same time, there was a nice lady, who heard the children praying with tears, God put in her heart to help them. She took their address and she went to their home bringing them lots of food and some money. At the same time another surprise happened, God heard the children's prayers for their father and healed him. He got well again and everybody was happy for God's care and love for them.

Discussion

- 1 - Follow up the story by talking about it with the children.
- 2 - Continue the discussion while they do the activity.

Learning Activities

1. Let the children practice standing for prayer.
2. Colouring Page, review the story with the children who needs more attention individually.

Lesson No. (36)

Nobody Listened to God

References

Matthew 5:1-12.

Notes for Servants

- ★ Beloved servant, we teach the children to listen to God when He talks to them, do we give Him the chance to talk to us? Do we open the Bible to hear what He wants to say to us.
- ★ The Bible is the main source of our spiritual life. As we feed our bodies daily to keep it healthy, we should feed our souls daily to grow spiritually.

Objectives

General: Listening to God when we do anything.

Specific:

The children will be able to ...

- A. Understand that we should do what God says all the time.
- B. Know that they are listening to God when they come to church.
- C. Know that they are listening to God in Sunday School.

Bible Verse

“Blessed are the pure in heart: for they shall see God.”

Matthew 5:8

Teaching Aids

None.

Introduction

- (1) Review last week's lesson.
- (2) Remind the children about the church occasions for the coming week.
- (3) Teacher should prepare the appropriate questions to emphasize the objectives during the lesson.

Story Time

The teacher heard a scream, she looked around the room. She could hardly believe what she saw. In the corner of the room near the toy box, Kenny and Jimmy were fighting over a truck. "Give me the truck," said Kenny. "No, I had it first," Jimmy answered holding the truck tightly.

The teacher walked over to the boys and asked them, "Boys, are you listening to God?" The boys stopped fighting and looked up to the teacher. "Listening to God?" Asked Kenny. "But I can't hear God."

"Never heard God talk?" The teacher looked surprised. "Well, maybe you weren't listening the right way. Come over here, boys."

Kenny and Jimmy followed the teacher to her desk. "Can you tell me what this book is?" Looking at the book Kenny said, "Oh, yes, I can. That's the Bible."

"Yes," said the teacher. "The Bible is God's Book. That's how he talks to us, in the Bible. We don't listen to God like this," the teacher is cupping her hand to her ear.

The boys were listening now. They wanted to know what God said in the Bible. The teacher told them that the Bible said little boys shouldn't fight and argue. They should always share their toys.

The teacher asked the boys if they understand what God is saying and they both nodded their heads and were going to share the toys.

Later in the day, the children were playing in the playground. As the teacher looked around she saw one little girl, Sara, pick up a handful of sand and throw it at another girl. The teacher walked over to the sandbox and Sara said that she did not throw the sand. Sara was lying. "Sara," the teacher's face was sad, "you aren't listening to God. In the Bible, God says we need to tell the truth." Sara was a little girl who loved God very much and she was very sad that she lied. When the teacher asked Sara if she threw sand, Sara told the truth, since she loved God very much.

When it was time to clean up the room, most of the children were helpers, but not Joe. Joe was standing in the middle of the room crying. "I can't find my car, I looked everywhere." The teacher asked all the boys and girls if they had seen Joe's car. David said that he saw Tommy playing with it. The teacher asked Tommy if he had seen Joe's car. Tommy slowly pulled the car out of his pocket. The teacher asked Tommy if he was listening to God when he took the car. Tommy answered no because he cannot hear God. The teacher looked to the class and asked them how we hear God. Many children raised the hands. The teacher asked Jamie to give the answer. Jamie answered, "We don't listen to God with our ears. We listen to God in the Bible."

"That's right," the teacher answered saying that God tells us not to take things that don't belong to us. Tommy went to Joe and said that he was sorry.

The teacher reviewed what had happened during the day and the lessons they had learned about **listening to God.**

Discussion

- 1 - Follow up the story by talking about it with the children.
- 2 - Continue the discussion while they do the activity.

Learning Activities

Colouring Page.

Lesson No. (37)

The Ascension

References

Luke 24:44-53.

Notes for Servants

- ★ The Lord Jesus ascended to heaven to prepare a place for each one of us. If we follow His way on earth we will be with Him in heaven.
- ★ Have you been thinking about your place in heaven, did you prepare yourself for it?
- ★ We should not concentrate on worldly matters such as food, clothes and outside appearance, but on helping the poor and the needy which will build a treasure for us in heaven.

Objectives

General : Our hearts will be filled with joy every time we look up to heaven because this is our future since the Lord had prepared a place for us there.

Specific:

The children will be able to ...

- A. Know the Ascension and how it is important to us.
- B. Know that Jesus went up to heaven to prepare a place for us.
- C. Understand that we must be good and help others to go there.

Bible Verse

"And they worshipped him, and returned to Jerusalem with great joy."

(Luke 24:52)

Teaching Aids

1. Lesson's Picture.
2. Teacher may prepare other required material.

Introduction

- (1) Review last week's lesson.
- (2) Remind the children about the church occasions for the coming week.
- (3) Teacher should prepare the appropriate questions to emphasize the objectives during the lesson.

Story Time

Jesus remained on earth for forty days after His resurrection, showing Himself to His disciples and to those who had loved Him during His life on earth. There were some among them who still did not dare to believe that He had returned. Then, when they saw Jesus with their own eyes, they fell on their knees and worshipped Him.

He had done everything that the prophets in the Old Testament said He would. He had brought light into the world and had won people back to God by dying for them on the cross. He had founded His kingdom. He had brought love and joy and peace into the world.

On the last day Jesus led His disciples to a hill outside Jerusalem. He raised His arms and blessed them. Then He said, "All power on heaven and on earth has been given to Me. You must go now, and call new disciples to follow you from all the nations of the earth and baptize them in the Name of the Father and of the Son and of the Holy Spirit. Teach them to do everything I have told you to do. And remember, I will always be with you, even to the end of the world."

As He said these words, a cloud came down from heaven and hid Him from their sight. The cloud became a light and filled the sky, the earth and covered everything on the earth with glory.

Discussion

- 1 - Follow up the story by talking about it with the children.
- 2 - Continue the discussion while they do the activity.

Learning Activities

Colouring Page.

Lesson No. (38)

The Giving - Alms

Elijah and the Widow

References

1 Kings 17.

Notes for Servants

- ★ When the widow gave a handful of flour to Elijah, the Lord blessed her flour. For the little you give it will be given to you a lot for the rest of your life.
- ★ We should ask ourselves, are we too ready to give the Lord the most valuable things? Our life, our possessions and time.

Objectives

General: Giving to the needy.

Specific:

The children will be able to ...

- A. Learn to offer their help to the needy.
- B. Know why we give donation in the church.
- C. Help their friends when they need their help.

Bible Verse

“For God Loveth a cheerful giver”

(2 Corinthians 9:7)

Teaching Aids

Felt figures and Flannel board

Introduction

- (1) Review last week's lesson.
- (2) Remind the children about the church occasions for the coming week.
- (3) Ask your children if they have a handful of flour, how many loaves can you make out of it?
- (4) Teacher should prepare the appropriate questions to emphasize the objectives during the lesson.

Story Time

Once upon the time there was a Prophet named Elijah (a Prophet means man of God.) He used to see the future and take messages from God to deliver to the people. Elijah came a long time before Jesus.

One time there was no rain, the land was very dry. There was no corn or wheat or any plants. There was famine (a great hunger among people) and people did not have food to eat.

As we know God never leaves His children without food. So, God told Elijah to go a small city where he will find a widow who would look after him. Elijah obeyed God and went to that city and met the widow, he asked her to give him food.

The widow told him that she had nothing left except a handful of flour and very little of oil that will make a loaf of bread for her and her son. They will eat it and die. Elijah told her make bread for him first and God will bless her flour and oil. She obeyed him and made him a loaf of bread first. She was surprised to see the jars of flour and oil were filled again. Each time she used the flour and the oil it will refill itself again.

Discussion

- 1 - Follow up the story by talking about it with the children.
- 2 - Continue the discussion while they do the activity.

Learning Activities

Colouring Page.

Lesson No. (39)

The Feast of Pentecost

The Holy Spirit Came As Tongues of Fire

References

Acts 2:1-4.

Notes for Servants

- ★ All the Sunday school servants should be exactly as the disciples were. Unity is very important for the church, the faithful people and also for the servants. (Ephesians 4:1-6).
- ★ We have to take this chance to renew the act of the Holy Spirit in both the fruitful service and the good act.

Objectives

General: Indicate the work of the Holy Spirit in us.

Specific:

The children will be able to ...

- A. Recognize that the Holy Spirit is the Spirit of God.
- B. Learn about the blessings of the Holy Spirit.
- C. Know that we received the Holy Spirit when we were baptized.

Bible Verse

"But Ye shall receive power, after that the holy Ghost is come upon you"

(Act 1:8)

Teaching Aids

Picture of the lesson.

Introduction

- (1) Review last week's lesson.
- (2) Remind the children about the church occasions for the coming week.
- (3) We have been filled with the Holy Spirit after our baptism and when we received the Holy Miron oil.
- (4) Teacher should prepare the appropriate questions to emphasize the objectives during the lesson.

Story Time

Jesus commanded His disciples to stay in Jerusalem until they received the Holy Spirit. The twelve disciples, together with men and women, spent the day of Pentecost praying and waiting the Holy Spirit.

Suddenly, a strong earthquake happened on that day. The wind was so strong and blew loudly. Then, tongues of fire came down from heaven and laid down on the house, where the disciples gathering. It divided into shapes as tongues and entered into every one, as a result of that everyone of the disciples talked in different languages. It sat upon each of them and they were filled with the Holy Spirit and began to speak with other tongues.

Jewish people from all over the world came to Jerusalem because their feast (the Jewish fifth feast) comes fifty days after Easter. They call it the Planting day and all the Jewish people offer some of their wheat to the temple. Many people were gathered around the home where the disciples were gathered, they were amazed for how the disciples from Galilee could speak different languages.

Discussion

- 1 - Follow up the story by talking about it with the children.
- 2 - Continue the discussion while they do the activity.

Learning Activities

Colouring Page.

Lesson No. (40)

Alms - The Feast Cake

References

Matthew 6:1-4, 2 Corinthians 9:7.

Notes for Servants

- ★ Let us meditate in the lives of the saints and martyrs, they had reached a great level of giving that they gave up everything, even their souls, for the sake of our Lord Jesus Christ.
- ★ Are we willing to give Him, not everything, but at least some of our time and energy to live with Him and serve Him.

Objectives

General: How Christianity came to Egypt.

Specific:

The children will be able to ...

- A. Know the meaning of giving to others, specially the needy.
- B. Learn that when they give others anything, they should give with gladness.
- C. Know that giving should be quietly and in secret.

Bible Verse

“For God Loveth a cheerful giver”

(2 Corinthians 9:7)

Teaching Aids

None.

Introduction

- (1) Review last week's lesson.
- (2) Remind the children about the church occasions for the coming week.
- (3) Teacher should prepare the appropriate questions to emphasize the objectives during the lesson.

Story Time

Once upon a time there were two good friends, one named John and the other George. A few days before Easter they spend some time together to discuss how they would celebrate the feast. They agreed that George will pass by John and go together to church to attend the holy mass. On Easter eve, George went to John's house to pick him up. On their way to the church George started to tell his friend about the food his mother prepared for the feast and about the cake she made for them. Then he asked John :

George: Did your mother make a cake for Easter?

John : No.

George: Why?

John : Because we are poor, we can not afford to make a cake.

George: Did you buy new clothes?

John : No .. I'll wear my old clothes.

George felt so bad about his friend, and he was thinking about him all through the mass. He was praying hard for him. When he went back home, he told his parents about John's family. George suggested to give half of their cake to John, his mother said it is a good idea but even better if we made a whole cake for him. Then George asked his father permission to give John some of his new clothes, his father was very happy and agreed with him.

On Easter day, George woke up very early and wraps the new clothes and took the cake and went to John's home :

George : Good morning John and Happy Easter.

John : Same to you.

George : I brought a nice gift for you.

John : What is it ?

George : Open it.

John opened the present. He was very happy to get new clothes and all his family enjoyed the cake. George and John spent a good time together. When George went home his parents asked him about his day, George said this was the best day in his life. He was so glad because he could make his friend happy.

Discussion

- 1 - Follow up the story by talking about it with the children.
- 2 - Continue the discussion while they do the activity.

Learning Activities

Colouring Page.

Lesson No. (41)

Obedience

John The Short

References

Synixcarim.

Notes for Servants

- ★ No one knows the meaning of "real" obedience yet. You have to practice it to know its meaning and benefit.
- ★ Do you stand before Jesus asking Him to let you know about obedience? For he obeyed God the Father until death.
- ★ Have you experienced the blessings of obedience in your life?

Objectives

General: Obedience

Specific:

The children will be able to...

A. Learn that obeying God is the key of eternal life.

B. Know that part of obeying God is obeying our parents, our teachers, our spiritual leaders, etc.

Bible Verse

“Children, obey your Parents in all things”

Colossians 3:20

Teaching Aids

On white paper, draw a black stick (painted) and a man watering this stick.

Introduction

- (1) Review last week's lesson.
- (2) Remind the children about the church occasions for the coming week.
- (3) Give the children an idea about the monks and their lives.
- (4) Teacher should prepare the appropriate questions to emphasize the objectives during the lesson.

Story Time

A long time ago, there was a young man named John and he was short. When he reached the age of eighteen he wanted to be a monk, (monk is a man that loves God so much he lives in a special place called the monastery away from the city so he can pray all the time.) But, because John the Short was very young, they did not allow him to become a monk even though he tried many times.

After many trials the eldest monk wanted to test him first to see if John could live the monastic life or not. The chief monk gave John a dry wooden stick and told him to plant it, John looked at him and said, "Yes, my father," and obeyed him. He went and planted the stick and he used to water it twice a day and also used to go and tell the chief monk everything about the dry stick.

The source of the water was far from the dry stick, but St. John the Short was obedient. He used to carry the jar of water (which was heavy) and walk long distances to water the stick. After sometime this dry stick became a nice tree and had very nice fruits. When the chief monk saw the beautiful fruits he called all the monks and told them, "My sons, this is the fruit of obedience."

Discussion

- 1 - Follow up the story by talking about it with the children.
- 2 - Continue the discussion while they do the activity.

Learning Activities

Colouring Page.

Lesson No. (42)

Forgiving Others

Ibrahim El Gohary

References

The Story of the Copts.

Notes for Servants

- ★ We should learn and practice to be like our Lord, to do good for those who curse us, bless them that curse us and do good to them that hate us and pray for them that persecute us.
- ★ Remember that you cannot give what you do not have, you can not teach the children to love their enemies if you do not love yours.

Objectives

General: Learn to forgive all the time.

Specific:

The children will be able to...

- A. Understand the meaning of forgiveness.
- B. Know that if we forgive others God will forgive us too.
- C. Forgive we when someone harm them.

Bible Verse

"Love your enemies."

Matthew 5:44

Teaching Aids

Servant to make his own.

Introduction

- (1) Review last week's lesson.
- (2) Remind the children about the church occasions for the coming week.
- (3) Tell the children: What should we do you do if someone said a bad word to you, or call you a name?
- (4) Teacher should prepare the appropriate questions to emphasize the objectives during the lesson.

Story Time

Once upon a time in the 18th century, there was a great man named Ibrahim El-Gohary. He was a treasurer in the government. Ibrahim loved God and used to always pray and go to church. He used to help the poor and the needy.

Ibrahim also was a forgiving man. He used to forgive people if they did bad things to him (curse, insult or hurt him.) Ibrahim had a brother called Guirguis. One day, Girguis was upset, because there was a man who used to swear at him, bother him a lot, throw stones at him. Girguis felt bad and went to his brother, Ibrahim.

Guirguis knew that his brother had the power and authority to put the bad man in jail. Ibrahim told him do not worry, he would stop his tongue so he would not swear at him again. Guirguis went home very happy.

Ibrahim investigated the matter, he found that his brother was right. Then, instead of putting the bad man in jail he sent him gifts, butter, honey, cheeses and clothes for him and his family. The bad man felt sorry and ashamed for what he did. Then, he went to Guirguis and apologized to him, Guirguis could not believe the change that happened to the man.

He thought that his brother punished the bad man badly. So, he went to his brother to thank him and asked him about what happened. Ibrahim told him that he sent some gifts to the man as the Bible said. Girgis praised God who gave us this power.

If anybody said bad word to us or bothered us, we should tell him God will forgive you, like Ibrahim did.

Discussion

- 1 - Follow up the story by talking about it with the children.
- 2 - Continue the discussion while the do the activity.

Learning Activities

Colouring Page.

Lesson No. (43)

The Church The House of The Lord

The Ethics of Attending the Church

References

1 Samuel 3:10

1 Kings 8

Luke 2:46

Notes for Servants

- ★ Beloved, we should learn the ethics of discussions in the church and in our meetings. There must be a difference between the servant of the Lord and any other person.
- ★ We should remember that our children like to copy their servants, we hope that they may copy proper Christian behaviours.

Objectives

General: To make the child eager to come to the church.

Specific:

The children will be able to...

A. Tell that the church is the House of God.

B. Learn that once we are in we should be quiet, and we should not run or talk loudly ... etc.

C. Know how to enter into and leave the church.

Bible Verse

“I worship toward thy holy temple.”

Psalm 5:7

Teaching Aids

Picture of Samuel Praying.

Introduction

- (1) Review last week's lesson.
- (2) Remind the children about the church occasions for the coming week.
- (4) Teacher should prepare the appropriate questions to emphasize the objectives during the lesson.

Lesson

Tell a short story about Samuel and why God talked to him.

Servant Please take the children to the church and show the children how to :

1. Enter the church and do the sign of the Cross.
2. Bow before the sanctuary and take off their shoes before entering the sanctuary. How to enter the sanctuary and how to behave inside it. (The sanctuary is a holy place where we are not allowed to talk with each other.)
3. Kiss the Icons to get the saints' blessing.
4. Put their donation cheerfully and quietly.
5. Stand in order quietly when Abouna gives us the blessing of the water.
6. Behave during feasts and wedding.

Emphasize that children should avoid ...

- a) Going in/out the church too much.
- b) Talking/playing with other kids inside the church.
- c) Eating inside the church (cookies, gum, candy, etc.)
- d) Going back and forth between their parents during the mass.

Discussion

- 1 - Follow up the story by talking about it with the children.
- 2 - Continue the discussion while they do the activity.

Learning Activities

Colouring Page.

Lesson No. (44)

Our Respect for Abouna

References

Matthew 10:40, 28:18-20.

John 20:21-23.

Notes for Servants

- ★ The priest is God's image on earth, for that we should pay him the appropriate respect.
- ★ We should understand that also the priest is a human under temptation like us, we should not judge him for he has his master who will judge him.
- ★ We should not have any doubt for the effect of the sacraments he performs because of his sins.

Objectives

General: Respect the priesthood.

Specific:

The children will be able to

A. Learn to kiss the priest hand and the cross when they see him.

B. Know that when we kiss Abouna's hand, we receive blessing.

C. Understand that the priest is very important for us because he celebrate the Mass so we may have communion.

Bible Verse

“He that receiveth you receiveth me.”

Matthew 10:40

Teaching Aids

Picture of a priest.

Introduction

- (1) Review last week's lesson.
- (2) Remind the children about the church occasions for the coming week.
- (3) Servant to ask the children the following: who baptizes the little children? who gives communion? what does he wear? where does he stand in the church? what does he do in the Sanctuary? who kissed Abouna's hand this week?
- (4) Teacher should prepare the appropriate questions to emphasize the objectives during the lesson.

Story Time

Once upon a time there was a very good monk who had the gift of seeing his guardian angel. His angel used to walk before him always and protected him from all the works of the devil.

One day he was chosen to be a priest. When he walked out of the church after his ordination he did not see his angel in front of him as usual. He was afraid that the angel left him, so he started to look around him. Then he saw the angel behind him. He was very happy and asked the angel, “why do you walk behind me now and not in front of me like before?” The angel answered saying: “Because you are a priest now which make you above the angels.”

Now every time we see Abouna we should greet him and kiss his hand and the cross.

Discussion

- 1 - Follow up the story by talking about it with the children.
- 2 - Continue the discussion while they do the activity.

Learning Activities

Colouring Page.

Lesson No. (45)

The Liturgy

References

The Liturgy colouring book, St. George, Sporting.

Notes for Servants

- ★ Beloved servant, the Liturgy is one of the important tradition in our church, that is why we should concentrate in it and give our children a good example in how to behave in the church.
- ★ We should teach our children the importance of the Liturgy and encourage them to go for confession before they take communion.

Objectives

General: To learn about our church Liturgy.

Specific:

The children will be able to...

- A. Follow the sequence of the Liturgy.
- B. Understand the importance of it.
- C. Accept the fact that the bread and wine become the body and the blood of our Lord Jesus Christ.

Bible Verse

“Let the little children come to Me”

Matthew 19:14

Teaching Aids

Teacher to prepare the appropriate aid.

Introduction

- (1) Review last week's lesson.
- (2) Remind the children about the church occasions for the coming week.
- (3) Teacher should prepare the appropriate questions to emphasize the objectives during the lesson.

Lesson

We go to the church every Sunday to receive the Holy Communion, we praise God with the angels and give thanks. We pray for the whole world and we ask the angels and the saints to pray for us.

The Holy Liturgy starts with the morning offering of incense, after that we pray the Psalms. Then, Abouna will choose the bread which will be changed to the body of Christ, while we all pray "Kirie eleson / Lord have mercy."

The priest makes the sign of the cross on the bread and the wine and prays the thanksgiving prayer. The deacons read some parts of the Holy Bible. The priest gives thanks to Christ who came and made God the father to accept us back, that is why we kiss each other with a holy kiss.

The priest says, "Lift up your hearts." Then, we feel that we are in heaven and we say the hymn: "Holy, Holy, Holy ..." The priest blesses the bread and wine and asks the Holy Spirit to come to sanctify them and change them to the body and the blood of Jesus Christ.

Christ is present on the Altar we pray for the peace of the church, the Pope, the bishops, the priests, the salvation of the world, the rivers, the wind, the plants, etc. At the end, Abouna give us the communion of the body and the blood of Christ while the deacons are singing Psalm 150.

Discussion

- 1 - Follow up the story by talking about it with the children.
- 2 - Continue the discussion while they do the activity.

Learning Activities

Colouring Page.

Lesson No. (46)

Cooperation

The Disciples and The Fish

References

Luke 5:1-11.

Notes for Servants

- ★ Cooperation is not just a lesson to teach to the children, but it is a life we must live as servants before we teach it.
- ★ Are we, as servants, cooperate to improve our service? Do we help in the various service activities? and do we put our hands together for the best enjoyable time?

Objectives

General: Cooperation.

Specific:

The children will be able to ...

- A. Learn the meaning of the word cooperation.
- B. Understand how to apply cooperation in the class and at home.
- C. Know that there is always good results when we cooperate.

Bible Verse

"At thy word, I will let down the net."

Luke 5:5

Teaching Aids

1. Felt figures.
2. you may get a small net, and some plastic fishes.
3. Acting like fishermen laying down their net, and catching fish.

Introduction

- (1) Review last week's lesson.
- (2) Remind the children about the church occasions for the coming week.
- (3) Give the children an idea about the sea, the fish living in the sea, fishing (catching fish), using nets, and the fishermen that do their fishing at night when the fish is asleep.
- (4) Servant should show the children, by acting, how fishermen lay their nets, and let them imagine the fish trying to get out of the net.
- (5) Explain to the children that God created fish for us to eat.
- (6) Teacher should prepare the appropriate questions to emphasize the objectives during the lesson.

Story Time

Simon Peter was a fisherman, at night he used to take his friends to catch fish, and in the morning they would sell the fish and buy food for their families.

One night they took two boats to go fishing, they were sure that they will catch lots of fish. They tried ... and tried all night long, they did not sleep one second, they went everywhere in the sea even to very far places, but they could not catch even one fish. They were so tired and so sad (no fish no money to buy food).

When morning came they gave up and decided to go home and when they reached the shore (the land) they found Jesus teaching people. Simon and his friends felt happy to see Jesus and they told him everything that happened to them. Jesus told them "I will come with you to help you." They obeyed Jesus and they let their nets down. Simon Peter waited a little, then he pulled the net ... he could not, it was so heavy, so he called his friends in the other boat to help him.

They came so fast to help him, they pulled together (cooperated) until they got it out. It was a very nice surprise for them ... the net was full of all kinds of fish. They filled Peter's boat and they still had more fish, so they filled the second boat. They were very happy to cooperate and they thanked Jesus so much for his help.

Discussion

- 1 - Follow up the story by talking about it with the children.
- 2 - Continue the discussion while the do the activity.

Learning Activities

Colouring Picture.

Lesson No. (47)

Cooperation

The Blind and The Crippled

References

Children books, by Mr. Keelany.

Notes for Servants

- ★ Cooperation is not just a lesson to teach to the children, but it is a life we must live as servants before we teach it.
- ★ Do we, as servants, cooperate to improve our service? Do we help in the various service activities? and do we put our hands together to give the children the best and enjoyable time possible?

Objectives

General: Cooperation.

Specific:

The children will be able to...

- A. Learn the meaning of the word cooperation.
- B. Understand how to apply cooperation in the classroom and at home.
- C. Know that there is always a good result when we cooperate.

Bible Verse

"Love One Another."

John 13:34

Teaching Aids

1. Felt figures.
2. Acting like blind and crippled.

Introduction

- (1) Review last week's lesson.
- (2) Remind the children about the church occasions for the coming week.
- (3) Give the children an idea about the blind and crippled people and how hard their lives are, we should have compassion on them.
- (4) Servant should show the children, by acting, how blind people have a hard time to find their way, and how crippled people have hard time moving from one place to another in a serious way. Do not allow them to laugh about it.
- (5) Teacher should prepare the appropriate questions to emphasize the objectives during the lesson.

Story Time

Once upon a time there were two men, one named Jack who was blind and the other one named Nick who was crippled. Jack always loved to go to the church. He woke up on early on Sunday mornings and got ready quickly to go to church. Every Sunday, Jack has a hard time getting to church because he couldn't see. His friend Nick also loved to go to the church, but he had a problem because he couldn't walk.

One day, Jack and Nick got together and started thinking about the solution to their problem so they may go every Sunday and enjoy the liturgy without a hard time. While they were thinking, Jack jumped joyfully and cried out, "I've got it, I've got it!"

"What? What?!" Asked Nick. Jack said, "We must both cooperate together to do this. I can walk but I cannot see my way and you can see but you cannot walk." Nick said, "What do you mean?" Jack continued, "I can carry you on my shoulders and you can direct me. This way we both may go to the church early and fast without any problems."

They were so happy with the idea and they did that every Sunday. They went to the church and came back happily and God blessed them because they loved each other and cooperated together.

Discussion

- 1 - Follow up the story by talking about it with the children.
- 2 - Continue the discussion while the do the activity.

Learning Activities

Colouring Page.

Lesson No. (48)

Satisfaction

The Candy Jar

References

Children books, by Mr. Keelany

Notes for Servants

- ★ If we teach the children not to be greedy and to practice the virtue of sufficiency, we must also practice it ourselves.
- ★ Satisfaction is a great virtue, which if you have it, you will not feel that you are missing anything, no matter how little you have, even if you do not have anything at all.

Objectives

General: Teach the children satisfaction.

Specific:

The children will be able to ...

- A. Learn to be satisfied with what they have or receive.
- B. Know that, even if there is nobody around to see what we do, Jesus is watching everyone of us all the time.
- C. Control themselves when they see something they love.

Bible Verse

"And having food and raiment let us be there with content."

1 Timothy 6:8

Teaching Aids

1. Jar with a narrow opening enough to allow for child's hand to go in and out with one or two candies.
2. Fill the jar with candy.
3. After the story ask one of the children to put his hand inside and pick as much as he can and try to get his hand out.

Introduction

- (1) Review last week's lesson.
- (2) Remind the children about the church occasions for the coming week.
- (3) Teacher should prepare the appropriate questions to emphasize the objectives during the lesson.

Story Time

Once upon a time there was a family that had three children There were two boys : Peter and Joseph, and their sister Mary. The three of them used to pray every morning before they went to school, and every night before they go to sleep. Because they were good, their Dad brought them some very nice candy and their Mom put the candy in a jar. Every morning their mom used to give every one of them two pieces of candy and they were happy.

One day Peter did something bad, he wanted to take some candy without permission. He looked around to make sure that nobody saw him and he opened the candy jar, put his hand in the jar and grabbed a bunch of candy and tried to take it and hide it for himself. Oops! he can not get his hand out of the jar. Peter cried loud for somebody to help him get his hand out. Everybody came when they heard Peter crying, “What happened?” His mother asked. Peter told his mother what he did. His mother asked him to open his hand and leave the candy, Peter did what his mother told him and his hand came out of the jar.

Peter apologized to his mother, his mother told him that because he was greedy and wanted to take candy without permission, his hand got stuck in the jar. Peter felt ashamed of himself and promise not to do this again.

Discussion

- 1 - Follow up the story by talking about it with the children.
- 2 - Continue the discussion while they do they activity.

Learning Activities

Colouring Page.

Lesson No. (49)

Obeying The Rules

References

Luke 9:11-17.

Notes for Servants

- ★ We teachers should obey the Commandments of God and the rules of the church to be an example for the children to follow.
- ★ We should pray to God for the success of this lesson, that we may set a foundations for the children to follow the rest of their lives.

Objectives

General: God teaches us to obey the rules.

Specific:

The children will be able to ...

- A. Learn to understand what does it mean the word rules.
- B. Understand there is Bible rules, country rules, church rules, class rules, house rules ... etc.
- C. Set rules for the class write it down and make sure to follow it.

Bible Verse

“Let us walk by the same rule, let us mind the same thing.”

Phillip 3:16

Teaching Aids

Felt figures and Flannel board

Introduction

- (1) Review last week's lesson.
- (2) Remind the children about the church occasions for the coming week.
- (3) Make sure the emphasis in the story is that Jesus gave instruction to the people sit down in group of fifty and they obeyed His rules.
- (4) Teacher should prepare the appropriate questions to emphasize the objectives during the lesson.

Story Time

There was a large crowd of people following Jesus. He felt sorry for them and healed all the sick people. That evening Jesus' Disciples came to Him and said, "It is already very late, and the people are far from home. Why don't you tell them to go to the villages and buy some food?"

Jesus answered, "They don't have to leave. You can give them something to eat."

But Jesus' Disciples said, "All we have are five loaves of bread and two fish!"

Jesus told His Disciples to bring Him the bread and the fish and then he told all the people to sit down on the grass in groups of fifty. Then Jesus took the five loaves and the two fish, looked up to heaven, and gave thanks to God.

He broke the loaves of bread and the fishes and gave the pieces to the Disciples. His Disciples gave them to the people. Everyone ate until they were all filled. After that, Jesus told His Disciples to gather the leftovers and put them in twelve baskets.

Discussion

- 1 - Follow up the story by talking about it with the children.
- 2 - Continue the discussion while they do the activity.

Learning Activities

Colouring Page.

Lesson No. (50)

ST. MARY

References

St. Mary, St. George Coptic Church, Sporting Alexandria Egypt.

Notes for Servants

- ★ Beloved servant, we must teach the children to listen to God when He talks to us. Do we give Him the chance to talk to us? Do we open the Bible to hear what He wants to say to us.
- ★ The Bible is the main source for our spiritual life. As we feed our bodies daily to keep it healthy, we should feed our souls daily to grow spiritually.

Objectives

General: Learn something about the life of St. Mary.

Specific:

The children will be able to ...

- A. Know the life of St. Mary.
- B. Learn how good St. Mary was and that God chose her to become His mother.
- C. Apply some of what they learn in their lives.

Bible Verse

“Blessed are the pure in heart.”

Matthew 5:8

Teaching Aids

Flannel board and figures.

Introduction

- (1) Review last week's lesson.
- (2) Remind the children about the church occasions for the coming week.
- (3) Teacher should prepare the appropriate questions to emphasize the objectives during the lesson.

Story Time

Long ago, there were two good people, Joachim and his wife Anne. They were always praying to God to give them a child. They promised God if He give them a child they will offer him to serve the Lord in the Temple.

One day, an angel appeared to Anne and said to her “I have been send from the Lord to give a good news, you will give birth to a baby girl. You will name her Mary and she will be a great joy for all the people for ever. She praised the Lord and told her husband and her neighbours about all what the angel told her.

Anne became pregnant and gave birth to a beautiful girl. Joachim and his wife Anne named the baby girl, Mary. All their neighbours were happy for them. Many people brought presents for the baby.

When Mary was three years old her parent offered her to God, to live in the Temple. While Mary was in the Temple, her parents died. Few years later Mary was old enough to leave the Temple. The priests wanted to give her to a relative to take care of her. God choose Joseph to take care of Mary. Joseph got engaged to Mary and he took her home until the marriage.

At Joseph’s house, an angel appeared to Mary and told her that she will be pregnant and will give birth to a baby boy and will name Him Jesus. He also told her that her cousin, Elizabeth will have a baby very soon. St. Mary went to her cousin’s house quickly to serve her until she gave birth to her baby.

A few months later, St. Mary and St. Joseph had to travel to Bethlehem. Her time came to give deliver her baby. St. Joseph could not find a place for her. They had to spend the night in a manger with the animals. There she give birth to her beautiful son and named Him, Jesus.

Discussion

- 1 - Follow up the story by talking about it with the children.
- 2 - Continue the discussion while they do the activity.

Learning Activities

Colouring Page.

Lesson No. (51)

Review

References

Lesson 36 and 50.

Notes for Servants

- ★ Review your spiritual life, prayers, fasting, spiritual readings, confession and communion.
- ★ Review your service in relation with preparing the lessons, your relationship with your students and reaching out for them when they do not come to Sunday School.

Objectives

General: Review and emphasize what did they learn this year.

"Christian Behaviour"

Specific:

The children will be able to...

- A. Review some of the lessons.
- B. Tell some of the ethics of attending the church.
- C. Remember some of the verses.

Bible Verse

Review memorizing the following verses:

“Blessed are the pure in heart: for they shall see God.”

Matthew 5:8

"And they worshipped him, and returned to Jerusalem with great joy."

Luke 24:52

"But Ye shall receive power, after that the holy Ghost is come upon you"

Act 1:8

“Children, obey your Parents in all things”

Colossians 3:20

"Love your enemies."

Matthew 5:44

“For God Loveth a cheerful giver”

2 Corinthians 9:7

“I worship toward thy holy temple.”

Psalm 5:7

“He that receiveth you receiveth me.”

Matthew 10:40

“Let the little children come to Me”

Matthew 19:14

"At thy word, I will let down the net."

Luke 5:5

"Love One Another."

John 13:34

“Blessed are the pure in heart.”

Matthew 5:8

“Let us walk by the same rule, let us mind the same thing.”

Phillip 3:16

Teaching Aids

Prepare all the teaching aids to review as many as possible of the previous lessons.

- (1) Name the lesson to review such as "The Guardian Angel," using the teaching aid as help.
- (2) Ask questions and let the children answer or answer it yourself as part of the review.
- (3) Make sure that the children have gained a spiritual growth from the lesson, virtue such as loving one another and good habits such as staying quiet in church.
- (4) Repeat the same steps with every lesson that you will be able to review based on the available time.
- (5) Remember that we review the spiritual gain for the children more than testing their knowledge.

Learning Activities

Colouring Page.

St. Mary's Coptic Orthodox Church

Grade 2 Program

LSN No.	SUBJECT	LSN No.	SUBJECT
1	Nairouz (St. Stephen)	27	Jesus Saves the Disciples
2	God's Call To Abraham	28	Alive Again
3	Using the Cross	29	Earthquake!
4	God's Care For Hagar and Ishmael	30	Review
5	The Lord Visits Abraham	31	A Woman Pours Perfume On Christ's Feet
6	God Gives Us Everything	32	The Power of Jesus On The Cross
7	God's Care For The Child Moses	33	The Angel Appears to The Mary's
8	God Cares For Elijah	34	St. Mark and the Lion
9	Elisha and The Oil Jars	35	The Lord Calls Peter
10	God Cares Esther	36	The Great Power of God
11	God Cares For Daniel & his friends	37	Jesus Went to Heaven
12	Jesus Cares For The Disciples	38	Love For Others
13	Jesus Feeds The People	39	The Feast of Pentecost
14	God Cares For Zechariah and His Wife	40	The Life of Fellowship
15	Review	41	The Church Serves The Sick
16	Virgin Mary and the Angel	42	Prayer - Abba Shenouda
17	Mary Visits Elizabeth	43	Christ Calls Nathanael
18	The Three Magi	44	Saint Matthew
19	Brotherly Love	45	Wise and Foolish Builders
20	Baptizing Children	46	The Church Loves All The People
21	God Chooses a Wife For Isaac	47	Loving and Helping The Poor
22	God Is With Joseph In the Prison	48	Are We Ready to Go to Church?
23	God Gives Joseph Favour With Pharaoh	49	The Qurban (The Offering)
24	Jesus With The Teachers	50	The Childhood of St. Mary
25	God Saves Daniel	51	Review
26	The Lost Sheep		

Lesson No. (1)

Saint Stephen

References

Acts 6:8-7:60.

Notes for Servants

- ★ Your toil and sacrifices for Christ should be accompanied by earnest prayer and honest work. By doing so, the Lord will be with you.
- ★ St. Stephen saw the glory of God in heaven while he was on earth.
- ★ Stephen was a deacon, and you, as a servant in the church, offer your services honestly through teaching. Always worship, contemplate and be a good example for the children.

Objectives

General: Honouring saints and praising their firm stand in faith.

Specific:

The children will be able to ...

- A. Discover the reason for honouring Saints.
- B. Learn that they should be like them in love and forgiveness.
- C. Declare their truth with sincerity.

Bible Verse

“ Lord, lay not this sin to their charge. ”

Acts 7:60

Teaching Aids

Icon of St. Stephen.

Introduction

- (1) Review last week's lesson.
- (2) Who remembers the verse?
- (3) Remind the children about the church occasions for the coming week.
- (4) Explain the meaning of the word "martyr" from a Christian point of view.
- (5) Who was the first martyr in the church?
- (6) What is the meaning of the name "Stephen?" (The Crowned)

Story Time

The Christian faith was spread by the hands of the Apostles, whom the Lord Christ appointed.

Christians had many things in common. They needed servants to devote themselves to serving widows, orphans and poor people. They chose seven deacons who were filled with the Holy Spirit and St. Stephen was one of them. He served the poor and needy and distributed gifts and alms among them. He also preached in the church and as he convinced Non-Christians, the number of believers increased.

One day a large number of Jews met to discuss religious matters with St. Stephen. He answered them using verses from the Scriptures, explaining to them that Christ is the only Saviour through whom we can enter heaven. His words did not appeal to them so they took him away to the Synagogue to judge him.

- What is your name?

+ I am Christian.

- Do not mention this name.

+ I love Christ.

- We shall kill you.

+ I do not fear death ... if we live we live, for the Lord.

- We crucified Christ.

+ You crucified Him and He was buried. He stayed in the tomb for three days; but then He rose and ascended to heaven and I am going to Him.

The Jews were angry with him because he told the truth. They wanted to kill him so they accused him of blaspheming God and Moses. They grabbed him and dragged him into the streets. When they were out of the city, the men stopped. They tore off their clothes and looked around to find a man to guard their clothes. Then, they saw a man named Saul. This man, Saul, approved of killing St. Stephen. They dug a hole and threw him in it. They took big stones and threw them at his head, his legs, his back and arms until he fell to the ground, bruised and bleeding. The Lord gave him strength and St. Stephen knelt down and prayed. As he lifted his eyes, the heavens opened, and he saw Jesus surrounded by angels and in great glory. There hosts of angels were dressed in white and were shining as bright lights. They were coming down one by one saying: "Holy, Holy, Holy." St. Stephen rejoiced upon seeing this vision: one of the angels was holding a crown. The people stood in great surprise because St. Stephen was happy in spite of the stones thrown at his body. They asked one another: Why does St. Stephen look up to heaven? What does he see? They threw more stones at his head but he was still joyfull. He said, "Look! I see the heavens opened and the Son of man standing at right hand of God" (Acts 7:56). They threw the stones at his mouth to prevent him from speaking.

St. Stephen said, "Lord, do not charge them with this sin." Stephen could see angels were driving demons away from him. His face shone as the face of an angel, then he fell asleep.

Discussion

- 1 - Follow up the story by talking about it with the children.
- 2 - Continue the discussion while they do the activity.

Learning Activities

Activity Sheet.

Lesson No. (2)

God's call to Abraham

References

Genesis 12 - The Life of Abraham by F.B. Mayer

Notes for Servants

- ★ The Lord said to Abraham, "Leave your country, your relatives, and your father's home and go to a land that I am going to show you..." and Abraham obeyed the Lord regardless all the troubles he might face. The Lord blessed Abraham and he was called the friend of God.
- ★ If the Lord calls you to serve him, you should obey without worrying about troubles because the Lord will be with you.
- ★ When you walk with God, you will receive blessings, divine grace, and eternal life.

Objectives

General: God cares for us when we go from one place to another.

Specific:

The children will be able to ...

- A. Express God's love and caring for Abraham.
- B. Conclude that if we love God, we must obey Him.
- C. Explain why blessings are the outcome of obeying God.

Bible Verse

“ Have faith in God. ”

Mark 11:22

Teaching Aids

1. Felt figure and flannel board.
2. Video.

Introduction

- (1) Review last week's lesson.
- (2) Who remembers the verse?
- (3) Remind the children about the church occasions for the coming week.

Story Time

Who do you worship and love?

Abraham lived in the land of the Chaldeans in Haran with his family and relatives. He owned a large property and had servants and cattle. His native people were wicked, they worshipped idols, but Abraham worshipped God. The Lord called him: "Abraham, leave your country, your relatives and your family and I will send you to a new land."

This is difficult, isn't it? Will Abraham leave everything? Where will he go? Abraham did not even know the name of the place. Will the Lord leave him alone? No, the Lord will not leave Abraham, the Lord will go with him, bless him, and will give more than is expected. The Lord said to him, "I will make of you a great nation, I will bless you and make your name great."

1. Whom did the Lord call to leave his country?
2. What is the name of Abraham's country?
3. Why did the Lord ask Abraham to leave his country?

Abraham obeyed God, he gathered his servants and said to them, "Be ready to depart from this land." The men and women asked, "Where to?" Abraham said, "To a new land." They asked him, "Where is this land?" He said, "I do not know its name, but the Lord is with us and He will show us the land." The servants were afraid but Abraham trusted in God. Abraham took Sarah and Lot, his nephew, and left his country and his family. Abraham arranged the procession. The cattle and the servants went ahead. They were praying on their way and the Lord protected them from fierce animals, hunger and disease. They thanked the Lord and praised His Name.

Abraham arrived at the land of Canaan. The Lord appeared to Abraham and said, "I will give you this land; I am with you..." Abraham was happy because the Lord was with him. Abraham built an altar to express his thanks to God. He gathered big stones, put them in order one upon the other, prepared a sacrifice and put it on the altar. He prayed and said, "Lord, I thank you because you care for us." The natives knew that Abraham worshipped God and did not worship idols.

1. What is the name of the land?
2. Who of Abraham's relatives went with him?
3. What did he offer to the Lord?

Discussion

- 1 - Follow up the story by talking about it with the children.
- 2 - Continue the discussion while they do the activity.

Learning Activities

Activity Sheet.

Lesson No. (3)

The Cross

References

1 Corinthians 1:17, 18, 2:2
Galatians 6:14.

Notes for Servants

- ★ Beloved servant, do you experience the power of the cross in your life. Do you believe that the Cross is the sign of your salvation and your freedom.
- ★ “For the preaching of the cross is to them that perish foolishness; but unto us which are saved it is the power of God.” 1 Cor 1:18

Objectives

General: To teach the children to love the cross and to be proud of it.

Specific:

The children will be able to ...

- A. Believe in the power of the Cross.
- B. Make the sign of the Cross before they do anything.
- C. Learn, as good Christians, to be quiet in the church and during the Sunday School lesson.

Bible Verse

“ Take up your Cross and follow me. ”

Teaching Aids

A cross made of coloured paper to be stuck on cardboard paper, or made of reeds, or palm leaves, or of postage stamps, or of snails or the stones of fruit, according to the environment.

Instructions

- (1) Review last week's lesson.
- (2) Who remembers the verse?
- (3) Remind the children about the church occasions for the coming week.
- (4) Servant should always start the lesson by making the sign of the cross. The servant may ask the following questions: Where do you usually see the cross? Why do Christians make the sign of the cross? Why do they carry the cross? When do we make the sign of the cross? Who of you have ever visited a monastery? Who lives there?

Story Time

A man wanted to be a monk. The man was very simple, sweet-tempered, clean and tidy. He always went to church as soon as he heard the church bell. He received the Holy Communion once a week. He kept silent during the mass prayers. He neither looked right nor left. He loved his brothers the monks and served them. He cleaned the monastery courtyard. He was very active and energetic, but he could not learn anything. They tried to teach him the psalms or any prayers, but he could not. He couldn't even learn the Lord's Prayer, "Our Father who art in heaven." But he knew how to make the sign of the cross. He used to say: "The power of the cross protects me." The head abbot said, "This brother is unfit." He decided to send him back home. The same night while he was sleeping, he had a dream. The room was filled with a wonderful bright light and Jesus appeared in the middle of the light. The abbot bowed down to Jesus. Jesus said to him, "Why are you thinking of sending that monk home? Come and see how much the devils fear him."

The abbot saw a group of devils holding a meeting. They were all discussing a serious problem. What is the matter? They were plotting against the new monk. They wanted to make him fall, but they did not know how. He heard the following conversation:

"Who will go to cause this silly monk to sin?"

"I shall go."

"If you make him commit sin, I'll give you a wonderful crown."

"Yes, your majesty."

The devil ran quickly. He tried to enter the monk's cell, but he could not. He came back ashamed, his face looking to the ground. He said, "I am sorry, I could not." Satan was furious and cried loudly, "Who will go?" Another devil said, "I shall go, your majesty."

The other devil ran, went up and tried to get closer to him. However, he could not do that because he saw the sign of the cross in flames like fire. He could not stay, so he ran away. "I could not," he said. Satan cried more loudly, and asked them why couldn't they cause the new monk to sin, What does he do?" Then, he sent a big group of devils and they all came back ashamed of themselves and said, "We could not enter the monk's cell." He said to them, "What does he do? Does he pray?" They said, "He does not even know the Lord's Prayer."

"Does he recite the psalms?"

"No, neither can he read the Bible. He does not know how to read or how to write." Then, Satan said, "Then this monk is an empty vessel. Why cannot you defeat him?" They said, "He is always makes the sign of the cross over himself, his face and his heart. Before he does anything, he says, 'The power of the cross protects me and keeps me safe.' Before he sleeps, he makes the sign of the cross. Then, he says the same words." Satan shook his head and said, "Ah, this is an empty vessel but it is sealed." The abbot woke up and knew the meaning of the dream. He accepted the new monk, put the monk's robe on him and gave him the cross.

Discussion

- 1 - Follow up the story by talking about it with the children.
- 2 - Continue the discussion while they do the activity.

Learning Activities

Activity Sheet.

Lesson No. (4)

God's care for Hagar and Ishmael

References

Genesis 16

The life of Abraham by F. B. Mayer

Notes for Servants

- ★ The Lord cares for the sparrows and young ravens. Do not worry then, for He surely cares for you.
- ★ When Sarah planned to have a child from her maid Hagar the result was bitter to her, but when the Lord gave her a child in her old age the result was completely different. (Contemplate the difference between God's plan and man's plan.)
- ★ God cares for servants and slaves as well as for their masters.

Objectives

General: God's love and care for Hagar and her son.

Specific:

The children will be able to ...

- A. Express the relationship between people and angels.
- B. Explain how God uses the angels to care for us everywhere.
- C. Conclude that God cares for everybody, equally and all the time.

Bible Verse

“ Have faith in God. ”

Mark 11:22

Teaching Aids

1. Felt figure and flannel board.
2. Video.

Introduction

- (1) Review last week's lesson.
- (2) Who remembers the verse?
- (3) Remind the children about the church occasions for the coming week.
- (4) Give the children an idea about water and our need for it ... and about the angels and their

service to man.

Story Time

Abraham believed in God. The Lord promised to give him children from Sarah. Many years passed and Sarah did not give birth to a child. She was tired of waiting. The two became very old; Abraham was over eighty. Sarah said to Abraham, "I have an idea, take Hagar my maid and marry her and the child she will give birth to will be mine." Abraham obeyed Sarah and married Hagar and they had a child called Ishmael. Hagar despised Sarah her mistress until she became furious and she complained to Abraham. Abraham was not pleased and realized that he had made a mistake because he did not wait for the promise of God to him.

1. What is the name of Sarah's maid?
2. What is the mistake made by Sarah and Abraham?

Hagar was afraid that Sarah might take her son. She ran away, but the Lord loves all the people whether rich or poor. Hagar and her son Ishmael were very thirsty; she wept. The Lord sent an angel to Hagar to guide her to a well and she drank and sat under a tree to rest. Then the angel said to her, "Hagar. The Lord sent me to you, go back and submit to your mistress and obey her." Hagar said, "I shall never go back. Sarah will beat me!" The angel said, "Do not be sad, Come with me and be patient."

1. Why did Hagar run away? Who met her in the desert?
2. Where did she sit? Where did she find water to drink?
3. What did the angel say to her? What is the name of her baby?

The words of the angel comforted Hagar and she went back to Sarah. She said to Sarah, "Forgive me." She sat and told Sarah and Abraham what happened to her in the desert. All those who heard the story were amazed and they realized that the Lord cares for all people.

1. What did Hagar say to Sarah?
2. Who shows kindness to the poor?
3. Who gives us food and clothes?

Discussion

- 1 - Follow up the story by talking about it with the children.
- 2 - Continue the discussion while they do the activity.
- 3 - The children are to act the conversation between Hagar and the angel.

Learning Activities

Activity Sheet.

Lesson No. (5)

The Lord Visits Abraham

References

Genesis 18

The life of Abraham. By F. B. Mayer

Notes for Servants

- ★ Abraham was one hundred years old, he had many tents. He had 318 slaves serving him besides several hired ones. He sat at the entrance of the tent at noon and it was very hot day. He sat there to invite the strangers who passed his tent.
- ★ Abraham was doing this out of a generous loving heart to everyone, that is why he deserved God's visit to him and gave the a joyful message he received.

Objectives

General: God's love and care for Abraham and his wife.

Specific:

The children will be able to ...

- A. Say how we can show hospitality to strangers.
- B. Apply this lesson in their lives. They must pray before having a meal and help in setting the table.
- C. Know that the person they receive may be one of the saints.

Bible Verse

“ Be not forgetful to entertain strangers. ”

Hebrew 13:2

Teaching Aids

1. Felt figure and flannel board.
2. Video.
3. Make a tent of hard paper, bring a loaf of bread and water in a basin for washing feet.

Introduction

- (1) Review last week's lesson.
- (2) Who remembers the verse?
- (3) Remind the children about the church occasions for the coming week.

Story Time

One day, when it was summer and very hot at noon, Abraham was sitting at the entrance of the tent in the shadow of a big tree. Three men were passing by his tent. Abraham ran towards them to meet them and he forgot that he was an old man and had high status. He thought of entertaining those strangers as the Scripture says: "Be not forgetful to entertain strangers." He went towards them and bowed before them as sign of respect and greeting as the custom was in those days. He invited them saying: "Honour me by having dinner with me." The three men accepted his invitation. They sat under the tree, in its shadow, waiting for the dinner. Abraham brought water and a towel for them and he washed the guests's feet.

1. How many men were there?
2. Why did he wash their feet?
3. Why did Abraham invite the strangers?

Abraham entered his tent and asked Sarah his wife to hurry and bake some bread, then he ran to the herd and picked out a calf that was tender and fat and gave it to a servant who hurried to cook it for dinner. He took some cream, some milk and the meat, and set the food before the men. The men prayed before they ate. There under the tree he served them himself as they ate. Then they said: "Thanks Abraham for your hospitality."

1. Why didn't Abraham let a slave serve the strangers?
2. Who can say the verse: "Be not forgetful to entertain strangers."

When the men finished their food and about to leave they told Abraham that he will have a son by the spring. For these three men were God and two angels in shape of people.

Discussion

- 1 - Follow up the story by talking about it with the children.
- 2 - Continue the discussion while they do the activity.
- 3 - Teach children to help their parents to care for the strangers, the needy and the poor for they are the brethren of Christ.

Learning Activities

Activity Sheet.

Lesson No. (6)

God Gives Us Everything

References

Luke 5:1-11.

Notes for Servants

- ★ Abraham was one hundred years old, he had many tents. He had 318 slaves serving him besides several hired ones. He sat at the entrance of the tent at noon on a very hot day. He sat there to invite the strangers who passed his tent.
- ★ Abraham did this out of a generous loving heart to everyone. That is why he deserved God's visitation and the a joyful message he received.

Objectives

General: God gives everything we need.

Specific:

The children will be able to...

- A. Know that everything around us is made by God, to serve us.
- B. To tell examples for what God gives us everyday and how.
- C. To tell something special God has given to everyone of them.

Bible Verse

“ At thy word I will let down the net. ”

Luke 5:5

Teaching Aids

1. Felt figure and flannel board.

Introduction

- (1) Review last week's lesson.
- (2) Who remembers the verse?
- (3) Remind the children about the church occasions for the coming week.

Story Time

It came about one day that the people were pressing upon Jesus so closely, on the edge of the lake, that He seeing two fishermen washing their nets, asked that He might enter into one of their empty ships.

The ship he chose belonged to Simon Peter, and He asked Peter to move the ship out a little from the shore. This was a strange pulpit, but Jesus found that He could sit down in the ship, and teach the people, and they could hear Him well.

And when He had finished speaking, He said to Peter, "Go out into the deep, and let down your nets for a draught of fishes." "Master, we have toiled all night," answered Peter, "and have taken nothing. Nevertheless, at Thy word, I will let down the net."

When they had done it, they enclosed a lot of fishes; and their net brake. They called their partners, who were in the other ship, that they should come and help them. Their partners came, and filled both the ships with fish, so that they began to sink.

When Simon Peter saw it, he fell down at Jesus' knees, saying, "Depart from me; for I am a sinful man, O Lord." For he was astonished, and all that were with him, at the draught of fishes which they had taken. And so were also James and John, the sons of Zebedee, who were partners with Simon. And Jesus said unto Simon Peter, "Fear not; for henceforth thou shalt catch men."

Then, when Simon Peter, James and John had brought the ships to land, they forsook all, and followed Jesus. This meant that they gave up their trade, which was an important one, for vast quantities of fish were supplied from the lake, not only to the towns round about but as far as Jerusalem. But they had something greater to do for mankind than to supply fish. They had now become servants of the Christ.

Discussion

- 1 - Follow up the story by talking about it with the children.
- 2 - Continue the discussion while they do the activity.

Learning Activities

Activity Sheet.

Lesson No. (7)

God cared for the Child Moses

References

Exodus 2.

Notes for Servants

- ★ God cares for the birds and the flowers of the field. Aren't we worth much more than the birds? (Matthew 6:26-34)
- ★ The Lord says that even our hairs are counted. If God knows this much isn't that enough to deepen our trust in God?
- ★ "The Lord is my light and my salvation, whom shall I fear? The Lord is the strength of my life; or whom shall I be afraid?" (Psalm 27:1)
- ★ God cares for us more than we care for ourselves.

Objectives

General: God's love and care for Moses.

Specific:

The children will be able to...

- A. Explain how God cared and protected Moses.
- B. Express how God protects His children.
- C. Learn not to be afraid of anything.

Bible Verse

"Casting all your care upon him."

1 Peter 5:7

Teaching Aids

1. Felt figures and flannel board.
 2. Video.
-

Introduction

- (1) Review last week's lesson.
- (2) Who remembers the verse?
- (3) Remind the children about the church occasions for the coming week.

Story Time

Pharaoh, the king of Egypt, feared the power of the great number of the people of God, so he ordered that all the children, especially the boys, should be killed immediately after their birth. In those days, there was a man living with his wife and his son Aaron and his daughter Miriam. The Lord gave them a fine child, the mother hid him for three months. Nobody heard him nor did anyone hear his voice. The matter was kept secret.

Moses grew up and his cries were heard and it was impossible for the matter remain a secret. They were afraid of the king. The mother thought "O Lord. What shall I do? I have got an idea", she thought. She made a basket in the form of a little boat. She put a little mattress for Moses to sleep on then, she put him in the basket. She carried it to the river and put it in the river. Nobody saw her doing this. She told Miriam his sister to stand some distance away to see what would happen to him. "The Lord will care about him, I am sure. He will not die," she said.

His sister kept watching him near the edge of the river. The Pharaoh's daughter came down to the river to bathe. Suddenly, she noticed the basket and sent a slave girl to get it. The princess opened it and saw a baby boy. He was crying and putting his finger in his mouth. The princess felt sorry for him. The servant girls looked at the face of the princess, then they looked at the face of the child. The princess said, "I'll take this child and bring him up and he will be my son."

1. Where did the mother place Moses her son? Who was guarding the child?
2. What was Pharaoh's daughter doing at the edge of the river?

Miriam, Moses' sister, was listening to their conversation. She said to the princess, "I know a Hebrew woman who is a wet nurse, can I go and call her?" The princess said to her, "Please do and I will pay you."

Miriam ran and came back with her mother and the mother stood before the princess. "Will you nurse this child and bring him up?", the princess said. "With pleasure," said the mother. The princess said, "Take him, and care for him and I will pay you and when he grows up bring him to me. I will call him Moses as I have pulled him out of the water." The mother, her daughter and her baby went back home, and they praised the Lord. The Bible says, "For he cares for you." I thank You, Lord, because You care for everyone, even children. The father and the mother were happy because God rescued the child and kept him. When the child grew up, he began to understand his mother's instructions about religion. When Moses became a man, the Lord chose him to be a great leader and Moses helped God's people.

1. Who nursed Moses?
2. How did Moses know the Lord?
3. What does the word "Moses" mean?

Discussion

- 1 - Follow up the story by talking about it with the children.
- 2 - Continue the discussion while they do the activity.

Learning Activities

Activity Sheet.

Lesson No. (8)

God sends a Raven with Food to Elijah

References

1 Kings 17-19, 21, 2 Kings 1-2.

Notes for Servants

- ★ Elijah was a man like us with the same nature. He prayed fervently that it might not rain, and for three years and six months it did not. Then he prayed again and the heaven gave rain.
- ★ Does our prayer have great power in its effects?

Objectives

General: God's care for Elijah.

Specific:

The children will be able to...

- A. Explain how God cared and protected Elijah.
- B. Express how God protects His children.
- C. Learn not to be afraid of anything.

Bible Verse

“ Bless the Lord O my soul. ”

Psalm 103:2

Teaching Aids

1. A picture of a raven... a load of bread.
2. Felt figures and flannel board.

Introduction

- (1) Review last week's lesson.
- (2) Who remembers the verse?
- (3) Remind the children about the church occasions for the coming week.

Story Time

Elijah spent all his time in prayer, fasting and reading the Scriptures. So, he became a great saint and prophet.

One day, the Lord said to him, "Elijah, go to Ahab, the wicked king, and say to him, 'Repent and refrain from the worship of idols, or else I will hold back the rain.'" Elijah said, "All right, I'll go". Then, he began to think of the matter. "The King is wicked, he may kill me, I am afraid. But, the Lord ordered me to go and He is with me, I'll go now." He arrived at the palace, he made an attempt to enter but the guards prevented him from doing so. He said to them, "I have a message from the Lord and I have to deliver it to the king." They asked him, "Who is the Lord?", and he answered, "He is the Lord of heaven and earth." His words filled the guards' hearts with fear.

A guard entered the King's room. He bowed to the ground. "Your majesty, there is a man outside he wants to meet you," the guard said. "Let him in," the King said. Elijah was brought to the King. He said, "O King, repent and refrain from your sins. Stop worshipping idols, or else there will be no rain until I say so." The King was surprised. "Who are you?" He asked. "I am the prophet of God," Elijah said. "Who is God?" Asked the king. Elijah said, "God the Creator of heaven and earth." But the king said, "There are no gods other than these idols." Elijah went out of the palace. He prayed to the Lord. "O Lord, let there be no rain." And no rain came. Plants faded and dried. The leaves and trees fell down. Men and animals became hungry, because there was no food. The King realized that what happened was the desire of the Lord.

1. What is the name of the King? Was he a good King?
2. What was his sin? What were the words of God by the mouth of Elijah?

But the Lord cares about his children. He cared about Elijah. He said to him, "Go and hide yourself near the Brook of Cherith. I have commanded ravens to bring you food there." "The Brook of Cherith? This is a small brook and it is often dry. Ravens? Can ravens support man or will they snatch what they see in man's hands?" he thought. Very strange still, Elijah obeyed the words of God. He went to the brook and there he sat at the edge. While he was praying, he saw a big black bird coming towards him. "Oh! What is that?" he asked himself. The raven threw bread and meat into Elijah's lap. In the early morning Elijah would shout, "Bless the Lord, O my soul."

In the evening, the raven came back with food to Elijah. Elijah ate, drank and was satisfied, while severe hunger spread in all the cities. That was the state till rain came again and the natural way of living returned.

1. What is the name of the brook near which Elijah stayed?
2. How did the Lord care about Elijah during the famine?

Discussion

- 1 - Follow up the story by talking about it with the children.
- 2 - Continue the discussion while they do the activity.

Learning Activities

Activity Sheet.

Lesson No. (9)

Elisha and the Jars of Oil

References

2 Kings 4

The Life of Elisha by Nagi Fawzi.

Notes for Servants

- ★ Have you experienced the Lord's blessing in your life? If you haven't, then look back in your life and search for what you are missing.
- ★ Our hearts are empty vessels, so let us pray that the Lord may fill them with His grace.

Objectives

General: God's care for the needy.

Specific:

The children will be able to...

- A. Explain how God cared and protected the widow.
- B. Express how God protects His children.
- C. Learn not to be afraid of anything.

Bible Verse

“ Bless the Lord O my soul. ”

Psalm 103:2

Teaching Aids

1. Felt figure and flannel board.
2. Video.

Introduction

- (1) Review last week's lesson.
- (2) Who remembers the verse?
- (3) Remind the children about the church occasions for the coming week.
- (4) Explain the meaning of the word "Prophet."
- (5) Explain that when we face any family problem, we have to raise our prayers to the Lord or ask a priest to take part in solving the problem.

Story Time

Elisha the prophet was a disciple of Elijah the prophet of God. The Lord performed miracles by the hands of Elijah and also through Elisha. One day, a poor widow came to Elisha complaining her problem and weeping. She said, "Sir, my husband died, he was a God-fearing man. He borrowed some money from a man before he died. Now, that man has come to take away my two sons as slaves in payment for my husband's debt."

1. What is the name of the prophet?
2. Why did the woman go to him?

Elisha prayed to God, 'O Lord guide me. 'O Lord solve the problem of this widow. You support the orphan and the widow.' Elisha said to her, "What shall I do for you? Tell me what have you got at home?" Elisha asked. "A jar of oil," she said. Do you believe that the Lord can do a miracle with that jar of oil?" Elisha asked. "I believe, sir," the woman answered him. He said, "Go, quickly to your neighbours and borrow as many empty jars as you can. Then go into the house, you and your sons, close the door and start pouring oil into the jars. Set each one aside as soon as it is full. The woman did not doubt Elisha's words. She obeyed him and did exactly what he told her to do. She did not ask him anything; she was sure that the Lord would bless the oil. She had great faith. The woman went to her house and did as she was told. When they had filled all the jars, the woman said to her son, "Are there any more?" But her son said, "No, there are no other vessels." And at that moment the oil stopped flowing. The Lord blessed the jar of oil.

1. What did Elisha do to help the widow?
2. Did the woman believe him? Why?

The woman went back to Elisha and told the man of God what she did, and said to her, "Sell the oil and pay all your debts, and there will be enough money left for you and your sons to live on. The woman did so and the Lord blessed her family and she lived peace.

Discussion

- 1 - Follow up the story by talking about it with the children.
- 2 - Continue the discussion while they do the activity.

Learning Activities

Activity Sheet.

Lesson No. (10)

God Cares for Esther

References

The Book of Esther

Notes for Servants

- ★ Did you experienced the Lord's blessing in your life? Do you remember what He did to you today, yesterday, and through the past years.
- ★ At the time of troubles remember that He never forget you our forsake you. Fear not, He is the same yesterday, today and forever.

Objectives

General: God's care for the yong Esther.

Specific:

The children will be able to...

- A. Explain how God cared for Esther.
- B. Express how God protects His children and save them.
- C. Learn not to be afraid of anything or anyone.

Bible Verse

“ Bless the Lord O my soul. ”

Psalm 103:2

Teaching Aids

1. Felt figure and flannel board.
2. Video.

Introduction

- (1) Review last week's lesson.
- (2) Who remembers the verse?
- (3) Remind the children about the church occasions for the coming week.

Story Time

Long ago, an announcement swept throughout the ancient land of Persia. King Ahasuerus was

searching for the most meek and most beautiful woman in the land to be his queen. In the country lived a kind and gentle girl named Esther. Her cousin Mordecai brought Esther before the king. The king took one look at her and chose her as his queen. Mordecai often sat outside the king's gates listening to the gossip. One day, he overheard two guards plotting to kill the king. Mordecai told Esther, who in turn told the king. King Ahasuerus then had the men arrested and hanged.

One day, one of the king's officers, a man named Haman, was honoured by the king. Everyone at the king's gate knelt down to Haman but Mordecai. Mordecai was a Jew and bowed to no one but God.. Haman was so angry he vowed to kill all the Jews. Haman obtained the king's permission to have the Jews put to death. The word went out that the Jews were to be killed in the month of Adar. Esther had not heard of the king's decree; and when her maids told her about Mordecai, Esther sent him food and clothing. But Mordecai sent this reply to Esther: "Don't think that you will be saved just because you live in the palace. When the king discovers that you are a Jew, he will kill you too. Esther sent word to Mordecai: "Gather all the Jews in the city. Pray and do not eat for three days and nights. Then I will go to the king." After three days, Esther put on her royal robes and crown and entered the king's chambers.

Esther prepared a banquet and invited the king and Haman. They ate and drank and watched the entertainment Esther provided. At the end of this, King Ahasuerus asked once more, "Esther, what is it that you wish?" Esther I would like to invited you and Haman to the banquet I have prepared for tomorrow. Then I will tell you what I desire." Of course, all this made Haman very proud. He thought he was a very important man indeed. Haman went home and told his wife, "I am the only one Queen Esther invited to be with the king. And the king and I return tomorrow for another banquet! If only I didn't have to see that wretched Mordecai every time I enter the king's gate." Haman's wife suggested to him, "Have a gallows built today. In the morning, you can ask the king to hang Mordecai on it. I'm sure the king will do whatever you ask. Than you can go to the banquet a happy man." So Haman had the gallows built. That night the king could not sleep, so he read the history of his reign. He read how Mordecai's saved his life. In the morning, he asked his attendants, "Did I honour Mordecai for saving my life?" "No my king," came the answer.

Then, Haman came to ask the king to hang Mordecai. But before Haman could speak, the king asked, "What is a good way to honour a man?" Haman thought, He is going to honour me. So he said, "Place the king's robe on the man's shoulders and his crown upon his head, Place him on the king's horse and have a prince lead him through the streets shouting, 'This is a man the king thinks highly of.'" "Then go," said the king. "Get the robe, the crown, and the horse and do as you have suggest to Mordecai the Jew." So Haman did as the king commanded. After the banquet was over, King Ahasuerus again asked Esther, "What can I do for you? She told him about Haman's plan to kill Mordecai and all the Jews. The King ordered that Haman to be hanged in the same place that he wanted to hang Mordecai.

Discussion

- 1 - Follow up the story by talking about it with the children.
- 2 - Continue the discussion while they do the activity.

Learning Activities

Activity Sheet.

Lesson No. (11)

God Cares for **Three friends in the Blazing Furnace**

References

Daniel 3.

Notes for Servants

- ★ "Who shall separate us from the love of Christ? Shall tribulation, or distress or persecution, or famine, or nakedness, or peril, or sword?" (Romans 8:35)
- ★ Your attachment to the cross may deprive you of good worldly things such as jobs, promotions and other privileges in general. Are you ready to stay with Jesus Christ and express your love for Him bearing in mind that He died for you? Are you ready to sacrifice your life for Him?

Objectives

General: God's care for the three children.

Specific:

The children will be able to ...

- A. Explain how God cares and protects those who love Him.
- B. Express how God protects His children.
- C. Learn not to be afraid of anything.

Bible Verse

"The Lord is my shepherd; I shall not want."

Psalm 23:1

Teaching Aids

1. Felt figures and flannel board.
2. Video.

Introduction

- (1) Review last week's lesson.
- (2) Who remembers the verse?
- (3) Remind the children about the church occasions for the coming week.

Story Time

King Nebuchadnezzar had a gold statue made. He ordered all the people to bow down and worship the statue as soon as they heard the sound of the trumpet, and other instruments. Anyone who would not worship the statue would be thrown into the blazing furnace. Shadrach, Meshach and Abednego did not worship the statue. When the King knew that the three young men refused to worship the statue, he became outraged and threatened that he would throw them into the blazing furnace. But the three young men said that their God, whom they worshipped, would be able to rescue them from the blazing furnace and save them from his power. Each one prayed: "I fear no evil."

1. What is the King's name? What did he do? What was his religion?
2. What are the names of the three young men?
3. To whom did they pray? Let us say together: "I fear no evil."

(The servant can explain the situation which expresses their courage and their loyalty to God, and the children can act it.)

The King lost his temper and his face turned red with anger at the three young men because of their undying faith and the way they answered him. He ordered his men to heat the furnace seven times hotter than usual. Then, he commanded the strongest men in his army to tie the three men up and throw them into the blazing furnace. The flames slew the guards who took the men to the furnace. When the King looked, he saw that the men were not tied anymore. Also, there were four men walking about in the fire. The king was amazed ... the king and his men heard the three men singing a hymn of praise, "Come O righteous people, Come..." The king ordered them to come out of the furnace. The three men came out. The fourth man was like the Son of God. He noticed that the hair on their heads were not singed either. Then, the King glorified the Lord.

1. Why did the three young men refuse to worship the statue?
2. What did they say to the King? How did the king punish them?
3. Did the fire affect them? Who was walking with them in the furnace?

Discussion

- 1 - Follow up the story by talking about it with the children.
- 2 - Continue the discussion while they do the activity.

Learning Activities

Activity Sheet.

Lesson No. (12)

Jesus Cares for The Disciples

References

Matthew 8:23-27, Mark 4:35-41, Luke 8:22-25.

Notes for Servants

- ★ The sea was rough, the wind was stormy and the waves were high. We are like small ships in the sea of the world, the winds of temptation must blow and cause the small ship to face danger.
- ★ The disciples were very happy because of the Lord's miraculous deeds, but that did not prevent them from facing the trouble of being in the middle of a rough sea. The Lord may sometimes deprive us of spiritual comfort so that our souls may long for Him more and more with humbleness.
- ★ The ship will never be destroyed as long as Jesus is with us, and in our hearts. Let us have faith in the Lord so that we may not fear.

Objectives

General: God's power and His care for us.

Specific:

The children will be able to ...

- A. Express how they feel when they face danger.
- B. Say why they are afraid of bad things happening.
- C. Explain how the disciples felt before and after the storm.

Bible Verse

"Be of good cheer: it is I; be not afraid."

Mark 6:50

Teaching Aids

- 1) A sailing boat of wood or paper, a net, and plastic fish.
 - 2) Use these items to tell the story.
-

Introduction

- (1) Review last week's lesson.
- (2) Who remembers the verse?
- (3) Remind the children about the church occasions for the coming week.

Story Time

One day a big crowd of people stood by the Sea of Galilee. They listened to Jesus teach. The crowd grew and grew. Soon the people in the back could not see Jesus. And they could not hear Him.

Jesus saw a boat floating in the water, so got into it. Now all the people could see His face. Everyone could hear His voice. Jesus told the people about the kingdom of God. The people listened to all of His words. They stayed and listened to Jesus all day. At the end of the day Jesus told His disciples, "Let's row to the other side of the lake." The disciples stepped into the boat with Jesus and began to row. Jesus went to the back of the boat to lie down to rest.

The lake was quiet and calm. The boat rocked gently. Jesus soon fell asleep. Suddenly a bad storm blew across the lake. Strong winds howled; the sky turned black; dark clouds covered the stars; the waves got bigger and bigger; lots of water splashed into the boat. The disciples tried to row; but the wild waves tossed the little boat up and down. More water rushed in.

Soon the bottom of the boat was filled with water. The disciples thought, "We're sinking. We will all drown!" So they went to the back of the boat to wake Jesus. They shouted, "Save us, Lord! Save us before we all drown!"

Jesus stood up. He spoke to the wind and the waves. He said to them, "Peace! Be still!" The waves stopped tossing; the wind stopped blowing; stars shone in a clear sky; the lake was calm again. It was perfectly quiet.

Jesus turned to His disciples. He looked at them and said, "Why are you so afraid? Don't you believe in Me? Don't you know that I can always help you?"

The disciples looked at each other. They were amazed. They said, "How does Jesus have such power? Even the winds and waves obey Him."

1. What did Lord Jesus say to the sea? to the winds?
2. What should you do if you walk in a dark place?
3. What should you say?

Discussion

- 1 - Follow up the story by talking about it with the children.
- 2 - Continue the discussion while they do the activity.

Learning Activities

Activity Sheet.

Lesson No. (13)

Jesus Feeds The Five Thousands

References

Matthew 14:13-21, Mark 6:30-44.

Notes for Servants

- ★ God does not perform a miracle unless it is necessary, and for the benefit of the believers.
- ★ The Jews asked Him once to perform a miracle, but He did not answer them, because they wanted to test Him only.
- ★ But when they were in the wilderness and were in need of a miraculous deed, Christ gave them enough food to eat and to be filled and have some food left.

Objectives

General: God's power and His care for us.

Specific:

The children will be able to ...

- A. Express how they feel when they are hungry and there is no food.
- B. Explain how the people felt before and after this miracle.
- C. Stand in order in the sanctuary, and anywhere else.

Bible Verse

"It is more blessed to give than to receive."

Act 20:35

Teaching Aids

Felt figures and flannel board.

Introduction

- (1) Review last week's lesson.
- (2) Who remembers the verse?
- (3) Remind the children about the church occasions for the coming week.
- (4) Concentrate on the principle of order and let the children be trained on order and cleanliness. Draw their attention to one fact that every thing in the church should be done in order. The Lord Christ gave food to the disciples and the disciples gave to the people.
- (5) Teach the children to respect and honour the priests and that we should kiss the priest's hand to get his blessing.
- (6) Teach them to make the sign of the cross before they eat.

Story Time

A little boy went on a journey to see Jesus. His mother gave him his lunch of five loaves and two fish.

Jesus talked to the crowd and his words were sweet. By the end of the day, the people became hungry. Jesus wanted to feed those people, but there was not enough food. The little boy gave his lunch to Jesus.

The Lord blessed the five loaves and the two fishes and gave them to the disciples. The disciples gave the people, they all ate and were filled. They took up twelve baskets full of broken pieces leftover for themselves.

1. Why didn't the Lord send the people away?
2. What did the disciples say?
3. How many loaves and how many fish were there?
4. How many baskets were filled with broken pieces?

Discussion

- 1 - Follow up the story by talking about it with the children.
- 2 - Continue the discussion while they do the activity.

Learning Activities

Activity Sheet.

Lesson No. (14)

God Cares for Zechariah and His Wife

to announce the Birth of John the Baptist

References

Matthew 3:1-12, Luke 1:5-23 & 57-80.

Notes for Servants

- ★ A sin committed by a servant of God is more serious than the sin committed by ordinary people. So, we have to be careful that we do not offend our children.
- ★ Do we believe the promise of God when we teach them to our children or are we like the Scribes and the Pharisees? Let's examine ourselves.

Objectives

General: Believing in God's promises.

Specific:

The children will be able to ...

- A. Tell what happened when the angel appeared to Zechariah.
- B. Tell what happened to Zechariah when he did not believe the angel.
- C. Believe that God gives us everything through our prayers.

Bible Verse

"Prepare ye the way of the Lord."

Luke 3:4

Teaching Aids

1. A censor to represent service in the temple, for acting the story, bring a picture of an angel (a wing - vestments).
2. The children act this scene: Zachariah and the angel.

Instructions

- (1) Review last week's lesson.
- (2) Who remembers the verse?
- (3) Remind the children about the church occasions for the coming week.
- (4) Do not concentrate on Zechariah's mistake, so that the children may not have an idea that priests always make mistakes.
- (5) Do not concentrate on Zechariah's silence as he did not believe the angel lest the children

should be afraid of angels and punishment. You can mention that situation in a joyful way.

Story Time

Zechariah and Elizabeth prayed, asking the Lord to give them a child. The Lord answered their prayers even when they were very old.

One day, Zechariah was serving in the Temple in Jerusalem, and then suddenly he saw a vision. The angel of the Lord appeared to him.

"Do not be afraid, Zechariah," the angel said, "For your prayer is heard, and your wife Elizabeth will bear you a son, and you shall call his name John."

"How can this be?" Zechariah asked. "We are too old to have a son."

"I am Gabriel, and God has sent me to announce the birth of your son." God made Zechariah silent because he did not believe.

Zechariah left the Sanctuary. He was silent, the people were amazed. Zechariah went home. Zechariah told Elizabeth about his vision through writing on paper.

1. What are the names of the priest and his wife?
2. What did they pray for?
3. What did the angel say to Zechariah?
4. Why did Zechariah not believe?
5. How could Zechariah tell his wife about the good news?

Discussion

- 1 - Follow up the story by talking about it with the children.
- 2 - Continue the discussion while they do the activity.

Learning Activities

Activity Sheet.

Lesson No. (15)

Review

References

Review lessons from 1 to 14.

Notes for Servants

- ★ Have you been honest and sincere during this period? How many chapters have you studied and how many times have you received communion? Do I feel that I was with God?
- ★ Have you been honest as a person in charge of those children? (a shepherd) - How many times did you mention their names in your prayers? Did you prepare the lesson well? Did you visit the children? The Servant read Ezekiel 34:11, 34:6, Ephesians 25:16.

Objectives

Review and emphasize the main theme for this period which is:

"God Help Us and Save Us."

Bible Verse

Review all Verses

Teaching Aids

use the available aids according to the reviewed lessons.

Introduction

- (1) Review last week's lesson.
- (2) Who remembers the verse?
- (3) Remind the children about the church occasions for the coming week.

Learning Activities

Prepare the activity that fit you review.

Lesson No. (16)

Virgin Mary and the Angel

References

Luke 1, Matthew 1:20-21, Isaiah 4:14.

Notes for Servants

- ★ The Lord looked at the Virgin because of her humility.
- ★ Contemplate the words of the Virgin: "Behold I am the handmaiden of the Lord."

Objectives

General: The Joy of Christmas.

Specific:

- The children will be able to ...
- A. Understand what Christmas is all about.
 - B. Feel the importance of Christmas.
 - C. Be joyful that Christmas is coming.

Bible Verse

"Blessed are thou among women."

Luke 1:28

Teaching Aids

1. Felt figure and flannel board.
 2. Video.
 3. Explain the story through acting.
-

Instructions

- (1) Review last week's lesson.
- (2) Who remembers the verse?
- (3) Remind the children about the church occasions for the coming week.
- (4) Do not mention anything about the relationship between the Virgin Mary and Joseph the Carpenter or how the Virgin became pregnant as this is too difficult for the children to understand.
- (5) Be merry when you present your lesson and let the children sing hymns and enjoy the lesson.

Story Time

A long time ago, there was a young girl, her name was Mary. She had been promised in marriage to a man named Joseph, she lived in a town called Nazareth. One day something unusual happened to her while she was praying, She saw a bright light and then Archangel Gabriel appeared to her and told her, "Rejoice, be happy, God is with you."

St. Mary was a little afraid, she asked the angel what did this mean, "Why do you tell me these strange things?" The angel said, "Mary do not be afraid, God is very pleased with you and you are going to have a baby boy and his name will be called Jesus."

St. Mary was surprised to hear these words and she asked, "How can this be?" The angel told her Jesus will be a holy baby, He is the son of God. The angel also told her good news about her cousin Elizabeth, she was very old and also was pregnant with a baby that she wanted for a long time. St. Mary told the angel, "I am God's servant. May everything happen as what God wants." After that the angel left her and she was very happy.

St. Mary knew that her cousin Elizabeth is an old woman, and she never had children before and she will need help. She could not wait, she hurried to visit her cousin Elizabeth who was staying in a town in the hills. When Elizabeth saw her coming she was very happy and she was suddenly filled with the Holy Spirit. She ran to welcome Mary and told her: "You are blessed among women you are the mother of our Lord. When you greeted me just now, my child leaped for joy inside me. How important it is for a woman to believe in God, for you and I are proof that God can make wonderful things happen!"

Discussion

- 1 - Follow up the story by talking about it with the children.
- 2 - Continue the discussion while they do the activity.

Learning Activities

- 1- Activity Sheet.
- 2- Build the nativity scene and be ready for Christmas.

Lesson No. (17)

Mary visits Elizabeth

The Birth of John

References

Luke 1:39-56.

Notes for Servants

- ★ Contemplate the humility of Mary and her love for Elizabeth. When she heard that her cousin was pregnant, she went to visit and congratulate her, even though, she was the mother of the Lord. Do you congratulate the children on every happy occasion?
- ★ Contemplate John who was filled with the Holy Spirit when he was in his mother's womb. You, too, have been filled with the Holy Spirit since your childhood, so have you chosen the fellowship with God for a long time and can you speak of the good things the Lord has given you?

Objectives

General: Sharing with others their feelings.

Specific:

The children will be able to ...

- A. Understand the meaning of sharing with others their feelings.
- B. Learn to sympathize with others.
- C. Learn how to comfort others.

Bible Verse

"And my spirit hath rejoiced in God my saviour."

Luke 1:47

Teaching Aids

1. Felt figure and flannel board.
2. Video.

Instruction

- (1) Review last week's lesson.
- (2) Who remembers the verse?
- (3) Remind the children about the church occasions for the coming week.
- (4) Servant should draw the children's attention to the importance of sympathising with others, i.e. to acknowledge the presence and to respect the feelings of other. When a friend celebrates his/her birthday we should rejoice and when a neighbour is ill or a relative is in trouble we should not play and be merry.

Story Time

When St. Mary heard from the angel that Elizabeth is pregnant and will have a child, she forgot that she, also, was pregnant and will have the Lord Jesus. She remembered one thing, that her cousin Elizabeth is an old lady (very old, like a grandma). St. Mary decided to go to visit Elizabeth and share her joy with her for the expected child. St. Mary stayed with Elizabeth for six months helping her clean the house, cook her food and preparing what she needed for the new child. After doing all that, she went back to her home.

Discussion

- 1 - Follow up the story by talking about it with the children.
- 2 - Continue the discussion while they do the activity.

Learning Activities

Activity Sheet.

Lesson No. (18)

The Magi "Wise men" Visit The Child Jesus

References

Matthew 2:1-12.

Notes for Servants

- ★ It is not only a Nativity story, but also a story about perpetual life. The Magi saw the star and followed it so that they might witness the Lord's Nativity.
- ★ Now let us look at the Redeemer's Cross and receive communion, so that we may practically know the newborn.
- ★ Refer to the symbols of the Magi's gifts.

Objectives

General: Celebrating Christmas.

Specific:

The children will be able to ...

- A. Learn to give gifts to God through their donations.
- B. Come looking for God in the church and worship Him.
- C. Act the scene of the wise men, offering their gifts.

Bible Verse

"Where is he that is born King of the Jews?"

Matthew 2:2

Teaching Aids

1. A picture representing the Magi and their gifts.
2. Felt figure and flannel board.
3. Video.
4. Make a Christmas party and get the necessary instruments - Three different crowns made of paper and decorated with colours.

Instruction

- (1) Review last week's lesson.
- (2) Who remembers the verse?
- (3) Remind the children about the church occasions for the coming week.

Story Time

When Jesus was born in Bethlehem of Judaea in the days of Herod the king, there came three wise men from the east to Jerusalem, saying, “Where is He that is born King of the Jews? We have seen His star in the east, and are come to worship Him.”

When King Herod heard these things, he was afraid that Jesus will take his kingdom. He decided to call all the chief priests and scribes together. He asked them where Christ should be born. They said to him, “In Bethlehem of Judaea, that’s what is written by the prophet, ‘And thou Bethlehem, in the land of Juda, art not the least among the princes of Juda: for out of thee shall come a Governor, that shall rule my people Israel.’”

Then Herod called the wise men, “Go look carefully and search diligently for the young child; and when you found him, let me know so that I may come and worship Him, also.”

When they heard the king, they departed; and the star, which they saw in the east, went before them, until it came and stood over where the young child was. When they saw the star, they rejoiced with exceeding great joy. After they entered the house, they saw the young child with Mary, His mother, and fell down, and worshipped Him. They opened their treasures, and gave to Him gifts; gold, frankincense, and myrrh.

Discussion

- 1 - Follow up the story by talking about it with the children.
- 2 - Continue the discussion while they do the activity.

Learning Activities

Activity Sheet, or the servant can ask the children to draw a star on a piece of cardboard paper, colour it... then they choose the biggest star and consider it the star that appeared to the Magi.

Lesson No. (19)

Brotherly Love

The Story of the Two Brothers and the Wheat

References

Story.

Notes for Servants

- ★ Meditate on God's love for us. He endured many pains on the cross to save us.
- ★ Your heart should not have any hatred for anyone, otherwise how can your lesson reach the child's heart and fill it with love.

Objectives

General: Love for our brothers and sisters.

Specific:

The children will be able to...

- A. Understand that we should love our brothers and sisters at home.
- B. Share their own things with their brothers and sisters.
- C. Give to their brothers and sisters the things as they get for themselves.

Bible Verse

"Ye love one another."

(John 15:12)

Teaching Aids

1. A picture can be drawn by the Servant, in which the story can be explained in a simple way.
2. If possible, bring some wheat, and put it in two piles so that the lesson may be practical.

Instructions

- (1) Review last week's lesson.
- (2) Who remembers the verse?
- (3) Remind the children about the church occasions for the coming week.
- (4) Children should be encouraged to love their brothers and sisters at home and their classmates at school (they should play together.) It is known that the child in his early years is selfish and we want them to show love for others.

Story Time

Once upon a time there were two brothers; one of them was married with children and the other was single. Each one of them had a field and each one of them reaped wheat and made it into a big pile. They both loved each other and one thought that the other needed more money. The elder brother said, "My younger brother needs money to spend on his clothes and be pleased!" Meanwhile, the younger brother said, "My older brother wants to bring up his children and needs money to spend on his family." Each one of them decided to carry some of his wheat to the other because they deeply loved each other.

The eldest brother took some wheat and walked on his tip toes. While he was walking, he prayed, "O Lord, bless my brother." It was night and the moon was shining and everybody was asleep. The oldest brother went to the land and poured the wheat there quietly.

The younger brother did the same thing. He took some wheat from his pile and carried it into his brother's pile. He was very happy and sang: "O Lord, we are all happy." Next morning, they got up and each went to his own barnyard and each found the same amount of wheat as no pile decreased. It looked as if he had not taken anything from it. They were amazed and did not know what happened. They did the same thing each night. One night, while each of them were walking towards the other's barnyard to pour the wheat, they met each other and each one was carrying the wheat. They understood why their piles of wheat did not decrease in their amount. They kissed each other. Their love was deep. They thanked God who filled their hearts with love for each other.

Discussion

- 1 - Follow up the story by talking about it with the children.
- 2 - Continue the discussion while they do the activity.

Learning Activities

Activity Sheet.

Lesson No. (20)

Epiphany - Baptising Children

References

Matthew 3:13-18.

Notes for Servants

- ★ Through baptism, we obtain salvation, purification, justification, new birth, and membership in the body of Christ.
- ★ You were buried with Christ in baptism, then you cannot take off your new spiritual body to put on the body of sin again.
- ★ Think how Jesus was meek to let John baptize Him. Do you humble yourself before God who told us to learn from Him whom is meek and humble?

Objectives

General: Teach the children that the baptism is becoming members in the body of Christ.

Specific:

The children will be able to ...

- A. Understand that by baptism we become Christians.
- B. Learn that Abouna baptized them when they were young.
- C. Know that Abouna put them inside the baptismal font.

Bible Verse

"Be baptized everyone."

(Act 2:38)

Teaching Aids

1. A visit to the Baptismal font.
2. A vessel containing water, a doll, a towel, white clothes, a girdle.

Instruction

- (1) Review last week's lesson.
- (2) Who remembers the verse?
- (3) Remind the children about the church occasions for the coming week.
- (4) Emphasize the fact that baptism should be through immersion.

Story Time

Miriam and Marcos used to rejoice on Sundays because on that day they go to church in the early morning and enjoy listening to the Mass. But today, they are much happier as their father, Michael has told them that their youngest brother John will be baptised to become a Christian like them. Marcos' mother prepared the white clothes which John will be dressed in after he has been baptised.

In the early morning, the family went to church, to the baptism font. The priest prayed to sanctify the water. He consecrated it with Chrism (Myroon). Mother looked to the west, held John in her left hand and said, "I renounce you, O Satan, all your evil deeds and all your wicked powers." This is a declaration of our enmity to the devil who wants us to do evil.

Then, she looked towards the east and carried John on her right arm and said, "I acknowledge thee, O Christ my Lord, and all your sincere laws and all your commands, deeds and work that give life." This is the manifestation of Christian faith.

The priest immersed John three times in the baptism font saying: "John, I baptize you in the Name of the Father and the Son and the Holy Spirit." Then, he took the Chrism bottle (Myroon) and anointed John 36 times - the head - the chest - the heart - the back - the hands - the top of the shoulders - and the palm of his hand and the back of his hand, then he anointed the lower half of the body saying: "John, I anoint you with the Holy Oil in the Name of the Father, the Son and the Holy Spirit." After having anointed John, the priest prayed "May you be blessed of the heavenly creatures, and the heavenly angels", then he breathed into his face saying: "Receive the Holy Spirit and be a pure vessel through Jesus Christ our Lord."

Then, the priest dressed John in white clothes and tied his neck with a red ribbon called a girdle which refers to the power and deep joy that John has become a soldier in the army of salvation which belongs to our Lord Jesus Christ.

Now, mother is considered John's godmother who is responsible for handling John the teachings of the church and for teaching him to take part in the church sacraments. All the members of the family received communion with John then they went back home full of joy because John was baptised.

Discussion

- 1 - Follow up the story by talking about it with the children.
- 2 - Continue the discussion while they do the activity.

Learning Activities

Activity Sheet.

Lesson No. (21)

God Chooses a Wife for Isaac

References

Genesis 24.

The Life of Abraham - Translated by Archpriest Marcos Daoud

Notes For Servants

- ★ We must seek God's advice before we do anything, especially if what we are going to do is essential for choosing a career.
- ★ Man must not be upset about future matters, so long as he submits his will to the Will of God. We should remember the vers "Thy will be done".

Objectives

General: Trust in the Lord and pray, he will help us.

Specific:

The children will be able to...

- A. Describe the effect of prayer and seeking out the Will of God with His help.
- B. Be confident of the choices that the Lord makes.
- C. Explain the story with all it's feelings and events.

Bible Verse

"Seek and you will find."

Luke 11:9

Teaching Aids

1. A small doll and a jug of water.
2. Felt figure and flannel board.

Introduction

- (1) Review last week's lesson.
- (2) Who remembers the verse?
- (3) Remind the children about the church occasions for the coming week.
- (4) Teacher should prepare the appropriate questions to emphasize the objectives during the lesson.

Story Time

Abraham walked with God and always prayed. He wanted to choose a wife for his son, Isaac, from his land and tribe. Abraham called Eliezer and said to him, "I want you to make a vow in the name of the Lord that you will choose a wife for my son from my land and tribe."

Eliezer stood and prayed to the Lord to guide him to fulfil his master's desire. He said: "The servant repeats the Eliezer's words".

Then, Eliezer saw a beautiful girl. He asked her to give him water to drink. She gave him water to drink and brought water for his camels. Eliezer was happy and he thanked the Lord. He asked the girl about her family.

He found out her name was Rebecca. He went with her and gave presents to her and to her family and asked them to give him Rebecca to be a wife for Abraham's son, and they agreed because the Lord said: "Seek and you shall find"

Isaac was pleased to have Rebecca as a wife and he thanked the Lord because he heard the prayer of his father.

Discussion

- 1 - Follow up the story by talking about it with the children.
- 2 - Continue the discussion while they do the activity.

Learning Activities

Activity Sheet.

God Is With Joseph In Prison

References

Genesis 39-41.

The Life Of Joseph Translated By: Fr. Marcos Dauod

Tales and Stories from the Holy Bible: Beirout

Notes for Servants

- ★ O Lord, choose the good things you desire for us, as when we choose for ourselves, we may lose the good things you intend to give us.
- ★ O Lord, choose for us as your wisdom never makes mistakes. However, we are ignorant and blind. Let us continue our struggle patiently and with self-denial enduring hardships without fear of losses as glory lies beyond suffering and the throne lies beyond the cross.

Objectives

General: God's love and care.

Specific:

The children will be able to ...

- A. Learn that they should not do wrong things no matter who asked them.
- B. Know that God will count the sin on him no matter what is the reason.
- C. Stay away from friends who ask them to do bad things.

Bible Verse

“A faithful man shall abound with blessings”

(Prov 28:20)

Teaching Aids

Felt figures and board.

Introduction

- (1) Review last week's lesson.
- (2) Who remembers the verse?
- (3) Remind the children about the church occasions for the coming week.
- (4) Servant do not concentrate on the detail of Photifar's wife, just mention that she wanted him to cheat on her husband.
- (5) Teacher should prepare the appropriate questions to emphasize the objectives during the lesson.

Story Time

In Egypt, Joseph was sold into slavery. As a slave, Joseph did his work faithfully. Joseph's master saw that God was with Joseph and put him over his whole house. Now the wife of Joseph's master was a wicked woman. She wanted Joseph to cheat her husband. But Joseph would not listen. He said, "How then could I do such a wicked thing and sin against God?" Later this evil woman told her husband lies about Joseph. He became very angry and put Joseph into prison.

But God was with Joseph even in prison. Soon the keeper of the prison put Joseph to look after all the prison, because he saw that he could trust Joseph. In the prison there were two servants of Pharaoh, the king of Egypt. The one was Pharaoh's cupbearer, who brought wine to the king. The other was Pharaoh's baker, who baked his bread. One night both of these men had strange dreams. When Joseph saw that they were sad, he asked them why. They answered, "We both had dreams, ... but there is no one to interpret them." Joseph said, "Do not interpretations belong to God? Tell me your dreams."

The cupbearer told his dream, and Joseph gave the meaning: "Within three days Pharaoh will lift up your head and restore you to your position, and you will put Pharaoh's cup in his hand, just as you used to do." Joseph then asked the cupbearer to mention him to Pharaoh when he was back at his job. The baker also told Joseph his dream, and Joseph gave its meaning: "Within three days Pharaoh will lift off your head and hang you on a tree."

Both dreams came true, just as Joseph had said. But the cupbearer forgot Joseph. And Joseph had to stay in prison two more years. Then Pharaoh had a strange dream. He dreamed that he saw seven fat cows coming out of the river, followed by seven thin cows, who ate up the fat cows. Later that night the king had another dream. He saw a stalk of grain growing with seven full heads on it. Right after that he saw a stalk with seven empty heads, which ate up the full heads.

When Pharaoh could find no one who could tell him what these dreams meant, the cupbearer, who had been in prison with Joseph, remembered Joseph. He told Pharaoh that Joseph could explain dreams. Pharaoh sent for Joseph. When Joseph came, Pharaoh asked him whether he could explain dreams. "I cannot do it," said Joseph. "But God will give Pharaoh the answer he desires." God showed Joseph the meaning of the dreams, so that Joseph could explain them to Pharaoh. He said that both dreams meant the same thing. Egypt would have seven years of great plenty, followed by seven years of famine. Pharaoh was much pleased with Joseph. He put Joseph in charge of gathering food in the seven rich years to be placed in storehouses and saved for the seven poor years.

Discussion

- 1 - Follow up the story by talking about it with the children.
- 2 - Continue the discussion while they do the activity.

Learning Activities

Activity Sheet.

Lesson No. (23)

God gives Joseph favour

in the sight of Pharaoh

References

Genesis 41.

Notes for Servants

- ★ O Lord, choose for us the good things You desire to give us, for when we choose by ourselves, we may lose these good things.
- ★ O Lord, choose for us because Your wisdom never makes mistakes, but we are stubborn and blind.
- ★ Let us continue our struggle patiently and with self-denial enduring hardships without fear of losses as glory lies beyond suffering and the throne lies beyond the cross.

Objectives

General: God's care for Joseph.

Specific:

The children will be able to...

- A. Learn the meaning of honesty in doing things.
- B. Understand that when we visit someone, we must keep everything as it is and not break anything.
- C. Be faithful and honest in your homework.

Bible Verse

“A faithful man shall abound with blessings”

(Prov 28:20)

Teaching Aids

1. Felt figure and flannel board.
2. Video.

Instructions

- (1) Review last week's lesson.
- (2) Who remembers the verse?
- (3) Remind the children about the church occasions for the coming week.
- (4) Teacher should prepare the appropriate questions to emphasize the objectives during the lesson.

Story Time

Joseph spent two years in prison. One day, there was something unusual in Pharaoh's palace. What happened? Pharaoh had two dreams in one night. He sent for all the magicians and wise men in Egypt. He told them his dreams, but no one could explain them to him.

The wine steward remembered Joseph explained his own dreams. He told Pharaoh about him. The King sent for Joseph, and he was immediately taken out of prison. His hair was long and his clothes were dirty. After he had showered, shaved and changed his clothes, he came into Pharaoh's presence. He stood bravely before the King and saluted him. The following dialogue ran between them: "I have heard that you interpret dreams." Joseph said, "It is God's gift to me." The Pharaoh asked him, "Can you interpret my dream?" Joseph answered, "I, myself, know nothing but what the Lord has given me."

The King explained, "I dreamt that I was standing on the bank of the Nile, when seven cows, fat and sleek, came up out of the river and began feeding on the grass. Then, seven other cows came up which were thin and bony. The thin cows ate the fat ones, but they looked as bad as before. After this, I woke up. I also dreamt that I saw seven ears of corn which were full and ripe. Meanwhile seven ears of corn sprouted, thin and scorched by the desert wind, and the thin ears of corn swallowed the full ones. I told the dreams to magicians, but none of them could explain them to me. Can you explain them?"

Joseph prayed, then said: "The two dreams mean the same thing. The seven fat cows are seven years, and the seven full ears of corn are also seven years; they have the same meaning. The seven thin cows which came up later and the seven thin ears of corn scorched by the desert wind are seven years of famine. There will be seven years of plenty in all the land of Egypt. After that, there will be seven years of famine. Now, you should choose some men with wisdom and insight and put him in charge of the country. This man should be able to collect food during the years of plenty and store it so that people may find food to eat during the famine. You must also take a fifth of the crops and store it in the first seven years of plenty to be used as food during the seven years of famine." The King saw that the idea was good.

The Pharaoh said to him, "I will never find a better man than you to do this task. I will put you in charge of my country and all my people will obey your orders because you are faithful." The King removed from his finger the ring engraved with the royal seal and put it on Joseph's finger. He put on him the robe of a great man. He gave him the second royal chariot to ride in.

Discussion

- 1 - Follow up the story by talking about it with the children.
- 2 - Continue the discussion while they do the activity.

Learning Activities

Activity Sheet.

Lesson No. (24)

Jesus and the Teachers

References

Luke 2:40-52.

The Bible for Children, B. H. & J. A.

Notes for Servants

- ★ Have you been tested by the troubles Saint Joseph and Saint Mary went through?
- ★ Remember that Jesus Christ, our Lord, went through all kinds of suffering to set an example for us.

Objectives

General: Love for God and the Church.

Specific:

The children will be able to ...

A. Express their love for God for all the gifts He gives us.

B. Love being in the church and respecting the church.

C. Learn to set nicely in the Church and in the Sunday School Class and learn from their teachers.

Bible Verse

“Love the Lord thy God with all thy heart.”

(Matthew 22:37)

Teaching Aids

Felt figure and flannel board.

Introduction

- (1) Review last week's lesson.
- (2) Who remembers the verse?
- (3) Remind the children about the church occasions for the coming week.
- (4) Teacher should prepare the appropriate questions to emphasize the objectives during the lesson.

Story Time

When Jesus was twelve years old he went with his parents to Jerusalem. It was their custom to go there every year to give thanks to God at the feast of the Passover. He joined in offering the sacrifice of the lamb, honey and wine, and ate the crisp, hard, unleavened bread that reminded the Jews of their flight from Egypt. Jesus was very happy to go to Jerusalem to pray in the Temple.

The festival lasted seven days. When the festival was over Mary and Joseph along with all the group from their home town set out to go back to Nazareth.

Usually men walk together, women walk together and children also walk together playing and having fun. After some time Mary was looking for Jesus but she did not find him. "Where is Jesus?" Mary asked Joseph. "He must have gone ahead with some of the children," he said.

But when they looked for Jesus among the crowds of children they did not find him. Deeply worried, Mary and Joseph hurried back to Jerusalem. They looking along the road full of travellers. They looked everywhere, but they did not find him. Then they went to the Temple, their last hope.

"There he is, look, in Solomon's Porch!" cried Joseph. Jesus was sitting among the teachers who taught in the Temple, as if he were one of them. He was asking them questions and listening to their answers, and everyone who heard him was amazed at his wisdom.

"My son, what are you doing?" Mary cried. "We have been so worried about you!"

Calmly and gently Jesus replied, "Why did you look for me? Didn't you know that I was bound to be in my father's house?"

Then he went back with them to Nazareth. As he grew older, he learned to become a carpenter. But it was obvious that God had given him special wisdom and grace, and everyone who knew him, loved him.

Discussion

- 1 - Follow up the story by talking about it with the children.
- 2 - Continue the discussion while they do the activity.

Learning Activities

Activity Sheet.

Lesson No. (25)

God Saves Daniel

References

Daniel 6.

Notes for Servants

- ★ "Who shall separate us from the love of Christ? Shall tribulation, or distress or persecution, or famine, or nakedness, or peril, or sword?" (Romans 8:35)
- ★ Do you stick to the commandments of the Lord in your practical life or do you become lenient because of men's inducements and threats? Examine yourself carefully before the Lord and pray to the Lord to help you.

Objectives

General: God's care for the Daniel.

Specific:

The children will be able to ...

- A. Explain how God cares and protects those who love Him.
- B. Express how God protects His children.
- C. Learn not to be afraid of anything.

Bible Verse

"My God hath sent his angel, and hath shut the lions' mouths."

Daniel 6:22

Teaching Aids

A picture Daniel in the lions' den.

Introduction

- (1) Review last week's lesson.
- (2) Who remembers the verse?
- (3) Remind the children about the church occasions for the coming week.
- (4) Who has seen a lion? Where do lions live?
- (5) What do lions eat? What do they do when they are hungry?
- (6) Teacher should prepare the appropriate questions to emphasize the objectives during the lesson.

Story Time

Daniel was one of the beloved children of God. He used to pray and fast regularly. He was also honest in his work. King Darius appointed him governor. Daniel became distinguished above all the other governors. They tried to find something wrong with the way Daniel administrated the empire, but they could not. They went and made a statue for the king and asked him to give orders that for thirty days no one is to be permitted to worship anything but the King's statue. Anyone violating this order is to be thrown into lions' den. The king signed the order, he did not know that the order was a plot against Daniel because he prays only to God.

When Daniel learned that the order had been signed, he opened the window of his room and knelt down and prayed to God three times a day. When Daniel's enemies observed him praying to God, they went to the King to accuse Daniel. They said, "Your Majesty, you signed an order that for the next thirty days no one can worship any other god or would be thrown into the lions' den." The King said, "Yes." Then, they said to the King, "Daniel does not obey your order, he prays to his God three times a day." The King looked at their faces and understood their plan against Daniel. But a royal order issued by the King could not be changed. The King was upset.

They arrested Daniel, tied him with chains and brought him to the King. Daniel stood there before the King politely and bravely. The King said to him, "Have you heard the order I issued?" "Yes, Your Majesty," Daniel answered. "Then, why did you not obey my order?" the King asked, and Daniel said, "Because we must obey God rather than men." The King said, "The punishment is that you will be thrown into the lions' den." Daniel answered, "May God rescue you."

They took Daniel and threw him into the lions' den, the lions were very hungry for sometime now. The men were very happy and went back to their houses, but the King was sad. He spent a sleepless night without food. At dawn, the King hurried to the pit. When he got there he called anxiously, "Daniel, servant of the Living God, was your God able to save you from the lions?" Daniel answered, "God sent His angel to shut the mouths of the lions so that they would not hurt me." The King was overjoyed and ordered his guards to pull Daniel out of the pit. So, they pulled him up and saw that he had not been hurt at all. The people were astonished. Daniel told them the story. The King and his men believed in Daniel's God.

Discussion

- 1 - Follow up the story by talking about it with the children.
- 2 - Continue the discussion while they do they activity.

Learning Activities

Activity Sheet.

The Lost Sheep

References

Luke 15.

Notes for Servants

- ★ What is more beautiful for us than to be as one flock, for one shepherd, who is Jesus Christ.
- ★ Most of the time we have a desire in our heart for sin, but Jesus prepared for us all the ways of life for us; grace, blessings and love.
- ★ God, I thank you for choosing me as a shepherd for your little angels, please do not hold your grace from them because of my sins and let me have their blessings and their prayers for my sake, Amen.

Objectives

General: God's love for us and His care for everyone.

Specific:

The children will be able to ...

- A. Feel safe with Jesus and know that He looks after them.
- B. Learn that, if they go far from their parents, they may get lost.
- C. Know what to do if they get lost.

Bible Verse

"The Lord is my shepherd"

(Psalm 23:1)

"I am the Good Shepherd"

(John 10:11)

Teaching Aids

1. The Picture of Jesus, the Good Shepherd.
2. Felt Figures and Flannel Board.

Instructions

- (1) Review last week's lesson.
- (2) Remind the children about the church occasions for the coming week.
- (3) Give the children an idea about sheep and how they live together.
- (4) The teacher should explain the connection between the parable and God's care.
- (5) Teacher should prepare the appropriate questions to emphasize the objectives during the lesson.

Story Time

Once upon a time, there was a big crowd gathered to listen to Jesus. Jesus told people many stories about how much God love them and care for them. Now we are going to hear one of those stories.

A shepherd had one hundred sheep. Some were big and some were little. One little sheep was named Snowflake. The shepherd took good care of his sheep. He looked for green grass and cold water for them.

Every night, when the shepherd went home, he counts his sheep to make sure that they are all there and puts them into their home. One day Snowflake went too far away from the shepherd and was lost. The shepherd took the sheep back home. He counted ninety nine sheep only. One is lost!

The shepherd called Snowflake, Snowflake did not come. Snowflake was lost.

The shepherd went to look for Snowflake. He searched through the night until he heard a sheep crying, "Baa, baa." The shepherd followed the sound and found Snowflake.

The shepherd picked Snowflake up in his arms and carried him all the way to his home. The shepherd was very happy that he had found his little lost sheep.

Discussion

- 1 - Follow up the story by talking about it with the children.
- 2 - Continue the discussion while they do the activity.

Learning Activities

Colouring Page.

Lesson No. (27)

Jesus Save the Disciples

References

Matthew 8:23-27, Mark 4:35-41, Luke 8:22-25.

Notes for Servants

- ★ Many times we go through what the disciples went through, what do we do? Do we do as they did? Or do we do as we teach our children?
- ★ Faith is an essential character for any Christian, without faith no one can call himself a believer.
- ★ While you prepare this lesson think about the storms you are facing in your life and cry to God with faith to help you and see the salvation of the Lord.

Objectives

General: Jesus' power and His care for us.

Specific:

The children will be able to ...

- A. Know that Jesus is strong and has power over everything.
- B. Feel that Jesus is always looking after us.
- C. Learn to pray when they are scared.

Bible Verse

“ The Lord is my shepherd. ”

(Psalm 23:1)

Teaching Aids

1. Felt figure and flannel board.
 2. Video.
-

Instruction

- (1) Review last week's lesson.
- (2) Remind the children about the church occasions for the coming week.
- (3) Teacher should prepare the appropriate questions to emphasize the objectives during the lesson.

Story Time

One day a big crowd of people stood by the Sea of Galilee. They listened to Jesus teach. The crowd grew and grew. Soon the people in the back could not see Jesus. And they could not hear Him.

Jesus saw a boat floating in the water. He got into the boat. Now the people could all see His face. Everyone could hear His voice. Jesus told the people about the kingdom of God. The people listened to all of His words. They stayed and listened to Jesus all day. At the end of the day Jesus told His disciples, "Let's row to the other side of the lake."

The disciples stepped into the boat with Jesus. They began to row. Jesus went to the back of the boat. He lay down to rest. The lake was quiet and calm. The boat rocked gently. Jesus soon fell asleep.

Suddenly a bad storm blew across the lake. Strong winds howled. The sky turned black. Dark clouds covered the stars. The waves got bigger and bigger. Lots of water splashed into the boat. The disciples tried to row. But the wild waves tossed the little boat up and down. More water rushed in.

Soon the bottom of the boat was filled with water. The disciples thought, "We're sinking. We will all drown!" So they went to the back of the boat to wake Jesus. They shouted, "Save us, Lord! Save us before we all drown!"

Jesus stood up. He spoke to the wind and the wave. He said to them, "Peace! Be still!" The waves stopped tossing. The wind stopped blowing. Stars shone in a clear sky. The lake was calm again. It was perfectly quiet.

Jesus turned to His disciples. He looked at them and said, "Why are you so afraid? Don't you believe in Me? Don't you know that I can always help you?" The disciples looked at each other. They were amazed. They said, "how does Jesus have such power? Even the winds and waves obey Him."

Discussion

- 1 - Follow up the story by talking about it with the children.
- 2 - Continue the discussion while they do the activity.

Learning Activities

Colouring Page.

Lesson No. (28)

Alive Again

References

Luke 7:11-17.

Notes for Servants

- ★ Many times we go through what the disciples went through, what do we do? Do we do as they did? Or do we do as we teach our children?
- ★ Faith is an essential character for any Christian, without faith no one can call himself a believer.
- ★ While you prepare this lesson think about the storms you are facing in your life and cry to God with faith to help you and see the salvation of the Lord.

Objectives

General: Jesus' power and His care for us.

Specific:

The children will be able to ...

- A. Know that Jesus is strong and has power over everything.
- B. Feel that Jesus is always comfort us when we hurt.
- C. Learn to how to comfort others.

Bible Verse

“ The Lord is my shepherd. ”

(Psalm 23:1)

Teaching Aids

Felt figure and flannel board.

Instruction

- (1) Review last week's lesson.
- (2) Remind the children about the church occasions for the coming week.
- (3) Teacher should prepare the appropriate questions to emphasize the objectives during the lesson.

Story Time

Alive Again!

If Jesus saw someone who was sad or hurting, what would He do? Would He try to cheer them up or just leave them sad?

Jesus and His followers went to a city called Nain. There He saw a funeral. A young man had died. He was only son of a woman whose husband had died, too. All the people from the city were walking with the woman to comfort her.

When Jesus saw the sad woman, He felt very sorry for her. He said to her kindly, "Don't cry." Then He went to the coffin and touched it. The men who were carrying the coffin stopped.

Jesus said to the dead, "Young man, I tell you, get up!" At once the young man sat up then stood up and began to talk. He was alive again!

Jesus made the young man who had died come back to life.

All the people were surprised. They began praising God. Soon everyone in the whole country had heard the news about Jesus' power.

Jesus was kind to the woman who was sad. He wants to teach us to be kind to other hurting people, too.

Discussion

- 1 - Follow up the story by talking about it with the children.
- 2 - Continue the discussion while they do the activity.

Learning Activities

Colouring Page.

Lesson No. (29)

Earthquake!

References

Acts 16:16-34.

Notes for Servants

- ★ Many times we go through what the disciples went through, what do we do? Do we do as they did? Or do we do as we teach our children?
- ★ Faith is an essential character for any Christian, without faith no one can call himself a believer.
- ★ While you prepare this lesson think about the storms you are facing in your life and cry to God with faith to help you and see the salvation of the Lord.

Objectives

General: Jesus' power and His care for us.

Specific:

The children will be able to ...

- A. Know that Jesus is strong and has power over everything.
- B. Singing hymns to praise God and to have peace when they are afraid.
- C. Learn to pray when they are scared.

Bible Verse

“The Lord is my helper, and I will not fear.”

(Heb 13:6)

Teaching Aids

Felt figure and flannel board.

Instruction

- (1) Review last week's lesson.
- (2) Remind the children about the church occasions for the coming week.
- (3) Teacher should prepare the appropriate questions to emphasize the objectives during the lesson.

Story Time

Earthquake!

If Jesus were in terrible trouble, do you think He would cry or sing? This story shows us what Jesus' followers did when they were in trouble.

Paul and Silas traveled around the country telling people the Good News about Jesus. In the city of Philippi they got into some trouble.

Roman soldiers tore off Paul's and Silas' clothes and beat them with rods over and over again. Then they threw them into jail. And they pinned down their feet between large blocks of wood so they could not escape.

About midnight Paul and Silas were praying and singing songs to God. The other prisoners were listening them.

Rumble ... RUMBLE . . . **RUMBLE!** Suddenly there was a big earthquake! The walls and ground shook. All the jail doors came flying open. The jailer thought his prisoners had escaped. And he started to kill himself.

Paul shouted, "Don't hurt yourself! We are all here."

The jailer fell down before Paul and said, "What should I do to be saved?" That night the jailer and his family believed in Jesus and were baptized.

Singing is a powerful way to teach other people the Good News about Jesus!

Discussion

- 1 - Follow up the story by talking about it with the children.
- 2 - Continue the discussion while they do the activity.

Learning Activities

Colouring Page.

Lesson No. (30)

Review

References

Review lessons from 21 to 29.

Notes for Servants

- ★ Have you been honest and sincere during this period? How many chapters have you studied and how many times have you received communion? Do I feel that I was with God?
- ★ Have you been honest as a person in charge of those children? (a shepherd) - How many times did you mention their names in your prayers? Did you prepare the lesson well? Did you visit the children? The Servant read Ezekiel 34:11, 34:6, Ephesians 25:16.

Objectives

Review and emphasize the main theme for this period which is:

"God Help Us and Save Us."

Bible Verse

Review all Verses

Teaching Aids

use the available aids according to the reviewed lessons.

Introduction

- (1) Review last week's lesson.
- (2) Who remembers the verse?
- (3) Remind the children about the church occasions for the coming week.

Learning Activities

Prepare the activity that fit you review.

Lesson No. (31)

A Woman Pours Perfume on Christ's Feet

References

Luke 7.

Notes for Servants

- ★ Beloved servant, do you give the most precious things in your life to Christ, or you just give things you have no need for.
- ★ Remember that Christ is rich and does not need for anything you can offer, but when you give Him through your loving heart, that will please Him greatly.

Objectives

General: Our love for the Lord Christ and His love for us.

Specific:

The children will be able to...

- A. Learn that God is rich and does not need anything from us, but He is the one who gives us everything.
- B. Know that when we give God from our money or buy something for the church we must get the best.
- C. Offer help in cleaning and organizing the class as part of their gift to God.

Bible Verse

"Be not forgetful to entertain strangers."

(Hebrews 13:2)

Teaching Aids

- 1. Felt figure and flannel board.
- 2. A bottle of perfume.

Instructions

- (1) Review last week's lesson.
- (2) Who remembers the verse?
- (3) Remind the children about the church occasions for the coming week.
- (4) Teacher should prepare the appropriate questions to emphasize the objectives during the lesson.

Story Time

Jesus was in a town called Bethany. A man called Simon invited Jesus to have dinner with him. Jesus accepted his invitation. Simon invited his friends and his neighbours and made a great feast. (Describe it as a big party).

Jesus came and he was happy to sit among those good-hearted people. While they were sitting, a woman carrying a jar of expensive perfume entered Simon's house. She desired to express her love for Jesus, so she poured the perfume on Jesus' head.

(This action was normal in those days, and it was an evidence that the host desired to honour and entertain the guest).

She also poured the perfume on His feet. The sweet smell of the perfume filled the house. The woman dried Christ's feet with her hair and kissed them. Jesus was pleased with her because what she did was good.

Discussion

- 1 - Follow up the story by talking about it with the children.
- 2 - Continue the discussion while they do the activity.

Learning Activities

Activity Sheet.

Lesson No. (32)

The Power of Christ When on The Cross

References:

Matt. 27:45-56, Mark 15:33-38, Luke 23, 44, 45.

Notes for Servants

- ★ We repeat these words during the Holy Week: Thine is the power to declare our believe in Christ crucifixion as divine power.
- ★ Christ was powerful in His death. Through His death, He abolished death. By His death, He bruised the head of the serpent and fulfilled the promise which had been given to human beings in the days of Eve (Genesis 3:15).

Objectives

General: Christ reveal His power and His divinity on the Cross.

Specific:

The children will be able to ...

- A. Accept Christ on the Cross as King.
- B. Learn that the Cross is great power for all of us.
- C. Know that through the Cross we received eternal live.

Bible Verse

" Truly this was the Son of God. "

(Matthew 27:54)

Teaching Aids

1. The Crucifix Icons.
 2. Video and slides.
-

Instruction

- (1) Review last week's lesson.
- (2) Who remembers the verse?
- (3) Remind the children about the church occasions for the coming week.
- (4) Servant may start by asking the following: What did Christ offer because of His love for us? Why does the Church celebrate Good Friday? Who was crucified with Christ? What did they put on His head?
- (5) Teacher should prepare the appropriate questions to emphasize the objectives during the lesson.

Story Time

Now from the sixth hour, there was darkness over all the land until the ninth hour. And about the ninth hour Jesus cried with a loud voice, "My God, My God, why hast thou forsaken me?" A man took a sponge filled with vinegar, and put in on a reed and gave it to Him to drink. Jesus cried again with a loud voice and yielded up His Spirit.

And behold the curtain of the temple was torn in two, from top to bottom and the earth shook, and the rocks were split, the tombs also were opened and many bodies of the Saints who had fallen asleep were raised, and coming out of the tombs after His Resurrection they went into the holy city and appeared to many.

When the centurion and those who were with him, keeping watch over Jesus saw the earthquake and what took place, they were filled with awe, and said, "Truly this was the Son of God." There were also many women there, looking on from afar, who had followed Jesus from Galilee, ministering to Him, among whom were Mary Magdalene, and Mary mother of James and Joseph, and the mother of the sons of Zebedee.

Discussion

- 1 - Follow up the story by talking about it with the children.
- 2 - Continue the discussion while they do the activity.

Learning Activities

Activity Sheet.

The Angel Appears to the Marys

References

Matthew 28, Luke 24:1-12

Notes for Servants

- ★ O death, where is your power? Where is your destruction?
- ★ The Resurrection of our Lord is a great victory for all the human race, especially the Christians, over death. Do you follow His example to win victory over sin?

Objectives

General: The joys of Resurrection.

Specific:

The children will be able to...

- A. Live the joy of Easter and to enjoy their time with their families.
- B. Understand that Easter is not only for the food and gifts, but also we must remember the poor and the needy.
- C. Believe that Christ is alive in heaven and He will come, one day, to take us to live with Him there.

Bible Verse

" He is not here; but is risen. "

(Luke 24:6)

Teaching Aids

1. Felt figure and flannel board.
2. Video.
3. The picture of Christ rising from the dead - Cymbals - triangle - head coverings for the Marys.

Instructions

- (1) Ikhrastos Anisty, Alethos Anisty - Christ has risen.
- (2) Review last week's lesson.
- (3) Who remembers the verse?
- (4) Remind the children about the church occasions for the coming week.
- (5) Teacher should prepare the appropriate questions to emphasize the objectives during the lesson.

Story Time

Lord Christ has risen from the dead on the third day early on Sunday, at dawn.

The Marys went to the tomb bringing the spices which they had prepared and certain others with them. However, they found the stone rolled away from the tomb. They went in and did not find Jesus' body inside it. While they were looking around two angels appeared to them. The angels were very bright and shining like the sun. The Marys were afraid and bowed down their faces to the earth. The angels told them saying: Do not be afraid, for I know that you seek Jesus who was crucified. He is not here; for He is risen. Remember what He said to you when He was in Galilee saying that the Son of man must be crucified and on the third day rise again.

They remembered His words and returned from the tomb and told all these things to the eleven and to all the rest. It was Mary Magdalene, and Joanna, and Mary the mother of James and other women that were with them, which told these things unto the apostles.

When they said these things to the disciples, their words seemed strange to them and they did not believed them. Then, Peter and John ran to the tomb; and he found the linen clothes laid by themselves and he was surprised.

Mary Magdalene was weeping at the tomb. She looked backwards and saw a young man. She thought that He was the gardener, but after the gardener talked to her she knew that He was the Lord. Mary was happy. She went to the disciples to inform them of the good news, that she had seen the Lord.

Discussion

- 1 - Follow up the story by talking about it with the children.
- 2 - Continue the discussion while they do the activity.

Learning Activities

Activity Sheet.

Lesson No. (34)

Saint Mark and the Lion

References

Sinaxarium 30 Barmudah
El karaza Magazine August 1965

Notes for Servants

- ★ By watching Jesus, St. Mark learned the power of prayer and used it in his ministry to preach Christianity in different places. Have we learnt to use the same power in dealing with the difficulties we are facing every week in our service?
- ★ St. Mark preached by prayer and trusting in the power of God. Can we follow his example with our children and those whom you find it difficult to convince?

Objectives

General: God's love.

Specific:

The children will be able to...

- A. Learn that the power of God is able to do anything.
- B. See St. Mark's example in imitating Christ and following him.
- C. Know that we should be thankful to St. Mark who guided us to the light of knowing Jesus Christ.

Bible Verse

" The Lord is my light and my salvation; Whom shall I fear? "

(Psalm 27:1)

Teaching Aids

1. Felt figure and flannel board.
2. Video.
3. The pictures of the Saint Mark.

Instructions

- (1) Review last week's lesson.
- (2) Who remembers the verse?
- (3) Remind the children about the church occasions for the coming week.
- (4) The servant should show the children St. Mark's picture and ask them the following questions:
+ What is the name of that man?

- + What is the name of the animal beside his feet?
 - + What do you know about the lion?
 - + Why did the lion listen to the saint?
- (5) Teacher should prepare the appropriate questions to emphasize the objectives during the lesson.

Story Time

St. Mark was born in Libya. When he was a young boy, his family travelled back to Jerusalem to live there. At this time Jesus had started His ministry and St. Mark used to go with the children to see Jesus. They loved to see Him and to listen to His sweet words. He had seen the sick whom Jesus healed, and the miracles that Jesus had performed everyday. Jesus was calm and gentle, He used to spend the whole night praying.

One day, St. Mark was travelling with his father and after they left the city, two lions appeared before them roaring and running towards them with their mouths open, ready to devour both of them. The father was afraid, he wept and said to his son: "Leave me here for the lions to eat me and get back home." But St. Mark said, "Do not be afraid, my father. Jesus is able to do anything. I saw Him performing miracles."

St. Mark knelt down, closed his eyes and prayed: "Jesus rescue us, keep us safe and protect us. Protect my father. Rescue us from the lions." When he ended his prayer, he opened his eyes and saw the two lions fall on the ground suffering from severe pain and they could not move. His father was amazed and said, "Christ is the Lord." He kissed his son because his prayer rescued them. He said to his son, "From now on, I am a Christian."

St. Mark loved Jesus very much and later became His disciple. A few years later St. Mark came to Egypt and preached Christianity. St. Mark became the first Pope for our church. We love St. Mark and we ask him to intercede for us.

Discussion

- 1 - Follow up the story by talking about it with the children.
- 2 - Continue the discussion while they do the activity.

Learning Activities

Activity Sheet.

Lesson No. (35)

The Lord Calls Peter

The Miracle of Catching Big Amounts of Fish

References

Luke 5.

Notes for Servants

- ★ Have you surrendered your life, your heart, your body, your senses and your thoughts to the Lord Jesus Christ? Do you let Him lead your life according to His Will?
- ★ Do you obey the commandments of the Lord, even if they are beyond your experience and understanding? Do you set yourself as an example to your students.

Objectives

General: Obey the Voice of God.

Specific:

The children will be able to...

- A. See the power of the Lord Jesus Christ.
- B. Find out that if they are with Jesus they will not need anything.
- C. Know that if you give God room in your heart, He will give you many blessings.

Bible Verse

"Lord, what wilt thou have me to do?"

(Acts 9:6)

Teaching Aids

1. Felt figure and flannel board.
2. Video.
3. The picture of Peter catching fish, a net or piece of cloth, and models of fish made of cardboard paper.

Instructions

- (1) Review last week's lesson.
- (2) Who remembers the verse?
- (3) Remind the children about the church occasions for the coming week.
- (4) Servant may start with the following questions: How many disciples did Christ choose? Such as ...? Do you know how Peter became Christ's disciple?
- (5) Teacher should prepare the appropriate questions to emphasize the objectives during the

lesson.

Story Time

St. Peter was a fisherman. He had a boat and a net. He went to the lake everyday before sunrise to catch fish. He could catch a lot of fish in the dark, because the fish cannot see the net and it can be caught easily. He was catching fish near the shore because the water was calm there and had a lot of fish.

Today, St. Peter threw his net and waited for a long time, then he drew the net but there weren't any fish. He threw the net in many times through out the morning, but caught nothing. He was tired and hopeless, he washed the net and left it to dry. He thanked the Lord and decided to go home.

St. Peter saw many people coming towards him. He saw the Lord Jesus among them. The people were very happy, they came to listen to His sweet words. Some of them were sick, but Peter saw them walking with Him and shouting and they were happy. Jesus got into St. Peter's boat, and spoke to the people who were very happy to hear Him. St. Peter was happy and desired to follow Jesus. After the sermon, Jesus said to St. Peter, "Peter," and St. Peter replied, "Yes, Lord." Jesus said, "Take the boat out further to the deep water and let your nets down for a catch." Then, he said, "Master, we worked hard all night long and caught nothing. But if you say so, I will let down the nets."

St. Peter let the nets down and caught such a large number of fish that the nets were about to break. He called his partners in the other boat to come and help him. And they came and filled both boats, so that they began to sink. When St. Peter saw this, he fell at Jesus' feet saying, "Depart from me, for I am a sinful man, O Lord."

He was astonished at the catch of fish which they had taken. Jesus said to him, "Do not be afraid; from now on you will catch men." St. Peter said, "Lord, what wilt thou have me to do? Would you please let me live with you?" The Lord Jesus said, "Come and be my disciple." St. Peter left the ship, the nets and everything and became Jesus' disciple.

Discussion

- 1 - Follow up the story by talking about it with the children.
- 2 - Continue the discussion while they do the activity.

Learning Activities

Activity Sheet.

Lesson No. (36)

The Great Power of God

References

None.

Notes for Servants

- ★ Do you believe in the power of God and He can do things out of the ordinary to protect you and save you from your enemies.
- ★ Remember that nothing is impossible with God. Depend on Him and wait for His salvation.
- ★

Objectives

General: Glorifying God.

Specific:

The children will be able to...

- A. Know that the power of God is unlimited and He can do anything to protect us.
- B. Learn that no one can harm them if they believe in God's power.
- C. Understand the meaning of glorifying God.

Bible Verse

"Praise Him in His mighty firmament."

(Psalm 150:1)

Teaching Aids

1. Felt figure and flannel board.
 2. Video.
-

Instructions

- (1) Review last week's lesson.
- (2) Who remembers the verse?
- (3) Remind the children about the church occasions for the coming week.
- (4) Teacher should prepare the appropriate questions to emphasize the objectives during the lesson.

Story Time

Peter was a faithful, Christian man. He was a jeweller who makes articles of gold. Peter always went to church and received the Holy Communion. He always use to say: "The power of the Lord is great and full of wisdom." There was a pagan (an idol worshipper) who was his enemy. Whenever he heard Peter say: "The power of God," he became furious and said, "Where is His God. I want this man to stop talking in this silly way."

That pagan was a secretary to a minister. That minister had a very precious ring. One day, his boss called him and said to him, "Find me an honest jeweller who can set a gem in this ring. Take care not to lose it, otherwise your head will be cut off." The pagan was happy for this chance to test Peter and to see how he would benefit from the power of God. He went to Peter and said: "I want you to set a gem in this ring. This is the minister's ring. Take care not to lose it. He wants the ring as soon as possible. When shall I take it back?" Peter said: "The power of God is great. You can take it after three days."

Peter took the ring and put it in front of him. He was busy working and there were many things on the table. The pagan stole the ring and said to Peter: "I will come after three days?" Peter said: "Goodbye my son. The power of God is great." The pagan was afraid that someone might see the ring with him. He threw it into the sea and went back to his office. The minister said, "Where is the ring?" The pagan said, "I put it in a jeweller's shop of an honest and clever man called Peter." "When will you bring it back?" the minister asked. The man said: "After three days."

Peter searched for the ring, but he did not find it. He looked everywhere, but did not find the ring. Peter prayed: "In the name of the cross... in the Name of the Father and the Son. What shall I say, O Lord. The power of God is great." He closed the shop and sadly went home. His wife asked him why he was sad and he said to her, "I have lost a very precious ring, it is the minister's ring. If I do not give it back after three days, they will cut my head off as they will accuse me of stealing it." His wife said, "Do not be afraid. May the Lord be with you."

Next day, Peter went sadly to the shop. Any customer who came to him that day could not buy anything as Peter said to all those who came, "I am sorry, I won't work today." A fisherman came to him and said: 'Good morning Peter. I brought a big fish for you.' Peter answered: "Good morning my son. I have no desire to buy anything." But the man did **not want to leave Peter alone** and insist to give Peter the fish. Peter said, "Take it to my house." The fisherman rejoiced and gave the fish to Peter's wife and said to her: "Cook it so that Peter may eat fish at dinner." The lady took the fish and said, "In the name of the cross." She opened it and something came out of it. What is this? A very beautiful ring as that of a king. She rejoiced. She ran to Peter's shop. "Look, I found this ring in the fish." Peter could not believe his eyes and said: "The Power of God is great. Thank you Lord" He put the gem in the ring as he promised. The pagan came on the third day and asked, "Have you set the gem in the ring?" Peter said, "Yes, sir. The power of God is great." The pagan was shocked. The man said: "God whom you worship is truly powerful." The pagan said to Peter: "From now on I am a Christian." He became Peter's best friend.

Discussion

- 1 - Follow up the story by talking about it with the children.
- 2 - Continue the discussion while they do the activity.

Learning Activities

Activity Sheet.

Lesson No. (37)

Jesus Went to Heaven

References

Acts 1:9-14.

Notes for Servants

- ★ Contemplate Christ ascending to heaven. He will come back again in the same way. Lift up your heart to Him.
- ★ Always lift up your eyes to heaven where you can find your help.
- ★ What no eye has seen, nor ear heard, nor the heart of man conceived, what God has prepared for those who love Him.

Objectives

General: Our love for Christ who rose up to heaven.

Specific:

The children will be able to...

- A. Believe that Jesus is alive.
- B. Know that He is with us all the time even when we do not see Him.
- C. Learn that Jesus wants us to love one another as He loves us.

Bible Verse

"Jesus is risen."

Luke 24:6

Teaching Aids

1. Felt figure and flannel board.
2. A big coloured picture of the Ascension, cotton to represent the clouds, and four wings for two angels.

Instructions

- (1) Review last week's lesson.
- (2) Who remembers the verse?
- (3) Remind the children about the church occasions for the coming week.
- (4) Teacher should prepare the appropriate questions to emphasize the objectives during the lesson.
- (5) Servant may start by asking the following:
 - + Who rose from the dead?

+ What did He do after the Resurrection?

Story Time

After Christ had risen from among the dead, He appeared to the disciples. He encouraged them during the period of forty days before His ascension. He spoke to them about the Kingdom of God and about the church system. They asked Him: "Lord, what do you want us to do?" He commanded them to stay in Jerusalem.

The disciples were together. Christ blessed them. Suddenly, they saw Jesus rising up. He went up to heaven as you see in this picture. They were looking upwards to Him saying, "Praise the Lord." They saw two angels in white standing.

The angels said to them, "Why are you standing there looking up at the sky? This is Jesus, who has gone to heaven, will come back in the same way that you saw Him go up." The apostles went back to Jerusalem. They were happy because of Christ's ascension. They sang a hymn: "He went up to the highest heaven and sent to us the Paraclete".

Note:

Draw the children's attention to the fact that we pray with our faces toward the east because the Lord Christ went up to heaven towards the east and will also come from the east.

Discussion

- 1 - Follow up the story by talking about it with the children.
- 2 - Continue the discussion while they do the activity.

Learning Activities

Activity Sheet.

Lesson No. (38)

Love for Others and Serving Them

Anba Sarabuamun Abou Tarha

References

Coptic Orthodox Book of Saints, Part 1, St. George & St. Joseph, Montreal.

Notes for Servants

- ★ Do you love your brothers and sisters? Do you love all people?
- ★ What have you done for your brothers or sisters, the poor and the needy? Did you help them when they were in need?
- ★ Beloved, ask yourself, is your love for your brothers and sisters a special love? or mere words?

Objectives

General: Our love for our brothers and sisters and serving them.

Specific:

The children will be able to...

- A. Understand the meaning of charity.
- B. Bring donation to help in serving others.
- C. Remember their brothers or sisters when buying anything such as chocolate or candy.

Bible Verse

" Charity never faileth. "

(1 Corinthians 13:8)

Teaching Aids

1. The picture of Anba Sarabuamun.
2. Felt figure and flannel board.

Instructions

- (1) Review last week's lesson.
- (2) Who remembers the verse?
- (3) Remind the children about the church occasions for the coming week.
- (4) Train the children to put their donation in the church box or Sunday School donation box so that the church may use it to help the needy.
- (5) Teacher should prepare the appropriate questions to emphasize the objectives during the lesson.

Story Time

Before Anba Sarabuamun became a monk, his name was Saleeb (means Cross.) He was born in one of the villages in the Delta Nile of Egypt. He used to sell oil on his donkey to earn money. One day, he was accused falsely of killing someone. At court he asked them to bring the body, then he prayed hard to God and asked Saint Mary to intercede for him.

He ordered the dead man to tell the court about the killer. The dead man opened his eyes and told the court the name of the man who killed him, then he asked him to sleep again to wait for the judgement day, and the man fell asleep again. Everyone was astonished and they set him free. In order to avoid to being praised by the people, Saleeb went immediately to St. Anthony's Monastery and became a monk.

He was pious and worshipped God honestly and sincerely. They decided to choose him to be the Bishop of a place called Menoufya. He loved the poor, his brothers and sisters and everybody else. He used to carry a basket full of wheat and many other things (rice, meat, soap, oil, clothes, etc.) and gave it to the needy. He used to cover his face with a veil so that no one would recognize him.

One day, a man named Hanna the carpenter saw him and he thought that he was a thief. Hanna did not recognize him. He saw Anba Sarabuamun as a man with clothes that looked strange. His clothes covered his whole body except his eyes. He decided to follow him. When he arrived at a certain house, he knocked at the door and a poor woman opened it. He gave her a basket without speaking to her. Then, he went back.

Hanna the carpenter ran after him and saw his face and knew that he was Anba Sarabuamun. The Bishop warned him not to follow him again and ordered him not to mention what he saw to anyone. May the blessing of his prayer be with us. Amen.

Discussion

- 1 - Follow up the story by talking about it with the children.
- 2 - Continue the discussion while they do the activity.

Learning Activities

Activity Sheet.

Lesson No. (39)

The Feast of Pentecost

The Holy Spirit came as a tongue of fire

References

Acts:2.

Notes for Servants

- ★ All the Sunday School servants should be exactly as the disciples were, unity is very important for the church (the faithful people) and also for the servants (Ephesians 4:1-6).
- ★ We have to take this chance to renew the act of the holy Spirit in both the fruiting service and the good act.

Objectives

General: Indicate the work of the Holy Spirit in us.

Specific:

The children will be able to

- A. recognize that the Holy Spirit is the spirit of God.
- B. know the gifts of the Holy Spirit.
- C. Learn about the blessings of the Holy Spirit.

Bible Verse

"But Ye shall receive power, after that the holy Ghost is come upon you."

(Act 1:8)

Teaching Aids

Picture of the lesson.

Instruction

- (1) Review last week's lesson.
- (2) Who remembers the verse?
- (3) Remind the children about the church occasions for the coming week.
- (4) We have been filled with the Holy Spirit when we received the Miron oil. Create in me a clean heart O God, and renew a steadfast spirit within me.
- (5) Teacher should prepare the appropriate questions to emphasize the objectives during the lesson.

Story Time

Jesus commanded his disciples to stay in Jerusalem until they receive the Holy Spirit. The twelve disciples, together with men and women spent the day of Pentecost praying, waiting for the Holy Spirit.

Suddenly, a sound came from heaven. This sound was like a strong wind blowing loudly, and filling the house. Then the holy Spirit came down from heaven as tongues of fire and laid down on the house, where the disciples were gathered, and set upon each of them. When they were filled with the Holy Spirit, the disciples began to speak with other languages. They were given this power to spread the Word of God to everyone.

Jewish people from all over the world came to Jerusalem because of their feast (the Jewish fifth feast) which comes 50 days ahead of Easter. They call it the Planting day and all the Jewish people offer some of their wheat to the temple. When the people heard the noise, many of them were gathered around the home where the disciples were. They were amazed of how the Galilean disciples know their languages.

- + Peter's speech as an example of the act of the Holy Spirit.
- + As a result of this speech, three thousand believed and joined the church and were baptized.
- + The servant should give the students some idea about the prayer service in the night of pentecost; "But the hour cometh and now is, when the true worshippers shall worship the Father in spirit and in truth: for the Father seeketh such to worship him" (John 4:23).

Discussion

- 1 - Follow up the story by talking about it with the children.
- 2 - Continue the discussion while they do the activity.

Learning Activities

Activity Sheet.

Lesson No. (40)

The Life of Fellowship

The Church of the Apostles is a Church of Love

References

Acts 4:32-37.

Notes for Servants

- ★ Have you been kind to the poor and the needy? Have you shared their way of living and felt the same way they feel in the morning?
- ★ Did you bring happiness to some of them by your gift of love and help? (We rejoice with those who rejoice and we give to all those who need.)
- ★ The more man keeps away from the love of the world, the more he is filled with love for God. Remember they are Jesus' brethren.

Objectives

General: Love - believers' love for one another.

Specific:

The children will be able to...

- A. Know that when Jesus died on the Cross, He made us all as one big family. We are all brothers and sisters.
- B. Understand that they share their toys with other children who don't have toys.
- C. Learn that the main thing is our love for the brothers and sisters.
- D. Believe that every time we help someone, God helps us when we need help.

Bible Verse

" They had all things common. "

(Acts 4:32)

Teaching Aids

1. Felt figure and flannel board.
2. A picture showing the apostles receiving the believers' gifts.

Instructions

- (1) Review last week's lesson.
- (2) Who remembers the verse?
- (3) Remind the children about the church occasions for the coming week.
- (4) Teacher should prepare the appropriate questions to emphasize the objectives during the lesson.

Story Time

The disciples met people in the streets, in the market and on the roads. They spoke to them about Christ. They said that Christ came from heaven and lived on earth and that He died for us so that we might not die. He was buried in the tomb and stayed there three days and also he rose up again and they were witnesses.

Many people believed in God, and love filled their hearts toward one another. Believers used to sell their properties and gave the price to the disciples. They did not keep anything for themselves. Some Christian believers had fields, and when they gather the crops, what would they do? They'd take some of the crops to the disciples. Other people when they got their pay from work, they gave some of it to the disciples.

Also, the children, when they got some money from their parents, they'd take it to the disciples. The disciples would take the money and give to the poor, each one according to his need. All Christians, out of their love for Christ and for each other, used to help each other in their work, children shared their toys, food and gifts.

The Jews were annoyed when they heard that many people believed in Christ and they loved one another and gave their money to the disciples for the poor. They arrested the disciples and struck them severely. But the disciples were happy and preached more and more. They said, "Christ died for us and we must die for him.

Christ loves us and we love Christ so we must love our brothers and sisters. The Scripture says: 'You shall love your neighbours as yourself.'" The disciples were put in prison, in dark places, tied with chains of iron, but they prayed, sang hymns and rejoiced because they loved Christ. They endured everything for Him. When they went out of prison, they continued preaching to people again.

Discussion

- 1 - Follow up the story by talking about it with the children.
- 2 - Continue the discussion while they do the activity.
- 3 - The pupils should collect some money for the next time to be given to the poor.

Learning Activities

Activity Sheet.

Lesson No. (41)

The Church Serves the Sick People

References

James 5:14-16.

Notes for Servants

- ★ Why we feel sick sometimes? Is it our body or our soul? Why does God allow these to happen to us?
- ★ Meditate in His love, He sometimes allow these things to happen to us to remind us about our wrong doing so we may confess our sins. Then, He will restore our health .

Objectives

General: The church prays for the sick.

Specific:

The children will be able to...

- A. Learn the names of the seven sacraments of the church.
- B. Tell the priest about the sick children whom they know.
- C. Pray for anyone they know who are sick.

Bible Verse

**" Is any among you afflicted?
Let him call for the elders of the church. "**

(James 5:14)

Teaching Aids

1. Felt figure and flannel board.
 2. A plate - oil - cotton.
-

Instructions

- (1) Review last week's lesson.
- (2) Who remembers the verse?
- (3) Remind the children about the church occasions for the coming week.
- (4) Teacher should prepare the appropriate questions to emphasize the objectives during the lesson.

Story Time

A lady, from a city in upper Egypt called Assiut, was very sick. She could not move her leg. Her husband called the doctor to examine her. After He examined her, he said to her husband secretly, "Her leg must be cut off." The lady understood that her leg must be cut off. She wept bitterly and said, "My leg will never be cut off, I am confident of God's power, Jesus will heal me."

She asked her husband to call the priest to perform The Unction of the Sick sacrament, and anoint me with oil and I will be healed."

The Scripture says: "Is any sick among you? let him call for the elders of the church; and let them pray over him, anointing him with oil in the name of the Lord" (James 5:14)

After, the doctor left, her husband went to church and told Abouna what happened with his wife and asked him to come and pray for her. In the morning the priest came and brought with him a deacon carrying a small bag containing the Book of the Unction of the Sick Prayer, a censor and some incense. When they entered the house, the woman got up, greeted the priest and kissed his hand. He said to her, "If you have faith, Christ will make you whole."

He brought a plate, some oil and 7 pieces of cotton. He lit a piece of cotton, and said a prayer. Then, he lit another until he lit all 7 pieces in a shape of a Cross. He prayed seven prayers and all the members of the family prayed with him. He anointed her with the oil and left the house.

At night the woman felt something in her leg then she started to move it. She was shocked, she could move her leg again. She called her husband and said, "I am healed e, I can move my leg. I told you that Jesus will heal me. Thank you God." She stood up and walked. They were all happy.

Next day they went to the church and prayed thanking God for His mercy. They went to Abouna to tell him the good news and to thank him.

Discussion

- 1 - Follow up the story by talking about it with the children.
- 2 - Continue the discussion while they do the activity.

Learning Activities

Activity Sheet.

Lesson No. (42)

Prayer - Anba Shenouda

References

- + The Precious Gem (Alkhareeda Al Nafeessa) Part I
- + The Biography of the great Saint Anba Shenouda the Archimandrite.

Notes for Servants

- ★ Do you feel that you are in need of the power of prayer, and that prayer for your soul is like food for your body?
- ★ Do you contemplate the prayer when you recite it? Does your prayer come out from your heart or only out of your mouth?
- ★ Pray earnestly to God that He may help you in your life and in your service.

Objectives

General: Love of prayer.

Specific:

The children will be able to...

- A. Learn that prayer is a relationship and communication with God.
- B. Practice to think about the words which they may say in their prayers and feel that they are talking to God.
- C. Know that God will hear our prayers, but only if it come out of our hearts.

Bible Verse

" Men ought always to pray. "

(Luke 18:1)

Teaching Aids

A picture of Anba Shenouda.

Instructions

- (1) Review last week's lesson.
- (2) Who remembers the verse?
- (3) Remind the children about the church occasions for the coming week.
- (4) Teacher should prepare the appropriate questions to emphasize the objectives during the lesson.
- (5) Servant may start the lesson by asking the following:
How often do you pray?

Do you pray with your family?

Story Time

The picture in your hand is the picture of a great holy man whose name is Anba Shenouda. He was born in Souhag and his father owned many sheep. Some shepherds asked his father to let Shenouda go with them to take care of the sheep. He was seven years old at that time. His father agreed on the condition that his son would spend the night at home.

Shenouda took all that he needed (food, water, etc.) and went out in the morning and spent the whole day outside with the sheep and shepherds. He used to give his food to the shepherds and fasted for the whole day.

He leave the field at sunset to go home. His mother noticed that he always come home late at night. When his mother asked him why he was late, the shepherds told her that the boy leave them at sunset. The next day, one of the shepherd followed Shenouda from a distance and watched him. Shenouda stop at the edge of near the village and stood there to pray. His fingers were shining like candles and smell of incense filled the place. The shepherd went and told his mother what he saw.

Shenouda became a monk. Few years later Anba Shenouda became a father for many monks as he loved the Lord, so he loved to pray.

Discussion

- 1 - Follow up the story by talking about it with the children.
- 2 - Continue the discussion while they do the activity.

Learning Activities

Activity Sheet.

Lesson No. (43)

Christ calls Nathanael

References

John 1:47-51

Notes for Servants

- ★ Do you really feel that Christ has called you to perform this service? If there are obstacles, search for them and remove them.
- ★ Do you usually search for new disciples for Christ such as Philip? Did you try to bring more people to Christ through your service and your good deeds.

Objectives

General: To know Christ and to Love Him.

Specific:

The children will be able to...

- A. Learn how good Christ's and be able to talk to others about Him.
- B. Know that He can see us all the time, when we do good things and even when we do bad things.
- C. Understand that we can see Christ when we go to church.

Bible Verse

"Thou art the Son of God."

(John 1:49)

Teaching Aids

1. Felt figure and flannel board.
2. Video.

Instructions

- (1) Review last week's lesson.
- (2) Who remembers the verse?
- (3) Remind the children about the church occasions for the coming week.
- (4) The success of this lesson depends on emphasizing the beauty of knowing Christ. The servant should do his best to present the qualities of Christ clearly to the children, so that the child may love Him.

(5) Teacher should prepare the appropriate questions to emphasize the objectives during the lesson.

Story Time

Philip was another disciple of Jesus. He was very happy to know Christ. He sat by Him and listened to His words. He watched Him while He healed the sick.

Who will be happy and successful, He who lives with Jesus, or He who does not live with Him? Philip said to himself: "I desire that all people should know Jesus and love Him so that they may be happy and glad."

Philip met one of his friends called Nathanael. He said to him: "I have something to tell you." They were sitting together under a fig tree, and Philip whispered to his friend: "I have seen Jesus the Saviour. He is sweet and wonderful. You have to come to see Him!" Nathanael asked him: "Where did you find Him?" He said, "He is from Nazareth." But Nathanael said, "I know that all the people of Nazareth are bad people. Jesus can not come from Nazareth." Philip said, "Come and see and you will believe my words." (The children act the dialogue between Philip and Nathanael).

Nathanael saw Jesus and was astonished at his great appearance. When he came close to Him, Jesus said to him, "Come Nathanael!"

"You are a true Jew. How have you known me, Lord? How do you know me?" Jesus answered, "I saw you when you were under the fig tree, before Philip called you."

"How can you see through all this distance?" Nathanael worshipped Jesus; he bowed down to him and said, "My Lord and my God. You are the Son of God." He followed Jesus for all the time.

Discussion

- 1 - Follow up the story by talking about it with the children.
- 2 - Continue the discussion while they do the activity.

Learning Activities

Activity Sheet.

Lesson No. (44)

Saint Matthew

References:

Matthew 9:9.

Notes for Servants

- ★ Christ who is the origin of everything renews the soul. The word is the means and the Gospel is God's power for salvation. Romans 1:16.
- ★ Jesus, when He chooses His Disciples, selected them with different characters to represent all humanity and its weaknesses.

Objectives

General: Christ's love for sinners.

Specific:

The children will be able to ...

- A. Know that Jesus choose His Disciples from different types of people.
- B. Believe that God can change anyone from bad to good.
- C. Understand that God loves everyone and is willing to give anyone a chance to be good.

Bible Verse

“Go ye therefore, and teach all nations.”

(Matt 28:19)

Teaching Aids

None.

Instruction

- (1) Review last week's lesson.
- (2) Who remembers the verse?
- (3) Remind the children about the church occasions for the coming week.
- (4) Servant may start by asking the following:
 - 1. Who can remember the names of Christ's Disciples?
 - 2. Who do collects taxes now?
 - 3. Who collected taxes at the time of Jesus?
- (5) Teacher should prepare the appropriate questions to emphasize the objectives during the lesson.

Story Time

At the time of Jesus, there were some people in Judea who collected taxes for the Roman Empire. Those people were called tax collectors. The tax collectors at that time were very tough on people and everybody hated them. Many of them used to collect a lot more than what they should. Those who do not pay will be put in jail until his family pays the taxes. Levi was one of the tax collectors at that time in the city of Capernaum.

One day Jesus went to Capernaum, while He was walking along, he saw Levi the tax collector sitting in his tax office. Jesus said to him, "Follow me." The power of Jesus' word affected Levi's heart. The words of Jesus were sweet and gentle. Levi left the money and everything and followed Him saying, "O Lord, take me by your hand."

Levi followed Jesus and became one of His twelve Disciples. The Lord Jesus called him Matthew, which means the gift of God. God gave Matthew the gift of writing the first Gospel. He accompanied the Apostles all the time, even after the Ascension of Christ. He preached the good news in the land of Cush and Persia. He was martyred in the land of Cush in the year 62 when someone stabbed him with a spear and he won the crown of martyrdom and the crown of apostleship.

Discussion

- 1 - Follow up the story by talking about it with the children.
- 2 - Continue the discussion while they do the activity.

Learning Activities

Activity Sheet.

Lesson No. (45)

The Wise and the Foolish Builders

References

Matthew 7:25-29, Luke 6:47-49.

Notes for Servants

- ★ Our lives is a big building never finish until the day we leave this world.
- ★ The most important part in any building is the foundation and the type of the soil you building on.
Our children are very good soil, we should care very much about putting the strong foundation

Objectives

General: To learn the meaning of wisdom in a simple way.

Specific:

The children will be able to...

- A. Understand that the man who build his house on the rock, is the man who listen to God and do not follow bad people in what they do.
- B. Know that wisdom is to do the right thing, so we must learn from the Bible what is right and what is wrong.
- C. Learn that God will help us and protect us when we do what He say.

Bible Verse

“A wise man is strong.”

(Prov 24:5)

Teaching Aids

Felt figure and flannel board.

Instructions

- (1) Review last week's lesson.
- (2) Who remembers the verse?
- (3) Remind the children about the church occasions for the coming week.
- (4) Teacher should prepare the appropriate questions to emphasize the objectives during the lesson.

Story Time

Jesus told people that they should not only listen to what He was teaching, but they should also obey His words.

The countryside was hilly. People knew that the hot summer sun would dry up the rivers and creeks, leaving sandy ground where it would be easy to build homes. However, they also knew that during the winter season, rain storms would flood the rivers and valleys. The swift currents of water could easily smash the dwellings built on the sand. Knowing this, it would be “foolish” to build a house on the sand. The wiser plan would be to find a solid rock which could be used for the foundation of the home. It would take a lot more work to build on a rock foundation, but it was the best way to do the job. It was the wise thing to do.

Jesus told the people they could choose to be wise or foolish builders. A person who listened to Jesus but did not do as Jesus told Him was like someone who chose to build his house on the sand-foolish! The person who listened to Jesus and obeyed Him was like someone who worked hard to build a house on a solid rock foundation-wise!

Discussion

- 1 - Follow up the story by talking about it with the children.
- 2 - Continue the discussion while they do the activity.

Learning Activities

Colouring Page.

Lesson No. (46)

The Church Loves All People

Cornelius Receives Faith

References

Acts 10.

Notes for Servants

- ★ Read Acts 9:10-17, 8:26-39.
- ★ The soul which is thirsty for salvation is rescued by the Lord who plans a suitable way for its salvation and sends the suitable person to it. Are we prepared to let the Lord make us useful to His glory? Are we ready to walk the extra mile to save a person.

Objectives

General: The church loves all people.

Specific:

The children will be able to...

- A. Know that the church includes us.
- B. Learn that God knows those who seek Him and will send someone from the church to teach Him.
- C. Be that one whom God will send to preach and save a lost sheep, one day.

Bible Verse

**“Cornelius, thy prayer is heard, and thine alms are had in remembrance
in the sight of God.”**

(Acts 10:31)

Teaching Aids

1. Felt figure and flannel board.
2. Video.

Instructions

- (1) Review last week's lesson.
- (2) Who remembers the verse?
- (3) Remind the children about the church occasions for the coming week.
- (4) Teacher should prepare the appropriate questions to emphasize the objectives during the lesson.

Story Time

The Romans ruled the Holy Land. They worshipped the idols which could neither feel nor speak. But a Roman Officer named Cornelius heard of God and loved Him. He used to pray, fast and help the poor without a full knowledge of God.

One day, while he was praying, the angel of Lord appeared to him and said: "Cornelius, the Lord accepted your prayer and your works of charity. Send for Peter the apostle to guide you to the way of salvation."

St. Peter was praying in another town when Cornelius' messengers arrived. Peter went with them and preached to Cornelius and his household about Jesus Christ, the only Saviour. When he finished, the Holy Spirit fell on Cornelius and all his house as in the day of the Pentecost.

Then, St. Peter baptised Cornelius and his household and they all became Christians and he rejoiced with all his household.

Discussion

- 1 - Follow up the story by talking about it with the children.
- 2 - Continue the discussion while they do the activity.

Learning Activities

Activity Sheet.

Lesson No. (47)

Loving and Helping the Poor

Anba Abraam, the Bishop of Fayoum

References

The Life of Anba Abraam - Al Mahaba Bookshop

Notes for Servants

- ★ He who is kind to the poor lends to the Lord and the Lord will repay him for his deed.
- ★ Do you give your tithes to the Lord like the Jews or do you give more like the children of God?

Objectives

General: Love for the poor and helping them.

Specific:

The children will be able to...

- A. Understand the meaning of need.
- B. Have love and compassion on those who are unfortunate.
- C. Learn that God will give us a reward in heaven when we look after the poor.

Bible Verse

"Give every man that asketh of thee."

(Luke 6:30)

Teaching Aids

1. A picture of Anba Abraam.
2. Video.

Instructions

- (1) Review last week's lesson.
- (2) Who remembers the verse?
- (3) Remind the children about the church occasions for the coming week.
- (4) Servant, try to develop the virtue of love for the poor in this lesson by making a special collection box for the needy or some canned food for the food bank.
- (5) Servant may start the lesson by the story of the Rich man and Lazarus (Luke 16:19-31).
- (6) Teacher should prepare the appropriate questions to emphasize the objectives during the lesson.

Story Time

There was a holy man named Anba Abraam. He was the Bishop of Fayoum. Anba Abraam was a righteous man, he loved all people and especially the poor.

One day, a poor woman asked him for some money to buy food for her children. At that time he did not have any money, but he had a new shawl that was given to him as a gift. Anba Abraam gave the shawl to the poor woman. He said to her, "Take this shawl, sell it and buy what you need."

Another day, a poor man came to him and asked him for a pound to buy cloth for his children during the winter. Anba Abraam had only one pound in his pocket; he gave it to him and stayed without money.

This virtue was one of the good qualities of Anba Abraam. He loved the poor and the strangers and he entertained them and he gave them food, served them, sat with them, and ate with them. Once, he found out that the cook did not give the poor their share of meat when he served them dinner, Anba Abraam dismissed the cook and appointed another cook and ordered him to give them what they wanted.

Discussion

- 1 - Follow up the story by talking about it with the children.
- 2 - Continue the discussion while they do the activity.

Learning Activities

Activity Sheet.

Lesson No. (48)

Are We Ready to Go to Church?

Jesus Drives the Merchants Out of the Temple

References

Mark 11.

Notes for Servants

- ★ But I through the abundance of thy steadfast love will enter thy house. I will worship toward thy holy temple in the fear of thee. When we stand in the House of God, He gives us His blessing. Standing in the House of God is in itself a blessing.
- ★ Contemplate how God sends His Holy Spirit to sanctify the Holy Sacraments that are practised in the church at a time when you may be absent-minded.
- ★ Note that only the pious and those who repent and confess their sins are allowed to enter the church. Sinners who enter the church will be judged for this on the Day of Judgment.

Objectives

General: Showing reverence to the House of the Lord.

Specific:

The children will be able to...

- A. Learn to respect the church as the house of the Lord.
- B. Practice going inside the church in proper way.
- C. Stand nicely through the mass while the prayers are occurring.

Bible Verse

" Men ought always to pray and not lose heart."

(Luke 18:1)

“Behave thyself in the house of God”

(1 Tim 3:15)

Teaching Aids

Felt figure and flannel board.

Instructions

- (1) Review last week's lesson.
- (2) Who remembers the verse?
- (3) Remind the children about the church occasions for the coming week.
- (4) Servant ask the children: "Whose house is this church?" The Lord loves His church and His house. Describe the church: tidy, clean and people sit calmly.
- (5) Do not dictate instructions concerning how to enter the church. The child should deduce the

way from the spirit of the story or imitate the servant who is supposed to be a model. So, encourage the whole class to attend the Holy Mass on Sunday. Accompany them, be their model and watch them.

(6) The child should make the sign of the cross when they enter the church.

(7) The child should make room for old and sick people.

(8) Teacher should prepare the appropriate questions to emphasize the objectives during the lesson.

Story Time

Suppose that a king made a feast and invited some of his friends to come. Is it reasonable for the guests to leave the king alone, speaking to them and they would not listen to him. That each person spoke to the other without being concerned with what the king has to say?

When the Lord Christ entered the temple, he found some merchants selling goods. He drove them out and said, "My house shall be called a house of prayer." God is pleased with the polite children who sit calmly in His house. God sees you when you are in the church and wants you to pray quietly. You will not please God if you do not do so.

You have heard the story of the angels who were pleased with the boy who sat properly in the church and performed what he was asked to do (mention this story.) The angels gave him a crown of light. The other children did not sit quietly so the angels refused to give them the crowns of light. When they learned how to sit quietly the angels gave them the crowns of light also.

Discussion

1 - Follow up the story by talking about it with the children.

2 - Continue the discussion while they do the activity.

Learning Activities

Activity Sheet.

Lesson No. (49)

The Qurban

The Offering

References

Luke 22:7-20.

Notes for Servants

- ★ Eating is one of the activities that joins all people. It is a necessity of life, but do we remember that there are some families who can not find that very necessity of life?
- ★ As we partake of the body and the blood of Christ, do we consider his brothers and sisters, the needy, who are around us for our blessing and to open the gates of heaven for us?

Objectives

General: Help the children understand that through communion, Jesus will come into our body.

Specific:

The children will be able to ...

- A. Learn that through communion we are united in Christ because we all eat from the same Holy Body and drink from the same Holy Cup.
- B. Learn why we celebrate the mass on Sunday.

Bible Verse

"Let little children come to me."

Mark 10:14

Teaching Aids

1. The picture of the Last Supper.
2. A Qurban, the Qurban stamp.
3. Colour a big drawing for a Qurban to make it clear.

Introduction

- (1) Review last week's lesson.
- (2) Who remembers the verse?
- (3) Remind the children about the church occasions for the coming week.
- (4) Do not refer to the body and blood for this concept will be discussed at a later age.
- (5) Teacher should prepare the appropriate questions to emphasize the objectives during the lesson.

Lesson :

Explain to the children how we make the Qurban, or the Holy Bread, which is used in the Holy Communion. While we make the Qurban, we read some psalms. The Qurban has 12 crosses representing the 12 Disciples who are preached the Gospel to the whole world.

The five holes to express or stand for Christ passions: two for the nails in His hands, one for the nail in His feet, one for the crown of thorns on His head and one for the spear in His side. These holes to remind us how much the Lord Jesus suffered for us.

Every time we partake in the holy communion we receive the Lord inside us to help us and protect us.

Exercise:

Our homes must take part in offering the oblation. When we leave the church, we take a Qurban as a blessing for those who could not come to church. We give the Qurban to the absentees and the sick.

Discussion

- 1 - Follow up the story by talking about it with the children.
- 2 - Continue the discussion while they do the activity.

Learning Activities

Activity Sheet.

Lesson No. (50)

Her Childhood & Her Life

In the Temple Where She is Brought Up.

References

Sinaxarium 3 Kiak

Notes for Servants

- ★ Contemplate the Lady Virgin's meekness and purity.
- ★ We should set the Virgin's life as an example to us and to our children, which prove that godly life is possible in this world full of evil.

Objectives

General: Beautifying the Lady Virgin.

Specific:

The children will be able to...

- A. Learn that saint Mary was a little child like they are now, and they should be good as she was.
- B. Know that we all can be like her if we listen and obey our parent and behave good.
- C. Tell how should they behave to be like her.

Bible Verse

"For behold, henceforth all generations will call me blessed."

(Luke 1:48)

Teaching Aids

Felt figure and flannel board.

Instructions

- (1) Review last week's lesson.
- (2) Who remembers the verse?
- (3) Remind the children about the church occasions for the coming week.
- (4) Teacher should prepare the appropriate questions to emphasize the objectives during the lesson.

Story Time

There was a man called Joakim and his wife Anna. Joakim was a shepherd and he had no children. Joakim and Anna prayed to the Lord to give them a child. "O Lord, if you give us a son or a daughter, we shall send the child to the temple to serve you."

The Lord answered their prayers and gave them a beautiful daughter and they called her, Mary. When Mary was three years old, her father took her to the temple and left her there in charge of the priest to serve the Lord. She stayed in the temple until she was 12 years old. During this time, her father and mother died.

Mary was a gentle girl. She obeyed the priest and followed his advice. She served in the temple. She cleaned the temple. She made beautiful napkins, polished the censor and prepared everything for the time of prayer. She used to pray while working at night, in the morning and at noon. The priest loved her because she was calm and meek and because of this, the Lord chose her to give birth to Christ, his Son, and He sent her an angel to announce His birth. She said, "For behold, henceforth ..."

Discussion

- 1 - Follow up the story by talking about it with the children.
- 2 - Continue the discussion while they do the activity.

Learning Activities

Activity Sheet.

Lesson No. (51)

Review

References

Review lessons from 38 to 50.

Notes for Servants

- ★ Have you been honest and sincere during this period? How many chapters have you studied and how many times have you received communion? Do I feel that I was with God?
- ★ Have you been honest as a person in charge of those children? (a shepherd) - How many times did you mention their names in your prayers? Did you prepare the lesson well? Did you visit the children? The Servant read Ezekiel 34:11, 34:6, Ephesians 25:16.

Objectives

Review and emphasize the main theme for this period which is:

"Serving God"

Bible Verse

Review all Verses

Teaching Aids

use the available aids according to the reviewed lessons.

Introduction

- (1) Review last week's lesson.
- (2) Who remembers the verse?
- (3) Remind the children about the church occasions for the coming week.

Learning Activities

Prepare the activity that fit you review.

St. Mary's Coptic Orthodox Church
Sunday School Program 1721 A.M. (2004/2005)
St Stephen & St. George's Class (Grade 3 Program)

(Misra 16, Aug. 22/Baramoda 23, May. 1)

Samia Iskander

Mary Fam

LESSON DATE	LSN No.	TEACHING AID	SUBJECT	OCCASION FEAST	DATE	F
----------------	------------	-----------------	---------	-------------------	------	---

God And The Sin of Man

12-Sep-04	1		Nairouz - St. Refka & Her Five Sons	Nairouz	09/11	
19-Sep-04	2		Adam is Sent Out of The Garden			
26-Sep-04	3		Cain Killed His Brother Abel	The Cross	09/27	
03-Oct-04	4		The Tower of Babylon			
10-Oct-04	5		God Calls Moses			
17-Oct-04	6		God's Care for His People in Egypt	Thanksgiving	10/11	
24-Oct-04	7		The Ten Plagues			
31-Oct-04	8		Crossing The Red Sea	St. Roweis	11/01	
07-Nov-04	9		The Cloud and The Pillar of Light			
14-Nov-04	10		The Manna and The Quails	Pope Shenouda III	11/14	
21-Nov-04	11		The Murmuring of The Israelites			
28-Nov-04	12		Water From The Rock	Advent	11/25	
05-Dec-04	13		Moses & The Ten Commandments			
12-Dec-04	14		The Sin of Achan The Son of Carmi			
19-Dec-04	15		The Fall of Samson			
26-Dec-04	16		Broken Promises			
02-Jan-05	18		Christ Was Born in a Manger	Christmas	01/07	
09-Jan-05	17		Review			
16-Jan-05	19		Herod's Persecution	Circumcision	01/14	
23-Jan-05	20		John Baptizes Jesus Christ	Epiphany	01/19	
				St. Dimiana	01/20	
				Cana Galilee	01/21	

Back To Index

St. Mary's Coptic Orthodox Church
Sunday School Program 1721 A.M. (2004/2005)
St Stephen & St. George's Class (Grade 3 Program)

(Misra 16, Aug. 22/Baramoda 23, May. 1)

Samia Iskander

Mary Fam

LESSON DATE	LSN No.	TEACHING AID	SUBJECT	OCCASION FEAST	DATE	F
----------------	------------	-----------------	---------	-------------------	------	---

God Gives Us Power

30-Jan-05	21		The Walls of Jericho	St. Anthony	01/30	
06-Feb-05	22		The Sun Stood Still for Joshua			
13-Feb-05	23		Angels and Their Service to Us	In The Temple	02/16	
20-Feb-05	24		The Chief of God's Army & Joshua	The Fast of Jonah	02/21	
27-Feb-05	25		The Angel That Appeared to Gideon			
06-Mar-05	26		Jesus Heals A Blind Man At Bethsaida	The Holy Lent	03/07	
13-Mar-05	27		Jesus Heals A Centurion's Servant	Pope Kerolous VI	03/09	
20-Mar-05	28		John and Peter and the Power of God	The Cross	03/19	
27-Mar-05	29		Anba Barsom Al-Irian			
03-Apr-05	35		The Pharisee and the Tax Collector	St. Mary of Zeitoun	04/02	
				Annunciation	04/07	
10-Apr-05	30		Review			
17-Apr-05	31		The Temptation of Jesus			
24-Apr-05	32		The Power of Christ on The Cross	Palm Sunday	04/24	
				Maundy Thursday	04/28	
				Good Friday	04/29	
01-May-05			Easter Day	Easter	05/01	
				St. George	05/01	
08-May-05	33		Christ Appears to His Disciples	Thomas Sunday	05/08	
				St. Mark	05/08	

Back To Index

St. Mary's Coptic Orthodox Church
Sunday School Program 1721 A.M. (2004/2005)
St Stephen & St. George's Class (Grade 3 Program)

(Misra 16, Aug. 22/Baramoda 23, May. 1)

Samia Iskander

Mary Fam

LESSON DATE	LSN No.	TEACHING AID	SUBJECT	OCCASION FEAST	DATE	F
----------------	------------	-----------------	---------	-------------------	------	---

How Should We Live

15-May-05	34		St. George and the Poisoned Cup	St. Athanasius	05/15	
22-May-05	36		The Parable of the Good and Evil			
29-May-05	38		The Widow's Two Lepta	The Flee to Egypt	06/01	
05-Jun-05	37		Jesus Went to Heaven	Ascension	06/09	
12-Jun-05	40		Soft Answer - Jacob Meet Esau			
19-Jun-05	39		The Holy Spirit came as a tongue of fire	Pentecost	06/19	
				Archangel Michael	06/19	
26-Jun-05	41		Acts of Charity - Tabitha			
03-Jul-05	42		Peter and the Taxes			
10-Jul-05	44		Lord Christ Appears to Paul	Apostles' Feast	07/12	
17-Jul-05	43		Giving Alms - Anba Abraham	St. Shenouda	07/14	
24-Jul-05	45		The Church The House of God			
31-Jul-05	46		Lights Inside The Church			
07-Aug-05	47		Showing Respect for Priesthood	St. Mary's Fast	08/07	
14-Aug-05	48		The Liturgy	Transfiguration	08/19	
21-Aug-05	50		The Virgin in Egypt	St. Mary's Feast	08/22	
28-Aug-05	49		Confession & Communion			
04-Sep-05	51		Review			

Back To Index

Lesson No. (1)

St. Refka the martyr and her five sons

References

Martyrdom in Christianity
Women Martyrs in Christianity
Synaxarium 7th of Tut

Notes for Servants

- ★ Are you ready to give up your life for Him?
- ★ In this blessed occasion we remember our fathers the martyrs, they had faith in their hearts which gave them had courage to face death that astonished the unbelievers, which cause many of them to believe in Christ.
- ★ As we light candles for them, as we read their stories and hear about their miracles with love and admiration we should try to live their lives and to follow in their footsteps.

Objectives

General: Standing firm in faith till death.

Specific:

- The children will be able to ...
- A. Sense the characters in the Saints' lives.
 - B. Conclude the reason that we honour them.
 - C. Tell what they should do to be like them.

Bible Verse

" Fear not, I am with you. "

(Is 41:10)

Teaching Aids

Candles, a crown made of cardboard (in case there is any) a picture of the Saint to be fixed in the middle... if the servant cannot get a picture of the Saint, he can use a picture of the Lord Jesus Christ blessing children instead.

Instruction

- (1) Review last week's lesson.
- (2) Who remembers the verse?
- (3) Remind the children about the church occasions for the coming week.
- (4) Servant may start the lesson by the following questions:
 - 1. What do you know about the Nairouz feast?

2. What does the word "Nairouz" mean?
3. Who can give me the names of some martyrs?
4. What are the types of affliction received by martyrs?
5. How can we honour saints?

Story Time

St. Refka the martyr had five sons, Aghathon, Peter, John, Amon and Amona. They were living in a village near Luxor. Once, the angel of the Lord appeared to them and said, "You will receive the crown of martyrdom in a place called Quous near Alexandria. They were very happy and they said to the angel, "We love God. We do not fear death." Then the angel disappeared. St. Refka encouraged her sons to stand firm in faith and to be ready for martyrdom.

They distributed their money and property among the poor and needy, then they went to Quous for martyrdom. They stood bravely before Dionessius and said:

ALL: We are Christians.

LEADER: We punish and torment Christians.

ALL: We do not fear punishment. God is for us. The Lord says "Fear not, I am with you."

LEADER SPEAKS TO REFKA: Woman, forget about these things, burn incense to the gods and worship them.

ST. REFKA: Don't try to convince me for I shall not worship your gods.

LEADER: Save your life and listen carefully to what I say to you.

ST. REFKA: What do you want to say?

LEADER: Burn incense to the idols.

ST. REFKA: Go away servant of Satan.

LEADER: I will cut off your head.

ST. REFKA: I am ready. Do whatever you want. The Lord strengthens me.

LEADER: Swordsman, cut off her head.

ST. REFKA: Please wait awhile till I pray to my God. (Refka and her sons pray: "O Lord. I thank you because you have made me a Christian. I shall offer my life and my sons as a sacrifice to you... Amen.")

LEADER: To whom were you praying?

ST. REFKA: To my Lord and my God Jesus Christ.

LEADER: Ha, swordsman, cut off her head.

ST. REFKA: Before you cut my head off, cut off the heads of my sons first so that I may be assured that they will receive the crown of martyrdom before me.

LEADER: Your sons will burn incense to the idols.

SONS: No, this will never happen.

LEADER: I'll think of other types of punishment.

SONS: We are ready to die in the name of Jesus Christ.

LEADER: What is your name? You answer my question because you are the oldest.

AGHATHON: I am a Christian.

LEADER: What is your name?

AGHATHON: I told you I am a Christian.

LEADER: (speaks to one of the soldiers) Strike him on his mouth and tell him not to give a roundabout

answer. (The soldier strikes Aghathon on his mouth).

AGHATHON: Do whatever you like. I am ready to bear any affliction.

LEADER: Come and burn incense to the idols.

AGHATHON: This is godlessness.

LEADER: I'll put you in boiling oil.

AGHATHON: You have authority over my body, but not my soul.

LEADER: (to the soldiers) Strip off his shirt, strike him with hot rods then throw him into boiling oil.
My son deny Christ.

AMONA: I'll never deny my Redeemer and Saviour Jesus Christ.

LEADER: (gets a gold statue out of his pocket) Worship this statue.

AMONA: I worship the Father, the Son and the Holy Spirit. (he crosses himself)

LEADER: I'll give you many gifts.

AMONA: I do not want anything.

LEADER: Obey me... you cannot bear punishment.

AMONA: I am not afraid. Jesus said, "Fear not, I am with you."

The leader and the soldiers were greatly amazed. The leader ordered the soldiers to cut their heads off, and to throw their bodies into the sea, but one of the natives gave the soldiers a lot of money and thus he took their bodies. While he was on his way to bury them, he heard a voice saying, "This is the dwelling place of the righteous", so the native buried their bodies in that place. When persecution came to an end, a Church was built on their bodies in the town of Sinbat. Thousands of people visit this Church in August every year.

1. If someone asks you, "Are you a Christian?", how do you answer him?
2. What are the types of punishment that St. Refka and her five sons received?
3. Where is St. Refka's Church?
4. When does the Church celebrate St. Refka's martyrdom day?
5. What is the name of the book that includes the stories of martyrs and Saints?
6. Who can say the verse?

Discussion

- 1 - Follow up the story by talking about it with the children.
- 2 - Continue the discussion while they do the activity.

Learning Activities

Activity Sheet.

Lesson No. (2)

Adam is Sent Out of the Garden

(An Angel Guards the Garden)

References:

Genesis 3:22-24.

Notes for Servants

- ★ Through the first Adam we were sent out of the Garden of Eden, and sin came into the world, and through the second Adam, salvation was achieved.
- ★ The Lord who loved us and gave Himself up for us restores us to our first rank and attracts us to Him so we follow Him with all our hearts and subdue ourselves to His will.

Objectives

General: God is Holy and hates sin.

Specific:

The children will be able to

- A. Understand that God hates sin very much because He is Holy.
- B. Learn how easy that we can fall in sin and the result of that.
- C. Know what they should do when they fall in sin.

Bible Verse

" In the sweat of thy face shalt thou eat bread. "

(Genesis 3:19)

Teaching Aids

A picture of Adam and Eve in the Garden of Eden .

Instruction

- (1) Review last week's lesson.
- (2) Remind the children about the church occasions for the coming week.
- (3) Servant show the children that the Lord God put man in the best place because He loved him.
- (4) Describe the Garden of Eden and show the children that the Lord God gave Adam the freedom of carrying out the commandment.
- (5) Discuss with the children the work of the angels and their role in guarding us.
- (6) Tell the children that the Lord Jesus is our Redeemer who delivered us from our sins, and who rose from the dead and raised us with Him and restored us to paradise.

Story Time

When was Adam created?

How did the Lord create Eve?

Where did the Lord keep them?

The Lord God put Adam and Eve in the Garden of Eden, and commanded them saying, "You may freely eat of every tree in the garden, but of the tree which is in the midst of the garden you shall not eat, for in the day that you eat of it you shall die."

The serpent came and said, "You will not die." The woman took of the fruit of the tree and ate and she gave some to Adam and he ate. They heard the sound of the Lord walking in the garden. The Lord God called to Adam, and said to him, "Where are you?" And Adam said, "I heard the sound of thee in the garden and I was afraid because I was naked." And the Lord said, "Who told you that you are naked? Have you eaten of the tree of which I commanded you not to eat?" Adam said, "The woman whom you gave me, she gave me fruit of the tree, and I ate." Then the Lord said to Eve, "What is this that you have done?" and Eve said, "The serpent beguiled me, and I ate." The Lord sent them out of the garden.

1. Where did the Lord put Adam and Eve?
2. Who beguiled Eve?
3. Are we to obey the words of Satan or are we to obey God?

The Lord God made for Adam and for Eve garments of skins, and clothed them. The Lord God sent them forth from the garden of Eden, to the ground from which Adam was taken. In the sweat of your face you shall eat bread. And at the east of the garden of Eden, the Lord placed the Cherubim, and a flaming sword turned every way, to guard the way to the tree of life.

1. What did the Lord make for Adam and Eve?
2. Why did the Lord send them out of the garden?

Discussion

- 1 - Follow up the story by talking about it with the children.
- 2 - Continue the discussion while they do the activity.

Learning Activities

Activity Sheet.

Lesson No. (3)

Cain is Punished for Killing His Brother Abel

References:

Genesis 4:11-16.

Notes for Servants

- ★ Abel offered to God an acceptable sacrifice believing that his sacrifice was a symbol of the sacrifice of Christ offered for salvation. Cain did not offer his sacrifice according to the rules, but he offered the fruits of the earth.
- ★ "By faith, Abel offered to God a more acceptable sacrifice than Cain." Hebrews. 11:4. "And we are justified by faith." Rom. 5:1.
- ★ Where is Abel your brother? The voice of God is still calling us; Where are our brothers? Do you search for those who died in sin? or are you indifferent to them rejecting the blood of Jesus shed for them? What is your responsibility towards your family and your colleagues who are far from God?

Objectives

General: God is Holy and hates sin.

Specific:

The children will be able to

- A. Understand that God hates sin very much because He is Holy.
- B. Learn how easy that we can fall in sin and the result of that.
- C. Know what they should do when they fall in sin.

Bible Verse

**" Cursed is the ground for thy sake;
in sorrow shalt thou eat of it all the days of thy life; "**
(Genesis 3:17)

Teaching Aids

The picture of the lesson and another picture or drawing of Cain and Abel.

Instruction

- (1) Review last week's lesson.
- (2) Who remembers the verse?
- (3) Remind the children about the church occasions for the coming week.

Story Time

What are the names of Adam's sons?

Adam had two sons, Cain and Abel. Cain became a husbandman, Abel a shepherd. God blessed the sheep and the land. In the course of time, Cain brought to the Lord an offering of the fruit of the ground, and Abel brought of the firstlings of his flock and of their fat portions. And the Lord had regard for Abel and his offering, but Cain and his offering He had no regard. So Cain was very angry and his countenance fell. The Lord said to Cain, "Why are you angry, and why has your countenance fallen? If you do well, will you not be accepted? and if you do not do well, sin is crouching at the door; its desire is for you, but you must master it."

But Cain did not follow the Lord's advice. He seized the chance when Abel was out in the field. At first he spoke to him gently then he rose up against him and killed him.

1. What was Cain's occupation?
2. What was Abel's occupation?
3. What did the two brothers offer?
4. Whose sacrifice was accepted?

Then the Lord said to Cain, "Where is your brother?" Cain said, "I do not know, am I my brother's keeper?" The Lord asked him (and the Lord knows everything). "What have you done? The voice of your brother's blood is crying to me from the ground. And now you are cursed from the ground... You shall be a fugitive and a wanderer on the earth. In toil you shall eat of it." Cain grieved and said, "A fugitive and a wanderer? And whoever finds me shall slay me? Forgive me Lord." The Lord put a mark on Cain lest any who came upon him shall kill him. Then Cain went away from the presence of the Lord, and dwelt in the land of Nod, east of Eden.

1. What did the Lord say to Cain after he had killed Abel?
2. What did Cain say?
3. What did the Lord say then?
4. Do you forgive those who call you names? and those who hit you or kick you?

Discussion

- 1 - Follow up the story by talking about it with the children.
- 2 - Continue the discussion while they do the activity.

Learning Activities

Activity Sheet.

Lesson No. (4)

The Tower of Babylon

References:

Genesis 11:1-9.

Notes for Servants

- ★ Pride and arrogance are the major sins which deprive us from grace. Through pride and arrogance Satan and Adam fell, and the language of the people was confused, thus they formed nations and different societies.
- ★ The Lord confused their language so that they may not do evil. The confusion of the language was a punishment to them for their pride and arrogance, but at the time the Lord changed this for the benefit of the human race and made them form peoples that fill the world. Arrogance divided humanity into nations and languages, and the Holy Spirit made the disciples talk in other languages and they will gather together in complete unity before the Lord Jesus. (Rev. 7:9)

Objectives

General: Do not be arrogant.

Specific:

The children will be able to

- A. Understand that God is Humble and hates pride.
- B. Know that is whatever we have (wisdom, good looks, money, ... etc.) is from Him, so we should not be proud of anything, because as He gave it to us He may take it back.
- C. Learn that when Jesus died on the cross He open heaven for us.

Bible Verse

" Learn of me; for I am meek and lowly in heart. "

(Matthew 11:29)

Teaching Aids

1. Felt figure and flannel board.
2. A picture of the tower of Babylon.

Instruction

- (1) Review last week's lesson.
- (2) Who remembers the verse?
- (3) Remind the children about the church occasions for the coming week.

Story Time

1. What sacrifice did Cain and Abel offer to God?
2. What did Cain do to his brother Abel?
3. What was the result of that?
4. How many languages did Noah and his sons know?

The whole earth had one language and the people used the same words. And as men migrated from the east, they found a plain in the land of Shinar and settled there. And they said to one another, "Come, let's make bricks, and burn them thoroughly." And they had bricks for stones, and bitumen for mortar, then they said, "Come, let us build ourselves a city, and a tower with its top in the heavens and let us make a name for ourselves, lest we should be scattered abroad upon the face of the whole earth." And the Lord came down to see the city and the tower, which the sons of men had built. And the Lord said, "Behold they are the one people, and they have all one language, and this is only the beginning of what they will do, and nothing that they propose to do will now be impossible for them. Come let us go down, and there confuse their language, that they may not understand one another's speech."

1. Where did the people go
2. What did they say to one another?
3. What are bricks made of
4. What did they aim at?
5. What happened after the building had been raised?
6. Why did the Lord confuse their language?
7. Did they understand each other's language?

They stopped work and they could not complete the building, and the Lord scattered them abroad from there over the face of all the earth, and they stopped building the city. Therefore its name was called Babel, because there the Lord confused the language of all the earth.

1. Is it possible to build a tower the top of which can reach heaven?
2. Why did the act of building stop?
3. Why was the city called Babel?

Discussion

- 1 - Follow up the story by talking about it with the children.
- 2 - Continue the discussion while they do the activity.

Learning Activities

Activity Sheet.

Lesson No. (5)

God Calls Moses

References

Exodus 4.

The Life of Moses; translated by Rev. Marcos Daoud.

Notes for Servants

- ★ What is my motive for partaking in the service of the Church? Is it to satisfy the instinct of ostentation? Is it because I want to please one of my friends? Is it because I want to be famous? Or is it a responsibility and a duty?
- ★ For necessity is laid upon me. Woe to me if I do not preach the Gospel.

Objectives

General: God invite us to serve Him.

Specific:

The children will be able to...

- A. Learn that God have job for everyone, and it is up to us to follow Him.
- B. See in Moses as will as their own teacher a good example for a servant.
- C. Have an idea in what area they will serve God when they grow up.

Bible Verse

" Here am I; send me. "

(Isaiah 6:8)

Teaching Aids

None.

Instructions

- (1) Review last week's lesson.
- (2) Who remembers the verse?
- (3) Remind the children about the church occasions for the coming week.
- (4) Servant to concentrate on the spirit of reverence and awe which were the characteristics of Moses when God called him.

Story Time

We are going to listen to a story about the people of God in ancient times when they were in Egypt.

Moses fled into the land of Median. In this country he came to a priest called Jethro. He lived with him for forty years, and fed his flock.

One day he drove his sheep to the inner parts of the desert to take care of them near the mountain of Horeb. There the Lord appeared to him in a flame of fire, which was in the midst of a bush. Moses saw that the bush was on fire, and yet was not burnt. It was a strange sight. He intended to go closer and see. When he went closer, the Lord called him from the middle of the bush and said, "Moses, Moses." Moses answered, "Yes, here I am." The Lord said to him, "Come near, take off the shoes from thy feet; for the ground upon which thou stand is holy. I am the God of thy fathers, the God of Abraham, Isaac and Jacob." (there were the heads of Moses' family. They loved God and obeyed Him and He loved them.)

Moses hid his face. The Lord said to Moses, "I'll send you on a mission. Go to Pharaoh and say to him "The God of my fathers has sent me.. let my people go out of this country to worship Me." Moses said, "who am I that I should go to Pharaoh and bring the sons of Israel out of Egypt?" The Lord said, "I will be with you." Moses said, "the people may not believe that you have sent me. If they ask, what is His name what shall I say to them?" The Lord said, "Tell them that my name is "I am who I am" I know that Pharaoh will not let my people go unless he sees my miracles."

The Lord gave Moses miraculous power so that the people might believe that the Lord sent him. He gave him three signs.

THE FIRST SIGN: The Lord said to Moses, "What is that in your hand?" Moses said, "a rod". The Lord said, "Cast it on the ground." So Moses cast it on the ground and it became a serpent. Moses fled from it. But the Lord said to Moses, "Put out your hand and take it by the tail." So he put out his hand and caught it and it became a rod in his hand. Moses rejoiced and said, "When people see this miracle they will believe that you have sent me. Now here I am, send me."

THE SECOND SIGN: The Lord said to Moses, "Put your hand onto your bosom" and Moses obeyed and put his hand onto his bosom and when he took it out, behold, his hand was leprous, as white as snow. Then God said, "put your hand back onto your bosom", and when he took it out behold it was restored like the rest of his flesh.

The Lord said, "Are you pleased... do you believe that the people will believe you?"

THE THIRD SIGN: The Lord said, "If they will not believe you or heed your voice, you shall take some water from the Nile and pour it upon dry ground, and the water which you shall take from the Nile will become blood upon the dry ground." In spite of this and because Moses was modest, he said to the Lord, "Lord, I am a poor speaker. I am not eloquent." The Lord encouraged him. The Lord said, "I will be with your mouth and teach you what you shall speak," but Moses said, "O my Lord, send, I pray, some other person." The Lord said, "Obey me... go and I will send Aaron your brother with you." This time, Moses obeyed and went with Aaron to Egypt, and they held a meeting with the elders of the people to inform them of the message of the Lord.

Discussion

- 1 - Follow up the story by talking about it with the children.
- 2 - Continue the discussion while they do the activity.

Learning Activities

Activity Sheet.

Lesson No. (6)

God's Care for His People in Egypt

References

- 1) Exodus Chapter 8 & 9
- 2) The Life of Moses translated by Reverend Marcos Daoud
- 3) Interpretation of Exodus, St. George Church Sporting

Notes for Servants

- ★ The Lord delivered His people from the plagues when they were in the same land with the Egyptians. In the same way, the Lord cares for us in the midst of this world.
- ★ The Egyptians were severely punished because Pharaoh hardened his heart. So, the same thing happens to us. If we harden our hearts, the Lord leaves us and we are no more.
- ★ The servant should always contemplate that God's people now are members of the Church everywhere.

Objectives

General: God power and His care for us.

Specific:

The children will be able to...

- A. Learn that God has great power, more than what they can imagine.
- B. Feel secure everywhere they go.
- C. Know that God can protect us even in the middle of a disaster.

Bible Verse

" Here am I, send me. "

(Isaiah 6:8)

Teaching Aids

Children act the conversation between Moses and Pharaoh. Defining the punishment received by those who make the Lord angry.

Instructions

- (1) Review last week's lesson.
- (2) Who remembers the verse?
- (3) Remind the children about the church occasions for the coming week.
- (4) Servant to start the lesson by the following:
 - Who commanded Moses to go to Egypt?
 - Who went with him?

What are the three miraculous deeds which the Lord provided Moses with?

Story Time

Moses went with his brother Aaron to meet Pharaoh as the Lord commanded. They said to him, "Thus said the Lord, let my people go out to the wilderness to worship me." Pharaoh said, "Who is the Lord that I should heed His voice? I do not know the Lord, and moreover, I will not let the people go."

1. Who said, "I do not know the Lord and I will not let the people go?"
2. Mention one of Pharaoh's characteristics.

The Lord afflicted the Egyptians with ten plagues (the children study the following plagues: blood, frogs, flies, the plague of cattle, boils, hail, locusts, darkness, the death of the first born). The servant mentions that Pharaoh always asked Moses to pray to the Lord that He might deliver him and the Egyptians out of the plagues. If Moses did that he would let the people go, but when the plagues were taken away he broke his promise. God was patient with Pharaoh. The servant concentrates on the positive aspect, i.e. the Lord's care for His people and tells the children that the ten plagues were directed to the gods of the Egyptians. So, we must love the Lord our God with all our hearts, with all our soul and with all our minds.

1. How many plagues were there?
2. Who were the people afflicted with these plagues?
3. How did the Lord show His care to the people?

Discussion

- 1 - Follow up the story by talking about it with the children.
- 2 - Continue the discussion while they do the activity.

Learning Activities

Activity Sheet.

Lesson No. (7)

The Ten Plagues

References:

Exodus 9:10.

Notes for Servants

- ★ Moses was not afraid of Pharaoh, the King of Egypt. He was sure of his success because he was sent by the King of heaven and earth.
- ★ Pharaoh allowed them to offer their sacrifices to his Lord in the land of Egypt, but they refused to disobey God and waver in their beliefs.
- ★ We have to go out from the world and be separated from the people of the world because we are the temple of the Living God.

Objectives

General: The punishment of sin.

Specific:

The children will be able to...

- A. Learn that no man can stand against God's Will.
- B. Know that God is able to save us from any harm.
- C. Understand that if submit our will to God He will give us power to do miracles.

Bible Verse

“Fear not, neither be discouraged.”

(Deut 1:21)

Teaching Aids

1. Felt figure and flannel board.
2. Video.

Instruction

- (1) Review last week's lesson.
- (2) Who remembers the verse?
- (3) Remind the children about the church occasions for the coming week.

Story Time

The Lord's Will was for His people to go out of Egypt from among the Egyptians, but Pharaoh refused to let the people leave the country. Then, the Lord sent Moses. The Lord provided Moses with miraculous deeds. Pharaoh was stubborn and stiff. He persecuted and humiliated God's people. The Lord said to Moses, "Tell Pharaoh that the water will become blood and the fish will die." However, Pharaoh's heart remained hardened and refused to listen to the voice of Moses. Frogs came and covered the land of Egypt. Then, Pharaoh called Moses and said, "Pray to the Lord to take away these frogs." Yet again, he hardened his heart when he saw the frogs taken away. The dust of the land became gnats, then came flies in such great number, that the whole country and all the houses swarmed with them. Then, a sickness destroyed all the animals belonging to the Egyptians. Next boils and swelling blisters came upon men and beasts. After this, a terrible hailstorm struck down herbs and trees, and all that was green in the fields. The heavy hailstorm was so great that Egypt had never known such in all history.

1. What did the Lord say to Moses?
2. What was the first, second, third, etc. plague?

Then, clouds of locusts came upon the land and devoured all that the hail had left. At last it became so dark for three days that the Egyptians could not see one another nor move about. These plagues struck Pharaoh and his people, but the people of God remained out of danger. Pharaoh called for Moses and asked him to pray for him and promised to let the people go, to worship the Lord. Then, he hardened his heart and would not let the people go. Finally, the Lord sent a very severe plague. It was the death of the first born. The people of God were able to leave the country and go out into the wilderness.

1. Was Moses afraid of Pharaoh the King?
2. What was the last plague?
3. Let us repeat the verse.

Discussion

- 1 - Follow up the story by talking about it with the children.
- 2 - Continue the discussion while they do the activity.

Learning Activities

Activity Sheet.

Lesson No. (8)

Crossing the Red Sea

References

Exodus 14.

Notes for Servants

- ★ The Lord rescued His people from the land of bondage and slavery. The Lord brought them out of Egypt and led them by the hand of Moses.
- ★ The Lord Jesus liberated us from the bondage of Satan and allowed us to share the glorious freedom of the children of God. We have died to sin, how then can we go on living in it?

Objectives

General: God's Power and His care for us.

Specific:

The children will be able to...

- A. Learn that God has great power; more than what they can imagine.
- B. Feel secure everywhere they go when they stay in God's company.
- C. Know that God can protect us even in the middle of a disaster.

Bible Verse

" Fear ye not, stand still, and see the salvation of the Lord. "

(Exodus 14:13)

Teaching Aids

1. A rod and an angel holding a sword.
2. The servant shows the children beautiful means of illustrations, such as a picture of the divided sea and another picture of the pillar of light which gave light to the people.
3. Let the children take part in the lesson by acting parts of it every now and then.

Instructions

- (1) Review last week's lesson.
- (2) Who remembers the verse?
- (3) Remind the children about the church occasions for the coming week.

Story Time

During the last night when the Lord chose to send the last plague, He said to Moses, "Every family shall kill a lamb. You shall take its blood and with it, you shall sprinkle the two door posts of the houses for on that very night, my angel shall slay every first born of the Egyptians. However, when I see the blood of the lamb on your doors, I shall pass by."

At midnight the angel of the Lord passed through Egypt and slew every first born from the King's first born to the first born of the labourers. So, Pharaoh freed the people. The Israelites then left Egypt. They took their cattle and money with them. They also took the bones of Joseph with them. The Lord's angel went before them by day in a pillar of cloud, by night in a pillar of flame, to give them light.

1. What is the tenth plague?

2. When did Pharaoh free the people?

It was not easy for the people to have complete trust in the Lord. They thought, "The Red Sea is holding us back." As soon as the people left Egypt, Pharaoh began to regret letting the Israelites depart. So, he went after them with chariots, horsemen and his whole army. When the people of the Lord heard the chariots of Pharaoh, they cried to God for help. They all cried, young and old, "Pharaoh is coming with his army towards us, where shall we go?" Moses calmed them saying, "Fear not. Stand firm and see the salvation of the Lord. The Lord will fight for you and you have only to be still." The Lord said to Moses, "Tell the people of Israel to go forward." Moses answered, "How can it be Lord? The Red Sea is before us." The Lord replied, "Lift up your rod, stretch out your hand over the sea and divide it. There will be a road in the water. The people will go on dry ground through the sea." Then, the angel of God who went before the host of Israel moved and went behind them and the pillar of cloud moved before them. To the Egyptians, it made the night darker; to the Israelites it gave light. Moses stretched out his rod over the sea and immediately the waters divided and stood like walls on either side. There was a dry road in the sea. The whole matter was strange and unusual. The people believed. They were encouraged and marched through the midst of the sea.

1. Why did Pharaoh follow the people?

2. How were the people rescued?

At the dawn of the next day, the Egyptians reached the sea. They were amazed that their enemies marched through the dry land between waters. Pharaoh ordered his soldiers to pursue the Israelites and went in after them in the midst of the sea. The Lord looked down upon the host of the Egyptians and threw them into a panic. He made the wheels of their chariots get stuck so that they moved with great difficulty. The horsemen could not go forward. The Egyptians cried, "Let's get out of here. The Lord is fighting for the Israelites against us." When the Israelites passed peacefully to the other side of the sea, Moses stretched out his hand over the sea and the water came back over the Egyptians who drowned. Not one of the Egyptians were left. The people glorified God and they stood in awe before the Lord who saved them.

1. Who discomfited Pharaoh and his army?

2. What does Pharaoh stand for?

Discussion

1 - Follow up the story by talking about it with the children.

2 - Continue the discussion while they do the activity.

Learning Activities

Activity Sheet.

Lesson No. (9)

The Cloud & The Pillar of Light

References

Exodus 13.

Notes for Servants

- ★ Lord who raised us from the darkness to see light, who gave us life after death, who liberated us from slavery and who made the darkness in us shine through the appearance of His Only Begotten Son in flesh.
- ★ O, Lord our King, give us light to our hearts and purify us so that we may be perfect in ourselves, our bodies and our souls. So, that we may with a pious heart and pure lips, dare pray to you, O Lord our Holy Father who is in Heaven.

Objectives

General: God's care and His Great power.

Specific:

The children will be able to...

- A. Know that the Lord loves us and cares for us all the time.
- B. Learn that the Lord subdued nature for us. He made the pillar of cloud cover His people with its shadow by day and the pillar of light guide them by night.
- C. Feel the love of the Lord and His care in His crucifixion.

Bible Verse

" I am the light of the world. "

(John 8:12)

Teaching Aids

Some cotton around a rod to symbolize a cloud.

Instruction

- (1) Review last week's lesson.
- (2) Who remembers the verse?
- (3) Remind the children about the church occasions for the coming week.
- (4) Servant may start the lesson by the following questions:
 1. Who led the people?
 2. How did the Red Sea divide?
 3. How were the people rescued from Pharaoh and his armies?

4. Who can recite the verse? "Fear not..."

Story Time

The people of God lived in the land of Egypt for more than four hundred years. Finally, the day came when the Lord gave them freedom. They hastily went out of the land of Egypt carrying their clothes and their money, their silver and their gold. The Lord had given the people favour in the sight of the Egyptians, so they let them have what they asked. They got out of Egypt with a large fortune. They were six hundred thousand in number besides women and children. They all set out on foot. This means that the whole number of the Israelites was about two million. First, they journeyed to Succoth, where they stayed for one night. Moses explained to them the meaning of the Paschal Lamb, the pascha and the passage of the Red Sea. "This day shall be for you a memorial day and you shall keep it as a feast to the Lord. Throughout your generations you shall observe it as an ordinance for ever. This day I brought your hosts out of the land of Egypt, so you shall observe this day. Remember this day in which you came out from Egypt out of the land of bondage. Remember that the angel of the Lord passed over you because the blood which you put on your door posts was the sign which differentiate between you and the Egyptians. You are the people of God."

In the same way, the blood of Christ shed for us, rescued us and saved us from our sins. His Blood purified our hearts and gave us a new life. He differentiate us and regarded us as His people.

1. How many years did the Israelites stay in the land of Egypt?
2. How many men were there?
3. What does blood stand for?
4. How long did the Israelites stay at Succoth?

The Israelites moved from Succoth and then encamped at Etham on the edge of the wilderness. They were on their way to Canaan. The Lord was before them in a great cloud that protected them from the strong heat of the sun and a pillar of fire appeared by night to guide them. That was one pillar of light and of cloud. Do you know the symbol of this one pillar? It stands for the Lord Jesus Christ in flesh, the light of the world. He said, "I am the light of the world."

1. How did the Lord care for His people in the wilderness?
2. Why didn't the Lord lead them by way of the land of the Philistines?
3. Who can recite the verse?

Discussion

- 1 - Follow up the story by talking about it with the children.
- 2 - Continue the discussion while they do the activity.

Learning Activities

Activity Sheet.

Lesson No. (10)

The Manna and the Quails

References

Exodus 16.

Notes for Servants

- ★ The lessons we learn from the manna are useful and valuable. God's people were exposed to hunger in the wilderness and so the case is with us.
- ★ We also are exposed to hunger. The life given to us by the Lord does not find satisfaction in this wicked world. It longs for heavenly things and is hungry for the love of God. Such things are strange to the new man. We have to be cautious lest we feed on the ancient and neglect the new.

Objectives

General: God's love and care for His people.

Specific:

The children will be able to...

- A. Feel God's love to His people although they complained and murmured.
- B. Pray before and after meals, saying, "Lord, I thank you for this food."
- C. Thank God every day for what He gives us.

Bible Verse

" Give us this day our daily bread. "

(Matthew 6:11)

" I am the bread of life. "

(John 6:35)

Teaching Aids

Servant prepare his own.

Instruction

- (1) Review last week's lesson.
- (2) Who remembers the verse?
- (3) Remind the children about the church occasions for the coming week.
- (4) Servant starts the lesson by asking some questions about how the Lord cared for His people in the wilderness.
- (5) Servant may explain the taste of manna was like wafers, made with honey.

Story Time

In the second month, after they had departed from the land of Egypt, all the food they had brought with them ran out. The people complained to Moses saying that they had no food to eat and that they would starve to death. "Would that we had died by the hand of the Lord in the land of Egypt." Moses was sad because the congregation of the people of Israel murmured against him. Moses prayed to the Lord. "Lord, these people cause wrath." The Lord said, "I love these people, so I will forgive them."

Moses said, "They have no food." The Lord said, "I will send them food. I am the bread of life." Moses said, "I thank you, my Lord." In the same evening, the Lord sent them quails in great number. These birds came into their camp and they were very happy because of the new food. They thanked God. Moses said to them, "Take and eat of it all."

1. Why did the Israelites murmur against Moses?
2. Why did Moses pray to the Lord?
3. What did the Lord say to Moses?

In the early morning, while they were still asleep, there was dew around the camp. When the dew evaporated, there was something thin and flaky on the surface of the desert. It was as delicate as frost. It was white in colour. It fell on the sands but it was not dirtied. It was not known to them and the people did not have a name for it. Moses woke the people. The people got up to see the care of God and the new food. They tasted it; it had a sweet taste like flour mixed with honey. It was "manna". It is the food of the angels. Moses said to them, "Gather as much of it as you need and be cautious. It will melt in the heat of the sun. It should be gathered daily every morning, otherwise it will be full of worms and it will smell rotten. The people were very happy and they went out to gather it. Some of them were greedy. They wanted to take more than they needed and they did. Others gathered what they needed. Then, worms came and ate it. When we pray, we say, "Give us this day our daily bread."

After that, each gathered according to what he could eat. They took the food to their tents, ground it and baked it. It had a sweet taste like flour mixed with honey.

1. What is the name of the birds?
2. What is the name of the new food?

On the sixth day, the people went out to gather manna as usual. To their surprise, they found twice as much food. They called Moses. He told them that the Lord wanted them to keep holy the Sabbath day (the seventh day). He ordered them to gather what they needed for the seventh day. Some obeyed but the disobedient went out as usual on the seventh day but they did not find any manna. The Israelites ate manna for the next forty years. The Lord sent it to them every morning. They did not exert any effort to get it. The Lord sent His people food because He loved them and because they were in the wilderness which contained no food.

1. Who fed them in the wilderness?
2. For how long?
3. On which day did the Lord send double the amount of food?
4. What is our day of rest?
5. What do we usually do on Sundays?

Discussion

- 1 - Follow up the story by talking about it with the children.
- 2 - Continue the discussion while they do the activity.

Learning Activities

Activity Sheet.

Lesson No. (11)

The Murmuring of the Israelites and Their Punishment

References:

Number 21.

Notes for Servants

- ★ The Lord punished His people for their complains and murmuring. The Lord sent fiery serpents among them and the serpents bit the people so that many people of Israel died. This is to remind people of their sins. They came to Moses and confessed their sins.
- ★ Many people return to Christ through sickness, afflictions and temptations. We should thank the Lord for His love for us.
- ★ The bronze serpent is a symbol of Christ; who died for our sake, "For He made Him who knew no sin to be sin for us that we might become the righteousness of God in Him." (2 Corinthians 5:21).

Objectives

General: The outcome of sin.

Specific:

The children will be able to...

- A. Understand the Meaning of complaining.
- B. Know that complaining is a sin.
- C. Learn that confession is a replacement for the bronze serpent when we sin.

Bible Verse

" He that believeth in me, though he were dead, yet shall he live. "

(John 11:25)

Teaching Aids

Felt figure and flannel board.

Instruction

- (1) Review last week's lesson.
- (2) Who remembers the verse?
- (3) Remind the children about the church occasions for the coming week.

Story Time

From Mount Hor, they set out to the way of the Red Sea, around the land of Edom. However, the people became impatient on the way. The people spoke against God and against Moses. "Why have you brought us up out of Egypt to die in the wilderness? For there is no food and no water, and we do not like this worthless food. Then, the Lord sent fiery serpents among the people and they bit the people, so that many people of Israel died. The people came to Moses and said, "We have sinned, for we have spoken against the Lord and against you. Pray to the Lord that He take away the serpents from us." So Moses prayed for the people.

1. Why did the Lord punish the people?
2. What was the punishment?
3. What did the people do?

The Lord said to Moses, "Make a fiery serpent and set it on a pole and everyone who is bitten, when he sees it, shall live." So, Moses made a bronze serpent, and set it on a pole, and if a serpent bit anyone, he would look at the bronze serpent and live. The Bible says, "He who believes in me, though he die yet shall he live."

1. What does the bronze serpent stand for?
2. What should the person bitten by the serpent do in order to recover?
3. Who can say the verse?

Discussion

- 1 - Follow up the story by talking about it with the children.
- 2 - Continue the discussion while they do the activity.

Learning Activities

Activity Sheet.

Lesson No. (12)

Water from the Rocks

References

Exodus 17, Psalms 42:2.

Notes for Servants

- ★ "My soul thirsteth for God, for the living God." Ps 42:2
- ★ "O God, thou art my God; early will I seek thee. My soul thirsteth for thee; my flesh longeth for thee in dry and thirsty land, where no water is." Ps 63:1
- ★ These are the signs of God's in the wilderness and a satisfaction of a true believer. The soul born from above longs for a personal direct share with God, "As a heart longs for a flowing stream, so longs my soul for thee, O God."
- ★ It breaks any threshold of the powers of darkness to achieve its aim. This is the sign which characterizes the children of God who live in this world. This sign distinguishes them from the sons of the world. In the roads of God, one can find a rock out of which living water flows.

Objectives

General: God's love and care.

Specific:

The children will be able to...

- A. Feel that God loves us very much, and cares for us.
- B. Know the power of prayer, if we have faith.
- C. Understand that God can do anything.

Bible Verse

"Let him that is athirst come. And whosoever will, let him take the water of life freely."

(Revelation 22:17)

Teaching Aids

None.

Introduction

- (1) Review last week's lesson.
- (2) Who remembers the verse?
- (3) Remind the children about the church occasions for the coming week.

Story Time

The people continued their journey... they felt thirsty... they searched the desert but they did not find a drop of water. They grew more thirsty. They murmured and complained. They went to Moses and cried, "We don't have water. Do you wish us to die of thirst? Give us water so that we and our children may drink, and our cattle need water also, or else we will stone you." Moses said to them, "Your complaint arouses the Lord's anger and wrath, but I will pray for you." Moses went out to pray. "O Lord, what shall I do to these people? They will stone me after a short time. They need water." The Lord said, "I will quench their thirst. Let him who is thirsty come."

1. Where were the people?
2. Why were they angry with Moses?
3. What did Moses do?

The Lord commanded Moses to take the elders and the heads of the people and accompany them to the rock in the mount of Horeb. The Lord said to Moses, "I will stand before you. Take in your hand the rod with which you struck the Nile. You shall strike the rock and water shall come out of it." Moses did so in the sight of the elders of Israel. With the same rod with which he changed the water of the Nile into blood, he struck the rock in mount Horeb, and fresh water flew out of it. People rushed to drink. Thousands of thirsty people quenched their thirst and their cattle also drank water. This rock is a figure of Christ who was pierced in His side on the cross for us.

1. Where was the rock?
2. What did Moses do that made water flow out?
3. What did Moses do with this rod in the land of Egypt?
4. Who gave them water?
5. What does the rock stand for?

Discussion

- 1 - Follow up the story by talking about it with the children.
- 2 - Continue the discussion while they do the activity.

Learning Activities

Activity Sheet.

Lesson No. (13)

Moses at the Mountain Receiving the Ten Commandments

References

Exodus 19:20.

Notes for Servants

- ★ The people of God had to pass through the way of the wilderness with all its troubles and difficulties to reach the wilderness of Sinai. There, before the mountains, they learned important lessons. Such stages form the history of the people of God.
- ★ As individuals or groups we have to listen to the voice that speaks to us. These words do not come with terror and fear because we know very well that the speaker does not speak in anger but as a father speaking to his sons for their happiness and blessing.

Objectives

General: God's care and his power to protect us.

Specific:

The children will be able to...

A. Feel the power of God.

B. Learn that God who saved His people and brought them out of Egypt, also can save us from any trouble.

C. Say, "May the Lord forgive you," If anyone sins against them.

Bible Verse

" Here am I, send me. "

(Isaiah 6:8)

Teaching Aids

None.

Instruction

- (1) Review last week's lesson.
- (2) Who remembers the verse?
- (3) Remind the children about the church occasions for the coming week.
- (4) Tell the children that the Lord God who appeared to Moses on the Mount of Sinai in ancient times, in a flame of fire, is the same Jesus Christ who appeared in flesh because of His love to us. He was born in the manger, He is near us. He is in our hearts and in our lives.

Story Time

Three months after leaving Egypt, the people of God arrived in Sinai. At the mountain which lies to the east of the Red Sea, the Lord had told Moses in the land of Egypt that the people had to go to Sinai to meet the Lord.

They reached the mountain. The Lord said to Moses, "Come to the top of the mountain" and Moses ascended the mountain and the Lord said to him, "Thus you shall say to the house of Jacob, and tell the people of Israel. You have seen what I did to the Egyptians and how I bore you on eagles' wings and brought you to Myself. Now, therefore, if you will obey My voice and keep My covenant, you shall be My own possession among all peoples; for all the earth is Mine..."

So, Moses came and called the elders of the people, and set before them all these words which the Lord had commanded him. All the people answered together and said, "All that the Lord has spoken, we will do."

Moses told the people to be ready for meeting the Lord by washing their clothes and purifying themselves. They must not do any wrong and be ready by the third day. The people obeyed and confessed their sins and asked for forgiveness. Disputants reconciled with each other. Could you forgive a boy who insulted you, or a boy who struck you without intention, or a boy who has trodden on your foot, or a person who plays tricks on you in playing? Are you in dispute with anyone? (The servant must encourage those in dispute to reconcile and forgive one another.)

When the people of God got up on the third day, they saw the mountain covered with smoke, thunder and lightning and a thick cloud, and a very loud trumpet blast. They were afraid, they knew that the Lord was in that place. Moses said to them, "Follow me", and they followed him to the foot of the mountain and stood there. The whole mountain quaked greatly and it was all covered with smoke, and the sound of the trumpet grew louder. At last they heard Moses when he spoke to the Lord. The Lord said to him, "Come up to the mountain. Come alone. The Lord said to him, "Tell the people not to touch the mountain lest they should die. Go down and bring Aaron with you." Moses went down and told the people about the Lord's commands and went up the mountain bringing up Aaron with him. The Lord gave him the Ten Commandments.

1. Thou shalt have no other gods before me.
2. Thou shalt not make unto thee any graven image.
3. Thou shalt not take the name of the Lord thy God in vain.
4. Remember the Sabbath Day and keep it holy.
5. Honor thy father and thy mother.
6. Thou shalt not kill.
7. Thou shalt not commit adultery.
8. Thou shalt not steal.
9. Thou shalt not bear false witness against thy neighbor.
10. Thou shalt not covet anything that is thy neighbor's.

Discussion

- 1 - Follow up the story by talking about it with the children.
- 2 - Continue the discussion while they do the activity.

Learning Activities

Activity Sheet.

Lesson No. (14)

The Sin of Achan the Son of Carmi

References:

Joshua 7:1-26.

Notes for Servants

- ★ The people of God won victory over Jericho, the great city, but they could not stand before Ai the small town because there were devoted things in the midst of them. This is a lesson for us. Many times we submit ourselves to God and receive miraculous victory, but we soon think that our piety and hard work enables us to lead a life of holiness so we fall before the smallest scene or sin or lust.
- ★ The secret of our failure in all our life often seems as if it were simple. Let us glorify the Lord all the time and thank Him so that He may give us victory and triumph.

Objectives

General: The punishment of sin.

Specific:

The children will be able to ...

- A. Know that God did not tolerate sin and punishment was severe.
- B. Understand that the Law was known to people as well as punishment.
- C. Learn that in the New Testament God gave us the sacrament of confession and the punishment for who does not confess the eternal death.

Bible Verse

**" Neither will I be with you any more,
except ye destroy the accursed from among you. "**

(Joshua 7:12)

Teaching Aids

1. Felt figure and flannel board.
2. Video.

Instruction

- (1) Review last week's lesson.
- (2) Who remembers the verse?
- (3) Remind the children about the church occasions for the coming week.

Story Time

The ancient people gained victory in wars with the power of God and through their obedience to His commandments. When they came to the small town of Ai, the spies said, "Let not all the people go up, but let about two or three thousand men go up and attack Ai. Do not make the whole people toil up there, for they are but a few." So, about three thousand went up there from the people, and they fled from the men of Ai, and the men of Ai killed about thirty-six men of them and chased them, and slew them, and the hearts of the people melted and became as water. This was surprising. There must have been a reason for that defeat. Then Joshua tore his clothes off in grief and threw himself to the ground before the Lord. He prayed to God. The Lord said to him, "Arise, why have you thus fallen upon your face? Israel has sinned, they have transgressed My covenant which I commanded them, they have taken some of the devoted things, they have stolen and lied, and put them among their own stuff. I will be with you no more." (Here the children repeat the verse).

So, Joshua rose early in the morning and searched for the man who was the cause of the trouble. He found out who he was and the man confessed that he had stolen. His name was Achan the son of Carmi. The man said, "I have sinned against the Lord, God of Israel, and this is what I did. When I saw among the spoil a beautiful mantle from Shinar, and two hundred shekels of silver and a bar of gold weighing fifty shekels, then I coveted them and took them, and behold they are hidden in the earth inside my tent, with the silver underneath.

1. Who led the people?
2. How many men went to Ai?
3. Did they win victory? Why?
4. What was Achan's sin?
5. Do you say to the Lord, "forgive me" when you sin?
6. Who can say the verse?

So, Joshua sent messengers, and they ran to the tent, and behold, it was hidden in his tent with silver underneath. They took them out of the tent and brought them to Joshua and all the people of Israel, and they laid them down before the Lord. Joshua and all Israel with him took Achan and the silver and the mantle and the bar of gold and his sons and daughters, and his oxen and asses and sheep, and his tent and all that he had, and they brought them up to the valley of Achor and all Israel stoned them with stones. They burnt them with fire till they died and they raised over them a great heap of stones. This is the punishment of sin.

1. What did they do with Achan?
2. What was the punishment of sin?

Discussion

- 1 - Follow up the story by talking about it with the children.
- 2 - Continue the discussion while they do the activity.

Learning Activities

Activity Sheet.

Lesson No. (15)

The Fall of Samson

References:

Judges 16:15-21.

Notes for Servants

- ★ Delilah was a fraudulent woman. She insisted that Samson should tell her his secret to prove that he was really in love with her. That was a case of a sinful wicked woman. How much more should we, the children of the Lord, show our love to the Lord whom we love with our hearts, and how much more should we reveal our secrets to Him.
- ★ He knows all our secrets and problems, but He likes to see His children resorting to Him all the time telling Him all their secrets, problems, talking with Him about their joys and griefs so long as they love their Father and have trust in Him. Let us confess that we are weak in our fight against sin and let us thank the Lord for His great care for us.

Objectives

General: The punishment of sin.

Specific:

The children will be able to ...

- A. Understand the meaning of the word Nazarite.
- B. Know that the result of sin always bad for the sinner.
- C. Learn that God because He is Holy, He hates sin very much.

Bible Verse

" Be thou faithful unto death, and I will give thee a crown of life. "

(Rev. 2:10)

Teaching Aids

1. Felt figure and flannel board.
2. Video.

Instruction

- (1) Review last week's lesson.
- (2) Who remembers the verse?
- (3) Remind the children about the church occasions for the coming week.

Story Time

Samson was very strong man. He fought and defended his people against their enemies. They were astonished at his great strength. The enemies tried to defeat Samson, but they could not. They asked Delilah to trick him. Delilah was a Philistine woman. She pretended that she love him and kept asking him, "Tell me what makes you so strong." Samson did not want to tell her but she cried. Samson loved her and did not want her to cry. He told her his secret... "I am a Nazarite from birth. No razor has come upon my head. My hair has never been cut. I have been dedicated to God as a Nazarite from the time I was born. If my hair were cut, I would lose my strength and be as weak as anybody else."

When Delilah new his secret, she sent and called the lords of the Philistines. She told them his secret.. Then, the lords of the Philistines gave her some money to cut his hair. She took the money from them. When Samson visited Delilah she cut his hair off while he was sleeping.

Samson lost his strength. The Philistines seized him and gouged out his eyes, bound him with fetters (A chain attached to the ankles), and he was put in the prison and they humiliated him. They mocked him and forced him to dance in a great ceremony of their own. Samson had a lot of time to think about his disobedience to God and Samson asked God for forgiveness. Samson's hair start to grew again.

One day, the Philistines had, a great celebration to thank their god for delivering Samson to them. Nearly three thousand people gathered in the huge temple of Dagon. After the ceremonies, the people cried "Go get Samson! Let him entertain us! We want to see the once strongest man!" Samson was led in and chained between the two centre pillars of the temple and mocked him. Samson said to the young boy who led him to the pillars, "Let me touch the pillars that I'm chained to. I am so weak that I need to lean against them." The boy placed each of Samson's hands on the pillars that held up the roof of the temple.

Then Samson raised his face to heaven and prayed, "Lord, remember me and strengthen me this one time." Samson then bowed his head and pulled down the two centre pillars of the temple. The whole temple collapsed and killed the Philistines inside. After the dust settled,, Samson's brothers came and took his body And they buried him between his mother and father in Manoah. Samson's act of bravery made him into a legend of faith.

Discussion

- 1 - Follow up the story by talking about it with the children.
- 2 - Continue the discussion while they do the activity.

Learning Activities

Activity Sheet.

Broken Promises

References:

Nehemiah 10.

Notes for Servants

- ★ The Lord punished His people for their sin. The Lord sent their enemy to destroy their land and everything they have to teach them a lesson.
- ★ Many people return to Christ through sickness, afflictions and temptations. We should thank the Lord for His love for us.

Objectives

General: The outcome of sin.

Specific:

The children will be able to...

- A. Understand the Meaning of God's punishment.
- B. Know that sin make God angry.
- C. Learn that confession is the only way that God forgive us sin.

Bible Verse

“Create in me a clean heart, O God; and renew a right spirit within me.”
(Ps 51:10)

Teaching Aids

Felt figure and flannel board.

Instruction

- (1) Review last week's lesson.
- (2) Who remembers the verse?
- (3) Remind the children about the church occasions for the coming week.

Story Time

Long ago the people of Israel were very bad. God was angry with them and let their enemy to take their land and destroy everything even the Temple. There was a good priest his name was Ezra, he prayed

to God to help him to take his people back to their land and to rebuild the Temple.

God answer his prayer and the king give Ezra permission to go back with his people and rebuild the Temple. When they arrived to their land Ezra start to read the word of God to them. They knew their fault and promised God that they will be good. In their hearts the people wanted to be good and please the Lord. Three hours a day they listened as Ezra and other priests read to them; and three hours a day they confessed their sins "and worshipped the Lord their God."

One day one of the leaders cried, "Stand up and bless the Lord your God for ever and ever." They stood. Then with bowed heads they joined in this beautiful prayer: "Blessed be thy glorious name, which is exalted above all blessing and praise. Thou, even thou, art Lord alone; thou hast made heaven, the heaven of heavens, with all their host, the earth, and all things that are therein, the seas, and all that is therein, and thou preservest them all; and the host of heaven worshippeth thee."

To prove they really meant to be good from now on they drew up an agreement and signed it. Princes, priests, and people "entered . . . into an oath, to walk in God's law." In this document they agreed, among other things, 1. That they would not let their girls marry heathen boys; or their boys marry heathen girls. 2. That they would not buy anything on the Sabbath. 3. That they would pay so much a year to help keep up the Temple services. 4. That they would pay their tithe to the priests and Levites.

Nehemiah was the first to sign the document. Then all the other leaders signed it. What a solemn agreement it was! With the people thus pledged to do right, and the wall built, Nehemiah felt it was a good time to go back to Persia and report to the king, as he had promised to do.

How long he stayed there we do not know. Certainly he must have been away from Jerusalem many months, possibly years. At last he got permission from the king to return; and it was a good thing he did. When he came back he found princes, priests, and people had forgotten the pledge they had made. As Nehemiah continued his inquiries he found that the people had not kept their promise to pay their tithe, with the result that the Levites were starving. He soon changed that.

Then he noticed that on the Sabbath, which was supposed to be a holy day, the people were acting just as though it were an ordinary weekday. They were buying and selling, harvesting and traveling, seemingly without a thought that this was God's day. Always a man of action, Nehemiah determined to put a stop to this wrongdoing at once. So he set some of his own faithful servants at every gate, with orders to close them at sunset every Friday evening and not to open them till after the Sabbath.

He had built these gates as a protection against Israel's enemies; now he shut them to help his people remember the Sabbath day to keep it holy. So Nehemiah, the king's cupbearer, tried his best to bring Israel back to God; to keep them in the way of truth and righteousness; to save them from further punishment. Alas, but few heeded his counsel, and the sad story of broken promises went on and on down the years.

Discussion

- 1 - Follow up the story by talking about it with the children.
- 2 - Continue the discussion while they do the activity.

Learning Activities

Activity Sheet.

Lesson No. (17)

Review

References

Lesson 2 to 16.

Notes for Servants

- ★ Review your spiritual life, prayers, fasting, spiritual readings, confession, and communion.
- ★ Review your service in relation with preparing the lessons, your relationship with your students and reaching out for them when they do not come to the Sunday School.

Objectives

General: Review and emphasize the Theme of this period.

“God and the sin of man”

Specific:

The children will be able to ...

- A. Review some of the lessons.
- B. Tell some of the stories.
- C. Memorize the verses.

Bible Verse

Review memorizing the verses.

Teaching Aids

Prepare all the teaching aids to review as many as possible of the previous lessons.

Lesson

- (1) Name the lesson to review such as "Adam is sent out of the Garden", using the teaching aid as help.
- (2) Ask questions and let the children answer or answer it yourself as part of the review.
- (3) Make sure that children have gained a spiritual growth from the lesson, virtue such as loving one another, and good habits such as staying quiet in church.
- (4) Repeat the same steps with every lesson that you will be able to review based on the available time.
- (5) Remember that we review the spiritual gain for the children more than testing their knowledge.

Learning Activities

Activity Sheet.

Lesson No. (18)

Christ was Born in a Manger

References:

Matthew 1:18-24. Luke 2:1-20.

Contemplations on nativity, His Holiness Pope Shenouda III

Notes for Servants

- ★ The Lord humbled Himself, and emptied Himself, taking the form of a servant being born in the likeness of men, He came into the world quietly. His mother was a poor orphan. He lived in Nazareth. People did not believe that something good could come out of Nazareth.
- ★ Let us empty ourselves so that the Lord may come and fill our life with His grace and find comfort in our hearts, and we will rule with Him in everlasting life.

Objectives

General: The Lord is enthroned in our hearts. (Christ rules in our hearts)

Specific:

The children will be able to ...

- A. Know something about the angels duties as messengers and they always praising God.
- B. Know the meaning of "Christ is our saviour."
- C. Learn that Jesus came as a poor person to teach us to love our brothers and sisters the poor.

Bible Verse

" For unto you is born this day in the city of David a Saviour, which is Christ the Lord. "
(Luke 2:11)

Teaching Aids

1. A model of a small manger.
2. Video.

Instruction

- (1) Review last week's lesson.
- (2) Who remembers the verse?
- (3) Remind the children about the church occasions for the coming week.
- (4) Transmit the feelings of joy for the birth of the Saviour to the children.
- (5) Show the children the great love of the Lord for them and that He wants the heart of each one of us to dwell in it.

Story Time

What is Christmas? Whose birthday is it? Where was Christ born?

In those days a decree went out from Caesar Augustus that all the world should be enrolled, and all went to be enrolled, each one to his/her own city. Joseph went up from the city of Nazareth to Judea, to the city of David, which is called Bethlehem, to be enrolled with St. Mary, his betrothed, who was pregnant. While they were there, the time came for her to deliver her baby. She gave birth to her first born Son and wrapped Him in swaddling cloths, and laid Him in a manger, because there was no place for them in the inn.

In that region there were shepherds out in the field, keeping watch over their flock by night. An angel of the Lord appeared to them, and the glory of the Lord shone around them, and they were filled with fear. The angel said to them, "Be not afraid, for behold, I bring you good news of great joy which will come to all people, for to you is born this day in the city of David a Saviour, who is Christ the Lord. The shepherds asked the angel, "What is the sign?" The angel said, "This will be a sign for you, you will find a babe wrapped in swaddling cloths and laying in a manger."

Suddenly, there was with the angel a multitude of the heavenly host praising God and saying, "Glory to God in the highest, and on earth peace among men with whom He is pleased..." The shepherds were happy. The strange and wonderful sight filled them with delight. When the angels went away from them into heaven, the shepherds said to one another, "Let us go over to Bethlehem and see this thing that has happened which the Lord has made known to us." They went with haste, and found St. Mary and Joseph and the babe laying in a manger.

After the shepherds had seen that great sight, they returned, glorifying and praising God for all they had heard and seen, as it had been told them. All who heard it wondered at what the shepherds told them.

Discussion

- 1 - Follow up the story by talking about it with the children.
- 2 - Continue the discussion while they do the activity.

Learning Activities

Activity Sheet.

Herod's Persecution and the Flight to Egypt

References:

Matthew 2:7-22.

Contemplations on nativity, H.H. Pope Shenouda.

Notes for Servants

- ★ It is surprising that when the Lord, Jesus Christ was a child, He did not use His power. He fled to Egypt although, He had authority over Herod's soul.

Objectives

General: Keep away from evil.

Specific:

The children will be able to ...

- A. Search for God as those wise men, where can we find Him?
- B. Learn that we should always offer God the best things.
- C. Flee from the evil things, such as fighting others.

Bible Verse

" Out of Egypt have I called my son. "

(Matthew 2:15)

Teaching Aids

1. A picture showing the visit of the wise men to the Lord Jesus.
2. A picture showing the flight of the Holy Family to Egypt.
3. Video.

Instruction

- (1) Review last week's lesson.
- (2) Who remembers the verse?
- (3) Remind the children about the church occasions for the coming week.
- (4) Servant shows the children the great love of the wise men who came from a far country.
- (5) Servant explain the symbols of the gifts and shows the children what each gift stands for.
- (6) Servant explains that the flight of Jesus Christ was not because of fear but it was to fulfil the prophesy, "Out of Egypt I have called my Son."

Story Time

When Herod the king heard this, he was troubled, and assembling all of the chief priests and scribes of the people, he inquired of them where the Christ was to be born. They told him, "In Bethlehem of Judea." Then, Herod summoned the wise men secretly and ascertained from them what time the star appeared, and he sent them to Bethlehem, saying, "Go and search diligently for the child, and when you have found Him bring me word, that I too may come and worship Him..." and the wise men went their way and lo, the star which they had seen in the east went before them, until it came to rest over the place where the child was.

When the wise men saw the star, they rejoiced extremely with great joy and going into the house, they saw the child with St. Mary, His mother, and they fell down and worshipped Him. Then, opening their treasures, they offered Him gifts of gold, frankincense and myrrh. Being warned in a dream not to return to Herod, they departed to their own country by another way.

Now, when they had departed, behold an angel of the Lord appeared to Joseph in a dream and said, "Rise, take the child and His mother, and flee to Egypt, and remain there until I tell you, for Herod is about to search for the child, to destroy Him." He rose and took the child and His mother by night, and departed to Egypt. It was a very long journey. He remained there until the death of Herod. This was to fulfil what the Lord had spoken by the prophet, "Out of Egypt have I called my Son."

Discussion

- 1 - Follow up the story by talking about it with the children.
- 2 - Continue the discussion while they do the activity.

Learning Activities

Activity Sheet.

Lesson No. (20)

John the Baptist Baptizes Jesus Christ

References:

Matthew 3:13-17.

Notes for Servants

- ★ It is surprising that the Lord humbles Himself and empties Himself and asks John the Baptist whom He created to baptize Him.
- ★ By baptism, we are born anew and we put on the robe of righteousness and purity which we lost, and by Holy Chrism we are established in Christ so that we may lead a life of holiness.
- ★ Note how gentle and quiet Jesus was when He talked with John.

Objectives

General: The effect of baptism in our lives.

Specific:

The children will be able to ...

- A. Learn that without baptism we can not enter heaven, and we can not be called Christians.
- B. Know that Jesus did not need to be baptise, but to teach us about baptism.
- C. Understand the meaning of the Trinity, God the Father in heaven, God the Son in the water, and God the Holy Spirit as Dove.

Bible Verse

" This is my beloved Son, in whom I am well pleased. "

(Matthew 3:17)

Teaching Aids

1. The icon of baptism surrounded with candles. The children carry the icon and go around saying, "Epiphany feast, Epiphany feast" while holding candles in their hands.
2. Video.

Instruction

- (1) Review last week's lesson.
- (2) Who remembers the verse?
- (3) Remind the children about the church occasions for the coming week.

- (4) Servant shows the children that the ritual of baptism is performed by immersion three times.
- (5) The Epiphany feast is also called the feast of the Divine manifestation, because of the manifestation of the Holy Trinity. When the servant says, "A voice from heaven saying, "This is my beloved Son..." He must say the verse with reverence and awe changing the tone of his voice so that the children may know that when we stand in the presence of the Lord, we must stand with reverence and awe. The servant should advise the parents of the children who have not been baptized to haste and baptize their children so that they may receive salvation and the gifts of the Holy Spirit.

Story Time

What do you usually see in the baptism room? How does the priest baptize the children?

John the Baptist baptized people in the River Jordan. "Then went out to him Jerusalem and all Judea and all the region about the Jordan, and they were baptized by him in the river Jordan, confessing their sins." He said to the people, "I baptize you with water for repentance, but He who is coming after me is mightier than I, whose sandals I am not worthy to carry, He will baptize you with the Holy Spirit and fire."

Then Jesus came from Galilee to the Jordan to John the Baptist, to baptize Him. St. John would have prevented Him, saying, "I need to be baptized by You, and do You come to me?" But Jesus answered him, "Let it be so now for thus is it fitting for us to fulfil all righteousness." Then, he consented and they went down into the Jordan.

When Jesus was baptized, He went up immediately from the water, and behold, the heavens were opened and He saw the Spirit of God descending like a dove, and alighting on Him, and lo, a voice from heaven saying, "This is my Beloved Son, with whom I am well pleased."

Discussion

- 1 - Follow up the story by talking about it with the children.
- 2 - Continue the discussion while they do the activity.

Learning Activities

Activity Sheet.

Lesson No. (21)

The Walls of Jericho

References

Joshua 5 & 6.

Notes for Servants

- ★ Fear not... this is the Lord.
- ★ The fortified, high walls of Jericho were pulled down by no more than marching around the city seven times in the service clothes and blowing the trumpets in the name of the Lord.

Objectives

General: God's care and His power.

Specific:

- The children will be able to ...
 - A. Sense the hand of God helping and protecting His people.
 - B. Larn that God will give us power to overcome our enemies.
 - C. Accept and believe that God can do anything.

Bible Verse

" By faith the walls of Jericho fell down. "

(Hebrews 11:30)

Teaching Aids

None.

Instruction

- (1) Review last week's lesson.
- (2) Who remembers the verse?
- (3) Remind the children about the church occasions for the coming week.
- (4) The servant discusses with the class, who are the people of God now days, and how the Lord cares for the Church. Then, the servant speaks about the ancient people and explains that the lesson is a story about those people, but the story tells us about the Lord's deeds with His children who are the members of the church now.
- (5) Teacher should prepare the appropriate questions to emphasize the objectives during the lesson.

Story Time

The people of God continued their journey under the leadership of Joshua. Joshua looked and saw that the walls of Jericho were high. The gates of Jericho were kept shut and guarded to keep the Israelites out. While Joshua was near Jericho, he suddenly saw a man standing in front of him, holding a sword. He thought, is this man a friend or an enemy? He asked him, "Are you one of our soldiers or an enemy?" "Neither", the man answered, "I am here as the commander of the Lord's army." Joshua threw himself on the ground in worship and said, "I am your servant, sir, what do you want me to do?" The commander of the Lord's army said to him, "Take your sandals off, you are standing on holy ground." Joshua did as he was told.

Joshua knew that the Lord was with him... then all things were possible. The Lord said to Joshua, "See I have given Jericho to you, there is no need for fighting... just do what I tell you. You shall march around the city, and all the men of war shall go around once.

Thus shall you do for six days. You shall bear seven trumpets of rams' horns before the ark, and on the seventh day you shall march around the city seven times, the priests blowing the trumpets, and when they make a long blast with the ram's horn, as soon as you hear the sound of the trumpet, then all the people shall shout with a loud voice, and the wall of the city will fall down flat, Jericho shall fall down and the men shall take Jericho." This passes all understanding, going around the city seven times causes the high walls to fall down. As Joshua had commanded the people, the seven priests bearing the seven trumpets went forward with the Ark of the Covenant of the Lord following them. The armed men went before the priests.

They went about the city once, then they went back into the camp and spent the night in the camp. The Canaanites were looking from above the walls of their city mocking the Israelites saying, "Ha, ha, these people are foolish. What are they doing? They are going round the high walls of our city."

On the second day the people did the same thing they did on the first. They did the same thing for six successive days. Their march was long and tiring but the people did not complain. On the seventh day, they had to go around the city seven times. They got up early on that day, the task was hard, the people were faithful and obedient. The priests blew the trumpets. The people looked at the Ark of the Covenant of the Lord which was a symbol of the presence of God among them, then the people shouted, and the miracle took place. The walls of Jericho fell down. The gates of the city opened, the people entered and the Lord gave them the city as He promised.

Discussion

- 1 - Follow up the story by talking about it with the children.
- 2 - Continue the discussion while they do the activity.

Learning Activities

Activity Sheet.

Lesson No. (22)

A Memorable Day

The Sun Stood Still for Joshua

References

Joshua 10:12-14.

Notes for Servants

- ★ "O Lord, His Name is Holy in all the earth. When I look at the sky, the work of thy fingers, the moon and the stars which thou has established; great are the works of the hosts. The heavens are telling the glory of God and the firmament proclaims His handiwork. The Lord sustains the universe with His power. The universe reveals the supreme power of God.
- ★ The Lord, in His great love to His faithful and sincere children can change the system of the universe which He created according to a certain system, and subdued it for their benefit, so we are not afraid of anything because the Lord is always with us.

Objectives

General: The Lord's great love to man whom He created and subdued every thing to him.

Specific:

The children will be able to ...

- A. Have true faith in God and His unlimited power over everything.
- B. Pray for God's help always when they are in trouble.
- C. Be honest and sincere.

Bible Verse

" The Lord shall fight for you, and ye shall hold your peace. "

(Exodus 14:14)

Teaching Aids

The picture of the lesson.

Instruction

- (1) Review last week's lesson.
- (2) Who remembers the verse?
- (3) Remind the children about the church occasions for the coming week.
- (4) Servant may ask the following :
 - a. Who created the sun? b. When does the sun rise? When does it set?
- (4) Teacher should prepare the appropriate questions to emphasize the objectives during the

lesson.

Story Time

Gibeon was a great city and the people of Gibeon were Joshua's friends. They were also the friends of the people of God. When Adonizedek, the king of Jerusalem heard that the people of Gibeon had made peace with Joshua, he was greatly alarmed and sent a message to five Amorite kings. He said to them, "Come and help me attack Gibeon because its people have made peace with Joshua and the Israelites." The Amorite kings joined forces, surrounded Gibeon and attacked it.

The servant draws the attention of the children to the fact that Joshua did not break his promise to Gibeon. The people of Gibeon sent to Joshua and said to him, "Do not relax your hand from your servant, come up to us quickly and save us, and help us, for all the kings of the Amorites that dwell in the hill country are gathered against us."

So, Joshua and all the people of war with him, and all the mighty men went up and the Lord said to Joshua, "Do not fear them, for I have given them into your hands." The Lord threw them into a panic before Israel who smote them and while they were running down the ascent of Bethoron, the Lord threw great stones from heaven upon them, and they died. The Lord will fight for you. You have only to be still.

Then spoke Joshua to the Lord in the day when the Lord gave the Amorites over to them of Israel, and he said in the sight of Israel, "Sun, stand thou still at Gibeon, and thou moon in the valley - "AiJalon" and the sun stood still, and the moon stayed until the nation took vengeance on their enemies. There has been no day like it before or since, when the Lord harkened to the voice of a man, for the Lord fought for Israel. For the Lord says, "The Lord shall fight for you, and ye shall hold your peace." (The Lord will fight for you, and you have only to be still).

Discussion

- 1 - Follow up the story by talking about it with the children.
- 2 - Continue the discussion while they do the activity.

Learning Activities

Activity Sheet.

Lesson No. (23)

ANGELS

Their Praises and Their Services to the People

References:

The Angel Gabriel - The Angel Gabriel Sunday School - Harit el Sakayeen.

Notes for Servants

- ★ God created the angels of light. They are present before Him day and night praising Him without pause.
- ★ The Bible teaches us that they make intercession for people and they are responsible for the children of God. "For He will give His angels charge of you to guard you in all your ways." Ps. 91:11. One of the angels' groups are called the guardian angels.

Objectives

General: The service of the angels.

Specific:

The children will be able to ...

- A. Know some knowledge about the angels and their ranks and work.
- B. Learn about Guardian angels and their duties.
- C. Imagine Heaven and the Throne of God and the angels around Him.

Bible Verse

***"The angel of the LORD encampeth round about them that fear him,
and delivereth them."***

(Psalm 34:7)

Teaching Aids

The wing of an angel made of silver paper or white paper or cloth. Some dishes and plates - flour - fruit. A big plastic fish - a pie.

Instruction

- (1) Review last week's lesson.
- (2) Who remembers the verse?
- (3) Remind the children about the church occasions for the coming week.
- (4) Draw the children's attention to some important situations such as the appearance of the angel and describe the angel.
- (5) Teacher should prepare the appropriate questions to emphasize the objectives during the

lesson.

Story Time

A man and his wife loved God and the poor. The man's name was Dorthaus and the woman's name was Thaoupasta. They used to make a feast for the poor on the feast of the angel. The Lord blessed them and gave them wealth and property. Every year they made a feast for the poor on the Angel Day. One year they had no money, neither did they have any food to offer. They were sad because they were unable to make a feast for the poor that year on the occasion of the Angel Day. They thought for some time, then they took their clothes and went out to sell them.

The angel appeared to them and advised the man to go to a sheep seller, take a sheep and pay part of the price. Then, go to a fisherman and buy a big fish and pay part of the price, and to go to the baker and buy some bread and pay part of the price. The man went out and bought a sheep, a fish, and some bread. He put the fish inside the meat-safe according to the orders of the angel.

The man went out to call the poor as he does every year. The house was full of people and the man did not know what to do to feed them. He entered the kitchen and prayed to the Lord. He begged the Angel Michael to help him and tell him what to do. The Angel Michael appeared to him and said, "Fear not, open the meat-safe and give food to the guests." The man opened the meat-safe and saw that it was full of food, fruit and many sweet things.

He thanked the Lord and gave the people food. They ate and left the house thanking God. The angel appeared again with his white light and said to him, "Cut the fish in two." The man cut the fish and found three hundred dinars inside it. The angel said to him, "Give one hundred dinars to the sheep seller, and the fisherman, and the baker, and one hundred dinars to the church and keep one hundred dinars for your wife and yourself. The Lord has sent me to you and the Lord says that you will not be in need of anything from now on." Then the angel disappeared.

Discussion

- 1 - Follow up the story by talking about it with the children.
- 2 - Continue the discussion while they do the activity.

Learning Activities

Activity Sheet.

Lesson No. (24)

The Captain of the Lord's Army and Joshua

References:

Joshua 5:13-15.

Notes for Servants

- ★ Through baptism, we have received a special mark that distinguishes us as children of the Lord, and by the Lord's flesh and blood, we have become His people.
- ★ The Lord protects us and defends us. Joshua may have begun to think what to do before a fortified city.

Objectives

General: The Lord sends his angels to the Saints.

Specific:

The children will be able to ...

- A. Know some knowledge about angels and their ranks and work.
- B. Learn about Archangels and their duties.
- C. Imagine Heaven and the Throne of God and the angels around Him.

Bible Verse

***“Have not I commanded thee? Be strong and of a good courage;
be not afraid.”***

(Joshua 1:9)

Teaching Aids

A picture of Joshua and the commander of the Lord's army and a wooden sword.

Instruction

- (1) Review last week's lesson.
- (2) Who remembers the verse?
- (3) Remind the children about the church occasions for the coming week.
- (4) The servant concentrates on God's care and love for us, that He sends to us His angels to help and guard us.
- (5) Teacher should prepare the appropriate questions to emphasize the objectives during the lesson.

Story Time

The Israelites stayed at Gilgal in Canaan, resting, until they were ready to move westwards to the great city of Jericho. But the people of Jericho were afraid of the Israelites and the power of their God, and bolted every gate into the city. "I want you to find some way of getting into the city secretly," Joshua said to two of his spies, "and report back everything you see to me." So the spies searched all around the walls of the fortress, until they found a hidden door. A woman called Rahab saw them there and recognized them as Israelites. "The people of Jericho are terrified of you," she told them, "because they know you want to attack their city and kill everyone in it. But if you promise to spare me and my family I will help you." The spies promised Rahab and she let them into the city.

The men looked around them. "It's more like a fortress than a city," one of them remarked, noting the massive walls and the towers manned by well-armed soldiers. "Yes, and judging by those sacks of wheat and meal they're prepared for a long siege," replied the other. When the two spies had seen all they wanted, Rahab let them out the same way as they had come and they returned to Joshua. But, Joshua was still not clear in his mind how he and his small band of badly-armed men could storm such a great fortification. He climbed a hill overlooking the city and stood there alone, trying to prepare a plan of attack. Suddenly a man appeared before him, holding a drawn sword in his hand.

"Are you on our side or on our enemy's?" Joshua asked the stranger, and the man replied:

"I am here as captain of the army of our Lord. Take off your sandals; you are standing on holy ground." Joshua fell on his knees at once, and God spoke these words through his angel:

"This is how I shall deliver Jericho and her king into your hands. You must march once around the city with all your warriors, every day for six days, with the Ark of the Covenant carried in front of you. Seven priests blowing trumpets made from rams' horns will march in front of the Ark. On the seventh day you must march around the city seven times, and then the priests will blow their trumpets. This will be the signal for your whole army to shout. Shout, my people, as loud as you can, and the roar of your voices will knock down the city's walls."

Every day for six days the priests and the soldiers marched around the city in silence, carrying the Ark and blowing their trumpets. On the seventh day all the people of Israel joined the march, circling the city seven times. The priests blew their trumpets and then Joshua gave the word. The people let out a great shout. The earth rumbled and shook, and the walls of the city trembled. Then they split right open and crumbled into dust at the feet of the Israelites. They walked over the remains of the walls into the city and destroyed every single thing in it, except Rahab and her family.

Discussion

- 1 - Follow up the story by talking about it with the children.
- 2 - Continue the discussion while they do the activity.

Learning Activities

Activity Sheet.

Lesson No. (25)

The Angel That Appeared to Gideon

References:

Judges 6.

Notes for Servants

- ★ The principle by which the Lord chooses the leader is without change. He chooses the man whose heart is full of love for His people.
- ★ This is the Lord's way. The Lord leaves His children until they confess their weakness and inability to shoulder the responsibility. As Gideon said, "Pray Lord, how can I deliver Israel? Behold my clan is the weakest in Manasseh, and I am the least in my family." Gideon then deserved to listen to the Lord's voice saying, "I will be with you and you shall smite the Midianites as one man." (Judges 6:16)

Objectives

General: The Lord sends His angels to the Saints, and fights for us.

Specific:

The children will be able to ...

- A. Know some information about angels and their ranks and work.
- B. Learn about the angels and their duties as the messenger of the Lord.
- C. Accept that angels are spirits but able to appear in the shape of human.

Bible Verse

**“Have not I commanded thee? Be strong and of a good courage;
be not afraid.”**

(Joshua 1:9)

Teaching Aids

A picture of the Lord's angel and Gideon.

Instruction

- (1) Review last week's lesson.
- (2) Who remembers the verse?
- (3) Remind the children about the church occasions for the coming week.
- (4) Draw a lovely picture of an angel and concentrate on the personality of the angel.
- (5) Teacher should prepare the appropriate questions to emphasize the objectives during the lesson.

Story Time

The people of Israel did what was evil in the sight of the Lord and the Lord gave them into the hand of Midian for seven years, and they made for themselves the dens, the caves, the tombs and the strongholds. For whenever the Israelites put in seed, the Midianites and the Amalkites and the people of the east would come up and attack them and destroy the produce of the land. Israel was brought very low because of Midian, and the people of Israel cried for help to the Lord.

When the people of Israel cried to the Lord on account of the Midianites, the Lord sent an angel to them. Now the angel of the Lord came and sat under the oak at Ophrah, which belonged to Joash the Abiezrite, as his son Gideon was beating out wheat in the wine press, to hide it from the Midianites. And the angel of the Lord appeared to him and said to him, "The Lord is with you, you mighty man of valour." And Gideon said to him, "Pray sir, if the Lord is with us, why then has all this befallen us? And where are all His wonderful deeds which our fathers recounted to us saying, Did not the Lord bring us up from Egypt? But now the Lord has cast us off and given us into the hand of Midian."

And the Lord turned to him and said, "Go in this might of yours and deliver Israel from the Midianites. Gideon apologized saying that he was weak and the least in his family. The Lord said to him, "I will be with you and you shall smite the Midianites as one man." The Lord showed him a sign. Then, the angel disappeared. Gideon said, "Alas, O Lord God. For now I have seen the angel of the Lord face to face." But, the Lord said to him, "Peace be to you, do not fear, you shall not die." Then Gideon built an altar there to the Lord. Then, he carried out the words of the Lord.

Discussion

- 1 - Follow up the story by talking about it with the children.
- 2 - Continue the discussion while they do the activity.

Learning Activities

Activity Sheet.

Lesson No. (26)

Jesus Heals a Blind Man - Bethsaida

References

St. Mark 8:22-26.

Interpretation of the Gospel of St. Mark, translated by Rev. Marcos Daoud.

Contemplations and studies of the Gospel of St. Mark. The Virgin's Church Fagala.

Notes for Servants

- ★ Jesus Christ is the true light that enlightens every man. He said, "I am the light of the world, he who follows me will not walk in darkness, but will have the light of life." Let us follow Him with our hearts so that He might enlighten our way and insight.
- ★ Let us repeat David's words, "Open my eyes that I may behold wondrous things out thy law." May the Lord give us that simple eye with which we can contemplate the Lord's commandments all the time.

Objectives

General: God's love and His care for us.

Specific:

The children will be able to ...

- A. Believe that God has the power to heal our illness.
- B. Know the difference between God's healing and visiting a doctor.
- C. Feel the difference in prayers with and without faith.

Bible Verse

**"I am the Light of the world:
he that followeth me shall not walk in darkness. "**

(John 8:12)

Teaching Aids

None.

Instruction

- (1) Review last week's lesson.
- (2) Who remembers the verse?
- (3) Remind the children about the church occasions for the coming week.
- (4) Teacher should prepare the appropriate questions to emphasize the objectives during the lesson.

Story Time

Jesus used to walk everywhere healing sick people and teaching people. He was once inside the ship with His disciples and they sailed to the village of Bethsaida. The Lord Jesus and His disciples left the ship. The Lord Jesus was teaching people in the city. They brought Him a blind man and requested Him to touch him. The Lord Jesus led the man outside the village. The Lord talked about the Kingdom of God and about his life.

"And they came to Bethsaida and some people brought to him a blind man, and begged Him to touch him. And he took the blind man by the hand, and led him out of the village, and when He had spit on his eyes and laid His hands upon him, He asked him, "Do you see anything?" And he looked up and said, "I see men, but they look like trees walking." Then again He laid His hands upon his eyes, and he looked intently and was restored and saw everything clearly, and He sent him away to his home, saying, do not even enter the village." (Mark 8:22-26) So the blind man could not see anything, but no sooner did the Lord spit on his eyes than the blind man opened his eyes and saw everything clearly.

The Lord Jesus Christ laid His hands once more upon the blind man's eyes, and said to him, "Look and see" and the man was healed and saw every man clearly. Then the Lord sent the man home and said to him, "Do not enter the village and do not tell anybody in the village." The man went home praising God.

Discussion

- 1 - Follow up the story by talking about it with the children.
- 2 - Continue the discussion while the do the activity.

Learning Activities

Activity Sheet.

Lesson No. (27)

Jesus Heals a Centurion's Servant

References

Luke 7:1-10.

Notes for Servants

- ★ Jesus Christ is the true physician who heals our souls, bodies, and spirits. He used to travel everywhere to do good and heal all that were oppressed by the devil. He himself said, "The spirit of the Lord is upon me, because He has anointed me to preach good news to the poor."
- ★ Let's pray faithfully to Him to give us all that we need. We have to pray earnestly and without ceasing to receive what we ask for, believing that the Lord will give us everything we ask for and more.

Objectives

General: God's love and His care for us.

Specific:

The children will be able to ...

- A. believe that God has the power to heal our illness.
- B. know the difference between God's healing and visiting a doctor.
- C. feel the difference in prayers with and without faith.

Bible Verse

" Say in a word, and my servant shall be healed. "

(Luke 7:7)

Teaching Aids

None.

Instruction

- (1) Review last week's lesson.
- (2) Who remembers the verse?
- (3) Remind the children about the church occasions for the coming week.
- (4) Servant may start the lesson with the following questions:
 - a. What should I do when I feel ill?
 - b. What did the Lord Jesus do with the sick people?
 - c. Give the names of some of the sick people that the Lord healed?
 - d. How did the Lord Jesus Christ heal those sick people? Did He give them medicine?

(5) Teacher should prepare the appropriate questions to emphasize the objectives during the lesson.

Story Time

Jesus went to a town in Galilee called Capernaum. There a Roman soldier came up to Him and said "Sir, I have a servant at home who is very ill. He is a good man and I don't want him to die. Please, will you save him?"

"Take me to him," Jesus replied.

But the soldier hesitated. "I don't want to waste your time, sir," he said. "Just a word from you here and now would do." Jesus looked at him. The man went on "I have a company of a hundred men under me, but I know the power of an order. Don't trouble to come all the way to my house, just say the word, and my man will be cured."

"Your faith in me is great," said Jesus. "Most men want much more than just a word from me. They would not believe that I can cure men without touching or seeing them first. Well, I can. Go home now. Your servant is healed and will not die."

Jesus turned to the people around him. "You see," he said, "that man was a Gentile, a non-Jew, and he believed in me. The people of my own faith have not shown such trust. The time is coming when men from every country in the world will see the light of God and believe. But my own people here in Israel will not believe; the light will not shine through their darkness."

When the Centurion arrived home, he found his servant was healed at the same hour when Jesus said his word.

Discussion

- 1 - Follow up the story by talking about it with the children.
- 2 - Continue the discussion while they do the activity.

Learning Activities

Activity Sheet.

Lesson No. (28)

Peter and John

and the Power of God

References

Acts 3:1-4:1.

Notes for Servants

- ★ Those Saints sacrificed all that they owned because they loved the Lord with all their hearts. They left everything and followed the Lord.
- ★ For the Lord's sake, they left everything, they considered it all as nothing, so that they might gain Christ. They crucified the flesh with its passions and desires.
- ★ They took up their cross and presented their life upon it as a sacrifice of love. Through the sign of the cross they could overcome all the powers of the enemy.
- ★

Objectives

General: The Power of the Cross.

Specific:

The children will be able to ...

- A. Know how important is the Cross in our lives.
- B. Learn about the power of the Cross.
- C. Use the Cross to protect their homes and their lives

Bible Verse

“Be strong in the Lord, and in the power of his might.”
(Eph 6:10)

Teaching Aids

None.

Instruction

- (1) Review last week's lesson.
- (2) Who remembers the verse?
- (3) Remind the children about the church occasions for the coming week.
- (4) Teacher should prepare the appropriate questions to emphasize the objectives during the lesson.

Story Time

Now Peter and John went up together into the temple at the hour of prayer, being the ninth hour. And a certain man lame from his mother's womb was carried, whom they laid daily at the gate of the temple which is called Beautiful, to ask alms of them that entered into the temple; Who seeing Peter and John about to go into the temple asked an alms.

And Peter, fastening his eyes upon him with John, said, Look on us. And he gave heed unto them, expecting to receive something of them. Then Peter said, Silver and gold have I none; but such as I have give I thee: In the name of Jesus Christ of Nazareth rise up and walk.

And he took him by the right hand, and lifted him up: and immediately his feet and ancle bones received strength. And he leaping up stood, and walked, and entered with them into the temple, walking, and leaping, and praising God.

And all the people saw him walking and praising God: And they knew that it was he which sat for alms at the Beautiful gate of the temple: and they were filled with wonder and amazement at that which had happened unto him.

And as the lame man which was healed held Peter and John, all the people ran together unto them in the porch that is called Solomon's, greatly wondering. When Peter saw it, he answered unto the people, Ye men of Israel, why marvel ye at this? or why look ye so earnestly on us, as though by our own power or holiness we had made this man to walk?

Discussion

- 1 - Follow up the story by talking about it with the children.
- 2 - Continue the discussion while the do the activity.

Learning Activities

Activity Sheet.

Lesson No. (29)

Anba Barsoum Al-Iryan

and the Power of the Cross

References

Sinaxarium 5th Nissy
The Saint Anba Barsoum Al-Iryan

Notes for Servants

- ★ Those Saints sacrificed all that they owned because they loved the Lord with all their hearts. They left everything and followed the Lord.
- ★ For the Lord's sake, they left everything, they considered it all as nothing, so that they might gain Christ. They crucified the flesh with its passions and desires.
- ★ They took up their cross and presented their life upon it as a sacrifice of love. Through the sign of the cross they could overcome all the powers of the enemy.

Objectives

General: The Power of the Cross.

Specific:

- The children will be able to ...
- A. Know how important is the Cross in our lives.
 - B. Learn about the power of the Cross.
 - C. Use the Cross to protect their homes and their lives

Bible Verse

“God forbid that I should glory, save in the cross of our Lord Jesus Christ.”

(Galatians 6:14)

Teaching Aids

The servant distributes crosses.

Instruction

- (1) Review last week's lesson.
- (2) Who remembers the verse?
- (3) Remind the children about the church occasions for the coming week.
- (4) Servant may start with the following questions:
 - a. What do we usually do when we begin our prayer?
 - b. What do we usually do when we are afraid or when we are in the dark?
 - c. What do we usually do when we see a snake or a serpent?
- (5) Teacher should prepare the appropriate questions to emphasize the objectives during the lesson.

Story Time

We shall see one of the Saints who won victory over (overcame) a snake with the power of the cross. St. Barsoum was born in a rich family. His parents were very, very rich and were pious people. They brought him up in the discipline and instruction of the Lord and true Christianity. He devoted himself to prayer, reading the scriptures and receiving the Holy Communion. His parents died when he was young. His uncle took all the property and possessions that belonged to Barsoum's parents. St. Barsoum hated money and property and despised all possessions. He did not want to quarrel with his uncle about such trivial things.

The saint left home and everything and went outside the city. He devoted himself to prayer day and night. He used to fast for long times. One day St. Barsoum went to St. Abu Seifein Church in Old Cairo. When he arrived at the Church gate and was about to enter the Church, the servant did not allow him to enter the Church and the following dialogue ran between them:

Servant: Where are you going gentleman?

The Saint: I am going to the den.

Servant: You are not allowed to go there.

The Saint: Why?

Servant: Don't you know what is in there?

The Saint: What is in there?

Servant: There is a very big snake in the den and nobody can enter there.

The Saint: I shall enter the den and the Lord Jesus will be with me so the sight of the snake will not frighten me... The Lord has given us authority to trample on serpents, scorpions and envy power of the enemy.

Servant: May the Lord be with you.

The Saint was not frightened. He was sure that the Lord Jesus was with him. When he entered the den, he found a big serpent there. He crossed himself with the sign of the cross and prayed.

The saint went towards the serpent and when he was close to the serpent, he crossed it with the sign of the cross and said to it, "Stand still where you are." The serpent subdued immediately to the Saint. The Saint lived inside the den and the serpent kept itself within the limits of its place and did not do the Saint any harm. All the people came to that place to receive its blessing and to visit the Church and St. Barsoum Al-Iryan.

Discussion

- 1 - Follow up the story by talking about it with the children.
- 2 - Continue the discussion while they do the activity.

Learning Activities

Activity Sheet.

Lesson No. (30)

Review

References

Lesson 21 to 29.

Notes for Servants

- ★ Review your spiritual life, prayers, fasting, spiritual readings, confession, and communion.
- ★ Review your service in relation with preparing the lessons, your relationship with your students and reaching out for them when they do not come to the Sunday School.

Objectives

General: Review and emphasize the main theme for this period.

Specific:

- The children will be able to ...
- A. Review some of the lessons.
 - B. Tell some of the stories.
 - C. Memorize the verses.

Bible Verse

Review memorizing the verses.

Teaching Aids

Prepare all the teaching aids to review as many as possible of the previous lessons.

Lesson

- (1) Name the lesson to review, using the teaching aids as help.
- (2) Ask questions and let the children answer or answer it yourself as part of the review.
- (3) Make sure that children have gained a spiritual growth from the lesson, virtue such as loving one another, and good habits such as staying quiet in church.
- (4) Repeat the same steps with every lesson that you will be able to review based on the available time.
- (5) Remember that we review the spiritual gain for the children more than testing their knowledge.

Learning Activities

Activity Sheet.

The Temptation of Jesus

References

Matthew 4:1-11, Luke 4:1-15.

The interpretation of the Gospel of St. Matthew & St. Luke translated by Fr. Marcos Daoud.

Notes for Servants

- ★ He took what belongs to us and gave us what belongs to Him. He fasted to teach us that we are not contending against flesh and blood, against the powers, against the spiritual hosts of wickedness, and that this kind cannot be driven out by anything but prayer and fasting.
- ★ As He won victory in His fight against the devil, He will give us the life of victory if we commit our way to Him. Let us arm ourselves with all the spiritual arms and pray to the Lord with David the prophet saying, "Be pleased, O God to deliver me, O Lord make haste to help me."

Objectives

General: Satan can tempt anyone.

Specific:

The children will be able to ...

- A. Understand the meaning of fasting and temptations.
- B. Give examples for the temptations they might face in their lives.
- C. Learn how can they fight those temptations.

Bible Verse

“Thou shall not tempt the Lord Thy God.”

(Matthew 4:7)

Teaching Aids

A picture about the subject matter of the lesson.

Instruction

- (1) Review last week's lesson.
- (2) Who remembers the verse?
- (3) Remind the children about the church occasions for the coming week.
- (4) Servant may ask the following:
 1. What is victory? Why do we study verses from the Bible?
 2. What makes the devil run away from us?
- (5) Teacher should prepare the appropriate questions to emphasize the objectives during the lesson.

Story Time

God the Father sent Jesus into the wilderness. He Went alone into a desert far from the river Jordan where everything was dry and nothing grew. There was silence around him. Elijah had once come here, and had wandered for 40 days and 40 nights over the stones and sand. Moses, before him, had counted 40 days go by as he spoke to God on Mount Horeb. Now it was Christ who stood in the waste land, and over whom 40 days and 40 nights were to Pass.

He was hungry. Wherever he looked there was sand and there was stone. Even the wood that had once grown here had turned to stone. He grew hungrier and he longed for bread. The wind blew waves of hot sand along the ground and threw it into his face.

"If you are the Son of God," the voice of the Devil said through the wind, "you can do anything you like. You can begin by turning these stones into bread!" But Jesus replied, "Man does not live on bread alone; he needs the word of God."

Night fell, and the Devil carried Jesus to the holy city of Jerusalem. Here, from the highest ledge of the Temple, Jesus could see the domes and spires and the pools of water lying in their beauty below him.

"If you are the Son of God," the Devil whispered through the night wind, "you can throw yourself down into the city. The angels of God will hold you and will not let you fall. The time has come; show the people that you are God. They will believe you and will make you king." "No," said Jesus. "It is not for me to test God. He has sent me to share the pain and suffering of men."

The Devil took Jesus still higher. He took him to the highest mountain in the world. From here Jesus could see everything on earth from the beginning to the end of time. He saw the great kingdoms, the armies and the weapons of all mankind. The Devil tempted him for the third time. "I can give you all these things," he said, "I will make you more powerful than any man has ever been. All you have to do is bow to me and worship me!" Jesus cried out, "Go away, Satan-I cannot worship you; I cannot worship anything but God. The Commandments tell us, *'Yom shall worship God, and God alone!'*"

Then the Devil went away, and with him went all the evil and darkness that had filled the air. The angels of God came and brought Jesus food and took care of him.

Discussion

- 1 - Follow up the story by talking about it with the children.
- 2 - Continue the discussion while the do the activity.

Learning Activities

Activity Sheet.

Lesson No. (32)

The Power of Christ on The Cross

References:

Matt. 27:45-56, Mark 15:33-38, Luke 23, 44, 45.

Notes for Servants

- ★ We repeat these words during the Holy Week: Thine is the power to declare our believe in Christ crucifixion as divine power.
- ★ Christ was powerful in His death. Through His death, He abolished death. By His death, He bruised the head of the serpent and fulfilled the promise which had been given to human beings in the days of Eve (Genesis 3:15).

Objectives

General: Christ reveal His power and His divinity on the Cross.

Specific:

The children will be able to ...

- A. Accept Christ on the Cross as King.
- B. Learn that the Cross is great power for all of us.
- C. Know that through the Cross we received eternal live.

Bible Verse

" Truly this was the Son of God. "

(Matthew 27:54)

Teaching Aids

1. The Crucifix Icons.
2. Video and slides.

Instruction

- (1) Review last week's lesson.
- (2) Who remembers the verse?
- (3) Remind the children about the church occasions for the coming week.
- (4) Servant may start by asking the following: What did Christ offer because of His love for us? Why does the Church celebrate Good Friday? Who was crucified with Christ? What did they put on His head?

Story Time

Now from the sixth hour, there was darkness over all the land until the ninth hour. And about the ninth hour Jesus cried with a loud voice, "My God, My God, why hast thou forsaken me?" A man took a sponge filled with vinegar, and put in on a reed and gave it to Him to drink. Jesus cried again with a loud voice and yielded up His Spirit.

1. What happened from the sixth hour until the ninth hour?
2. What did Jesus say?
3. What did they offer Him?
4. When did Jesus yield up His Holy Spirit?

And behold the curtain of the temple was torn in two, from top to bottom and the earth shook, and the rocks were split, the tombs also were opened and many bodies of the Saints who had fallen asleep were raised, and coming out of the tombs after His Resurrection they went into the holy city and appeared to many. When the centurion and those who were with him, keeping watch over Jesus saw the earthquake and what took place, they were filled with awe, and said, "Truly this was the Son of God." There were also many women there, looking on from afar, who had followed Jesus from Galilee, ministering to Him, among whom were Mary Magdalene, and Mary mother of James and Joseph, and the mother of the sons of Zebedee.

1. What happened to the centurion when he saw the earthquake?
2. What did he and those who were with him say?
3. Who were the women by the cross?
4. Let us repeat the verse together.

Discussion

- 1 - Follow up the story by talking about it with the children.
- 2 - Continue the discussion while they do the activity.

Learning Activities

Activity Sheet.

Lesson No. (33)

Jesus Christ Appears to His Disciples

While the Doors Are Locked

References:

John 20:19-23, Luke 24:36-43.

Contemplations on the passions of Christ and His Resurrection, He raised me with Him, Sporting -
With Christ in His passions and death and Resurrection

Notes for Servants

- ★ The Lord Jesus Christ came to abolish sin and its power. Death is a result of sin. He abolished the sin of the world when He died on the cross.
- ★ What remained was His victory over the consequence of sin. The Lord overcomes death by resurrection, and through His death He gave us hope for being raised from the dead.

Objectives

General: The Lord Jesus Christ overcomes death.

Specific:

The children will be able to ...

- A. Believe that death has no power over the Lord Jesus because He is the Son of God.
- B. Know that the Resurrection is prove that Jesus is God.
- C. Learn to pray that God give them power over sin.

Bible Verse

“The disciples glad, when they saw the Lord.”

(John 20:20)

Teaching Aids

1. Felt figure and flannel board.
2. Video.

Instruction

- (1) Review last week's lesson.
- (2) Who remembers the verse?
- (3) Remind the children about the church occasions for the coming week.
- (4) Servant may ask the following: Where was Christ buried? When did He rise from the dead? Who came early to the tomb?

Story Time

The Lord Jesus was buried in a tomb. He spent three days in the tomb. After three days, the Lord was raised. The disciples assembled in the upper room because they were afraid of the Jews so they had closed and locked the doors.

On Sunday evening, Jesus came and stood in the middle and said to His disciples, "Peace be with you." When He had said this He showed them His hands and His side. Then the disciples were glad when they saw the Lord. Then He breathed on them, and said to them, "Receive the Holy Spirit. If you forgive the sins of any, they are forgiven. If you retain the sins of any, they are retained."

Now Thomas was not with them when Jesus came. So the other disciples told him, "We have seen the Lord," but he said to them, "Unless I see in His hands the print of the nails, and place my finger in the mark of the nails, and place my hand in His side, I will not believe."

Eight days later, His disciples were again in the upper room, and Thomas was with them. The doors were shut, but Jesus came and stood among them and said, "Peace be with you." Then He said to Thomas, "Put your finger here, and see my hands, and put your hand on My side, do not be faithless but believing." Thomas answered Him, "My Lord and my God." Thomas believed in the Lord.

Discussion

- 1 - Follow up the story by talking about it with the children.
- 2 - Continue the discussion while they do the activity.

Learning Activities

Activity Sheet.

Lesson No. (34)

St. George and the Poisoned Cup

References:

Mark 16:17-18, John 14-17.

The Life of St. George, Published by Coptic Church in London

Notes for Servants

- ★ The Lord was with St. George and delivered him from all the pains and afflictions that surrounded him.
- ★ The Lord who was with St. George in his pains can deliver us from all the dangers of the wilderness of this world.

Objectives

General: God's care for us.

Specific:

The children will be able to ...

A. Recognize the power of the cross and its protection.

B. Understand there is nothing that can harm those who love God.

C. Learn to do the sign of the cross on food, drink, and themselves before they do anything or go anywhere.

Bible Verse

“Because he hath set his love upon me, therefore will I deliver him.”

(Psalm 91:14)

Teaching Aids

1. A big picture of St. George.
 2. Video.
-

Instruction

- (1) Review last week's lesson.
- (2) Who remembers the verse?
- (3) Remind the children about the church occasions for the coming week.
- (4) Teacher should prepare the appropriate questions to emphasize the objectives during the

lesson.

Story Time

St. George grew up in a town called Cappadocia. He joined the army. He became a leader (a captain). He loved the Lord Jesus. He deserted his job and his great position when he saw the pagans attacking Christians with the help of Diocletianus, the king.

St. George was very brave when he resisted the king. He refused to worship the idols. He tore up the circulars which were stuck on the walls. The king sent for him to punish him. At first he ordered him to burn incense to the idols, and St. George refused to do so. The king offered him a poisoned cup. The Saint crossed the cup with the sign of the cross, saying in the name of the Father... (The children cross themselves with the sign of the cross). The Saint drank the cup and the poison did not have any effect upon him; "Because he cleaves to me in love."

The king was astonished at what he saw and the Saint seized the chance and preached to the queen. He talked about Jesus Christ. The queen believed and revealed her faith before her husband, the emperor and before all the people. And the Saint was faithful unto death.

The king ordered his soldiers to bring him the Saint, and the king forced him to bow and burn incense to the idols. The Saint said to the idols, "Do you want me to offer you a sacrifice as you were the Lord of the earth and heaven?" A loud voice came out of the idol saying, "I am not a god but the true God is the Lord you worship, o Saint." And immediately all the idols fell down and were broken. At that moment people believed in Christ. They glorified the Lord, and sang hymns "St. George, St. George".

Discussion

- 1 - Follow up the story by talking about it with the children.
- 2 - Continue the discussion while they do the activity.

Learning Activities

Activity Sheet.

Lesson No. (35)

The Pharisee and the Tax Collector

References

Luke 18:10-14.

Notes for Servants

- ★ Jesus told us this parable to teach us in a simple way the centre of the Christian live which is humility.
- ★ It is very difficult to teach humility if you do not practice it, and you can not practice it unless you believe in it.

Objectives

General: Humility.

Specific:

The children will be able to

- A. Understand humility in Christianity.
- B. Learn how to pray and confess their sins while they pray.
- C. Believe that God will forgive them if they confess what they did wrong.

Bible Verse

“God be merciful to me a sinner.”

(Luke 18:13)

Teaching Aids

None.

Instruction

- (1) Review last week's lesson.
- (2) Who remembers the verse?
- (3) Remind the children about the church occasions for the coming week.
- (4) Servant may ask the following question: Who collects taxes? Why are taxes collected?
- (5) Teacher should prepare the appropriate questions to emphasize the objectives during the lesson.

Story Time

Jesus told this parable to people who thought they might be better than others. One of the men in Jesus' story was a Pharisee. A Pharisee was a member of a religious group who obeyed very strict rules and practices about their Jewish religion. Many of these rules were the peoples' ideas, not God's. Some of the Pharisees cared more about keeping rules than they cared about other people or showing God that they loved Him.

The other man in Jesus' story was a tax collector. Most Jewish people did not like tax collectors because tax collectors made them pay money to the Roman government. Each tax collector had a certain amount he was responsible for paying to the government, but he could collect as much as he wanted from the people. Some of them overcharged people and cheated them..

It was the custom for Jewish people to go to the temple three times a day to pray. Jesus' story began with the Pharisee and the tax collector going to pray in the temple.

The Pharisee stood up and prayed aloud to God, but he prayed mostly about himself. He told God that he was not like robbers or evildoers, and he was thankful for that. Looking around and seeing the tax collector who had also come to pray, the Pharisee thanked God that he was not like him. The Pharisee reminded God that he went without food for two meals every week and that he gave a tenth of his income to the temple.

The tax collector stood at a distance from everyone. Perhaps he did not want to be noticed since he knew a lot of people did not like him. When he prayed, the tax collector did not lift his face toward heaven. He bowed his head and hit his chest in sorrow. He asked God to be kind to him though he said he did not deserve God's forgiveness. He admitted that he had broken God's law and had not done what God had wanted him to do. He confessed his sins and didn't try to make excuses for himself.

Jesus said that the tax collector went home from the temple with his sins forgiven. The tax collector compared himself to God and knew that he had not done what God expected of him. He admitted that he had done wrong. That's how God wants us to pray, not with pride, but with humility.

Discussion

- 1 - Follow up the story by talking about it with the children.
- 2 - Continue the discussion while the do the activity.

Learning Activities

Activity Sheet.

Lesson No. (36)

The Parable of Good and Evil

References:

Matthew 13:47-50.

Notes for Servants

- ★ The world is like a wide sea and the people are like fish in the sea, without authority. Preaching the gospel is like casting a net in the sea to catch fish for the glory of that who has authority over the sea, and the servants are like the fishers of men, who cast the net and draw it, and when they cast the net over the word of Christ, they become successful, otherwise they will fail. "We toiled all night and caught nothing." There will be time for achieving the goal of the gospel and we are sure that the word of God will not return empty. (Isaiah 55:10-11)

Objectives

General: God Separate the good from the Evil.

Specific:

The children will be able to ...

- A. Understand that God loves us and wants us to be with him in heaven.
- B. Learn that to go to heaven, we must be very good and obedient.
- C. Know the deference between Good and bad.

Bible Verse

**“Come, ye blessed of my Father,
inherit the kingdom prepared for you.”**

(Matt. 25:34)

Teaching Aids

1. Felt figure and flannel board.
2. The servant can bring in with him a small net, and a paper boat or a drawing representing the sea and the fishermen casting nets into the sea.

Instruction

- (1) Review last week's lesson.
- (2) Who remembers the verse?
- (3) Remind the children about the church occasions for the coming week.
- (4) Teacher should prepare the appropriate questions to emphasize the objectives during the lesson.

Story Time

The Lord Jesus went to the sea and sat by its edges, and there many people surrounded Him to listen to His sweet words. He told them this parable. "Again the kingdom of heaven is like a net which was thrown into the sea and gathered fish of every kind. When it was full, men drew it ashore and sat down and sorted the good into vessels but threw away the bad as they were useless and fit for nothing."

The people asked the Lord to explain to them this parable. The Lord said, "So it will be at the close of the age. The angels will come out and separate the evil from the righteous, and throw them into the furnace of fire. There men will weep and gnash their teeth. The righteous go to the everlasting life and listen to the sweet voice, Come o blessed of my Father, inherit the kingdom prepared for you from the foundation of the world."

Notes:

1- It is possible to draw a series of scenes. The first one, the Lord Jesus on the shore and the great crowds gathering about Him listening to His words with reverence, the second scene, the fishermen in a ship throwing the nets, and after the nets have become full of fish, they begin to draw them out, and when they come to the shore, they begin to sort out fish. The third scene, the end of the world, and the angels sort out the chosen from all parts of the world.

2- Tell the children that those who love Christ with all their hearts and keep His words and preach them will be taken into heaven where they will live with the angels, listening to the Lord's sweet voice, singing a new hymn, they learn the hymn there with all the Saints.

Discussion

- 1 - Follow up the story by talking about it with the children.
- 2 - Continue the discussion while they do the activity.

Learning Activities

Activity Sheet.

Lesson No. (37)

Jesus Went to Heaven

References

Acts 1:9-14.

Notes for Servants

- ★ Contemplate Christ ascending to heaven. He will come back again in the same way. Lift up your heart to Him.
- ★ Always lift up your eyes to heaven where you can find your help.
- ★ What no eye has seen, nor ear heard, nor the heart of man conceived, what God has prepared for those who love Him.

Objectives

General: Our love for Christ who rose up to heaven.

Specific:

The children will be able to...

- A. Believe that Jesus is alive.
- B. Know that He is with us all the time even when we do not see Him.
- C. Learn that Jesus wants us to love one another as He loves us.

Bible Verse

"Jesus is risen."

Luke 24:6

Teaching Aids

1. Felt figure and flannel board.
2. A big coloured picture of the Ascension, cotton to represent the clouds, and four wings for two angels.

Instructions

- (1) Review last week's lesson.
- (2) Who remembers the verse?
- (3) Remind the children about the church occasions for the coming week.
- (4) Teacher should prepare the appropriate questions to emphasize the objectives during the lesson.
- (5) Servant may start by ask the following:
 - + Who rose from the dead?

+ What did He do after the Resurrection?

Story Time

After Christ had risen from among the dead, He appeared to the disciples. He encouraged them during the period of forty days before His ascension. He spoke to them about the Kingdom of God and about the church system. They asked Him: "Lord, what do you want us to do?" He commanded them to stay in Jerusalem.

The disciples were together. Christ blessed them. Suddenly, they saw Jesus rising up. He went up to heaven as you see in this picture. They were looking upwards to Him saying, "Praise the Lord." They saw two angels in white standing. The angels said to them, "Why are you standing there looking up at the sky? This is Jesus, who has gone to heaven, will come back in the same way that you saw Him go up." The apostles went back to Jerusalem. They were happy because of Christ's ascension. They sang a hymn: "He went up to the highest heaven and sent to us the Paraclete".

- * How many days did Jesus Christ appear after the Resurrection?
- * What did He say to His disciples?
- * What did the two angels say to the disciples and apostles?
- * Will Christ come a second time? Let us repeat the verse together.

Note:

Draw the children's attention to the fact that we pray with our faces toward the east because the Lord Christ went up to heaven towards the east and will also come from the east.

Discussion

- 1- Follow up the story by talking about it with the children.
- 1- Continue the discussion while they do the activity.

Learning Activities

Activity Sheet.

Lesson No. (38)

The Widow's Offering

(The Widow's Two Lepta)

References:

Luke 21:1-4.

Notes for Servants

- ★ How great is the virtue of almsgiving. It deserves our appreciation. The Lord said, "He who is kind to the poor lends to the Lord, and He will repay him for his deed." (Proverbs 19:17.)
- ★ The Saints understood the supreme power of this virtue so they pleaded with others to accept their alms. God does not look at the quantity but He looks at the quality. Almsgiving should result from true love. The Lord praised that widow but He did not praise the rich. The widow expressed her love for the Lord by these two lepta.

Objectives

General: Almsgiving combined with love.

Specific:

The children will be able to ...

- A. learn the importance of the alms-giving life.
- B. understand that giving is not to the poor only, helping others in their troubles is a type of giving.
- C. explain the ways of giving.

Bible Verse

" For God loveth a cheerful giver. "

(2 Corinthians. 9:7)

Teaching Aids

The servant brings the alm box and places it in front of the children and each of them puts some money in the box. To act the story, the servant can bring a dark coloured head veil and two coins.

Instruction

- (1) Review last week's lesson.
- (2) Who remembers the verse?
- (3) Remind the children about the church occasions for the coming week.
- (4) Encourage the children to give alms out of their pocket money, and to honour the poor so that they may not be selfish in using their money and the things they possess.
- (4) Teacher should prepare the appropriate questions to emphasize the objectives during the lesson.

Story Time

The Lord Jesus Christ went into the Temple. He looked up and saw the rich putting their gifts and offering money and other things in the treasury. They put in a lot of money. Then, The Lord saw a poor widow came last, walked to the treasury and there she put two lepta. She was happy to do that. The Lord Jesus Christ told His disciples, "Truly, I tell you, this poor widow has put in more than all of them."

The people asked, "How can that be, each one of us has put at least one dinar." They did not know that the Lord Jesus does not look for the amount of money but He looks for the heart. The Lord Jesus gave them a lesson. He said to them, "This poor widow has put in more than all of them, for they all contributed out of their abundance, but she out of her poverty put in all her saving that she had." The widow was happy to do that. The Bible says, "For God loves a cheerful giver."

Discussion

- 1 - Follow up the story by talking about it with the children.
- 2 - Continue the discussion while they do the activity.

Learning Activities

Activity Sheet.

Lesson No. (39)

The Feast of Pentecost

The Holy Spirit came as a tongue of fire

References

Acts:2.

Notes for Servants

- ★ All the Sunday School servants should be exactly as the disciples were, unity is very important for the church (the faithful people) and also for the servants (Ephesians 4:1-6).
- ★ We have to take this chance to renew the act of the holy Spirit in both the fruiting service and the good act.

Objectives

General: Indicate the work of the Holy Spirit in us.

Specific:

The children will be able to

- A. recognize that the Holy Spirit is the spirit of God.
- B. know the gifts of the Holy Spirit.
- C. Learn about the blessings of the Holy Spirit.

Bible Verse

***"But Ye shall receive power,
after that the holy Ghost is come upon you."***

(Act 1:8)

Teaching Aids

Picture of the lesson.

Instruction

- (1) Review last week's lesson.
- (2) Who remembers the verse?
- (3) Remind the children about the church occasions for the coming week.
- (4) We have been filled with the Holy Spirit when we received the Miron oil. Create in me a clean heart O God, and renew a steadfast spirit within me.
- (5) Teacher should prepare the appropriate questions to emphasize the objectives during the lesson.

Story Time

Jesus commanded his disciples to stay in Jerusalem until they receive the Holy Spirit. The Pentecost is one of the Jewish feasts, people come from all over the world to celebrate the feast in Jerusalem. They call it the Planting day and all the Jewish people offer some of their wheat to the temple. This feast comes 50 days ahead of Easter.

On the day of the Pentecost the twelve Disciples, together with some men and women spent the day of Pentecost in a house praying, waiting for the Holy Spirit as Jesus promised them.

Suddenly, a sound came from heaven. This sound was like a strong wind blowing loudly, and filling the house. Then the Holy Spirit came down from heaven as tongues of fire and laid down on each and everyone of them. When they were filled with the Holy Spirit, they began to speak with other languages. They were given this power to spread the Word of God to everyone.

When the people who came from all over the world heard the noise, many of them were gathered around the home where the disciples were. They listened to St. Peter's speech and were amazed of how the Galilean disciples know their languages. Many of them believed and received the Holy Spirit as well.

Note:

- + Peter's speech as an example of the act of the Holy Spirit.
- + As a result of this speech, three thousand believed and joined the church and were baptized.
- + The servant should give the students some idea about the prayer service in the night of Pentecost; "But the hour cometh and now is, when the true worshippers shall worship the Father in spirit and in truth: for the Father seeketh such to worship him" (John 4:23).

Discussion

- 1 - Follow up the story by talking about it with the children.
- 2 - Continue the discussion while they do the activity.

Learning Activities

Activity Sheet.

Lesson No. (40)

The Soft Answer Jacob Meets Esau

References:

Genesis 32:1-11.

Notes for Servants

- ★ Although the Lord promised Jacob to keep him safe, yet he was afraid of his brother. His fear made him divide those who were with him according to the degree of his love to them. He put the concubines and their children first, then Leah and her children, and finally Rachel and Joseph at the rear. Jacob went ahead of them and bowed down to the ground seven times as he approached his brother, to soothe his wrath. How weak is the nature of man.
- ★ But the Lord filled Esau's heart with love. He ran towards Jacob his brother, threw his arms around him, and kissed him. They were both crying. He who controls himself in time of anger is better than the owner of a fortified city. There is time for anger but we must not sin. We have to think a little and pray for the Lord's help so that the Lord may fill our hearts with peace and in this case we can comfort others.

Objectives

General: Our love for our brothers.

Specific:

The children will be able to

- A. learn that soft and nice speaking is a very important Christian virtue.
- B. ask others to forgive them when they do wrong to them.

Bible Verse

"A soft answer turneth away wrath: but grievous words stir up anger."

(Proverbs 15:1)

Teaching Aids

The picture of the lesson.

Instruction

- (1) Review last week's lesson.
- (2) Who remembers the verse?
- (3) Remind the children about the church occasions for the coming week.
- (4) Concentrate on the dialogue between Jacob and Esau.

(5) Teacher should prepare the appropriate questions to emphasize the objectives during the lesson.

Story Time

Jacob came back after he had run away from his brother Esau. He had been away for a long time. He had married, had children, sheep and cows in great numbers. When they were about to cross the river that lay between Haran and the land of Canaan, Jacob sent messengers on ahead to tell his brother Esau of his return. When they came back, the messengers told Jacob they had met Esau, and that he was coming towards his brother with 400 men.

Jacob was afraid when he heard this, for he knew that Esau had wanted to kill him in revenge for their father's blessing which Jacob had falsely taken from him so many years before. "Oh God of my fathers," Jacob prayed now, "you commanded me to return here and promised to protect me and reward me. Protect us now, and save all my family from my brother's revenge."

Jacob decided to offer Esau a present of goats and sheep, camels and cows and donkeys-some 600 animals in all. He sent them ahead of the party in a long line and told their herdsmen to tell Esau that Jacob had sent them.

Later that evening he sent his family ahead while he himself rested by the river. At midnight, he started wading across. When he reached the middle, a dark shape stopped him and wrestled with him, threatening to force him below the water.

"Who are you?" Jacob gasped, but no sound came and Jacob was forced to stand and struggle until dawn. As the daylight came, the thing begged Jacob to release it. Jacob knew then that it was an angel of darkness, and he would not let it go until it had blessed him. Finally it said, "You shall be blessed, Jacob, and your name shall be *Israel*, for you have struggled with God and man."

That morning Esau and his men came near. Jacob made everybody halt while he walked slowly forward to meet his brother, bowing to him as he went. But Esau did not wait for Jacob to reach him. He ran forward, and the two brothers fell into each other's arms, and wept with joy. Esau accepted Jacob's gift and welcomed him back to the land of Canaan. And from that day onwards they became firm friends.

Discussion

- 1 - Follow up the story by talking about it with the children.
- 2 - Continue the discussion while they do the activity.

Learning Activities

Activity Sheet.

Acts of Charity - Tabitha

References:

Acts 9:36-41.

Notes for Servants

- ★ Service is the pure love that fills the heart of a person that loves the Lord and lives with Him and tastes His sweet love.
- ★ How happy is the faithful when he feeds a hungry soul, with a spiritual food and leads it to the living spring.
- ★ Whoever drinks of this water will not be thirsty again. How happy is the faithful when he offers his robe to a person who needs clothes, not a robe to cover his naked body, but a robe of righteousness of which he has been stripped because of sin.

Objectives

General: Helping the poor and the needy.

Specific:

The children will be able to ...

- A. Know the difference between the poor and the needy.
- B. Understand that God has purpose for having the poor in the world, and God will reward them in heaven for all the bad time they had on earth.
- C. Learn that by helping others we gain more rewards in heaven.

Bible Verse

“By love serve one another.”

(Galatians 5:13)

Teaching Aids

Clothes, shirts, robes, as symbols of the things made by Tabitha

Instruction

- (1) Review last week's lesson.
- (2) Who remembers the verse?
- (3) Remind the children about the church occasions for the coming week.
- (4) Concentrate on St. Peter's prayers and their power in bringing Tabitha back to life.
- (5) Servant may start by asking the following: If a needy person asks you for something, what would you give him? The disciples had no gold or silver; what did they give?
- (6) Teacher should prepare the appropriate questions to emphasize the objectives during the lesson.

Story Time

Now there was at Joppa a young girl named Tabitha, which means Dorcas "a deer". She was full of good works and deeds of charity. She spent all her time doing good and helping the poor. She was constant in prayer. She loved Christ with all her heart. She always praised the Lord saying, "O Lord we are all happy..." Tabitha thought of giving something to the poor but she had nothing to give. She could sew clothes. She served the widows who had nobody to help and support them. She made them tunics and other garments. She was very happy and the Lord rewarded her because the Lord does not overlook the labour of love.

1. Where was Tabitha from?
2. What does her name mean?
3. What did she do for the sake of the widows?
4. Who can say the verse?

In those days, Tabitha fell ill and died, and when they had washed her, they laid her in an upper room. The disciples sent for St. Peter who came to the upper room without delay. The widows were weeping bitterly and wanted Tabitha to come back to life. St. Peter prayed, and Tabitha came back to life. They were all happy. The Lord never overlooks the labour of love.

1. What did St. Peter do when he went up to the upper room?
2. What happened after the prayer?
3. With whose power did Tabitha come to life?
4. Who can say the verse?

Discussion

- 1 - Follow up the story by talking about it with the children.
- 2 - Continue the discussion while they do the activity.

Learning Activities

Activity Sheet.

Lesson No. (42)

Peter and the Taxes

References

Matthew 17:24-27.

Interpretation of the Gospel of St. Matthew. The Diocese of Beni.

Notes for Servants

- ★ Jesus Christ said, "Take my yoke upon you, and learn from Me, for I am gentle and lowly in heart, and you will find rest for your souls." The Lord teaches us to obey the government and the authorities. We must be honest and faithful. He says, "Be faithful unto death and I will give you the crown of life." (Rev. 2:10)
- ★ The Lord Jesus Christ who loved us and gave Himself for us teaches us when He says, "Learn from me, for I am gentle and lowly in heart... and you will find rest for your souls."

Objectives

General: Obedience.

Specific:

The children will be able to

- A. understand obedience in Christianity.
- B. love and obey his elders, his parents at home, the church authority and Sunday School teachers.
- C. learn to obey all the authorities, such as school system and the police.

Bible Verse

**“Render therefore to Caesar the things that are Caesar's,
and to God the things that are God's.”**

(Matt 22:21)

Teaching Aids

A model of a fish - a hook - string.

Instruction

- (1) Review last week's lesson.
- (2) Who remembers the verse?
- (3) Remind the children about the church occasions for the coming week.
- (4) Servant may ask the following question: Who collects taxes? Why are taxes collected?
- (5) Teacher should prepare the appropriate questions to emphasize the objectives during the lesson.

Story Time

The Lord Jesus came to Capernaum where He stay. The tax collectors asked Peter if Jesus will pay the taxes. Peter went into the house to bring the money to pay the tax for himself and for the Lord Jesus.

The Lord meet Peter in his way. Peter told Jesus that he is going to the house to bring money to pay the tax collectors for both of them. The Lord said to Peter go to the sea and cast a fishhook, and takes the first fish coming up and when he open its mouth, you will find a piece of money in it.

Peter went, as the Lord said, to the sea and cast his hook. Peter caught a big fish. He opened its mouth and, surprisingly, he found the money as Jesus said to him. He was very happy and went back fast to pays the taxes for Jesus and himself.

Discussion

- 1 - Follow up the story by talking about it with the children.
- 2 - Continue the discussion while the do the activity.

Learning Activities

Activity Sheet.

Lesson No. (43)

Almsgiving - Anba Abraam

References:

+ The Life of Anba Abraam, Al Mahaba Bookshop.

Notes for Servants

- ★ Christianity and almsgiving are twins. Almsgiving - in all forms and different aspects - begin with material almsgiving which is the least accepted kind of almsgiving and proceed to the life of self giving which is the supreme of almsgiving.
- ★ Almsgiving, prayer and fasting forms a very strong rope which when we get hold of it we can be safe and secure.
- ★ This is what the early Christians understood, and this was the motto of the first Church. This principle is clearly worded by St. Paul in his talk to the priests of Ephesus when he said to them, "In all things I have shown you that by so toiling, one must help the weak, remembering the words of the Lord Jesus, how He said, "It is more blessed to give than to receive." (Acts 20:35)

Objectives

General: Our love for others.

Specific:

The children will be able to ...

- A. learn the importance of the alms-giving life.
- B. understand that giving is not to the poor only, helping others in their troubles is a type of giving.
- C. explain the ways of giving.

Bible Verse

" For God loveth a cheerful giver. "

(2 Corinthians. 9:7)

Teaching Aids

1. The picture of Anba Abraam.
-

Instruction

- (1) Review last week's lesson.
- (2) Who remembers the verse?
- (3) Remind the children about the church occasions for the coming week.
- (4) The servant draws the children's attention to the necessity of being kind to the poor, but it would be better to discuss with them the way of organizing the act of almsgiving so that their money may go to the people who are truly needy.

(5) Teacher should prepare the appropriate questions to emphasize the objectives during the lesson.

Story Time

There was once a bishop whose name was Anba Abraam, the Bishop of Fayoum. He was a Saint. He executed the commandments of the Lord carefully, especially the commandment of almsgiving. One day a poor woman came to him but at that time he had no money. One of his children had given him a shawl which he did not use. The poor woman said to him, "Your Grace, the bishop, I am in dire need of money. Please give me some." And the bishop said, "I have no money my daughter, but take this shawl and sell it and buy what you need." The woman said, "Thank you very much my lord." Then she took the shawl, kissed the cross and the bishop's hands and left the place saying, "For God loves a cheerful giver."

The woman took the shawl and went to the market to sell it and there the owner of the shawl saw her. The man asked her, where did you get this shawl? How much do you want for it? Then she answered I got it from His Grace the Bishop, and I need some money to buy food. The man gave her money and took the shawl back to Anba Abraam. Before giving the shawl back to him, the man asked, "Why don't you cover yourself with the shawl, my lord, in this cold weather?" Anba Abraam said, "The shawl is above, my son." Meaning the shawl was with Jesus.

Then the man presented the shawl to Anba Abraam. Anba Abraam was surprised and said to the man, "Perhaps you have oppressed her my son." And the man replied, "No, my lord. I gave her the whole price." The Bishop said, "May the Lord reward you my son." The man said, "Thank you my lord, pray for me." The man kissed the cross and the bishop's hands and went out saying, "For God loves a cheerful giver."

Discussion

- 1 - Follow up the story by talking about it with the children.
- 2 - Continue the discussion while they do the activity.

Learning Activities

Activity Sheet.

Lesson No. (44)

Lord Christ Appears to Paul

References

Acts 9.

The Life of Paul By: Fr. Marcos Daoud.

Notes for Servants

- ★ When Jesus appeared to Saul, his life changed completely. What about you? Does your life change when you meet Jesus at Communion?
- ★ He might have knocked on your door several times. Did you open for Him? Did you ask Him to enter your heart and change your life?

Objectives

General: Celebrating the Apostles' Day.

Specific:

The children will be able to...

- A. Learn that God can change anyone.
- B. Forgive those who persecute them and pray for them.
- C. Have faith in God and His power.

Bible Verse

" Lord, what wilt thou have me to do? "

(Acts 9:6)

Teaching Aids

Felt figure and flannel board.

Instructions

- (1) Review last week's lesson.
- (2) Who remembers the verse?
- (3) Remind the children about the church occasions for the coming week.
- (4) Teacher should prepare the appropriate questions to emphasize the objectives during the lesson.

Story Time

There was a man called Saul. He hated the Christians and persecuted and killed many of them everywhere. One day, he heard that there was a great number of Christians in a city called Damascus. He quickly rose and took with him some strong men who also hated Christians and said to them, "Let us go to Damascus to kill all the Christians there."

They rode their horses and were on their way to Damascus. As they came near the city, a light from the sky suddenly flashed all around them. The light was stronger than the light of the sun. Saul and those with him could not look at the strong light. Saul fell to the ground and could not move, the others were afraid. They fell down from their horses and their faces were to the ground. They all heard a voice coming from heaven saying: "Saul...Saul...Saul. Why do you persecute me?" Saul could not lift himself up. He was trembling out of fear. He said, "Who are you, Lord?"

"I am Jesus whom you persecute," the voice said. "He who persecutes Christians persecutes me." Saul's wicked power weakened and faded and he changed into a new man; meek and humble. He said, "Lord, what do you want me to do?" Jesus said to him: "Get up and go into the city, where you will be told what you must do. There is a man called Ananias, he is My disciple. He will pray for you and will tell you what to do."

Then, it was quiet. Saul said to the men, "I see nothing. I cannot see a thing!" They led him into the city taking him by the hand. The Lord Jesus told Ananias to go and pray for Saul. Ananias went to Saul, placed his hand on Saul and prayed. Saul received his sight once more. Ananias preached Saul about Jesus, he baptised him and he became a Christian.

His name was changed to Paul. He became apostle of Jesus Christ and preached Christianity in many places until he was martyred by the Romans.

Discussion

- 1 - Follow up the story by talking about it with the children.
- 2 - Continue the discussion while they do the activity.

Learning Activities

Activity Sheet.

Lesson No. (45)

THE CHURCH

THE HOUSE OF GOD

References:

Exodus 25,26,27 and 28.

Notes for Servants

- ★ Christianity is build on giving, from money to time to even your own life. Giving, prayer and fasting forms a very strong rope which, when we get hold of it, we can be safe and secure.
- ★ This is what the early Christians understood, and this was the motto of the first Church. This principle is clearly worded by St. Paul in his talk to the priests of Ephesus when he said to them, "In all things I have shown you that by so toiling, one must help the weak, remembering the words of the Lord Jesus, how He said, "It is more blessed to give than to receive." (Acts 20:35)

Objectives

General: Our love for others.

Specific:

The children will be able to ...

- A. Learn the importance of the donation in the church.
- B. Understand that giving is not to the poor only, help in building the church.
- C. Know that the church have expenses to pay.

Bible Verse

" For God loveth a cheerful giver. "

(2 Corinthians. 9:7)

Teaching Aids

Servant to prepare his own.

Instruction

- (1) Review last week's lesson.
- (2) Who remembers the verse?
- (3) Remind the children about the church occasions for the coming week.
- (4) The servant draws the children's attention to the necessity of giving donation to the church.
- (5) Teacher should prepare the appropriate questions to emphasize the objectives during the lesson.

Story Time

Moses went up to the fire which burned at the top of the mountain and hung like a cloud around it. He stayed in God's presence for 40 days and 40 nights, and God spoke to him all the time.

"Tell the Israelites," God said, "to collect a special offering to be given to me. Take it from everyone who is willing to give it. Take gold and silver, bronze and yarn and fine linen. Take leather, oil and spices, jewels. and powder to make incense with. "I want them to build me a shrine so that I can always be present among you, my chosen people.

"I want them to build me an ark, a chest of acacia wood four feet long and two and a half feet broad and high. Overlay it with gold, outside and inside, and put a band of gold all round it. Cast four rings of gold for it and fasten them to its four supports, two rings on one side and two rings on the other. Then, carve poles of acacia wood and overlay them with gold, and slip the poles through the rings at the side of the ark so that it can be carried. The poles must always rest in the rings; they must never be taken out. "Inside the ark you must keep the laws that I have given you.

"Make a cover for it out of pure gold, four feet long and two and a half feet wide. Make two winged creatures out of gold for the two ends of the cover, one at one end and one at the other. The wings of these creatures must be outstretched and spread over the cover, and they must be facing one another over the top of the cover.

"Inside the ark you must place the laws that I give you. In that place you must put the two stone tablets with my laws written on them which I will give you, and there I will always be present to meet you and tell you what the Israelites must do.

"Make a table out of acacia wood overlaid with gold, and make poles so that the table can be carried too. Make bowls, pitchers and cups out of gold to stand on the table and to hold your offerings to me. Always keep an offering of bread on the table, it will be a sign that I am present among you.

"Make a lampstand out of gold with seven branches and a lamp hanging from each one. Make a tabernacle out of wood, draped with hangings of linen and skins, and hang a curtain of purple and red linen inside it. Put the ark inside the tabernacle, with the curtain hanging in front to screen it like a treasure for the space behind the curtain will be called the Holy of Holies."

Discussion

- 1 - Follow up the story by talking about it with the children.
- 2 - Continue the discussion while they do the activity.

Learning Activities

Activity Sheet.

Light and Candles in the Church

References:

Numbers 31:50, Genesis 1:3.

Notes for Servants

- ★ In using lights, the church aims to draw the attention of the people to the transfiguration of Christ. (Matthew 17:1-8). When Christ transfigured to His beloved John, John saw the lights surrounding the Lord.
- ★ Christ is the light of the world. He enlightens our hearts with His true light, thus the darkness of sin is no more.
- ★ Lighting the tapers when we read the Gospel refers to the light of the Gospel which has been shown in all the world (2 Corinthians 4:4). And the word of God is light. (Proverbs 6:23).
- ★ St. Ironimus said, "The church is brightly lit while reading the Gospel as a sign of our happiness by the good news of the Gospel about Jesus who is the light of the world."

Objectives

General: The light in the church.

Specific:

The children will be able to ...

- A. Know about the light in the church.
- B. Learn something about the meaning of various thing in the church.
- C. Remember that every time they go to the church.

Bible Verse

“I am the light of the world”

(John 8:12)

Teaching Aids

None.

Instruction

- (1) Review last week's lesson.
- (2) Who remembers the verse?
- (3) Remind the children about the church occasions for the coming week.
- (4) Teacher should prepare the appropriate questions to emphasize the objectives during the lesson.

Story Time

Anyone can notice that there are many lights in the church. Light in the church remind us of heaven and God, the source of light of everything. The church is the house of God and should full of light. The church is like the sky, beautiful in the day time because it is lit by the sun, and in the night time by the moon and the stars. The church also is lighted by Jesus and by us, the believers. Every time we enter the church, we should feel that we are in heaven and God is shining on us. Light in the church also reminds us of the Lord's transfiguration on the mountain.

The Bible tells us that the first church at the time of the Apostles used to be lit with many lights during the services. "And upon the first day of the week, when the disciples came together to break bread, Paul preached unto them, ready to depart on the morrow; and continued his speech until midnight. And there were many lights in the upper chamber, where they were gathered together." (Acts 20:7-8). There is also an important light in the church which is in the far east of the sanctuary before the Altar. This light is called "The Lantern of the East" and is left on all the time. This Lantern refers to the star which appeared in the east and guided the three wise men to the place where Jesus was.

Candles and tapers also are used in the church as source of light. We have two deacons holding tapers, standing one on each side of the LECTERN (Bible stand) while the Gospel's read. This means that the Word of God is the light of our life our way. There are also, two candlesticks put on the Altar one on the left side and one on the right side. These two candlesticks symbolise the Cherubim on the Ark of Covenant.

We also see candles and lamps before the icons of the Apostles, the Virgin Mary, the Saints and Martyrs indicating that they are lights in the world and shining stars in the sky of the church because of their virtues and witnessing with which they praised the Lord, and that their souls shine with the light of glory coming over them from the Father of Lights in heaven.

Discussion

- 1 - Follow up the story by talking about it with the children.
- 2 - Continue the discussion while they do the activity.

Learning Activities

Activity Sheet.

Lesson No. (47)

Showing Respect for Priesthood

Korah and Dathan

References:

Numbers 16:15-35.

Notes for Servants

- ★ Pride and envy are dangerous and the cause of all divisions. The envy of a group resulted in their rebellion and the spread of the spirit of division. Envy makes man blind to the truth.
- ★ Moses was very patient with his people. They saw him as a proud ruler who deprived his people of their rights. If you envy any of the servants of the Lord, pray to the Lord to reveal to you His advantages and pray for him may God grant him his grace and blessings.

Objectives

General: We must show respect for our fathers the priests.

Specific:

The children will be able to ...

- A. Understand why we kiss Abouna's hand (because he holds by his hands the flesh and blood of the Lord.)
- B. Show respect for the priests because he is God's servant.
- C. Obey him because he speaks to us God's word.

Bible Verse

**“Moses said, Hereby ye shall know
that the LORD hath sent me to do all these works.”**

(Numbers 16:28)

Teaching Aids

None.

Instruction

- (1) Review last week's lesson.
- (2) Who remembers the verse?
- (3) Remind the children about the church occasions for the coming week.
- (4) Conversations between Moses, Dathan and Korah can be performed in a way that shows how Moses defended the rights of priesthood and the service of the Lord to which Aaron and his sons were dedicated.

(5) Teacher should prepare the appropriate questions to emphasize the objectives during the lesson.

Story Time

Moses, Aaron and the sons of Levi did services in the tabernacle of the Lord. Korah, and Dathan and their sons said to Moses, "You have gone too far. Why did you exalt yourselves above the assembly of the Lord? Why do you distinguish yourselves and give yourselves the right to serve the altar of the Lord? For all the congregation are holy. Aren't all the congregation priests?" They overlooked the verse, "And no man taketh this honour unto himself, but he that is called of God, as was Aaron." (Hebrew 5:4) When Moses heard this, he fell on his face.

Moses said to the sons of Korah and the sons of Dathan, "Do this tomorrow, take censers, put fire in them (show the aids to the children) and put incense in them before the Lord. And the man whom the Lord chooses shall be the holy one." There were about two hundred and fifty censers. The glory of the Lord appeared to all the congregation. And the Lord said to Moses and to Aaron, "Separate yourselves from among this congregation, that I may consume them in a moment..." And they fell on their faces. The Lord did not forgive Korah and Dathan. Then, the ground under them split asunder, and the earth opened its mouth and swallowed them up, with their households and all the men that belonged to Korah and all their goods.

So, they and all that belonged to them went down alive into sheol and the earth closed over them, and they perished from the midst of the assembly, and fire came forth from the Lord and consumed the two hundred and fifty men offering the incense. The task is holy. "No man taketh this honour unto himself, but he that is called of God."

Discussion

- 1 - Follow up the story by talking about it with the children.
- 2 - Continue the discussion while they do the activity.

Learning Activities

Activity Sheet.

Lesson No. (48)

The Liturgy

References

The Liturgy book.

Notes for Servants

- ★ Beloved servant, the Liturgy is one of the important rituals in our church, that is why we should concentrate in it and give our children a good example in how to behave in the church.
- ★ We should teach our children the importance of the Liturgy and encourage them to go for confession before they take communion.

Objectives

General: To learn about our church Liturgy.

Specific:

The children will be able to ...

- A. Follow the sequence of the Liturgy.
- B. Understand the importance of it.
- C. Accept the fact that the bread and wine becomes the body and the blood of our Lord, Jesus Christ.

Bible Verse

“Let the little children come to Me”

Matthew 19:14

Teaching Aids

None.

Introduction

- (1) Review last week's lesson.
- (2) Who remembers the verse?
- (3) Remind the children about the church occasions for the coming week.
- (4) Teacher should prepare the appropriate questions to emphasize the objectives during the lesson.

Lesson

We go to the church every Sunday to give thanks to God and to praise Him with the angels. We pray for everybody, for everything in the whole world, and we ask the angels and the saints to intercede for us to be worthy to receive the Holy Communion to pray.

The Holy Liturgy starts with the morning offering of incense, after that we pray the Psalms. Then, Abouna will choose the best "Qurban", while we all pray "Kirie lesan" (Lord have mercy). The priest makes the sign of the cross on the "Qurban" and the wine, and prays the thanksgiving prayer. Then, deacons read some reading, start part of St. Paul's letters, part of Catholic letters (St. James, St. Peter, St. John and St. Jude). The priest prays for Gospel, the Gospel will be read followed by a sermon.

The priest gives thanks to Christ, who came and made God the father accept us back. This is why we kiss each other with a holy kiss. Then, The priest says, "lift up your hearts." We Should feel like we are in heaven as we sing the hymn: "Holy, Holy, Holy ..." The priest blesses the "Qurban" and wine and ask the Holy Spirit to come to sanctify them and change them to the body and the blood of Jesus Christ. At this time the Holy Spirit will come on them and they will become the body and the blood of Jesus Christ.

As Christ is present on the Altar we pray for the peace of the church. The Pope and the bishops, the priests, the salvation of the world, the rivers, the wind, the plants ..etc. Also, we remember all the saint who died and ask for their intercession. At the end, Abouna gives us the communion of the body and the blood of Christ while the deacons are singing Psalm 150.

Discussion

- 1 - Follow up the story by talking about it with the children.
- 2 - Continue the discussion while they do the activity.

Learning Activities

Activity Sheet.

Lesson No. (49)

Confession and Communion

References

Many.

Notes for Servants

- ★ We, as servants, should practice confession often so that we may be able to confront the temptations and resist the devil.
- ★ We should be a model in our lives that our children may follow our path as we follow the path of our Lord Jesus Christ.
- ★ we should list all our sins precisely, pray and record what we should confess about. Go to confession and receive communion.

Objectives

General: To be united with Christ.

Specific:

The children will be able to ...

- A. Understand the meaning of the two sacraments.
- B. Learn that confession is very important for our salvation. Start confessing their sins if they did not confess before.
- C. Know that by taking communion we are united with Christ.

Bible Verse

"If we confess our sins, he is faithful and just to forgive us our sins."

(1 John 1:9)

Teaching Aids

Felt figure and flannel board.

Instruction

- (1) Review last week's lesson.
- (2) Who remembers the verse?
- (3) Remind the children about the church occasions for the coming week.
- (4) Teacher should prepare the appropriate questions to emphasize the objectives during the lesson.

Story Time

What is a sacrament?

It is a consecrated work through which a believer receives an invisible grace through visible material.

How many sacraments are there? Name them.

A lawful priest utters some holy words which are known, and uses a known material such as water in Baptism.

We know that we - through Baptism we became a new nature, but we live in the world so we may make mistakes.

How can we clean ourselves from these mistakes?

Tell the pupils the story of the washing of the disciples' feet. (John 13).

During the Last Supper... on Maundy Thursday... the Lord Jesus Christ poured some water into a vessel and asked his pupils to draw near so that He might wash their feet... Peter said, "No Lord...", but Jesus said to him, "If I do not wash your feet, you will no longer be my disciple..." Lord... then I washed my hands and head too... All of you are clean... whoever has taken a bath is completely clean, and does not have to wash himself, except for his feet, to clean himself from the dust of the world i.e. sin. "If we say we have no sin, we deceive ourselves, and the truth is not in us"... Sin is like pus in the wound... If we do not clean it, it will corrupt the wound and then you have to put a cleansing material on the wound... Thus you have to confess, then receive the Holy Body and Blood of Christ.

What makes confession lawful?

1. Confession should be to a priest. (John 20:23)
2. Everyone must examine his/her conscience and count his sins what he made against the Lord and against his /her neighbours.
3. We should feel how ugly and horrible sin is. He should repent and have the intention of not returning to it through the grace of God.
4. We should come to the priest, bow before him, make the sign of the cross, say the Lord's prayer, and confess his sins precisely without hiding any sin.
5. He must not mention any names in his confession lest he should reveal mistakes.
6. He should obey the priest and follow his advice.

Discussion

- 1 - Follow up the story by talking about it with the children.
- 2 - Continue the discussion while they do the activity.

Learning Activities

Activity Sheet.

Lesson No. (50)

The Virgin in Egypt

References:

Matthew 2:13-23.

Notes for Servants

- ★ The Sun of Righteousness shone on Egypt when the Lord came to Egypt. All the idols were destroyed.
- ★ Egypt became Christian, the deserts became spiritual places. Visitors come from all over the world for blessing, to praise the Lord and offer their gifts to the Lord.
- ★ The Lord Christ came to Egypt and blessed her people as the prophet Isaiah said, "Blessed be Egypt my people." (Isaiah 19:25)

Objectives

General: Honouring Saint Mary the Mother of God.

Specific:

The children will be able to ...

- A. Accept that Saint Mary is the mother of God.
- B. Learn that our church honours her, and has a special fast in her name.
- C. Ask for her intercession when they pray.

Bible Verse

“Behold, from henceforth all generations shall call me blessed.”

(Luke 1:48)

Teaching Aids

Picture of the Holy Family or the Flight to Egypt.
Felt figure and flannel board.

Instruction

- (1) Review last week's lesson.
- (2) Who remembers the verse?
- (3) Remind the children about the church occasions for the coming week.
- (4) Teacher should prepare the appropriate questions to emphasize the objectives during the lesson.

Story Time

King Herod gave an order to kill all children from two years and under. The angel told Saint Joseph to take Saint Mary and the Baby Jesus and flee to Egypt. In the dark of the night, Saint Joseph prepared his donkey and sat Saint Mary with the Baby Jesus on it. They took some food and clothes for the trip and left the city. This small modest group walked by night calmly and without fear because Jesus Christ was with them. Emmanuel was carried on the shoulder of His mother who was walking in the desert on her way to Egypt.

The Holy Family walked on their way to Egypt, they arrived at Farama near Al Areesh. They did not enter the town but they spent their night outside it. On the second day they continued their journey to Zagazig, and from Zagazig they went to Miniet Ganah near Samanoud. Then, they entered the city of Samanoud. After they left Samanoud and went to Al-Burlous and Deirel-Maghtass, then they continued their journey to the Valley of Natroun, and from there they went to Upper Egypt to Meir, and to Buk, and to Timsahya, and to Al-Koussya. At last they settled near Kuskam where the Monastery of Al-Mouhararak stands now.

They returned by the same route to Old Cairo where the Holy Family settled in the place of the church of Abi Sirga. Then they journeyed to Almatarya where the tree of the Virgin is, then they left for Mustorud. They continued their journey till they were back in Palestine, after the angel had informed them of the death of those who sought the child's life. They withdrew to the district of Galilee where they stayed in a quiet place. He went and dwelt in a city called Nazareth, that what was spoken by the prophet might be fulfilled, "He shall be called a Nazarene."

Discussion

- 1 - Follow up the story by talking about it with the children.
- 2 - Continue the discussion while they do the activity.

Learning Activities

Activity Sheet.

Lesson No. (51)

Review

References

Lesson 39,43 and 45.

Notes for Servants

- ★ Review your spiritual life, prayers, fasting, spiritual readings, confession, and communion.
- ★ Review your service in relation with preparing the lessons, your relationship with your students and reaching out for them when they do not come to the Sunday School.

Objectives

General: Review and emphasize the main theme for this period.

Specific:

- The children will be able to ...
 - A. Review some of the lessons.
 - B. Tell some of the stories.
 - C. Memorize the verses.

Bible Verse

Review memorizing the verses.

Teaching Aids

Prepare all the teaching aids to review as many as possible of the previous lessons.

Lesson

- (1) Name the lesson to review, using the teaching aids as help.
- (2) Ask questions and let the children answer or answer it yourself as part of the review.
- (3) Make sure that children have gained a spiritual growth from the lesson, virtue such as loving one another, and good habits such as staying quiet in church.
- (4) Repeat the same steps with every lesson that you will be able to review based on the available time.
- (5) Remember that we review the spiritual gain for the children more than testing their knowledge.

Learning Activities

Activity Sheet.

St. Mary's Coptic Orthodox Church
Sunday School Program 1721 A.M. (2004/2005)

Saint Mina's Class (Grade 4)

(Hator 15, Nov. 24)

Amgad Waniss

Joseph Awad

LESSON DATE	LSN No.	TEACHING AID	SUBJECT	OCCASION FEAST	DATE	F
----------------	------------	-----------------	---------	-------------------	------	---

God's Love and Care for Us

12-Sep-04	1		Nairouz (St. Mina)	Nairouz	09/11	
19-Sep-04	2		Find Your Way Through The Bible I			
26-Sep-04	3		Find Your Way Through The Bible II	The Cross	09/27	
03-Oct-04	4		Find Your Way Through The Bible III			
10-Oct-04	5		God Cares For Gideon In His Wars			
17-Oct-04	6		God Cares For Manoh and His Wife	Thanksgiving	10/11	
24-Oct-04	7		God Cares For Elijah			
31-Oct-04	8		God Cares For Daniel	St. Roweis	11/01	
07-Nov-04	9		God Cares For Paul			
14-Nov-04	10		God Cares For Pope Athanasius	Pope Shenouda III	11/14	
21-Nov-04	11		Moving The Mokattam Mountain			
28-Nov-04	12		Jesus Heals Simon's Mother-In-Law	Advent	11/25	
05-Dec-04	13		Jesus Heals Ten Men That Are Lepers			
12-Dec-04	14		Raising of Jairus' Daughter			
19-Dec-04	15		Jesus Heals a Man Born Blind			
26-Dec-04	17		St. Mary and The Angel			
02-Jan-05	18		The Angels and The Shepherds	Christmas	01/07	
09-Jan-05	16		Review			
16-Jan-05	19		The Sermon On The Mount	Circumcision	01/14	
23-Jan-05	20		Epiphany Day	Epiphany	01/19	
				St. Dimiana	01/20	
				Cana Galilee	01/21	

Back To Index

St. Mary's Coptic Orthodox Church
Sunday School Program 1721 A.M. (2004/2005)

Saint Mina's Class (Grade 4)

(Hator 15, Nov. 24)

Amgad Waniss

Joseph Awad

LESSON DATE	LSN No.	TEACHING AID	SUBJECT	OCCASION FEAST	DATE	F
----------------	------------	-----------------	---------	-------------------	------	---

God Gives His People Power

30-Jan-05	21		Samson, a Nazirite to God	St. Anthony	01/30	
06-Feb-05	22		David Kills A Lion and A Bear			
13-Feb-05	24		David And Goliath	In The Temple	02/16	
20-Feb-05	23		Jonah, The Ran Away Prophet	The Fast of Jonah	02/21	
27-Feb-05	25		Elijah, His Prayer To Hold The rain			
06-Mar-05	26		Elijah and The Prophets of Baal	The Holy Lent	03/07	
13-Mar-05	27		Their Courage in witnessing Jesus	Pope Kerolous VI	03/09	
20-Mar-05	28		The Discovery of The Cross	The Cross	03/19	
27-Mar-05	29		John Defends The Law Against Herold			
03-Apr-05	31		The Lord Rebukes Scribes & Pharisees	St. Mary of Zeitoun	04/02	
10-Apr-05	30		Review	Annunciation	04/07	
17-Apr-05	32		Hymn: Thine Is The Power			
24-Apr-05	33		The Women Visits The Tomb	Palm Sunday	04/24	
				Maundy Thursday	04/28	
				Great Friday	04/29	
01-May-05			Easter Day	Easter	05/01	
				St. George	05/01	
08-May-05	34		Christ Appears to Disciples of Emmuas	Thomas Sunday	05/08	

Back To Index

St. Mary's Coptic Orthodox Church
Sunday School Program 1721 A.M. (2004/2005)

Saint Mina's Class (Grade 4)

(Hator 15, Nov. 24)

Amgad Waniss

Joseph Awad

LESSON DATE	LSN No.	TEACHING AID	SUBJECT	OCCASION FEAST	DATE	F
----------------	------------	-----------------	---------	-------------------	------	---

Our Christian Life (The Fruit of the Holy Spirit)

15-May-05	35		Saint Mark - His Evangelism	St. Mark	05/08	
				St. Athanasius	05/15	
22-May-05	36		Endurance - David and Shimei Gera's Son			
29-May-05	38		Friendship - David and Jonathan	The Flee to Egypt	06/01	
05-Jun-05	37		Jesus Went to Heaven	Ascension	06/09	
12-Jun-05	40		Show Respect for The Handicapped			
19-Jun-05	39		The Fruit Of The Holy Spirit	Pentecost	06/19	
				Archangel Michael	06/19	
26-Jun-05	41		Prayer - Hanna the Mother of Samuel			
03-Jul-05	42		Giving - Elijah and the Widow			
10-Jul-05	44		John The Evangelist - Theif's Repentance	Apostles' Feast	07/12	
17-Jul-05	43		Do Not Be Greedy - Aulogius Stone-Cutter	St. Shenouda	07/14	
24-Jul-05	45		Love for Our Neighbours - Ruth			
31-Jul-05	46		Entertaining The Strangers - Abba Pachom			
07-Aug-05	47		Love for The House of God	St. Mary's Fast	08/07	
14-Aug-05	49		Transfiguration	Transfiguration	08/19	
21-Aug-05	50		The Virgin's Body Is Taken Up to Heaven	St. Mary's Feast	08/22	
28-Aug-05	48		The Icons In The Church			
04-Sep-05	51		Review			

Back To Index

Lesson No. (1)
Nairouz
ST. Mina the Miracle Maker

References

Synaxarium Hator 15.

Notes for Servants

- ★ In this blessed occasion we remember our fathers the martyrs, how they loved death and offer themselves sacrifice for whom they loved.
- ★ They had faith in their hearts in the Resurrection and the eternal life so they had courage to face death that astonished the unbelievers, which cause many of them to believes in Christ.
- ★ As we light candles for them, as we read their stories and hear about their miracles with love and admiration we should try to live their lives and to follow their footsteps.

Objectives

General: Standing firm in faith till death.

Specific:

The children will be able to

- A. conclude the reason that we honouring the saints.
- B. tell what should they do to be like them.
- C. Develop the sincerity attitude in declaring faith.

Bible Verse

"For me to live is Christ, and to die is gain."

Philippians 1:21

Teaching Aids

A picture of St. Mina should be set in the class and candles should be fixed before the picture. At the end of the lesson, the boys and girls carry the picture and make a small procession and say, "Axios, Axios, Axios, Ava Mina inta ni vaiat" i.e. Worthy, Worthy, Worthy St. Mina.

Introduction

- (1) Review last week's lesson.
- (2) Who remembers the verse?
- (3) Remind the children about the church occasions for the coming week.

Story Time

Long time ago, there was an old man named Odexius ruled over a great city. He was a kind man, full of faith, and very rich, but he had no children. So, every day he used to lift his eyes toward the heaven and pray that God may give him a child. His wife Ofomia also used to pray warmly and with a stricken heart. One day she prayed in front of a picture of the Virgin Mary whom she loved so much and said : "Oh, Mother of Saints who is full of kindness, if a child is born unto me I will offer him to the Lord. I will not

keep him to myself." Suddenly she heard a sound coming out of the picture saying "Amen." And she was certain that Virgin Mary will answer her prayer.

After some time Virgin Mary sent her a gift, truly she sent it to all of us through Odexius and his Ofomia. Odexius and Ofomia have a baby, they named him Mina. He used to sleep in there midst like an angel, his tiny mouth was as sweet as the honeydew, his face and eyes glittered with light. The little child Mina was like a rose planted in the Church, the house of Christ. From his mouth came the sweet smell of prayers and praises to fill the whole place. He would enter the Church humbly with eyes lowered to the floor, because he knew that the Church is the house of God. There he learned and served and partakes of the holy communion, and there he wanted to stay forever. The boy Mina was fed by the words of our Lord. He read the Bible with great joy and he tasted the sweetness of every word he read. The words filled him with wisdom and were the light which gave him direction. He read them with respect, and kneeling down, he would pray and pray late into the night.

When Mina became a young man he joined the Army. He was a brave soldier and a hero. And the blessings of Christ was shining upon him. He was very active, had a strong will, and always succeeded in everything he did. He was honest in his work. He defended his country. He was loved by all because he loved to help everyone. As Mina was a different soldier. He was shining like a star among his fellow soldiers. He never mocked or laughed at others as they did, he would tell those who did about our Lord and commandments to us. They all loved and respected him. He entered their hearts and they entered his. That was because his eyes were simple, his touch was kind, and his words were comforting. Mina loved Christ so much that he would give up everything in the world for him. So he left the Army and the world, giving all his money and everything he had to the poor. He went to the wilderness and there he started a heavenly life. The place was so quiet and Mina prayed, recited hymns, and read in the Bible, and nothing could stop him.

One day while Mina was kneeling down praying, he saw three crowns in the sky and he heard an angel saying : " If you speak about Jesus Christ when you go back to town, you will prove your love of Christ and you will receive these crowns. When Mina heard these words he returned to town quickly and with a loud voice he bravely raised his hand and he said to the King, to the Soldiers and to the crowd : "I am a Christian, my home is in heaven not here." The King became very angry and ordered his men to beat Mina and throw him into the fire. "Scare him and make him change his faith," he shouted. The soldiers inflicted severe pain on Mina. They tried money with him and tried to talk him out of his faith. But they were not successful because he had Jesus Christ inside him. His heart leaped with joy when the soldiers decided to kill him. In a moment his body rose to heaven, above the clouds. The angels dressed him all in white. They put three crowns upon his head, each crown more beautiful and splendid than the other. How lucky he is! With his wide, beautiful eyes he sees Christ all the time.

Discussion

- 1 - Follow up the story by talking about it with the children.
- 2 - Continue the discussion while they do the activity.

Learning Activities

Activity Sheet.

Lesson No. (2)

How to Read The Bible

Part (1)

Objectives

These lessons are prepared to help students to

1. learn the divisions of the Bible.
2. identify the different books in the Bible
3. locate the Bible Books.
4. locate any verse in the Bible.

Lesson

See “How to read the Bible manual”.

Lesson (2)

How to Read The Bible

Part (1)

The Bible looks like one big book contains a lot of small books gathered together. It is like a library full of books.

The word "Bible" Means "books."

When you say the word "Bible" you are talking about a lot of smaller _____

The word "Bible" means _____

Remember this, because you will be asked this question again and again.

The Bible is called "Bible" because it is not just one big book, but a lot of smaller _____ with one cover.

The Bible has _____ main parts, Old testament and New testament.

The name of one large group of books in the Bible is the Old Testament.

A second large group of the Bible is the _____ Testament.

A list of the book of the Bible is found in every front page of the every Bible.

The list of books is in two parts:

The books of the _____ Testament.

The books of the _____ Testament.

Look in your Bible (near the front) until you find the page with the list of the books in the Bible.

The Old Testament

Find the name of the second book in the Old Testament list.

Write the name here: _____

Now see if you can find the book of Ruth. It is also in the Old Testament list.

Ruth is the number ____ down the Old testament list.

Lay your pencil under the book of Ruth. In your Bible the book of Ruth begins on page _____. Turn to the book of Ruth in your Bible, and keep it's place.

Now let's find another book in the Old Testament. Let's find the Book of Job.
Find the page number where Job begins. Turn to that page.

The Book of Job begins, "There was _____ ..."
(Fill in the missing word.)

Now find the last book in the Old Testament.

What the name of the book? _____

Where does it begin? Page _____

The Book start with " _____ "

The New Testament

The New Testament Comes after the Book of Malachi, the last book in the Old Testament.

Note: In many Bibles the New Testament starts over again with page 1 and has another set of page numbers.

The first book in the New Testament the Book of _____
The full name of the Book of Matthew is

The _____ According to Matthew.

Now find another New Testament book.
Find the Book of Romans.

Write the full name of the book:

The Letters of _____ to the _____.

Note: Sometimes two or more books in the Bible have almost the same name, like 1 Samuel and 2 Samuel. (We say "First Samuel" and "Second Samuel.")
The number in the name of each book helps you to tell them apart.

Look up the Old Testament book 1 Samuel.
We say "First Samuel."

Write the full name of the book:
The _____ Book of Samuel.

Now look up the Book 2 Samuel.
We say "Second Samuel."

Write the full name of the book:
The _____ Book of Samuel.

Now we know there are two books of Samuel.

There is a book in the New Testament called 1 Peter.
Remember we say "First Peter."

There is another book in the New Testament with a name very much like 1 Peter.
Can you guess its name?

Try, and write it here: _____

Now turn again to the New Testament list of books.

In the New Testament list you will see that more than one book has the word "John" in its name, but they are not all together in the list

How many books in the New Testament have the word "John" in Their name?

Find the book John in your Bible. It is in the New Testament list.

Be careful!! Find John, not 1 John.

Write here the full name of the book John:

The _____ According to John.

Find the book 2 John.

Remember we say "Second John." It comes right after 1 John.

Write here the full name of the book 2 John:

The _____ John.

Now you know how to find any book in the Bible.

You are ready to learn how to find any part of any book in the Bible.

A Bible reference (pronounced R E F er ens) tells you where to look to find a part of any book in the Bible.

When your servant ask to find part of the Bible, he will give a Bible refer_____

Your teacher would write the reference like this :

John 3:16

(He Would say, "John three, sixteen.")

The first thing a Bible reference tells you is which book in the Bible you are to look up.

In the reference John 3:16, the word "John" is the name of the _____ you are to find.

In the reference John 3:16, what is the name of the book you are to find? _____

The big number 1 means "Chapter 1 begins here."

Most of the books of the Bible have been divided into large parts called chapters.

The beginning of each _____ is marked with a big number.

The beginning of the first chapter of a book in the Bible is marked with a big number _____.

The big number 1 shows you where C _ _ _ _ _ 1 begins.

In a Bible reference, the first number after the name of the book tells you which chapter to look in.

In the reference John 1, the number 1 comes after the name and tells you to look in the first _____ of the Book of John.

In a Bible reference you know which chapter you are to find by the first number

☐ before or ☐ after the name of the book.
(Check the right word)

Remember! 1 John means the book First John.
John 1 means the book John, Chapter 1.

We write "First John" this way : ☐ John 1, or
☐ 1 John

The Bible reference John 1 means :
☐ the Book of John, Chapter 1, or
☐ First John

Now turn again in your Bible to the beginning of the Book of John in the New Testament.

Find the big number 2 in the Book of John. You may have to turn the page to find it. This is Chapter 2. (You would write it John 2.)

The first words of Chapter in the Book of John are :
"On the third _____ ..."

(Fill in the missing word.)

The big number 2 means _____ 2 begins here.

Now find the big number 3 in the Book of John. It may be on the next page.

The big number 3 shows you where Chapter 3 begins.

The first words of John 3 are: "Now there was a _____ ..."

Be sure you find the big numbers.

Now - let's see if you remember!

John 2 means ☐ Second John, or
 ☐ Book of John, Chapter 2

3 John means ☐ Third John, or
 ☐ Book of John, Chapter 3

John 3 means ☐ Third John, or
 ☐ Book of John, Chapter 3

(Check the three right answers.)

Lesson No. (3)

How to Read The Bible

Part (2)

Objectives

These lessons are prepared to help students to

1. learn the divisions of the Bible.
2. identify the different books in the Bible
3. locate the Bible Books.
4. locate any verse in the Bible.

Lesson

See “How to read the Bible manual”.

Lesson (3)

How to Read The Bible

Part (2)

The Ten Commandments are found in the Bible in the Book of Exodus, Chapter 20.

Find Exodus 20 in your Bible.

Turn to the Book of Exodus and begin looking for the big number 20 that tells you where Chapter 20 begins.

It will help you in finding the big "20" if you look at the numbers at the top of each page in your Bible. The numbers at the tops of two opened pages show you which chapters are found on those pages.

Exodus 20 begins :

"And _____ spake ..."

The Ten Commandments are also found in the Bible in Deuteronomy 5.

Find the fifth chapter of Deuteronomy in your Bible. Look until you find the big number 5.

Deuteronomy 5 begins :

"And _____ called all Israel ..."

Let's check one more time :

3 John means () Book of John, Chapter 3, or

() Third John

Exodus 5 means ☐ Book of Exodus, Chapter 5, or

☐ Fifth Exodus

1 Corinthians means ☐ Book of Corinthians, Chapter 1, or

☐ First Corinthians

Now look in the beginning of Chapter 1 of the Book of Genesis.

This part that is circle is called a verse. The circled words are verse 1.

The little "2" tells you where verse 2 begins.

The little "3" shows where _____ 3 begins.

To make it easier to find things in the Bible, the chapters have been divided into small parts called verses.

The books of the Bible have been divided into large parts called chapters.

Each of the chapters has been divided into small parts called _____.

The big number tells where the _____ begins.

The chapters numbers are ☐ larger, or

☐ smaller

than the verse numbers.

A verse number tells where a verse begins.

A verse ends when you come to the next verse number or when you come to the end of a section.

Now try to find a verse that does not begin or end by a verse number.

Remember in Bibles where the verse numbers are all on the left side, a verse may begin in the middle of the line, usually where a new sentence starts.

In this picture verse 2 begins here and ends here.

Now you try it! Circle all the words of verse 7 in this picture.

Turn in your Bible to the Book of Genesis and find Chapter 1.

You will find the big number 1 for Chapter 1, but you will not find the little number 1 for verse 1.

Note : The number for verse 1 is not printed in most Bibles.

Do you think you can find the words of verse 1, even if the verse number is not printed there?

☐ yes, or

☐ no

Check the right word.

In the Bible, every chapter begins with verse 1 even if the number is not printed there.

This mark : is call a colon.

In the Bible reference like John 3:16, the number after the name of the book is the chapter number.

The number after the colon (:) is the verse number.

In the reference John 3:16

The number 3 is the () verse number, or

() chapter number

In the reference John 3:16

The number 16 is the () verse number, or

() chapter number

If your teacher says "Matthew two, one"

or writes Matthew 2:1 he means

the Book of _____

chapter _____

verse _____

Lesson No. (4)

How to Read The Bible

Part (3)

Objectives

These lessons are prepared to help students to

1. learn the divisions of the Bible.
2. identify the different books in the Bible
3. locate the Bible Books.
4. locate any verse in the Bible.

Lesson

See “How to read the Bible manual”.

Lesson (4)

How to Read The Bible

Part (3)

Most of the books of the Bible have been divided into chapters and the chapters have been divided into verses to make it easier to _____ (use two or three words) in the Bible.

In the Bible, most of the books have been divided into large parts called _____.

In the Bible, the chapters have been divided into small parts called _____.

The Christmas story begins with the first verse of the second chapter of The Gospel According to Luke.

To make it shorter, you say that the Christmas story begins with Luke 2:1 (We say, "Luke two, one").

If you want to read the Christmas story in the Bible, you will look for the book named _____, then find chapter _____, and begin reading at verse _____.

Look up the beginning of the Christmas story in your Bible.

The Bible reference is Luke 2:1. Luke is in the New Testament.

After you find Luke, look for the big number 2. Verse 1 will not have a number, but you know it is at the beginning of Chapter 2.

The Christmas story in Luke begins : Write the missing word.

"In those _____ a decree went out ..."

Let's look up another Bible reference.

Not all of the Christmas story is found in Luke. Some of it begins with Matthew 1:18.
Find Matthew 1:18 in your Bible.

First, find the big number 1. Then look down the page until you find verse 18.

You may have to look in the next column or even on the next page before you find the little 18.

Matthew 1:18 begins, "Now the _____ of Jesus Christ ..."

If you found the verse in Matthew without any trouble, you are getting very good at looking up Bible references!

In the reference Matthew 1:18

the chapter number is _____

the verse number is _____

But most of the time you will read more than one verse.

Suppose you see a reference like this : Luke 2:1-20

(Say, "Luke two, one through twenty.")

This means that you are to find the book of Luke, Chapter _____, and begin reading at verse _____.

You keep on reading all the verses on to the end of verse _____.

The hyphen (-) means that you read all the verses from verse _____ through verse _____.

Luke 2:1-20

the number 2 is a () chapter, or

() verse

the number 1 is a () chapter

() verse

the number 20 is a () chapter

() verse

In the reference Luke 2:1-20

you begin reading at verse 1.

You stop at the () beginning of verse 20, or

() end

Now see if you can find the story about Jesus going on a trip when he was twelve years old.

The reference is Luke 2:41-51.

First, find the Book of _____, Chapter _____.

After you find the big number 2, be sure you look down the page and in the next column or on the next page until you find verse 41.

Begin reading at verse 41. Keep on reading until you come to the end of verse _____.

Verse 41 begins, "Now his parents _____ to Jerusalem ..."

Verse 51 ends with these words : "and his mother kept all these _____ in her heart."

Look in the Book of Matthew for some of Jesus' most famous teachings.

Find : Matthew 5:3-12

Look at these verses in your Bible.

Almost every verse begins with the same word. Write that word in this blank:

If you wish, you can find a story that Jesus told. The story is called "The Good Samaritan."

The reference is Luke 10:25-37.

If you do not want to take time to read the story now, turn to the next page.

Sometimes a story begins in one chapter and ends in a following chapter.

The Christmas story in Matthew begins at Matthew 1:18. It ends at Matthew 2:12.

Here is the way the reference is written : Matthew 1:18 through 2:12. You say, "Matthew one, eighteen, through two, twelve."

This reference means that you find the book of Matthew, Chapter _____, and begin reading at verse _____.

You keep on reading to the end of that chapter. You read on in the next chapter (Chapter _____) until you finish verse _____.

In a Bible reference a hyphen is a short line between verse numbers.

The word "through" tells you to go on reading into another chapter.

Both the hyphen and the word "through" tells you to read

() none of the verses between the numbers, or

() all

The reference Luke 21:37 through 22:1

means that you are to find the book of Luke, Chapter _____, and begin reading at verse _____.

When you finish that chapter, you keep on reading in Chapter _____ to the end of verse _____.

How about a rest? Check your answers. Remember your bookmark.

Here is a tricky kind of reference. Look at it carefully.

Luke 2:40, 52 (Notice that comma. That is different!)

(We say, "Luke two, forty and fifty-two.")

The verse numbers in the reference are separated by a comma (,) instead of a hyphen (-).

When you look up this reference you read only verse 40 and verse _____.

You skip all the verses in between.

In the reference Luke 2:40, 52

the comma (,) between the verse numbers means that you

() read all the verses between 40 and verse 52, or

() skip

Look up Luke 2:40, 52 in your own Bible.

Fill in the missing words in the verses below :

Verse 40 : "And the _____ grew and became _____, filled with wisdom; and the favour of God was upon him."

Verse 52 : "And _____ increased in wisdom and in stature, and in favour with God and _____."

Sometimes you read different groups of verses in one chapter. A comma is also used here between the groups of verses. The comma tells you which verses to skip.

In the reference 1 John 4:7-8, 11-13 you

() skip verses 7-8, or

() read

Sometimes you read verses in more than one chapter in the same book.

A semicolon (;) is used between each set of chapter and verse numbers.

In the reference Amos 1:1; 7:15

(Say "Amos one, one and seven, fifteen.")

first you read Chapter _____, verse _____, and then you skip to chapter _____,

verse _____ in the same Book of Amos.

Lesson No. (5)

God cares for Gideon in his wars.

References

Judges 6&7.

Notes for Servants

- ★ It is clear that when the ancient people kept far from the Lord, the Lord humiliated them through heavy servitude. This applies to our spiritual life ... but when we cry to the Lord, He saves us.
- ★ Contemplate the words of God " **Go in this might of yours**" ...Which "**might**" **He does mean?** Of course he means the might of holy zeal and Gideon's concern in salvation.
- ★ The Lord blesses the little that we offer and saves us. Let us offer him our effort, patience and good works and he will sanctify us and grant us his grace and he will give us power so that we may preach his name and make his works known everywhere.

Objectives

General: To ensure the child that God cares for him and protects him from danger so he must not be afraid.

Specific:

The children will be able to

- A. understand that God is everywhere and protect his children.
- B. believe in the power of God His control over all things.
- C. feel save as long as they believe in God.

Bible Verse

" If God be for us, who can be against us? "

(Romans 8:31)

Teaching Aids

1. Felt figure and flannel board.
2. Video.

Introduction

- (1) Review last week's lesson.
- (2) Who remembers the verse?
- (3) Remind the children about the church occasions for the coming week.

Story Time

Gideon was a great man who had a great personality. He is of the great men of the Old Testament. He lived in the tenth century B.C. He was one of the ancient people. At that time they had powerful enemies called the Midianites... The Midianites enslaved them and were cruel to them... The ancient people suffered a lot. They sowed and reaped and the Midianites came upon them in severe attacks like locusts. They looted them and killed them and the people ran away in great horror, as soon as they saw them. The people of God built tombs, strongholds and caves to hide themselves from their enemies who stole their crops and animals. This situation continued for seven years; during which the people of God suffered severely. What should be done? Would they fight the Midianites? They had no army. Should they build up an army? They had no king, no chief, not a leader.... Everything caused sadness.. What should be done? They cried to God with all their hearts. "You brought our fathers out of the land of Egypt and gave them victory over Pharaoh... O Lord, save your servants.... We are deeply in grief.

Come and deliver us..."They prayed every day, in houses, in meetings, and everywhere... They prayed the Lord to save them from their enemies..Did not you say to us **"The Lord will fight for you"**?

The seven years passed ... One day, a young man called Gideon was threshing some wheat secretly so that the Midianites would not see him. He worked hard but he looked here and there out of fear. Suddenly, a man appeared before him and said, "The Lord is with you, you mighty man of valour" Gideon was astonished... "Who is that man? he thought. "He may be the angel of the Lord..." Gideon was thinking of the sad case of his people so he said to the angel. "If the Lord is with us, how can this happen to us, my Lord? Wasn't the Lord with our fathers long ago? Didn't the Lord say to us, If God is for us, who is against us?.. the men said,"Go and deliver the people. Gideon smiled and was amazed. He said, "Who am I to deliver the people? I am a weak man and my family is poor... Who am I? The Lord said to him, "I will be with you... and we will strike the Midianites as one man. "The Lord said, "If God is for us, who is against us?" Gideon did not believe himself... was he dreaming or was he in reality? He was sure that he was not dreaming and began to think.

Then Gideon said to the angel, "Wait, I want you to give me a sign... "Gideon went in and brought a sacrifice and put it on the rock... The man stretched his hand and touched the sacrifice with his staff... Fire immediately came out of the rock and burnt the sacrifice... Gideon was sure that it was the Lord so he knelt down and bowed to the ground and said, "Lord, what shall I do now?" And the angel said, "Take your army and fight the Midianites and don't forget. "If God is for us, who is against us?"

Gideon went back home. He was amazed and happy... He told his family, his neighbours and his relatives about what happened. All people knew that the Lord chose Gideon... They rejoiced... They all asked him about the story and he repeated it over and over again saying: "Pray and thank the Lord." Gideon blew the trumpet... people gathered... He asked them to go with him to fight.. They all said, "We shall go with you and the Lord is with us. Gideon divided them into groups... The number was very great... They were 32,000 men... Then Lord said to Gideon:

- No,... This is not good. - Do you want greater number, Lord?
- How many soldiers are there? - 32,000 of the best men.
- Is the army ready? Yes, Lord.

- The men you have are too many for me to give them victory over the Midianites. They may think that they won by themselves and so, give me no credit. Announce to the people, "Anyone who is afraid should go back home." Gideon said so to the men... Alas all men except 300 men, returned... Then God will be angry and we will be defeated... Gideon was sad... but the Lord promised him victory... Have you forgotten the verse that says: "If God is for us, who is against us?"

O Lord, where can we find weapons?

- Take the three hundred men and divide them into three groups. Let each man have an empty jar and a lamp. When you blow the trumpet let them all break the jars and shout, "**For the Lord and for Gideon**"

- Will this suffice, my Lord? The men are few and this is not a weapon. I am afraid I may be defeated.

- Have you forgotten the verse, "**If God is for us, who is against us?**"

- Gideon was ashamed, he took courage as he was sure that the Lord was with him. He went out with the troops, he blew the trumpet, then they broke the jars while they were shouting... For God and for Gideon... The Midianites ran away... They won victory and the Midian was no longer a threat... and the Israelites lived in peace.

Discussion

- 1 - Follow up the story by talking about it with the children.
- 2 - Continue the discussion while they do the activity.

Learning Activities

Activity Sheet.

Lesson No. (6)

God's Care For Mamoh & His Wife

References

Genesis 13 - 16.

Notes for Servants

- ★ Samson's mother was barren and the Lord gave her ability to give birth to a child.....This stands for the fruitless soul which becomes fruitful between the hands of the Lord, both in life and in service.
- ★ Manoah was a symbol of simplicity. When he knew that the angel appeared to his wife, he prayed asking for the angel to appear to him to teach him what to do. When he realised that it was the Lord that appeared to him he was afraid he might die.
- ★ At the beginning of Samson's life, the Lord's Spirit moved him but when he submitted himself to the desires of the flesh, he fell.

Objectives

General: To recognise the potentialities of the great power of God in our life.

Specific:

The children will be able to

- A. understand that God is everywhere and protect his children.
- B. believe in the power of God His control over all things.
- C. feel save as long as they believe in God.

Bible Verse

" If God be for us, who can be against us? "

(Romans 8:31)

Teaching Aids

1. Felt figure and flannel board.
2. Video.

Instruction

- (1) Review last week's lesson.
- (2) Who remembers the verse?
- (3) Remind the children about the church occasions for the coming week.

Story Time

There was a pious man called Manoah. He was married but had no children. While his wife was praying to the Lord to give her a son, the place was suddenly filled with light. She was deeply disturbed when the angel of the Lord appeared to her and said, "Peace be to you...You will be pregnant and will give birth to a son. This son of yours will deliver the people of God from the hands of the Philistines."

(These words should be recited calmly, deeply and seriously)

The angel disappeared...Manoah's wife came to herself. She ran to her husband in the field. Her husband wondered what made his wife come to him - He was worried and said, "Is it well with you?" She said, "It is well - the angel of God appeared to me and said... The man was amazed...He paused for a while then he said to his wife: **"Let us kneel down and pray." "O Lord, Let the man of God that you sent come back to us and tell us what we must do with the boy when he is born. O Lord we thank you because you will give us a son...We are confident of the truth of your words...Amen."** What is the name of the man? Why was his wife praying? What did the angel speak to her about? Why did Manoah pray?

One day...Manoah was in the field...His wife was at another place caring for cows and milking them...Suddenly she saw the angel standing near her...She ran to call her husband...Come quickly...The angel has come...The man went quickly with her. They bowed to him.

+ "Sir, you said to my wife...what shall we do with the child?"

+ "Your wife must not drink wine and your son's hair must not be cut...Your son also must not drink wine as he is a Nazarite."

+ "What does a "Nazarite" mean sir?"

+ "It means that he is chosen by the Lord to rescue the people of God from the Philistines."

+ "What is your name sir?"

+ "My name is a name of wonders do not ask about my name."

+ "Allow me to offer you a sacrifice."

Manoah took a young goat, slew it and put it on fire...To their surprise - Manoah and his wife saw the Lord's angel go up towards heaven in the flames. They threw themselves face downwards on the ground. When the man disappeared, they rose to pray and thank the Lord.

Nine months later, Samson was born. They brought him up in the fear of God and taught him how to pray and how to read...The boy grew up...What is the thing; that characterised Samson in his appearance and made him different from his companions? (his long hair) What does this mean?...In fact Samson was dedicated to God as a Nazarite - that is why the Lord gave him a brave heart and wonderful powers...He was very strong. One day he was walking with his parent in a place full of grapes...Suddenly a lion appeared to them and it was roaring (How does a lion roar? Have you seen the lion? I think it is terrible) - What was to be done? Manoah was afraid and his wife was afraid - Samson said to them, "The Lord will fight for you, do not be afraid...He ran to the lion and got hold of its head...Manoah was anxious about his son Samson...His wife screamed...Keep away from the lion, Samson, do not do that ... The lion will devour

you...O Lord help us...Samson was able to get hold of the head of the lion... He managed to get hold of the lion's jaws...The lion made a vain attempt to devour Samson but could not...Samson cried "The Lord fights for you" O Lord, help me to kill this lion...He was able to separate the jaws and destroy the mouth of the lion...The lion fell dead and Samson threw it to the ground....Manoah and his wife were amazed at the great power of Samson...They all; knelt down and thanked God. They went their way then they came back safely...What is that? The lion was still on the ground...What is there in its belly...? Many bees bringing out honey...Samson stretched out his hand and took some honey...They all ate honey and Samson said, "**Out of the eater came something to eat.**" And the Lord made Samson rescue his people from their enemies.

Discussion

- 1 - Follow up the story by talking about it with the children.
- 2 - Continue the discussion while they do the activity.

Learning Activities

Activity Sheet.

God Cares For Elijah

References

+ 1Kings 17-21, 2 Kings 1,2.

Notes for Servants

- ★ Note the Elijah's service was limited but it was lively and effective. The secret lies in the life of perpetual prayer that he led and the lively faith that filled his heart.
- ★ Note also Elijah's courage in announcing the Divine Truth and note his meekness when he does this. We are often disturbed by the affairs of this life but here we see the Lord support Elijah through unnatural means such as the raven and the poor widow.

Objectives

General: For the child to have confidence in the care of God about him as it is the Lord that gives us our food in the suitable time.

Specific:

The children will be able to ...

- A. understand that God is everywhere and protect his children.
- B. believe in the power of God His control over all things.
- C. feel save as long as they believe in God.

Bible Verse

" Bless the Lord O my soul, and forget not all his benefits. "

(Psalms 103:2)

Teaching Aids

1. Felt figure and flannel board.
2. Video.

Instruction

- (1) Review last week's lesson.
- (2) Who remembers the verse?
- (3) Remind the children about the church occasions for the coming week.

Story Time

Elijah was one of the great prophets of the ancient people....What does the word "prophet" mean? A holy man....God speaks through him and the people know the words of God. Elijah came eight hundred years before Christ. He lived in a town named Tishbe, that is why he is called Elijah of Tishbe. When he was old, the Lord chose him to become a prophet....Elijah prayed, fasted and read the Holy Scriptures and he became a great saint.

One day, the Lord said to Elijah, "Go to king Ahab, the wicked king and say to him: The Lord is not pleased with you because of your wicked deeds and because you worship idols. So the Lord will shut up the heavens so that there will be no rain till you and your people repent." Elijah obeyed the Lord. Elijah began to think.... the king is wicked.... he may kill me...I am afraid...No. The Lord ordered me to go to the king and He is with me....I will go immediately....He left his house and went to where the king lived...he went on foot... his clothes became torn and dirty.... How can I appear before the king with my dirty clothes?....Anyway this is not important. I have to obey the Lord who ordered me to go to the king.... When he arrived at the palace, the guards did not allow him to enter. (Conversation)

- Where to?

- To the king. I have to enter... I have the word of God to the king.

- Who is God? We only know the idol.

- God Almighty the creator of heavens and earth has sent me to the king...do not delay me... (The guards were afraid of Elijah and his strong words and his mighty personality.)

- Wait a while. We will inform the king...(A guard went to the king...bowed to the ground...saluted him..."Your majesty... there is a man at the palace gate. His body is covered with hair and his clothes are very simple. He wants to meet you". The king said, "Let him meet anyone of the officials.

Is it easy for such a man to meet me?

- No your majesty....but he says that he is a prophet and he has a message to deliver to you.... Let him enter...he may be one of those mad people.

The guard bowed and went out call Elijah. Elijah entered the palace with an upright stature....he did not bow to the king....He opened his mouth and spoke bravely to the king and said,

- In the name of the Lord, the living God of Israel, whom I serve , I tell you that there will be no dew or rain....until I say so. The king was amazed.

- Who are you? How can you shut up the heavens?

- I am the prophet of God and my words will come true...Then Elijah went out.

The Lord said to Elijah, "Go and hide yourself near the brook of Cherish... I have commanded raven to bring you food there," Elijah thought for a while... the brook of Cherish?

This brook is small and dries when there is no rain...ravens? Do ravens support man or do they snatch what is in the hand of man?...This is strange... but ...I have to obey the Lord...He went and stayed near the brook and prayed. Wonderful! What is this? A raven came very quickly and threw bread and meat in Elijah's lap in the early morning... Elijah said, "Bless the Lord, O my soul and forget not all his benefits." He drank water from the brook... In the evening the raven came back carrying the same thing and Elijah said, "Bless the Lord, O my soul..." Days passed by ...Elijah ate and was filled... All people suffered from hunger... as there was no rain and neither was there any cultivation. There was no food in the whole land, but Elijah ate and drank and was satisfied and every day he said, "Bless the Lord, O my soul..." In this way God cared for Elijah till rain fell again and life became natural once more. Let us always learn to say: "Bless the Lord, O my soul....

Discussion

1 - Follow up the story by talking about it with the children.

2 - Continue the discussion while they do the activity.

Learning Activities

Activity Sheet.

Lesson No. (8)

God Cares For Daniel

References

Daniel 1:1-21.

Notes for Servants

- ★ Are you truly keeping the commandment of God in your practical life or do you forget it when people threaten and tempt you? Examine yourself carefully and ask God to help you.
- ★ The result of holding on God's commandment and bearing the cross, may prevent you from gaining any earthly benefits like jobs or promotion, etc. Are you ready to face your future keeping the love of Jesus Christ whatever the sacrifice is?

Objectives

General: Loving God as He loves us.

Specific:

The children will be able to

- A. learn to stick with Jesus' commandment under any circumstances.
- B. express how to apply this in day to day life.
- C. ask their families to fast on Wednesday and Friday.

Bible Verse

"Thou shalt love the Lord thy God with all thy heart, and with all thy soul, and with all thy strength, and with all thy mind, and your neighbour as thyself."

(Luke 10:27)

Teaching Aids

1. Picture of Daniel.
2. Video or film strip

Instruction

- (1) Review last week lesson.
- (2) Who remembers the verse?
- (3) Remind the children about the church occasions for the coming week.
- (5) Daniel was a young youth when he and all of his people were captured by the king of Babylon, explain the meaning of hostage or capture
- (6) Daniel has three friends, their names were, Shadroch, Meshach and Abednego.

Story Time

One day Nebuchad-nezzar, king of Babylon called the housekeeper of his palace and said to him, bring me a group of children of Israel whom we captured, but they should be well favoured and skilful in all wisdom and in knowledge and they had the ability to stand in my palace to serve me. The housekeeper (master of the palace) said, Yes your Majesty I will, but please give me enough time to feed and teach them. The king asked, “How long this will take? Is three years will be enough time?” “It is enough your Majesty”, answered the housekeeper and bowed his head and went his away.

The housekeeper of the palace went searching among all the people for those smart children, he found a lot among them were Daniel and his three friends Shadrach, Meshach, and Abed-nego. He took them to the palace and told them that the king want them to serve in his palace, so they obeyed him. The housekeeper gave them very nice cloth and let them live in the palace and when he brought them food consisted of pig meat, wine and many other food, which was not allowed to them by the law of Moses. They put in their heart not to spoil themselves by the King's food because it was against God will.

Daniel talked to the housekeeper of the palace saying: “We have to obey God commandments. We will eat vegetables and lentils only , please don't urge us to eat from king's food.” The housekeeper answered saying: “I fear the king may see he see your bodies skinny and your faces unhealthy and not like the other children whose are of your sort, and you'll put me in danger, he may kill me.” Daniel said: “Sir, please try us for only 10 days, let us eat vegetables and lentils, and if we lose weight and if we became weak so do whatever you want to do with us.” The housekeeper loved Daniel and his friends because they were very polite and nice, so he agreed with them.

The ten days passed, the children looked better than before, they appeared fatter in flesh. The housekeeper was astonished. Daniel said to him: “God taught us to stick with what we have, and the one who sticks with God words, God will give him health and peace.” For three years they ate only lentils and vegetables and during this time the children learned all the Babylon language, handwriting and science. When the time comes to stand before the king, they were well dressed and they learned how to give full respect to the king. The king was very happy when he saw them, and when he asked them, they answered him nicely. The king put out an order to let them work as permanent employees in his palace, the king loved them very much.

Discussion

- 1 - Follow up the story by talking about it with the children.
- 2 - Continue the discussion while they do the activity.

Learning Activities

Activity Sheet.

Lesson No. (9)

God Cares For Paul

References

Acts 27 and 28.

Notes for Servants

- ★ See how much effort Paul put into his service, and how much suffering he had to go through, starvation, fasting, troubles on the road, in the sea, everywhere.
- ★ Look into the personality of that apostle, even when he was a prisoner, how he could have. We should follow his faith in Christ that promise to save us from all troubles.
- ★ Christ does not lift up troubles, rather he put us on top of them.
- ★ Humble yourself before Christ the saviour and ask him to help you to much effort as you can to serve him, and to teach you how to suffer for his name sake.

Objectives

General: God's care for us.

Specific:

The children will be able to

- A. learn to have faith and confidence in Christ.
- B. call God first in any trouble they may face.
- C. tell how they can use this example in their lives.

Bible Verse

"The Lord thy God is with thee."

(Joshua 1:9)

Teaching Aids

1. Picture of Paul.
2. Video or film strip.

Instruction

- (1) Review last week lesson.
- (2) Who remembers the verse?
- (3) Remind the children about the church occasions for the coming week.
- (4) Give a brief about Paul life before and after his conversion.

Story Time

The Jew hated Paul For his preaching, and they tried to kill him. Once they took him to the Roman king and after questioning him they decided to send him to Rome to the Emperor. And when it was determined that he should sail into Italy, they delivered Paul and certain other prisoners unto one named Julius, a centurion of Augustus' band. They sailed by the coasts of Asia, shortly, arose against them a tempestuous wind, called Euroclydon. And when the ship was caught by the wind, they let her drive until they get to a certain island which is called Clauda, they had hard time to bring the ship to the shore.

And when neither sun nor stars in many days appeared, and no small tempest lay on us, they lost all hope. But after long abstinence Paul stood forth in the midst of them, and said, Sirs, you should have listened to me, and to have gained this harm. Now I exhort you to be of good cheer, for there shall be no loss of any man's life among you, but of the ship. For there stood by me last night the angel of God, whom I serve, saying, " Fear not, Paul; thou must be brought before Caesar: and, lo, God hath given thee all them that sail with thee ". Therefore, sirs, be of good cheer: for I believe God, that it shall be even as it was told me, we will be saved.

After fourteen days about midnight the shipmen deemed that they drew near to some country, they cast four anchors and waited for the morning. And as the shipmen were about to flee out of the ship, when they had let down the boat into the sea, Paul said to the centurion and to the soldiers, Except these abide in the ship, you cannot be saved. Then the soldiers cut off the ropes of the boat, and let it fall off.

Next day, Paul asked them all to eat some food for their health, and he took bread, and gave thanks to God in presence of them all and when he had broken it, he began to eat. Then they were all of good cheer, and they also took some food.

When they had eaten enough, they lightened the ship, and cast out the wheat into the sea. And the soldiers' wanted to kill the prisoners, so that they would not escape. But the centurion, wishing to save Paul, kept them from their purpose; and commanded that they which could swim should cast themselves first into the sea, and get to land, and the rest, some on boards, and some on broken pieces of the ship. And so it came to pass, that they escaped all safe to land. And when they escaped, then they knew that the island was called Melita.

Discussion

- 1 - Follow up the story by talking about it with the children.
- 2 - Continue the discussion while they do the activity.

Learning Activities

Activity Sheet.

Lesson No. (10)

God Cares For Pope Athanasius

References

The Story of the Copts, by Iris Habib el Masri.

Notes for Servants

- ★ Our children receive the Holy Spirit and are transformed into a new nature through the Sacraments of Baptism and Mairon, so we must sanctify ourselves and behave in a holy way before them because they make us their models and copy every thing we say or do.
- ★ Pray for your class that God may bless them and let them grow in grace.
- ★ Be faithful in preparing your lesson, in following up your children and pray that they may grow like St. Athanasius.

Objectives

General: God's care for us.

Specific:

The children will be able to

- A. learn to have faith and confidence in Christ.
- B. call God first in any trouble they may face.
- C. tell how they can use this example in their lives.

Bible Verse

"The Lord thy God is with thee"

(Joshua 1:9)

Teaching Aids

Picture for Saint Athanasius.

Instruction

- (1) Review last week lesson.
- (2) Who remembers the verse?
- (3) Remind the children about the church occasions for the coming week.
- (4) We call Athanasius the defender of the faith because he was a great Pope and he proof to the whole world that our faith is the true faith.

Story Time

He was the only son, his father he died while Athanasius was a little boy and his mother raised him. When he was in the school age, his mother put him in Christian school which was close to the Pope's residence in Alexandria and right beside the sea shore.

Athanasius was a very good child, he learned that, as Jesus teaches us, he must be very nice, quiet and obedient. One day at lunch time, the children were playing in the water and Athanasius was with them. they decided to do a church act. They chose Athanasius to be a bishop, and he started to perform the right of baptism on some of them.

At that time the Pope (Pope Alexandros) was watching them from his balcony. He was so happy that the children knew their religion and its practices.

The pope called them, and asked them: "what did you do?"

We were playing your holiness, they answered.

What game did you play? he asked.

Athanasius felt ashamed, he thought that he have done something wrong.

I was baptizing some of the children, he answered.

The Pope encourage them for their knowledge and told them they must learn more about their religion. The Pope loved Athanasius and told him "The Lord thy God is with thee". Pope Alexandros called Athanasius' mother and told her that he would like to raise him up and to ordain him a deacon and she agreed.

Athanasius studied the Bible and the church liturgies and rights, he grew in the grace of God and became a very good preacher.

When the time for Pope Alexanderos came to go to heaven, he recommended to the church Athanasius to be the next pope.

(Athanasius became the 20th pope of Alexandria.)

Discussion

- 1 - Follow up the story by talking about it with the children.
- 2 - Continue the discussion while they do the activity.

Learning Activities

Activity Sheet.

Lesson No. (11)

The Moving of El Mokattam Mountain

References

The Story of Samaan the shoe maker.

Notes for Servants

- ★ Jesus had suffered for our sins to save us, and he still accepts us, the sinners, and helps us when we cry to him.
- ★ Humble prayers is the most effective way to God's heart, and it refreshes our hearts and our minds.
- ★ Fasting and prayer are the best way to solve all problems in our service, such as active children.

Objectives

General: God's care for us.

Specific:

The children will be able to

- A. learn to have faith and confidence in Christ.
- B. call God first in any trouble they may face.
- C. tell how they can use this example in their lives.

Bible Verse

"The Lord shall fight for you, and ye shall hold your peace."

(Exodus 14:14)

Teaching Aids

Make your own.

Introduction

- (1) Review last week lesson.
- (2) Who remembers the verse?
- (3) Remind the children about the church occasions for the coming week.
- (4) Egypt was conquered by the Arab about 1400 years ago, and they appointed a governor for the country whom they call Caliph.

Story Time

In the year 965, the governor was El Moaaz, the Pope was abba Abraam the Syrian who was a friend of the governor. This Caliph had a Jewish minister who hated Christians very much and he wanted to destroy all of them.

One day he had a meeting with the governor, he took the chance and told him that the Christians have in their Gospel a verse which says "If ye have faith as a grain of mustard seed ye shall say unto this mountain, remove and it shall remove." so let us see ... if their Gospel is correct. We have this mountain called El Mokattam which is right outside Cairo which blow lots of dust on the city in windy seasons ... if their faith is true they will remove this mountain and we may enjoy nice fresh air in the city all the time. But if they can not remove it then their faith is not true and you should kill them and we should have control of their possessions for ourselves.

The Governor liked the idea, he called Abba Abraam and told him if your Gospel is correct then remove the mountain or else I shall kill you all by the sword. The Pope asked the Governor to give him a period of three days. The Pope went back to his palace and wrote a letter to all the churches saying "The church is in a great danger, fast and pray for three days." Christians received this news with fear, they all fasted and cried to God for help, the children and the elders, men and women. The Pope spend the three days in his church without food rising his hand in a prayer day and night saying: God help us, God save us. In the end of the three days he fell asleep, and he saw in a vision St. Mary and she told him "God answer your prayer and the prayer of all his people ... now do this, when you go out the gate which lead to the market you will find a man who is carrying a pitcher of water, and he will tell you what to do". The Pope woke up, he bow down saying: thank you Lord Jesus Christ who answer our prayers.

The Pope went out as St. Mary told him, and he found the man ... his name was Simeon the shoe maker. The Pope called him to the church and told him the whole story. Simeon told the pope do not worry "**The Lord shall fight for you, and ye shall hold your peace**". The Pope went to El Moaaz Palace, in his way he met the Jewish minister, who insulted him saying: for sure you are coming to say that you can not remove the mountain. Abba Abraam made the sign of the cross on himself and told him the Lord shall fight for us and we shall hold our peace, our God can do any thing and he will remove the mountain.

The Pope took the Caliph and all his staff and all the rich people and the Jewish minister was sure that the Christians will lose this time. At the site Abba Abraam stood facing the mountain and Simeon was beside him and behind them the priests the deacons all the Copts, and he told them to bow down with him saying Lord have mercy (make matanias), so they did as he said ... when they stood up the mountain rose up and you could see the sun light from underneath, and when they bowed down again the mountain fell down to the ground which shakes the hole area hard ... and this happened every time they bowed down and stood up saying Lord have Mercy.

The governor and his company were greatly afraid, and begged the Pope to stop otherwise the whole city will be destroyed. When they stopped, the Caliph went to the Pope and said: I am a Christian. He left his position for his son and was baptized and became a monk

Discussion

- 1 - Follow up the story by talking about it with the children.
- 2 - Continue the discussion while they do the activity.

Learning Activities

Activity Sheet.

Lesson No. (12)

Jesus Heals

Simon's Mother-in-law

References

Luke 4:38-41, Mark 1:29-34.

Notes for Servants

- ★ Have you come to Jesus to heal you? Do you have confidence in the doctor who examine you and treat you?
- ★ Some disciples were married and most priests and deacons are married, so if you are married do not neglect your Sunday School service because of your marriage, it is your responsibility as well.

Objectives

General: God's power and his care for us.

Specific:

The children will be able to

- A. learn that God has power to heal us, because he created us.
- B. know that everyone who believe in Jesus can have this power.
- C. pray for healing of themselves as well as others beside going to the doctor for medications.

Bible Verse

"I am the Lord that healeth thee."

Exodus 15:26

Teaching Aids

None.

Instruction

- (1) Review last week's lesson.
- (2) Who remembers the verse?
- (3) Remind the children about the church occasions for the coming week.

Story Time

Read the story from the Bible.

Discussion

- 1 - Follow up the story by talking about it with the children.
- 2 - Continue the discussion while they do the activity.

Learning Activities

Activity Sheet.

Lesson No. (13)

Healing of ten leper men

References

Luke 17:11-19.

Notes for Servants

- ★ Have you ever trained yourself on finding (discover) the hand of God in all your works? Have you ever lived the life of Thanksgiving, or do you always complain?
- ★ If you have a sick or sad friend, do you visit him/her and spend sometime with him/her praying and meditating in the word of God to comfort him?
- ★ Look for those who were absent, sometimes they are not physically sick but they may be spiritually weak and they are in need for God's word.

Objectives

General: God's power and his care for us.

Specific:

The children will be able to

- A. learn that God has power to heal us, because he created us.
- B. pray for healing of themselves as well as others beside going to the doctor for medications.
- C. thank God after they are healed from any illness.

Bible Verse

"Bless the Lord, O my soul and forget not all his benefits."

(Psalms 103:2)

Teaching Aids

None.

Instruction

- (1) Review last week lesson.
- (2) Who remembers the verse?
- (3) Remind the children about the church occasions for the coming week.
- (4) Concentrate on that Jesus Christ `our God' is the real physician for our spirits, souls and bodies.
- (5) Mention about the sacrament of anointing the sick and show that when the priest pray for the sick people, if they have faith, they will be healed.

Story Time

One day when Jesus Christ entered into a certain village, he met ten leper men (Explain the meaning of leper), and they were not allowed to enter the town. They stood away from Him and lifted up their voices and said, "Jesus, Master, have mercy on us. Nine of them were Jewish and the tenth was a Samaritan (stranger). Jesus knew their illness (sickness) and then told them, "Go and show yourselves to the priests".

Are they going to heal us? What does Jesus mean? Why did he not examine our needs? All these questions came into their minds immediately, but they obeyed Jesus's words. On their way, after a few steps, one of them stopped and asked his friend, "are you cleansed?" Another one said, "and you?", third one said, "and you also?" One of them cried, "I am cleansed." At that time all of them knew that a wonderful miracle had happened, all of them were cleansed. All of them were running in a hurry to meet the priests and also their families and friends.

Suddenly, the Samaritan one stopped running and he turned back and glorified Jesus Christ. He knew that it was Jesus that cleansed him and did this wonderful miracle. When he found him, he bowed and lifted up his voice and he said, "Thank you God very much, you have cleansed me, I'm a sinner and I do not deserve this healing. You are God's holy one, you are our Saviour", and all the people heard the man. Jesus was so happy because this man turned back and gave thanks to God and He asked him, "where are the rest? Where are the other nine?", the man said, "they went on their way, they were very happy but they forgot to give thanks to God. Jesus looked at the Samaritan who was still bowing down before him and he said to him, "go, your faith has saved you."

Discussion

- 1 - Follow up the story by talking about it with the children.
- 2 - Continue the discussion while they do the activity.

Learning Activities

Activity Sheet.

Lesson No. (14)

Raising of Jairus' Daughter

References

Luke 8:41-56.

Notes for Servants

- ★ Jesus Christ has the power and the ability to wake the people who died in their sins and bring them back to life. This week, confess your sins and ask God to save you from them and depend only on him, do not be afraid at all, just believe.
- ★ Do you take care of the your students (children) and their spiritual growing, do you give them as they need of the spiritual food.
- ★ In your service, take care of everyone individually and give him/her the suitable food he/she needs, in addition to the regular lesson.

Objectives

General: God's power and his care for us and his authority over the body and the spirit.

Specific:

The children will be able to

- A. learn to have faith and confidence in Christ.
- B. call God first in any trouble they may face.
- C. tell how they can use this example in their lives.

Bible Verse

"Fear not believe only and she shall be made whole."

(Luke 8:50)

Teaching Aids

Prepare your own.

Instruction

- (1) Review last week lesson.
- (2) Who remembers the verse?
- (3) Remind the children about the church occasions for the coming week.
- (4) Jesus Christ wants to help all the people, young and old, he healed many people and even raised some people from the dead.

Story Time

Jesus had some friends who were fishermen and they lived by the sea of Galilee where they kept their fishing boats. One day, the sun was rising and Jesus was with his friends in one of their boats and the people were standing at the shore waiting for Him. When they saw Jesus, they ran quickly toward Him and suddenly a man named Jairus (known by the people because of his high position) came through the crowd and tried very hard to reach Jesus. When he came to Jesus he bowed down before him and said in a sad voice: "Lord my daughter is very sick and she is about to die. Please, if you don't mind, come and touch her (to put his hand on her to heal her). Jesus went with him immediately.

On their way, a man came in a hurry and said to Jairus, "Do not bother the Master, your daughter died." In a very sad and sorrow glance, Jesus looked at him and he tried to encourage him by saying, "Do not be afraid, just believe." Jesus went with Jairus to his home, there were a lot of people over there in very bad condition. They were crying because of the death.

When Jesus entered he looked at the gathering and asked them, "why did you cause all this commotion? and why all this crying? The girl did not die, she is only asleep." When the people heard what Jesus said, they started laughing and joking. Jesus entered the room with her parents and three of his disciples, he went in, and took her by the hand, and told her to arise. She woke up as she was asleep and started to breath and move. Jesus told them to give her something to eat. People outside heard the news they were so embarrassed because they laughed at Jesus and they did not believe him, they asked him to forgive them. And the news went abroad into all that land.

Discussion

- 1 - Follow up the story by talking about it with the children.
- 2 - Continue the discussion while they do the activity.

Learning Activities

Activity Sheet.

Lesson No. (15)

Jesus heals

The man who was born blind

References

John 9.

Notes for Servants

- ★ The best gift from God to us, is that Jesus is the light of the world. With him we do not need anything else.
- ★ Look around you and see how he created everything, even what is not perfect in our eyes, is perfect in its purpose.

Objectives

General: God's power and care.

Specific:

The children will be able to

- A. learn that Jesus is God, and has power over everything.
- B. understand that Jesus has created everything though he also can create eyes for a blind man if he wants.
- C. pray for their problems with faith that God can do anything.

Bible Verse

"As long as I am in the world, I am the light of the world."

(John 9:5)

Teaching Aids

Servant to prepare his own.

Instruction

- (1) Review last week's lesson.
- (2) Who remembers the verse?
- (3) Remind the children about the church occasions for the coming week.

Story Time

One day, Jesus saw a man who was blind from his birth. And his disciples asked him, saying, Master, why was man born blind? Jesus answered, "That the works of God should be made manifest in him." I must work the works of him that sent me, while it is day: the night come, when no man can work. As long as I am in the world, I am the light of the world.

Then Jesus spat on the ground, and made clay, and he put it on the eyes of the blind man, and said unto him, Go, wash in the pool of Siloam. He went his way therefore, and washed, and came seeing.

The neighbours asked him, How were your eyes opened? He answered and said, A man that is called Jesus made clay, and put it on my eyes, and said unto me, Go to the pool of Siloam, and wash. I went and washed, and I received sight. Then they asked him, Where is he? He said, I know not.

They brought to the Pharisees, and it was the sabbath day when Jesus made the clay, and opened his eyes. Then again the Pharisees also asked him how he had received his sight. He said unto them, He put clay on my eyes, and I washed, and do see. What do you say about him, that he had opened your eyes? He said, He is a prophet.

But the Jews did not believe him, that he had been blind, and received his sight, until they called his parents. And they asked them, saying, Is this your son, who you say was born blind? how then does he now see? His parents answered them and said, We know that this is our son, and that he was born blind, but by what means he now see, we know not; or who has opened his eyes, we do not know; ask him: he shall speak for himself.

Then again they called the man that was blind, and said unto him, what did he to you? how did he open your eyes? He answered them, I have told you already, and you did not hear, would you hear it again? Will you also be his disciples? Then they reviled him, and said, you are his disciple; but we are Moses' disciples. And they cast him out.

Jesus heard that they had cast him out; and when he had found him, he said unto him, Do you believe on the Son of God? He answered and said, Who is he, Lord, that I might believe on him? And Jesus said to him, you has both seen him, and it is he that talk with you. And he said, Lord, I believe. And he worshipped him.

Discussion

- 1 - Follow up the story by talking about it with the children.
- 2 - Continue the discussion while they do the activity.

Learning Activities

Activity Sheet.

Lesson No. (16)

Review

References

Lesson 1 to 16.

Notes for Servants

- ★ Review your spiritual life, prayers, fasting, spiritual readings, confession, and communion.
- ★ Review your service in relation with preparing the lessons, your relationship with your students and reaching out for them when they do not come to the Sunday School.

Objectives

General: Review and emphasize the main theme for this period which is:

God's Love and Care

Bible Verse

Review memorizing all the verses.

Teaching Aids

Prepare all the teaching aids to review as many as possible of the previous lessons.

LESSON

- (1) Name the lesson to review, using the teaching aid as help.
- (2) Ask questions and let the children answer or answer it yourself as part of the review.
- (3) Make sure that the children have gained a spiritual growth from the lesson, example, virtue such as defending the faith.
- (4) Repeat the same steps with every lesson that you will be able to review based on the available time.
- (5) Remember that we review the spiritual gain for the children more than testing their knowledge.

Learning Activities

Activity Sheet.

Lesson No. (17)

Virgin Mary and the Angel The Annunciation

References

Luke 1:26-45.

Notes for Servants

- ★ God loved St. Mary because she was very humble. We should humble ourselves before God that he may have mercy on us.
- ★ Let us meditate in St. Mary's saying, "Behold, the handmaid of the Lord", and apply it in our service.
- ★ St. Mary is full of love, when she knew from the Angel that Elizabeth is pregnant she forget herself and her own baby and she went immediately to help her because Elizabeth was an old woman. We should serve others when we know their needs even before they ask us.

Objectives

General: To share with the church the joy of Christmas.

Specific:

The children will be able to

- A. know that prayer is our contact with God.
- B. learn to be good in order to receive blessing.
- C. understand that helping others is a christian virtue.

Bible Verse

"Blessed art thou among Women."

(Luke 1:28)

Teaching Aids

(1) Act:

- a. Make two wings, let one of the boys dress them.
- b. Choose one of the girls to act as St. Mary.
- c. Servant tells the story while children acting.

(2) Video Cassette.

Instruction

- (1) Review last week's lesson.
- (2) Who remembers the verse?
- (3) Remind the children about the church occasions for the coming week.
- (4) Let the children feel the happiness and joy of the annunciation, let them feel happy to wait for

Jesus's birth.

(5) You may start making the manger. You need carton box, hay, and figures: Baby Jesus, St. Mary, Joseph, some animals.

Story Time

A long time ago, there was a young girl, her name was Mary. She had been promised in marriage to a man named Joseph, she lived in a town called Nazareth. One day something unusual happened to her while she was praying, She saw a bright light and then Archangel Gabriel appeared to her and told her, "rejoice, be happy, God is with you."

St. Mary was a little afraid, she asked the angel what did this mean, "why do you tell me these strange things?" The angel said, "Mary don not be afraid, God is very pleased with you and you are going to have a baby boy and his name will be called Jesus."

St. Mary was surprised to hear these words and she asked, "How can this be?" and the angel told her Jesus will be a holy baby, he is the son of God. The angel also told her good news about her cousin Elizabeth, she was very old and also was pregnant with a baby that she wanted for a long time. St. Mary told the angel, "I am God's servant. May everything happen as what God wants." After that the angel left her and she was very happy.

St. Mary knew that her cousin Elizabeth is an old woman, and she never had children before and she will need help. She could not wait, she hurried to visit her cousin Elizabeth who was staying in a town in the hills. When Elizabeth saw her coming she was very happy and she was suddenly filled with the Holy Spirit. She ran to welcome Mary and told her: "you Are blessed among women you are the mother of our Lord. When you greeted me just now, my child leaped for joy inside me. How important it is for a woman to believe in God, for you and I are proof that God can make wonderful things happen!"

Discussion

- 1 - Follow up the story by talking about it with the children.
- 2 - Continue the discussion while they do the activity.

Learning Activities

Activity Sheet.

Lesson No. (18)

Angels and Shepherds

Angels' Hymn

References

Matthew 1, Luke 2:8-14.

Notes for Servants

Jesus came to the world for you and me.

- ★ Did you think, how much it cost Him?
- ★ Did you know that He had to leave His glory in heaven to save human beings from death.
- ★ Do you accept him as your Saviour and Redeemer, and are you joyful when you remember His coming?

Objectives

General: children to be joyful to celebrate Christmas.

Specific:

The children will be able to ...

- A. understand that Christmas means that God came to save us.
- B. share with others what we have.
- C. learn the meaning of the angel song "Glory ..."

Bible Verse

**"Glory to God in the highest and on earth peace,
goodwill towards men."**

(Luke 2:14)

Teaching Aids

1. Felt figure and flannel board.
2. Video.

Instruction

- (1) Review last week's lesson.
- (2) Who remembers the verse?
- (3) Remind the children about the church occasions for the coming week.

Story Time

About two thousands years ago, the Roman Emperor Augustine wanted to count all his people, so he ordered every person to register in his home town. All people obeyed his order, and one of them was a man named Joseph and his fiancée Mary who came from Nazareth All the way to Bethlehem.

When Joseph and Mary arrived in Bethlehem, they were very tired and could not find a place in the inn the town was full of outsiders from everywhere. Yet, the inn's owner looked at the Mary's face and noticed how tired she was. He wanted to help them so he led them to the stables - a lowly place wormed by the breathing of cows and the smell of straw. Here the little baby Jesus was born. His mother wrapped him in swaddled clothes and laid him in a manger because there was no room for them in the inn.

There were shepherds in the same country, abiding in the field, keeping watch over their flock by night. In the middle of the night, something strange happened. They heard beautiful voices and they heard the song : "Glory to God in the highest and on earth peace, goodwill towards men." And the angel of the lord came upon them and told them, "for unto you is born this day in the city of David a Saviour, which is Christ the Lord." The shepherds went to Bethlehem and found Mary, Joseph and the baby laying in a manger. When they had seen the Baby they told other people and then went back to their flocks.

Discussion

- 1 - Follow up the story by talking about it with the children.
- 2 - Continue the discussion while they do the activity.

Learning Activities

Activity Sheet.

Lesson No. (19)

The Sermon on the Mount

References

Matthew 5.

Notes for Servants

- ★ The sermon on the mount is considered the law of Christianity and the way to heaven.
- ★ Did you really practice it in your life? Did you practice humility? Did you try to be a meek and loving person.
- ★ It is Good to serve God, but we must practice what we teach because we will be judged by it.

Objectives

General: Children to learn the practical Christian life.

Specific:

The children will be able to

- A. learn about the roles for Christian life.
- B. explain what they can do when they face problems with others.
- C. memorize this part and practise it.

Bible Verse

**" Blessed are they which do hunger and thirst after righteousness:
for they shall be filled."**

(Matthew 5:6)

Teaching Aids

None.

Instruction

- (1) Review last week's lesson.
- (2) Who remembers the verse?
- (3) Remind the children about the church occasions for the coming week.
- (4) Explain the Meaning of every verse, and give examples for saints who lived this life.
- (5) Give children practical application for their life at school or neighbourhood.

Story Time

One day people were following Jesus, so he took them to a mountain and started to teach them the proper christian life, saying:

Blessed are the poor in spirit: for theirs is the kingdom of heaven.

(The humble)

Blessed are they that mourn: for they shall be comforted.

(Those the sin make them sad and they repent)

Blessed are the meek: for they shall inherit the earth.

(The quit and peaceful)

Blessed are they which do hunger and thirst after righteousness: for they shall be filled.

(Those who wanted to do good all the time)

Blessed are the merciful: for they shall obtain mercy.

(Those who have mercy on others and forgive them)

Blessed are the pure in heart: for they shall see God.

(Those who never think bad about others)

Blessed are the peacemakers: for they shall be called the children of God.

(Those who always reconcile people and make peace between them)

Blessed are they which are persecuted for righteousness' sake: for theirs is the kingdom of heaven.

Blessed are ye, when men shall revile you, and persecute you, and shall say all manner of evil against you falsely, for my sake.

Rejoice, and be exceedingly glad: for great is your reward in heaven: for so persecuted they the prophets which were before you.

Ye are the salt of the earth: but if the salt have lost his savour, wherewith shall it be salted? it is thenceforth good for nothing, but to be cast out, and to be trodden under foot of men.

Ye are the light of the world. A city that is set on an hill cannot be hid. Neither do men light a candle, and put it under a bushel, but on a candlestick; and it giveth light unto all that are in the house. Let your light so shine before men, that they may see your good works, and glorify your Father which is in heaven.

Discussion

- 1 - Follow up the story by talking about it with the children.
- 2 - Continue the discussion while they do the activity.

Learning Activities

Activity Sheet.

Lesson No. (20)

Theophany

References

Matthew 3:13-17, Mark 1:9:11, Luke 3:21-22.

Notes for Servants

- ★ Through baptism, we obtain salvation, purification, justification, death of our old man, renewal, and membership in the body of Christ.
- ★ You were buried with Christ in baptism, then you cannot take off your new spiritual body to put on the body of sin again.
- ★ Think how Jesus was meek to let John baptize him. Do you humble yourself before God who told us to learn from Him whom is meek and humble?

Objectives

General: Teach the children that the baptism is the new birth

Specific:

The children will be able to

- A. know that after baptism we become members in the body of Christ.
- B. learn that baptism opens for us the gate of heaven.
- C. keep confessing their sins, to stay in the body of Christ.

Bible Verse

"This is my beloved Son, in whom I am well pleased"

(Matthew 3:17)

Teaching Aids

1. Felt figure and flannel board.
2. Video.
3. The picture of John baptizing Jesus.

Instruction

- (1) Review last week's lesson.
- (2) Who remembers the verse?
- (3) Remind the children about the church occasions for the coming week.

Story Time

God sent John the Baptist to prepare the people of Israel for the coming of their Lord Jesus Christ. John was baptizing at the river Jordan and saying, "repent ye, for the kingdom of heaven is at hand." People came to him repenting and confessing their sins, after that John baptised them in the river by immersion in water.

- ★ Emphasize that baptism by immersion the person in the water, do not mention the difference with other dominations.

Jesus came to John to be baptized, but John prevented him saying, "I have need to be baptized by you, and you come to me?" Jesus answered saying, "allow it now because we should fulfil all righteousness."

Jesus was baptized by immersion and when He came out of the water, the heavens were opened and the spirit of God descended like a dove upon him and a voice from heaven said, "this is my beloved son, in whom I am well pleased."

- ★ Explain to the children why this feast is called "The Revelation of God" because the Trinity of God was manifested : God The Son is in the water, God The Holy Spirit coming down as a dove, and the voice of God The Father is heard.
- ★ Advise the children to attend a baptismal service, observe how it is done and participate in it.

Discussion

- 1 - Follow up the story by talking about it with the children.
- 2 - Continue the discussion while they do the activity.

Learning Activities

Activity Sheet.

Samson, a Nazirite to God

References

Judges 13-16.

Notes for Servants

- ★ Samson's mother was barren and the Lord gave her ability to give birth to a child.....This stands for the fruitless soul which becomes fruitful between the hands of the Lord, both in life and in service.
- ★ Manoah was a symbol of simplicity. When he knew that the angel appeared to his wife, he prayed asking for the angel to appear to him to teach him what to do.
- ★ When he realised that it was the Lord that appeared to him he was afraid he might die.

Objectives

General: To recognize the potentialities of the great power of God in our life.

Specific:

The children will be able to

- A. know the meaning of Nazirite to God.
- B. understand that humility and simplicity is the way to God.
- C. learn about some of God's gifts to us.

Bible Verse

"Out of the eater came something to eat?"

(Judges 14:14)

Teaching Aids

Video.

Instruction

- (1) Review last week's lesson.
- (2) Who remembers the verse?
- (3) Remind the children about the church occasions for the coming week.
- (4) Make the stages of the lesson clear in your mind and be involved in them.
- (5) Emphasize the following feelings: the humility of these people, the woman's amazement at seeing the angel, how Manoah and his wife were afraid of the lion, Samson's courage, their joy when the lion was killed, how they thanked God for the food that came out of the lion's belly.
- (6) Make the story lively when you present it. Let the children act it.

Story Time

There was a pious man called Manoah. He was married but had no children. While his wife was praying to the Lord to give her a son, the place was suddenly filled with light. She was deeply disturbed when the angel of the Lord appeared to her and said, "Peace be to you...You will be pregnant and will give birth to a son. This son of yours will deliver the people of God from the hands of the Philistines."

The angel disappeared and Manoah's wife came to herself. She ran to her husband in the field. The husband wondered what made his wife come to him, he was worried and said, "Is it well with you?" She said, "It is well, the angel of God appeared to me and she told him what the angel said. The man was amazed. He paused for a while then he said to his wife: "Let us kneel down and pray." "O Lord, Let the man of God that you sent come back to us and tell us what we must do with the boy when he is born. O Lord we thank you because you will give us a son. We are confident of the truth of your words, Amen." + What is the name of the man? Why was his wife praying? What did the angel speak to her about? Why did Manoah pray?

One day, Manoah was in the field, and his wife was at another place caring for cows and milking them. Suddenly she saw the angel standing near her. She ran to call her husband...Come quickly...The angel has come...The man went quickly with her. They bowed to him and asked him what to do with this child.

Nine months later, Samson was born. They brought him up in the fear of God and taught him how to pray and how to read. In fact Samson was dedicated to God as a Nazarite - that is why the Lord gave him a brave heart and wonderful powers. One day he was walking with his parent in a place full of grapes. Suddenly a lion appeared to them and it was roaring, Manoah was afraid and his wife was afraid. Samson said to them, "The Lord will fight for you, do not be afraid. He ran to the lion and got hold of its head...Manoah was anxious about his son Samson...His wife screamed...Keep away from the lion, O Lord help us. Samson managed to get hold of the lion's jaws. The lion made a vain attempt to devour Samson but could not...Samson cried "The Lord fights for you" O Lord, help me to kill this lion...He was able to separate the jaws and destroy the mouth of the lion. The lion fell dead and Samson threw it to the ground. Manoah and his wife were amazed at the great power of Samson. They all knelt down and thanked God. They went their way then they came back safely. What is that? The lion was still on the ground. What is there in its belly? Many bees bringing out honey. Samson stretched out his hand and took some honey. They all ate honey and Samson said, "**Out of the eater came something to eat.**" And the Lord made Samson rescue his people from their enemies.

+ What is the name of the enemies of the people of God in the days of Samson?

+ What does this statement mean, "**Out of the eater came something to eat?**"

Discussion

- 1 - Follow up the story by talking about it with the children.
- 2 - Continue the discussion while they do the activity.

Learning Activities

Activity Sheet.

David Killed a Lion and a Bear

References

1 Samuel 17.

Notes for Servants

- ★ When David said the event of killing the lion and the bear, all the glory to God because without God's help, he could not win this battle. May be David saw many similar battles this is why his faith became stronger by practice, exactly like his muscles. By this way God trained him for the greatest battle. Do not imagine that great events makes a champion.
- ★ Victory does not exist except with the power of God and full dependence on him.

Objectives

General: To recognize the potentialities of the great power of God in our life.

Specific:

The children will be able to

- A. know that God help his people to overcome all problems, and have victory over the devil power.
- B. understand that humility and simplicity is the way to God.
- C. learn about some of God's gifts to us.

Bible Verse

"The Lord is my shepherd, I shall not want."

Psalm 23:1

Teaching Aids

1. Felt figure and flannel board.
2. Video.

Instruction

- (1) Review last week's lesson.
- (2) Who remembers the verse?
- (3) Remind the children about the church occasions for the coming week.

Story Time

David was a young happy shepherd, he always takes care of his father's sheep at Bethlehem. David was wearing a nice coloured cloth and carrying a rod in his hand so that if one of the sheep go far away he use it to bring the sheep back. He also, carry a sling and a lot of smooth stones in a small pocket.

David was a brave young man because he loved God very much and he knew that God is with him all the time. David had a small flute, he played it with a nice piece of music about God, listening to the birds and to the winds and says; who created the sky. While he was looking after the sheep he always sing praising God. His famous song was “The Lord is my shepherd.”

One day while David kept his father's sheep, and there came a lion, and a bear, and took a lamb from the flock. David went out after them and killed them both, and save the lamb out of their mouth. David slew both the lion and the bear because God was with him and protected him.

Discussion

- 1 - Follow up the story by talking about it with the children.
- 2 - Continue the discussion while they do the activity.

Learning Activities

Activity Sheet.

Lesson No. (23)

Jonah The Ran away Prophet

References

The Book of Jonah.

Notes for Servants

- ★ Remember that our work is to serve the Lord. We should do His work His way not our way, as He direct us not as we pleased.
- ★ Our service should be in total obedience to God's commandment.
- ★ Let us repeat David's words, "Open my eyes that I may behold wondrous things out thy law." May the Lord give us that simple eye with which we can observe the Lord's commandments all the time.

Objectives

General: God's love and His care for us.

Specific:

The children will be able to ...

- A. Understand that God loves all people even the sinners and want everyone to be good.
- B. Know that God loves everyone of them even when they behave bad and want them to confess and be good again.
- C. Obey God by obeying their parent, Abouna and their Sunday School teachers.

Bible Verse

“As I have loved you, that ye also love one another.”

(John 13:34)

Teaching Aids

None.

Instruction

- (1) Review last week's lesson.
- (2) Who remembers the verse?
- (3) Remind the children about the church occasions for the coming week.

Story Time

Long ago there was a prophet whose name was Jonah. God told Jonah to preach to a great city called Nineveh. Jonah did not want to go. Instead, he went to the sea and tried to runaway by getting on a ship that was sailing far away from Nineveh. But God was watching him.

As the ship was sailing along, God sent a violent storm. The ship was about to break into pieces. The sailors threw out all of the goods to make the ship lighter, but the storm grew worse. Then every sailor prayed to his god for help. Still the storm kept on. All this time Jonah was sleeping down below in the ship. The captain came to him and said: "How can you sleep? Get up and call on your god! Maybe he will take notice of us, and we will not perish."

The sailors thought that someone on the ship might have done a great wrong. They cast lots to find out who it could be, and the lot fell on Jonah. Now Jonah had to tell them what he had done. He told them, "Pick me up and throw me into the sea, and it will become calm." The sailors did not want to do this, but the storm grew worse. At last they took Jonah and threw him into the sea. Then the wind stopped blowing right away. When the sailors saw they feared the God of Jonah and offered sacrifices to Him.

God did not forget about Jonah. He sent a big fish to where Jonah was thrown into the sea, and this fish swallowed Jonah whole. For three days and three nights Jonah was in this fish. There he thought about his sins and began to pray to God. Then God spoke to the fish, and the fish came near the shore and spit Jonah up on dry land.

Once more God told Jonah to go to Nineveh. This time Jonah went. Nineveh was a very big city, and its people were very wicked. When Jonah came into the city, he began to preach. "Forty more days and Nineveh will be overturned," he said. The people and the king believed Jonah's message was from God and were sorry for having sinned. They prayed to the God of Jonah and brought sacrifices, hoping that He would have mercy on them. When God saw what they did and how they turned from their evil ways, He had compassion and did not bring upon them the destruction He had threatened.

Discussion

- 1 - Follow up the story by talking about it with the children.
- 2 - Continue the discussion while they do the activity.

Learning Activities

Activity Sheet.

David and Goliath

References

1 Samuel 17.

Notes for Servants

- ★ We should learn from David, he could not save his people by weapons, swords or slings, but only by depending completely on God.
- ★ David could conquer Goliath with a small slingshot only with God's power and care. Thus you can defeat and conquer all your enemies using very simple things.

Objectives

General: To recognize the potentialities of the great power of God in our life.

Specific:

The children will be able to

- A. know the meaning of Nazarite to God.
- B. understand that humility and simplicity is the way to God.
- C. learn about some of God's gifts to us.

Bible Verse

**"Thou comest to me with a sword and a spear and with a shield,
but I come to thee in the name of the Lord of hosts."**

1 Samuel 17:45

Teaching Aids

1. Felt figure and flannel board.
2. Video.

Instruction

- (1) Review last week's lesson.
- (2) Who remembers the verse?
- (3) Remind the children about the church occasions for the coming week.

Story Time

Saul got ready and gathered his men for war against the Philistine. Days passed and no one from either side dare to invade the other. Until one day, a champion went out of the camp of the Philistine, named Goliath. He had a helmet of brass, and was wearing a shield, and he had greaves of brass upon his legs and a target of brass between his shoulders. He was carrying a great spear and one man bearing a shield went before him. He stood and cried to the army of Saul's, "who dares to fight and kill me? Choose your man and let him come down to me, if he is able to kill me, than we'll be your servants, but if I kill him you all will be our servants. This was for about 40 days, and no one from Saul's men dared to challenge with this champion. What then?

One day David went out from the field to see his brothers, he left the sheep with a keeper. He took some food with him. He was eager to hear any good and comforting news about the army because he loved his country very much. He saw and heard how bad this philistine champion talked to Saul's army and also he started to laugh at them and also at God, but David was not afraid like the others. Although the king promised his people that whoever would kill this champion he will let him marry his daughter and he will also relieve him of any taxes. Also he will give him a lot of money. David asked, "who is that agnostic Philistine who dares to make a joke of God." All the soldiers gathered around David, the very brave boy. His brothers heard him and asked him, "why did you come? and how come you left the sheep alone in the field?", in a very polite way, David answered his brothers. "Father was worried about you and he sent me to bring food.."

One soldier ran to Saul and told him there is a youth in the camp who is not afraid at all from this champion. Saul ordered them to bring him. David came and stood before the king, he said to him, "let no man's heart fail because of this Philistine champion." King Saul asked, "What are you?", and David answered, "I am a shepherd." The King said, "you'll not be able to fight this champion because you're just a young youth and he was trained to be a fighter. David answered the king, "I'm sure of God's power. God is stronger than any champion. King Saul said, "go and the Lord be with you," and he asked him to wear the war uniform, but when he put it on he couldn't move so he had to take it off. David walked in the valley and picked some stones and put them in a shepherd's bag and his sling was in his hand and he drew near to the Philistine. When Goliath looked about and saw David he said, "I'll give your flesh to the fowls of the air and the beasts of the field." David said, "you come to me with a sword, with a shield, and with a spear but I come to you in the name of the Lord. This day the Lord will deliver you into my hands and I'll smite you and take your head from you to let all the people know that there is only one God in Israel.

David put his hand in his bag and took a smooth stone and slung it and smote the Philistine but there was no sword in his hand. He ran and stood upon the Philistine and took his sword and cut off his head. When the Philistine people saw their champion was dead, they fled. God's people followed them to the valley, killed and took everything that belonged to them , and they saw how God saved his people by David's arm. David took Goliath's head and weapons to Jerusalem.

Discussion

- 1 - Follow up the story by talking about it with the children.
- 2 - Continue the discussion while they do the activity.

Learning Activities

Activity Sheet.

Lesson No. (25)

Elijah Pray to Hold the Rain

References

1 King 16:29-17:7.

Notes for Servants

- ★ Elijah, was a man like us, he prayed fervently that it might not rain, and it did not rain. then he prayed to rain and the heave gave rain.
- ★ the prayer of righteous man/woman has great effect and power.
- ★ Does your prayer have the same effect and power? If you give yourself to him totally he will give you.

Objectives

General: The Lord answer the prayers of the saints.

Specific:

The children will be able to

- A. Sense the power of the prayer.
- B. Feel how does God takes care of his people.
- C. Understand that prayers is the communication with our creator.

Bible Verse

"Hear me, O Lord, hear me."

(1 King 18:37)

Teaching Aids

Video.

Introduction

- (1) Review last week's lesson.
- (2) Who remembers the verse?
- (3) Remind the children about the church occasions for the coming week.

Story Time

King Ahab did wrong and acted wickedly more than all the kings before him. His wife Jezebel was the daughter of a pagan king. She brought her idols with her and built a great temple for the idols. Jezebel ruled with Ahab and brought him under her control and ordered all the people to kneel down before Baal. She killed all those who refused to worship it. Elijah was one of the true men of God. He did not worship the idols but he always prayed to God and used to say, "O Lord reveal yourself to those wicked people."

Elijah was filled with courage and asked the guards to let him enter the palace as he decided to meet the king. He met the king and said to him, "The Lord the God of Israel lives." Ahab was furious, there would be no rain therefore there would be no sowing, nor reaping. That there would be no food there would be a severe famine.

Ahab's men knew that Elijah was a prophet by his clothes. But how was this prophet saved? Surely Jezebel would kill him. Ahab did not believe Elijah's words. Days passed, the sun rose daily as usual but it was very hot. The land became dry, the plants were dry, and people waited for the dew of the night but there was neither dew nor rain.

Animals did not find food to eat, the crops that belonged to the poor and the rich went bad and were damaged in the fields, there was famine. People thought that if they worshipped the idol and offered it their prayers and sacrifices, rain would fall. They offered prayers and sacrifices. "O idol listen to our prayers," but rain did not fall.

We know who listens to our prayers and to whom we should pray? People began to suspect the power of the idol. Then these stones are not gods because they do not hear us. King Ahab and his wife were angry. They asked, "Where is the man that has brought this horrible message and prevented the rain from falling? Search for him, compel him to change his mind and if he refuses, kill him." He said these words to his men. They searched for Elijah everywhere but he could not find him because the Lord said to Elijah, "Hide yourself from the king and the queen."

Discussion

- 1 - Follow up the story by talking about it with the children.
- 2 - Continue the discussion while they do the activity.

Learning Activities

Activity Sheet.

Lesson No. (26)

Elijah

(And the Prophets of Baal)

References

1 King 18.

Notes for Servants

- ★ Elijah's service was short but was fruitful and very effective, that because his life was a continues prayer in faith.
- ★ Notice Elijah's power combined with humility in witnessing for the truth.
- ★ We should not worry about any thing when we see how could God take care of Elijah with unusual means such as the Raven and the widow.

Objectives

General: The Lord answer the prayers of the saints.

Specific:

The children will be able to

- A. Sense the power of the prayer.
- B. Feel how does God takes care of his people.
- C. Understand that prayers is the communication with our creator.

Bible Verse

"Hear me, O Lord, hear me."

(1 King 18:37)

Teaching Aids

Video

Introduction

- (1) Review last week's lesson.
- (2) Who remembers the verse?
- (3) Remind the children about the church occasions for the coming week.

Story Time

Three years passed with no rain, no crops, and many died from hunger. Where is Elijah? Ahab and Jezebel looked for him everywhere in vain. Finally Ahab decided to look for water by himself. He took with him one of his ministers named Obadiah who feared the Lord greatly. Ahab went one way and

Obadiah went the other way. But no water was found. On his way Obadiah saw Elijah and asked him where he is going. Elijah answered that God has ordered him to go to Ahab and he must obey.

When Ahab heard that Elijah was coming, he rejoiced because he intended to kill him but Elijah told him send and gather all Israel unto mount Carmel, and the prophets of Baal. So Ahab sent to all the children of Israel, and gathered the prophets together unto mount Carmel. Elijah came to all the people, and said, if the Lord be God, follow him: but if Baal, then follow him.

Then said Elijah to the people, I only, remain a prophet of the Lord; but Baal's prophet are four hundred and fifty men. Let them therefore give us two bullocks; and let them choose one bullock for themselves, and cut it in pieces, and lay it on wood, and put no fire under: and I will dress the other bullock, and lay it on wood, and put no fire under, and call you on the name of your gods, and I will call on the name of the Lord: and the God that answer by fire, let him be God. And all the people answered and said, It is well spoken.

Elijah let the prophets of Baal to choose one bullock, and dress it first; and call on the name of their gods. And they did, and called on the name of Baal from morning until noon, saying, O Baal, hear us. But there was no voice, nor any that answered. And they leaped upon the altar which was made.

At noon, Elijah mocked them, and said, Cry aloud: for he is a god; either he is talking, or he is pursuing, or he is in a journey, or may be sleeping, and need to wake him.

Elijah told to all the people to come near him and he repaired the altar of the Lord that was broken down. Elijah took twelve stones, according to the number of the tribes of the sons of Jacob. And with the stones he built an altar in the name of the Lord, he put the wood in order, and cut the bullock in pieces, and laid him on the wood, and said, Fill four barrels with water, and pour it on the burnt sacrifice, and on the wood three times and the water ran round about the altar. It came to pass at the time of the offering of the evening sacrifice, that Elijah the prophet came near, and said, Lord God of Abraham, Isaac, and of Israel, let it be known this day that Thou art God in Israel, and that I am thy servant, and that I have done all these things at Thy word. Hear me, O Lord, hear me, that this people may know that thou art the Lord God, and that thou hast turned their heart back again. Then the fire of the Lord fell, and consumed the burnt sacrifice, and the wood, and the stones, and the dust, and licked up the water that was around the altar. And when all the people saw it, they fell on their faces: and they said, 'The Lord, He is God; the Lord, He is God.' And Elijah said unto Ahab, 'Get thee up, eat and drink; for there is a sound of abundance of rain.' So Ahab went up to eat and to drink. And Elijah went up to the top of Carmel; and said to his servant, 'Go up now, look toward the sea.' And he went up, and looked, and said, 'There is nothing.' Elijah said, 'Go again seven times.' And it came to pass at the seventh time, that he said, Behold, there arise a little cloud out of the sea, like a man's hand. And he said, 'Go up, say unto Ahab, Prepare thy chariot, and get thee down, that the rain stop thee not.' And it came to pass in the mean while, that the heaven was black with clouds and wind, and there was a great rain.

Discussion

- 1 - Follow up the story by talking about it with the children.
- 2 - Continue the discussion while they do the activity.

Learning Activities

Activity Sheet.

Lesson No. (27)

Peter And John

Their Courage in witnessing Jesus Christ

References

Acts 4.

Notes for Servants

★ Beloved servant. Do follow the apostles path in witnessing Christ by our words, and our works.

Objectives

General: The Christian Courage.

Specific:

The children will be able to

- A. learn to steadfast in their believe in their schools and among their friends
- B. answer others about their believe.
- C. accept bad treatment because of their witness.

Bible Verse

“For we cannot but speak the things which we have seen and heard.”

(Acts 4:20)

Teaching Aids

1. Felt figure and flannel board.
2. Video.

Introduction

- (1) Review last week's lesson.
- (2) Who remembers the verse?
- (3) Remind the children about the church occasions for the coming week.

Story Time

One day, about 3 p.m., Peter and John went to the alter (temple), and on their way at the gate they met a very poor man asking for help. This man was born crippled. When he saw the two disciples he extended his hand towards them asking and hoping getting something. Peter and John did not have any money to give to this man. The only thing they have the power of healing (that God gave it to them). Peter looked at the man and said to him: I have nothing to give to you but in the name of Jesus Christ, The Nazarus....I said to you: Stand and walk, and he held the hand of the crippled man and helped him to stand. At once (on the spot) the legs of this man became stronger and this was the first time-since he was born, he could walk. The man was very happy and expressed his happiness by jumping. He did not want to leave Peter and John but he stick with them and entered the temple with them, he was shouting in a very happy way, worshipping God because of what he did with him.

Now all the people knew the miracle of healing and every one saw the man (the healed man) asking him how could he have been healed? A great multitude of people gather around Peter, John and the man, then Peter started preaching to let them become Christians. While they were talking with the people, some people came and caught them and put them in custody (prison) or jail till next day. They thought that if they let them stay in prison for only one day, this will make them stop preaching. Next day in the morning, the elders and the bosses gathered to judge Peter and John. In a very courageous way, Peter and John admitted that are Christians and they healed this man by the name of Jesus Christ, the Nazarus whom they did kill and crucify, but in the third day He rose from death, and without him no one can be saved. The bosses were amazed and astonished.

They started asking each other, what were their jobs? They were fishermen, from where these very simple men got this courage? What shall we do with them? We have to stop them preaching because the people love them, and what shall we do with crippled man that they healed him? He still stands with them as a proof for the miracle. We have to threaten them. They ordered Peter and John not to talk any more about Jesus Christ. Of course, the disciples did not agree and because they did not want disobeying God's commandments. They told them we have talked about what we have heard and what we have seen. God be with us and we are not afraid from your threaten. Although the bosses were upset from Peter's and John's words, they let them go because they were scared from the people. When Peter and John met the rest of the disciples they told them about what had happened with them. They prayed together to God to give them to preach and talk about God in front of every one.

Discussion

- 1 - Follow up the story by talking about it with the children.
- 2 - Continue the discussion while they do the activity.

Learning Activities

Activity Page.

Lesson No. (28)

The Discovery of the Cross

by Empress Helene

References

The Sinaxarium.

Notes for Servants

- ★ Does the cross have a place in your heart?
- ★ Does the cross give you cordial inner comfort and satisfaction for your soul?
- ★ Do you believe that the cross is the cause of your satisfaction and the forgiveness of your sins as the blood of Christ that cleanses us from all sins was poured on it?
- ★ Do you pray to the beloved God who took flesh, became man and was crucified for you and in this your spiritual power will increase so long as you pray to Him? Repeat this statement many times - "My beloved Crucified Lord, have mercy on me."

Objectives

General: Our importance of the cross.

Specific:

The children will be able to

- A. proud of the Cross as symbol for salvation.
- B. explain why should we wear or carry cross all the time.
- C. understand why should we hold fast to the cross.

Bible Verse

"I should glory, save in the cross of our Lord Jesus Christ."

(Galatians 6:14)

Teaching Aids

Felt figure and flannel board.

Instruction

(1) Review last week's lesson.

(2) Who remembers the verse?

(3) Remind the children about the church occasions for the coming week.

(4) On 10th of Paramhat (19th of March) of every year, we celebrate The Feast of the Cross, on which we commemorate the discovery of the glorious Cross of Jesus Christ, our Lord. Because this feast always fall in the Lent, the church celebrate the Feast of the Cross on 17th of Tute (27th of September) in which the church of the holy Cross was consecrated.

Story Time

The Lord arranged that the persecution of the Christians would come to an end by the hands of King Constantine who worked for the good of the church. He gave his mother a great amount of money and sent her to the Holy Land to build churches and monasteries.

Queen Helene was 80 years old when she went to Jerusalem to search for the Cross upon which Christ was crucified. At first, she failed to find it. But she knew that the Jews had put a hill of dust on the place where Christ's tomb was, and that they had built a pagan temple on it. She gave orders that the temple should be destroyed and the hill be removed.

During digging, they found the tomb of the Saviour and three crosses and some nails near it. They brought a sick woman who suffered from a dangerous disease for a long time and put the cross on her, but she was not healed. They put the other cross on her, but she did not recover. But when they put the third cross on her, she was healed at once. When they put the same cross on a dead body of a man, he was brought back to life. In this way, Queen Helene could recognize the Lord Christ's cross and she was very pleased to discover it. She built a church there and that day on which she discovered the cross became a feast in the church. That was in the 4th century.

Discussion

1 - Follow up the story by talking about it with the children.

2 - Continue the discussion while they do the activity.

Learning Activities

Activity Sheet.

Lesson No. (29)

John Defends the law

References

Matthew 14.

Notes for Servants

- ★ Do you feel that you want to defend the truth in your life? Many hearts contain lower dark rooms, where conscience is confined.
- ★ Some people's outside appearance expresses joy but their inner hearts are full of anxiety. Examine yourself, make sure that inside you have true joy which appears outside and fills all whom are around you with gladness.

Objectives

General: Courage in declaring the truth.

Specific:

The children will be able to

- A. defend what they believe in no matter what.
- B. understand that they have to apply the truth on themselves first.
- C. know that God support us when we fight for him.

Bible Verse

"It is not lawful for thee to have thy brother's wife."

(Mark 6:18)

Teaching Aids

Felt figure and flannel board.

Instruction

- (1) Review last week's lesson.
- (2) Who remembers the verse?
- (3) Remind the children about the church occasions for the coming week.

Story Time

King Herod who killed the children of Bethlehem, when he knew of the birth of the Lord Jesus, died. He had a son named Herod. One day John went to him and said: You are committing sin with your sister Herodias, the wife of your brother Philip when he was alive. This is the commandment of God, It is not lawful for you to have your brother's wife.

John was very brave like Moses, Elijah and the Lord Jesus.

Herod heard him and was afraid of him because, John was a holy man. he said to him: "Your courage pleases me. I would like to see you again." Herodias encouraged Herod not to leave her and according to her mother's suggestion, he sent John into prison.

Herod wanted to kill John but he dared not do that as John was loved and respected by people who considered him a saint Herod intended to set John free to rescue himself from the Lord's punishment and anger. But Herodias was a wicked woman who feared neither God nor man - She always refused to let Herod set John free - She made fun of Herod's fear of the Lord's punishment Thus John remained in prison - John prayed inside the prison and he grieved, anyway he had told the truth. His disciples visited him and told him the good news specially what they heard about Jesus. At that time Jesus was performing miraculous . He knew that John was in prison and that he would die as a martyr and he would take a heavenly crown. We know that John is now in heaven putting on the crown of martyrdom.

Discussion

- 1 - Follow up the story by talking about it with the children.
- 2 - Continue the discussion while they do the activity.

Learning Activities

Activity Sheet.

Lesson No. (30)

Review

References

Lesson 21 to 29.

Notes for Servants

- ★ Review your spiritual life, prayers, fasting, spiritual readings, confession, and communion.
- ★ Review your service in relation with preparing the lessons, your relationship with your students and reaching out for them when they do not come to the Sunday School.

Objectives

General: Review and emphasize the main theme for this period which is:

God give His people power.

Bible Verse

Review memorizing all the verses.

Teaching Aids

Prepare all the teaching aids to review as many as possible of the previous lessons.

LESSON

- (1) Name the lesson to review, using the teaching aid as help.
- (2) Ask questions and let the children answer or answer it yourself as part of the review.
- (3) Make sure that the children have gained a spiritual growth from the lesson, example, virtue such as defending the faith.
- (4) Repeat the same steps with every lesson that you will be able to review based on the available time.
- (5) Remember that we review the spiritual gain for the children more than testing their knowledge.

Learning Activities

Activity Sheet.

Lesson No. (31)

The Lord Rebukes the Scribes and Pharisees

References

Mark 7:1-23.

Notes for Servants

- ★ "In the world you have tribulations, but be of good cheer; I have overcome the world." (John 16:23).
- ★ "The kings of the earth set themselves, and the rulers take counsel together, against the Lord and His anointed." (Psalm 2:2)
- ★ "We are more than conquerors through Him who loved us." (Romans 8:37)

Objectives

General: Reading the Holy Bible.

Specific:

The children will be able to

- A. understand it is important for us to read regularly in the Bible.
- B. learn that Jesus wants us to understand the Holy Scriptures and apply them to our lives correctly.
- C. have spiritual guidance to make sure that they follow the Bible teaching.

Bible Verse

" And if any man have ears to hear, let him hear. "

(Mark 7:16)

Teaching Aids

Felt figure and flannel board.

Instruction

- (1) Review last week's lesson.
- (2) Who remembers the verse?
- (3) Remind the children about the church occasions for the coming week.
- (4) Teacher should prepare the appropriate questions to emphasize the objectives during the lesson.

Story Time

The Servant sees that each pupil has a copy of the Gospel of St. Mark. The Servant reads a part and then asks the pupils to read. He Explain every verse and ask questions at the end of the reading. Here are some suggested questions:

- 1) With whom was Jesus speaking?
- 2) Did those people love Jesus?
- 3) What does the statement "unclean hands" mean?
- 4) Mention the things that the scribes and Pharisees strictly kept.
- 5) Why did the scribes and Pharisees hate Jesus?
- 6) Complete the following verse: Honour...
- 7) Let us say together: And if any man have ... What does this verse mean?
- 8) What should you do if you sin?
- 9) Who reads the Absolution for you?
- 10) Who received communion last week? The Servant encourages the pupils.
- 11) What did the Jews do with Christ then?
- 12) Why did Christ accept to be insulted and crucified?
- 13) Do you know that if you commit a sin, you put a new thorn on the head of Christ?
- 14) Do you love the Lord Jesus with all your heart?
- 15) What should you do to prove that you love Jesus?
- 16) Does Jesus love sinners and sin?

Discussion

- 1 - Follow up the story by talking about it with the children.
- 2 - Continue the discussion while they do the activity.

Learning Activities

Activity Sheet.

Lesson No. (32)

Thine Is The Power

References

Matthew 27

With Christ in his passions, death and Resurrection.

Notes for Servants

- ★ "Like a lamb that is led to the slaughter, and like a sheep that before its shearers is dumb, so he opened not his mouth.
- ★ In his humiliation justice was denied him, who can describe his generation. He was wounded for our transgressions he was bruised for our iniquities: upon him was the chastisement that made us whole, and with his stripes we are healed."

Objectives

General: The passions of Christ cleanse us.

Specific:

The children will be able to ...

- A. tell what we remember on Easter Sunday.
- B. explain what happened to Jesus after he died.
- C. express their joy that Jesus is alive.

Bible Verse

**"Jesus said unto him, Verily I say unto thee,
To day shalt thou be with me in paradise."**

(Luke 23:43)

Teaching Aids

Some aids such as the pictures which represent the Lord Jesus with a crown of thorns on his head, or icon of the Lord crucified between two robbers should be used.

Instruction

- (1) Review last week's lesson.
- (2) Who remembers the verse?
- (3) Remind the children about the church occasions for the coming week.
- (4) This is one of the most interesting, effective and valuable lessons. The pupils should fully understand that all what Jesus did was for them because of sin which the Lord hates.
- (5) Do not concentrate on the parables or the conversations that took place during the days of

passion, but contemplate with you pupils the passions that the Lord endured for our salvation.

(6) he Servant gives his/her students an idea about the Holy week so that they may participate in the church prayers.

(7) Teacher should prepare the appropriate questions to emphasize the objectives during the lesson.

Lesson

The pupils read Luke 24.

- 1) The Lord Jesus entered Jerusalem on Sunday to be kept there till the day of slaughter as the case was with the Pasch Sacrifice which stood for him.
- 2) On Monday, he was in the temple teaching, discussing, answering questions - The priests asked about his authority - the story of the fig tree.
- 3) On Tuesday, he was in the temple - The parables and the signs of the end of the world. (Matthew 21:22-25 - Mark 12,13)
- 4) Wednesday: A) The plot (the priests) (Matthew 26:Mark14)
 B) Agreement with Judas Iscariot
- 5) The Jewish Passover (on Thursday) - Christ eats the Passover with his disciples - His prayer for his passions At night he prayed with his disciples in Gethsemane while Judas was plotting against Christ An angel came to strengthen him saying: "Power be to you." The Jews arrested Christ and the disciples ran away.
- 6) The Judgement Caiaphas, Annas, Pilate and Herod and how it happened. The procedures of crucifixion. The story of the two thieves and Christ's answering one of them.

Discussion

- 1 - Follow up the story by talking about it with the children.
- 2 - Continue the discussion while they do the activity.

Learning Activities

Activity Sheet.

Lesson No. (33)

The Resurrection of Christ

The Angel Talks to Mary Magdalene

References

Matt. 28:1-20,
Luke 24:1-12.

Notes for Servants

- ★ Our Lord arose from the dead by Himself. He did not need the angel to remove the stone from the tomb. the angel came to make announcement and bring the good news to the sad disciples, and to prove to them that every word Christ told them was the truth,
- ★ Jesus arose before the angel remove the stone, which indicate to us the type of body that we will have at the second resurrection.

Objectives

General: The Resurrection and its joyful effect on us.

Specific:

- The children will be able to
- A. tell what we remember on Easter Sunday.
 - B. explain what happened to Jesus after he died.
 - C. express their joy that Jesus is alive.

Bible Verse

"He is not here: for he is risen"

Matt. 28:6

Teaching Aids

The picture of Palm Sunday, Crucifixion and Resurrection.

Instruction

- (1) Review last week's lesson.
- (2) Who remembers the verse?
- (3) Remind the children about the church occasions for the coming week.
- (4) Show first the picture of Palm Sunday and the joy people had when they received Jesus, then show the picture of the Crucifixion and the sadness in it, and at last show the picture of Resurrection and our happiness in it.
- (5) Teacher should prepare the appropriate questions to emphasize the objectives during the lesson.

Story Time

Please read Luke 24:1-12.

Our Lord Jesus arose from the dead on the third day. It was Sunday, early in the morning. Our Lord Jesus first appeared to Mary Magdalene and then to His Disciples. She was the first one to go to the tomb. Therefore, the Lord gave her the blessing to be the first to see Him after his Resurrection.

Mary Magdalene was crying because she did not find Jesus. When Mary saw the Lord Jesus Christ after His Resurrection from the dead, she ran very quickly to tell the rest of the Disciples about the joyful news.

Our Master Jesus Christ arose from the dead by Himself. He did not need the angel to remove the stone from the door of the tomb. The angel came only to make the announcement, but Jesus arose from the dead with the stone at the door of the tomb.

Every Sunday, it is a celebration in memory of the Resurrection of our Saviour Jesus Christ from the dead.

Jesus is alive. The angel said "Why do you seek the living among the dead? He is not here, but is risen! Remember how he spoke to you when he was still in Galilee, saying, "The Son of Man must be delivered into the hands of sinful men, and be crucified and the third day rise again.," Luke 24:5-7

They crucified our Beloved Jesus, buried Him, put a huge stone on His tomb, sealed the tomb and put around it armed soldiers. All these could not stop the Resurrection. The Lord Jesus arose from the dead to defeat death forever and all the powers of hades.

Let us not forget that we worship God, who not only loves us and was crucified for us, but who is very powerful. His power is unlimited. Therefore, we have to recognize that behind the Cross there is also the glory of the Resurrection. This is a source of great joy for us.

Discussion

- 1 - Follow up the story by talking about it with the children.
- 2 - Continue the discussion while they do the activity.

Learning Activities

Activity Sheet.

Lesson No. (34)

Christ Appears to the Two Disciples of Emmaus

References

Luke 24.

Notes for Servants

- ★ The Lord Christ paved the way for His appearance to His disciples as He did not desire to appear to them suddenly, for this might have been dangerous to their minds. In the same way, it is dangerous for our minds to imagine the far fetched facts of the Kingdom of God. That is why we cannot know everything about the Kingdom of God.
- ★ Christ's words inflame our hearts with love. The more you contemplate the word of God, the more your heart will be filled with Joy and delight.

Objectives

General: Resurrection is an established fact.

Specific:

The children will be able to ...

- A. see that the two disciples did not know Jesus before he gave them to eat. We also do not know Jesus without communion.
- B. understand that Christ is risen and he is in heaven now.

Bible Verse

“Behold my hands and my feet, that it is I myself”

(Luke 24:39)

Teaching Aids

Video.

Instruction

- (1) Review last week's lesson.
- (2) Who remembers the verse?
- (3) Remind the children about the church occasions for the coming week.
- (4) Teacher should prepare the appropriate questions to emphasize the objectives during the lesson.

Story Time

Mark: Asked sadly: Cleopas, are we approaching Emmaus? We have covered half the way to Emmaus, there is still a distance of six kilometres before us, my friend.

Cleopas: I'll be very happy when we depart from Jerusalem - The recent sad events that took place

in the city effect me greatly. Right you are, Mark. My heart, nerves and soul are all perplexed and confused. I hate injustice and I cannot endure cruelty. The Jews treated the man severely and the man is innocent and never did evil. I don't know why they treated Him that way. These people are not grateful. He healed their sick and brought their dead back to life. He taught them, but they were very cruel to Him. They envied Him because their hearts were filled with Jealousy and wickedness. I want to forget all that I saw for a moment. But can any man forget the events of the crucifixion and the innocent man suffering on the cross?

Mark: You are right Cleopas. It is difficult to forget the Roman soldiers when they nailed His hands to the cross. His voice choked and his eyes filled with tears.

(While he was drying his tears, he heard a voice behind him saying: "Peace be to you, friend... I am a traveller and I heard you speaking about Jerusalem and you look sad. What has happened in Jerusalem? The two men looked at him in astonishment.)

Cleopas: "Peace be to you friend. It seems that you are a stranger, so you haven't heard of what has happened in Jerusalem."

Jesus: What has happened in Jerusalem?

Mark: Haven't you heard about Jesus of Nazareth who was a prophet mighty in deed and word before God and all people?

Jesus: What happened to Jesus of Nazareth?

Cleopas: The chief priests crucified Him and we hoped that He would rescue our nation.

Mark shouted in amazement: "Some women and some disciples said some strange words which we could not believe." The stranger asked with interest: "What were those strange words?"

"They said that He rose from the dead and that they saw two angels dressed in white near the tomb... These words cannot be believed. It must be an imaginary story." The stranger interrupted him saying: "My friend... Why don't you try to understand what the prophets said? Was it not necessary that the Christ should suffer these things and enter into His glory?" While they were speaking, Mark said, "Is this Emmaus, Cleopas? I can see some of the village houses from here." The stranger acted as if he was going farther, but they held him back saying, "Stay with us; the day is almost over and it is getting dark." So he went to stay with them and thanked them for their hospitality. The family prepared supper and offered food to the three men. The stranger sat at the table with them, took the bread, and said the blessing. Then he broke the bread and gave it to them. Their eyes were opened and they recognized him. He was Jesus, but He disappeared from their sight. Mark looked at Cleopas and tears of amazement were in his eyes... "My heart was beating quickly when He was speaking about the Scriptures and the prophets. Did you have the same feeling?" "Yes, Yes, I felt that my heart was burning within me."

The two men hurried back to Jerusalem where they found eleven disciples gathered together with the others, and said: "The Lord is risen indeed. Mark and I saw Him, we walked with Him on the road and spoke with Him."

Discussion

- 1 - Follow up the story by talking about it with the children.
- 2 - Continue the discussion while they do the activity.

Learning Activities

Activity Sheet.

Lesson No. (35)

St. Mark - His Evangelism

References

- + The Story of the Coptic Church.
- + Sinaxarium. 30 Barinudah.

Notes for Servants

- ★ St. Mark preached Christianity in all the See of St. Mark. Would you preach the word of Christ in your class, family and among your friends?
- ★ The Lord chose the shoemaker to be a patriarch. The qualifications of a good servant are a firm faith and a successful life in Christ.
- ★ Pray so that the Lord may send to us good and successful servants like St. Mark and St. Inianus.

Objectives

General: Bringing others to Christ.

Specific:

The children will be able to

- A. know about the saint who brought Christianity to us.
- B. learn to keep the faith that we received by saint Mark and teach it to others.
- C. understand that the only way to know Christ as Saint Mark did is to keep reading in the Bible every day.

Bible Verse

“Go ye therefore and teach all nations.”

(Matthew 28:19)

Teaching Aids

Have a procession with the Icon for all the class.

Instruction

- (1) Review last week's lesson.
- (2) Who remembers the verse?
- (3) Remind the children about the church occasions for the coming week.
- (4) Servant to show the children the icon and to ask the following questions: Who is this? What is there beside him? Why is this lion drawn beside St. Mark? Do you know the story?
- (5) Teacher should prepare the appropriate questions to emphasize the objectives during the lesson.

Story Time

St. Mark is an Evangelist (Evangelist = preacher) - He is the Evangelist of Egypt. He also wrote the Gospel of St. Mark. He is an apostle. He was sent to preach in many countries, among which was Egypt. He is a martyr. Today we celebrate the feast of his martyrdom ... He departed to heaven on the 30th of Barmudah (8th of May).

When he was a young man, St. Mark lived in the North of Africa with his parents who were Jews. The family was rich, and St. Mark was brought up in faith. The barbarians attacked the city and robbed the people. The family left for Palestine. That was a Divine arrangement so that St. Mark might meet the Lord Jesus when he was still on earth. (Describe the feelings of the family when they piled their things to leave - sufferings - complete trust in God - they did not understand why ... The Lord helped them)

Jesus was preaching and Mark was with him. Jesus chose him to be one of the seventy apostles ... St. Mark was happy... The Lord was arrested. He was crucified. He rose from the dead and appeared several times. He sent His disciples to preach to the world.

Mark went with Paul to Asia Minor ... Then he went to Cyprus, then to Alexandria. In Alexandria his shoe was torn. (Describe his feelings as he was alone in Alexandria... He prayed to the Lord to guide him). He met Inianus and began preaching the word. He baptised Inianus and his household. He established the church of Egypt... The church grew, developed and spread all over the country. St. Mark rejoiced. He ordained Inianus Patriarch.

St. Mark ordained priests and deacons then he went to the North of Africa and then to Rome where he met Peter and Paul. He stayed with them till they were martyred. Then he went back to Egypt and found the church flourishing. He rejoiced and thanked the Lord.

Discussion

- 1- Follow up the story by talking about it with the children.
- 2- Continue the discussion while they do the activity.

Learning Activities

Activity Sheet.

Lesson No. (36)

Endurance - David and Shimei Son of Gera

References

2 Samuel 16.

Notes for Servants

- ★ Shimei sinned against David when he was King; but David did not blame him. Do we endure others even if they are sinners? Do we forgive those who insult us and pray that God may forgive them too?
- ★ David received the insult as if it were allowed by the Lord, and he controlled himself. Do we have this attitude? Do we accept things as if has been allowed by God Himself.

Objectives

General: Love for others - Endurance.

Specific:

The children will be able to

- A. endure insult from others and forgive them.
- B. understand that nobody can do anything against them without permission from God.
- C. learn that if God allow something to happen against us, it is to test our faith.

Bible Verse

"Do good to them that hate you."

(Matthew 5:44)

Teaching Aids

Felt figure and flannel board.

Instruction

- (1) Review last week's lesson.
- (2) Who remembers the verse?
- (3) Remind the children about the church occasions for the coming week.
- (4) The children should practice to saying: I forgive you. or May the Lord forgive you.
- (5) Teacher should prepare the appropriate questions to emphasize the objectives during the lesson.

Story Time

David loved Jonathan deeply. Suppose that Jonathan annoyed David; would David be angry? Why? David would endure Jonathan if he sinned against him, and he would reconcile with him. What would you do if a stranger annoyed you?

David was a great king. He ruled the people of the Lord, and he was just to all. The devil plotted against David. He spoke in the ears of Absalom, David's son. "If you kill David your father, you will be king instead of him." Absalom admired the devil's plan. He gathered soldiers round himself and said, "I am the king, not David my father." The good people who loved David told David about it. They said, "We will fight for you... Go away from the place of the battle so that you may not be injured. Go to the mountains and when we win victory we will call you." David gathered his household and his servants and went out to the mountains so that he might not be injured in the war.

David, surrounded with his soldiers and guards, went to the mountains. Suddenly, a man whose name was Shimei, Son of Gera, an evil wicked man, appeared before them. He insulted David and called him bad names. A soldier tried to silence him, "Don't you know that the man you have called bad names is the King?" Shimei said, "I know that he is a wicked unjust king."

The soldier said, "Shut up." Shimei shouted louder and louder and called David bad names. Then he took some stones and threw them at the soldiers. The captain of David's army became angry and told the king about it. "Sire, why do you keep silent? Let me go and cut off his head..." David refused and said, "Let him alone and let him do it. If he curses me because the Lord told him to, who has the right to ask why he does it? Even if the devil wants to harm me and makes this man curse me, the Lord ordered us to forgive those who insult us.

Discussion

- 1 - Follow up the story by talking about it with the children.
- 2 - Continue the discussion while they do the activity.

Learning Activities

Activity Sheet.

Lesson No. (37)

Jesus Went to Heaven

References

Acts 1:9-14.

Notes for Servants

- ★ Contemplate Christ ascending to heaven. He will come back again in the same way. Lift up your heart to Him.
- ★ Always lift up your eyes to heaven where you can find your help.
- ★ What no eye has seen, nor ear heard, nor the heart of man conceived, what God has prepared for those who love Him.

Objectives

General: Our love for Christ who rose up to heaven.

Specific:

The children will be able to...

- A. Believe that Jesus is alive.
- B. Know that He is with us all the time even when we do not see Him.
- C. Learn that Jesus wants us to love one another as He loves us.

Bible Verse

"Jesus is risen."

Luke 24:6

Teaching Aids

1. Felt figure and flannel board.
2. A big coloured picture of the Ascension, cotton to represent the clouds, and four wings for two angels.

Instructions

- (1) Review last week's lesson.
- (2) Who remembers the verse?
- (3) Remind the children about the church occasions for the coming week.
- (4) Teacher should prepare the appropriate questions to emphasize the objectives during the lesson.
- (5) Servant may my start by ask the following:
 - + Who rose from the dead?

+ What did He do after the Resurrection?

Story Time

After Christ had risen from among the dead, He appeared to the disciples. He encouraged them during the period of forty days before His ascension. He spoke to them about the Kingdom of God and about the church system. They asked Him: "Lord, what do you want us to do?" He commanded them to stay in Jerusalem.

The disciples were together. Christ blessed them. Suddenly, they saw Jesus rising up. He went up to heaven as you see in this picture. They were looking upwards to Him saying, "Praise the Lord." They saw two angels in white standing. The angels said to them, "Why are you standing there looking up at the sky? This is Jesus, who has gone to heaven, will come back in the same way that you saw Him go up." The apostles went back to Jerusalem. They were happy because of Christ's ascension. They sang a hymn: "He went up to the highest heaven and sent to us the Paraclete".

- * How many days did Jesus Christ appear after the Resurrection?
- * What did He say to His disciples?
- * What did the two angels say to the disciples and apostles?
- * Will Christ come a second time? Let us repeat the verse together.

Note:

Draw the children's attention to the fact that we pray with our faces toward the east because the Lord Christ went up to heaven towards the east and will also come from the east.

Discussion

- 1- Follow up the story by talking about it with the children.
- 1- Continue the discussion while they do the activity.

Learning Activities

Activity Sheet.

Lesson No. (38)

Good Friendship

David and Jonathan

References

1 Samuel 18:1-20.

Notes for Servants

- ★ If we speak about the friendship between David and Jonathan, which is very rare these days, we should not forget that Christianity is the true friendship between Jesus and us.
- ★ Beloved servant, you should have God as your best friend; talk to him, ask his guidance, put all your problems and your fears before him. You should desire all time to sit at his feet and hear his voice.

Objectives

General: Good friendship.

Specific:

The children will be able to

- A. understand the Meaning of friendship in Christianity.
- B. know that Jesus is our best friend.
- C. learn how to choose their friends wisely.

Bible Verse

"A friend loveth at all times,"

(Proverbs 17:17)

Teaching Aids

None.

Introduction

- (1) Review last week's lesson.
- (2) Who remembers the verse?
- (3) Remind the children about the church occasions for the coming week.
- (4) Teacher should prepare the appropriate questions to emphasize the objectives during the lesson.
- (5) Ask the children the following:
 - a. Who are your friends?
 - b. Who is your best friend?
 - c. Does he/she come to the church and Sunday school regularly?

d. Do you have any bad friends?

Story Time

Jonathan rejoiced greatly because the mighty Goliath was killed. Saul his father was sad at first when Goliath despised the people and the Lord, their God, for forty days. Jonathan prayed to the Lord and said: "O Lord bring victory to our people." When David stood before Saul and spoke to him after Goliath had been killed, Jonathan, the king's son, was present. Jonathan loved David and knew that he was a hero because of his faith and trust in the Lord.

Jonathan looked at David's face and felt that David was the only one who would be a sincere friend. Jonathan was the Crown Prince, but he knew that the Lord chose David to be King, and he did not envy him, but he desired to be his friend all the days of his life. To show his love for David, Jonathan gave David his cloak and sword together with his bow and girdle. Jonathan loved David and wanted to give him everything. Do you love Christ? What would you give Him?

Discussion

- 1 - Follow up the story by talking about it with the children.
- 2 - Continue the discussion while they do the activity.

Learning Activities

Activity Sheet.

The Fruit of The Holy Spirit

References:

Acts 2:1-26, Galatians 5:22-23, Colossians 3:12-17.

Notes for Servants

- ★ The Day of Pentecost was a wonderful day in the history of humanity. In it, the Holy Spirit came upon the disciples and opened their eyes; they were filled with a great power from above. They no more workers, but the Spirit of God worked in and through them.
- ★ They were a group of fearful and anxious men before. In the day of the crucifix of Jesus, everyone fled to a different place and when they gathered, it was in secret. Now, here they are speaking in public and facing the multitudes not only bravely but accusing them and putting the responsibility of crucifying Christ on them. The Holy Spirit was working in them and gave them both courage and knowledge.

Objectives

General: The Holy Spirit is working in us.

Specific:

The children will be able to ...

- A. Know that the Holy Spirit is the Spirit of God.
- B. Acknowledge the Power of the Holy Spirit in our life as we receive it in baptism.
- C. Learn some of the fruit of the Holy Spirit (Galatians 5:22-23)

Bible Verse

**"Put on therefore, as the elect of God, holy and beloved,
bowels of mercies,
kindness, humbleness of mind, meekness, longsuffering."**

(Col 3:12)

Teaching Aids

Icon.

Instruction

- (1) Review last week's lesson.
- (2) Who remembers the verse?
- (3) Remind the children about the church occasions for the coming week.
- (4) Teacher should prepare the appropriate questions to emphasize the objectives during the lesson.

Story Time

kindness

During lunch Russ called home and said, “Mom, I have to have my game uniform washed in time for practice this afternoon. Coach told us we’re taking pictures.”

“Russ, when did the coach tell you this?”

“I don’t no. Last week I think.”

“And you’re just now telling me? That’s less than three hours from now

“Sorry Mom, but I gotta have it.”

Mrs. Bryce drops off the clean uniform and gets over to the junior high just in time to pick up her daughter, Michelle. Halfway home, Michelle gasps, “Oh, Mom! I almost forgot. I’ve got to go the library and photocopy an article for my government class”

“But, Michelle, I’ve got to get home. The wallpaper guy is supposed to call between 3:45 and 4:00.”

“Mommm! If I don’t get that article, I’ll get a zero on my homework assignment. Do you *want* me to flunk?”

At supper Mr. Bryce doesn’t say much except to note that “the roast is kinda tough tonight, honey. What happened?”

Everyone is shocked when Mrs. Bryce buries her face in her napkin and then leaves the dinner table sobbing.

Talk about It

1. Why do you think Mrs. Bryce got so upset?
2. What, if anything, was wrong with the way Russ, Michelle, and Mr. Bryce approached their mom/wife?
3. What are some ways you have failed to show kindness lately to your fellow family members?
4. What are some things you could do today or this week to be more kind at home?

Apply It

If our faith in Christ is real, it will usually prove itself at home, in our relationships with those who know us best. Ideally Christian parents and Christian children will relate to each other with thoughtfulness and love. This will happen if both parents and children put the others’ interests above their own—that is, if they submit to one another. In Colossians 3:12-17.

Discussion

- 1 - Follow up the story by talking about it with the children.
- 2 - Continue the discussion while they do the activity.

Learning Activities

Activity Sheet.

Lesson No. (40)

Respect the handicapped and the disabled

References

2 Samuel 4:4, 2 Samuel 9:1-10, 2 Samuel 21:7.

Notes for Servants

- ★ When you see a blind person on your way, do you help him to cross the street or will you be embarrassed if somebody sees you?
- ★ And if you help a disabled person, do you do that to show off or for God?

Objectives

General: Help those who can not help themselves.

Specific:

The children will be able to

- A. Respect the handicapped and be generous to them.
- B. learn to help the elders.

Bible Verse

" And David said unto him, Fear not. "

(2 Samuel 9:7)

Teaching Aids

None.

Instruction

- (1) Review last week's lesson.
- (2) Who remembers the verse?
- (3) Remind the children about the church occasions for the coming week.
- (4) Teacher should prepare the appropriate questions to emphasize the objectives during the lesson.

Story Time

And Jonathan, Saul's son, had a son that was lame. He was five years old when the tidings came of Saul, and his nurse took him up, and fled: and it came to pass, as she made haste to flee, that he fell, and became lame. And his name was Mephibosheth.

And David said, Is there yet any that is left of the house of Saul, that I may show him kindness for Jonathan's sake? And there was of the house of Saul a servant whose name was Ziba. And when they had called him unto David, the king said unto him, Are you Ziba? And he said, Thy servant is he. And the king said, Is there not yet any of the house of Saul, that I may show the kindness of God unto him? And Ziba said unto the king, Jonathan has a son, which is lame on his feet. And the king said unto him, Where is he? And Ziba said unto the king, Behold, he is in the house of Machir, the son of Ammiel, in Lo'debar. Then king David sent, and fetched him out of the house of Machir, the son of Ammiel, from Lo'debar.

Now when Mephibosheth, the son of Jonathan, the son of Saul, was come unto David, he fell on his face, and did reverence. And David said, Mephibosheth. And he answered, Behold thy servant! And David said unto him, Fear not: for I will surely shew thee kindness for Jonathan thy father's sake, and will restore thee all the land of Saul thy father; and you shall eat bread at my table continually. And he bowed himself, and said, What is thy servant, that you should look upon such a dead dog as I am?

Then the king called to Ziba, Saul's servant, and said unto him, I have given unto thy master's son all that pertained to Saul and to all his house. You therefore, and thy sons, and thy servants, shall till the land for him, and you shall bring in the fruits, that thy master's son may have food to eat: but Mephibosheth thy master's son shall eat bread always at my table. Now Ziba had fifteen sons and twenty servants.

But the king spared Mephibosheth, the son of Jonathan the son of Saul, because of the LORD's oath that was between them, between David and Jonathan the son of Saul.

Discussion

- 1 - Follow up the story by talking about it with the children.
- 2 - Continue the discussion while they do the activity.

Learning Activities

Activity Sheet.

Lesson No. (41)

PRAYER - HANNA, SAMUEL'S MOTHER

References:

1 Samuel 1.

Notes for Servants

- ★ Prayer is the feelings of a needy heart not the expression of the mind and lips. The Lord gave Hannah a great blessing for her prayer.
- ★ It is easy for one to have a child, but Samuel was a spiritual son as he was given to the Lord. How lovely the spirit of dedication is. Hannah left her son in the Temple. How lovely the same spirit that affected Samuel is.
- ★ If you are suffering from spiritual bareness, true prayers accompanied with tears is the only way for the success and the fruits of your service.

Objectives

General: The heaven answers sincere prayers.

Specific:

The children will be able to ...

- A. Know that the relationship between us and God as it is between us and our earthly parents. As we tell our parents how we feel, ask them for what we need and thank them for what we get when we talk to them, so we do with God when we pray.
- B. Feel the power of prayer, and its effect on us and its results.
- C. Learn how and when to pray and what to say when we talk to God.

Bible Verse

**" She was in bitterness of soul,
and prayed unto the Lord, and wept sore. "**
(1 Samuel 1:10)

Teaching Aids

The picture of Samuel praying. A picture of the Temple, the altar and the priest.

Instruction

- (1) Review last week's lesson.
- (2) Who remembers the verse?
- (3) Remind the children about the church occasions for the coming week.
- (4) Teacher should prepare the appropriate questions to emphasize the objectives during the

lesson.

Story Time

In the Old Testament, Elkanah had two wives, Hannah and Perinnah. The second wife had children and the first did not have children. She was depressed because she had a desire that Christ would be her descendant. Perinnah despised her, but Elkanah was a good hearted man. He comforted her all the time. (Describe Hannah's bitter feelings and some of the aggressive attitude of Perinnah without giving details about negative effects. Concentrate on the positive ones. Of course a picture of Perinnah must make the child hate her bad qualities.)

On the feast day, all the people were happy, each in his house, new clothes, sacrifices, happiness was everywhere. Children play and speak about the journey and the rituals of the feast. Hannah was sad and weeping, Elkanah was much affected, he tried to comfort her, but she did not want to eat. They ate and drank in Shiloh. All the people were happy except Hannah.

Hannah went alone to the Temple to pray. She was deeply depressed. She prayed to God betterly. Eli the priest noticed this, he thought that she was a drunken woman. He advised her not to drink wine. She said to him, my lord I am a woman with a broken heart praying to the Lord to give me a child. (Here you can speak in detail about the lively conversation between Eli and Hannah and make use of this conversation to teach everything about prayer, how the Lord answers our prayers... submission, patience, the Lord's promises and steadfast love)

Eli told her that she will have child, she rejoiced. She went out very happy, she thanked the Lord. They went back home. The feast ended, days went by, Hannah gave birth to baby boy, She called him Samuel.

Discussion

- 1 - Follow up the story by talking about it with the children.
- 2 - Continue the discussion while they do the activity.

Learning Activities

Activity Sheet.

Lesson No. (42)

Giving - Elijah and the Widow

References

1 Kings 17.

Notes for Servants

- ★ God took care of Elijah and did not leave him during the famine, that teach us we should not be afraid even if there are troubles in the world.
- ★ God blessed the pot of oil and the flower container. It was a great blessing by Elijah's hands. Are your hands a blessing in your home and all the people surrounding.

Objectives

General: To be a giver is very important and it is one basic rule of our religion.

Specific: The children will be able to

- A. Learn to give and help people who's in great need.
- B. Share what they have with their brothers, sisters and friends with joy.

Bible Verse

"The blessing of The Lord, it maketh rich,
and he addeth no sorrow with it."

(Proverbs 10:22)

Teaching Aids

Servant to prepare his/her own.

Instruction

- (1) Review last week's lesson.
- (2) Who remembers the verse?
- (3) Remind the children about the church occasions for the coming week.
- (4) Teacher should prepare the appropriate questions to emphasize the objectives during the lesson.

Story Time

Long time ago, There was a holy man named Elijah. He was one of the great prophets of God. At the same time, the King of Israel was a man named Ahab. After Ahab married Jezebel he turned away from God and he worshipped Baal. One day God appeared to Elijah and said to him, "Go to Ahab and tell him that I know that he has turned against me and tell him to repent from his wicked ways. As a sign of my anger the rain will not fall for many days." Elijah warned Ahab with the long period of the drought. God ordered Elijah to go to a river by Chrith Brook. A raven took care of him and he drank from the river's water. God sent him to a place in Zion called Zarephath to a house of a very poor widow who lived with her son.

When Elijah reached the widow's home, she was gathering some wood to set a fire to prepare her last cake, because she did not have enough except a full hand of flour and a little bit of oil and she will eat this cake with her son, waiting for death. Elijah asked her to prepare something for him to eat. The widow told him her story. Then Elijah to go and prepare a cake for him first and after that she can do for her and her son. Elijah promised her that the flour and the oil will not decrease till the day that God sends rain on the earth. The widow obeyed with faith. God of Elijah kept his promised.

Elijah spent a period of time with the widow and her son in her house. God kept his words, and every time the widow went to prepare food she found flour in the container and oil in the pot.

Discussion

- 1 - Follow up the story by talking about it with the children.
- 2 - Continue the discussion while they do the activity.

Learning Activities

Activity Sheet.

Lesson No. (43)

Do not be greedy

Ollogious - the stone cutter

References

Ollogious, the stone cutter - prints of Syrian monastery.

Notes for Servants

- ★ As we teach the children not to be so greedy and to be self sufficient so we should train ourselves to be satisfied with what we have.
"And having food and raiment let us be therewith content." (1 Tim 6:8.)
- ★ If God give us more money we should not be greedy and forget our love to our friends, the poor.

Objectives

General: To train ourselves not to be greedy.

Specific:

The children will be able to

- A. have feelings for the poor and the needy.
- B. learn to give others even when we have a little of anything.
- C. understand that when God give us more, we should give more not less.

Bible Verse

"For a man's life consisteth not in the abundance of the things which he possesseth."

(Luke 12:15)

Teaching Aids

Servant to prepare his material.

Instruction

- (1) Review last week's lesson.
- (2) Who remembers the verse?
- (3) Remind the children about the church occasions for the coming week.
- (4) Teacher should prepare the appropriate questions to emphasize the objectives during the lesson.

Story Time

Once upon a time there was a poor man named Ollogious, he was working in cutting stones, he was paid only one dollar a day. Ollogious loved people so much, he liked to host the strangers, wash their feet and offer them all what he have.

One day Ollogious met St. Daniel who was a monk, he hosted him, washed his feet and fed him. St. Daniel was so happy with what this poor man had done to him. St. Daniel prayed to God for three weeks to repay Ollogious for what he has done to him, and give him a lot of money. God answered his prayer and he let Ollogious to find a treasure. He became very rich.

After Ollogious become rich, he did not like his small city and the poor people in it any more. He went to a big city where all the rich people lived and became friends to the rich people, he got along with them and forgot about the poor people who he used to serve. St. Daniel learned about that and regretted that he prayed to God to make him rich, and he prayed again asking God to return Ollogious to his previous love.

God answered his prayer, and Ollogious lost all his money and became poor again. His rich friends had left him. He came back to his city very poor after all. He went back to his old job and continued, after he learned his lesson, to serve his friends the poor. St. Daniel was very happy and thanked God.

Discussion

- 1 - Follow up the story by talking about it with the children.
- 2 - Continue the discussion while they do the activity.

Learning Activities

Activity Sheet.

Lesson No. (44)

The Apostles Feast

John The Beloved

References

The Life of the Apostles.

Notes for Servants

- ★ How do you look at the sinner? Do you look at them with love as brother and sisters for whom Christ shed his blood? Or you judge them as outlaw people.
- ★ Did you ever get in trouble for trying to save someone? what did you do then? Did you get upset? Did you say in your heart "I will not help any body again"? or were you very happy that you had the blessing of helping someone.

Objectives

General: John's love for the sinners comes out from the great love that he has for the Lord Jesus.

Specific:

The children will be able to

- A. love others even if they are sinners.
- B. care about the salvation of others.

Bible Verse

" Considering the end of their conversation. "

(Hebrews 13:7)

Teaching Aids

None

Instruction

- (1) Review last week's lesson.
- (2) Who remembers the verse?
- (3) Remind the children about the church occasions for the coming week.
- (4) Give the children an idea about St. John: John the beloved was one of Jesus' disciples how followed Jesus unto the cross. The Lord gave him his mother St. Mary to look after her. After the day of Pentecost, John went to preach about the salvation of the Lord Jesus Christ everywhere to all people.
- (5) Teacher should prepare the appropriate questions to emphasize the objectives during the lesson.

Story Time

Once St. John was preaching in one of the cities, there was a young teenager who did not care for anything but himself and how to enjoy his life. When he heard St. John preaching he felt something strong in his heart, he believed and was converted in that day and became a very good Christian.

When the time came for St. John to move to another city he told the priest to look after that young man and to take care of his spiritual life. St. John continued his travelling preaching everywhere until he became very old. One day he returned to this city to check on his flock and how they were doing in their spiritual life. St. John did not see that man in the church so he asked the priest about him, the priest told him in a sad voice that he returned back to his bad way, he became a thief and had a group of bad people with him. St. John was sad over this news and cried saying "Where are you my beloved son", the priest told him where he was staying but told St. John not to go there because he may harm him. St. John prayed to God have mercy on this man and to help him to return the young man back to His way.

St. John as his master Jesus Christ he left the Ninety nine and went to look for the lost sheep. He forgot his old age and his health and went with the help of his stick to look for that man to return him to Christ. He went searching for him until he found him, when the man saw St. John coming to him, he knew him and tried to run away from him.

St. John kept running after him begging him to have mercy on his old age, the man felt sorry in his heart and stopped and turned back to St. John and bowed to the ground and said "Father, I have sinned would Jesus accept me back after all that I have done? St. John answered "yes my son, He will because He loved you very much for you are his son too and he wants you back". The man confessed all his sins to St. John one by one and repented from his heart turned back to live God's life again and was attending the mass every Sunday and all the church meeting, and never turned back again.

Discussion

- 1 - Follow up the story by talking about it with the children.
- 2 - Continue the discussion while they do the activity.

Learning Activities

Activity Sheet.

Lesson No. (45)

Love for our Neighbours - Ruth

References

The Book of Ruth.

Notes for Servants

- ★ Contemplate how Ruth rejected Paganism and believed in The true God. It is believed that Ruth did not read any books about Jehovah before she knew Naomi. Naomi was her example and her eternal book that filled her way with light.
- ★ How weak our faith is when we compare it with that of that gentile girl who struggled against darkness, hunger, poverty and misery.
- ★ Contemplate the wonderful reward that the Lord gave to her because she held fast to Him bravely, sincerely and powerfully.

Objectives

General: Love everyone.

Specific:

The children will be able to

- A. show love to their families and friends.
- B. feel the love of their families and friends.
- C. know that they will be blessed through their love.

Bible Verse

“Thy people shall be my people and thy God my God.”

(Ruth 1:16)

Teaching Aids

Felt figure and flannel board.

Instruction

- (1) Review last week's lesson.
- (2) Who remembers the verse?
- (3) Remind the children about the church occasions for the coming week.
- (4) Teacher should prepare the appropriate questions to emphasize the objectives during the lesson.

Story Time

A man named Elimelech who belonged to the clan of Ephrath and who lived in Bethlehem in Judah, and whose wife was named Naomi, had two sons: Mahlon and Chilion. There was a famine in the land so he and his family went to Moab, a pagan city. The man died. Naomi was left alone with her two sons who were married to Moabite girls, Orpah and Ruth. Naomi hoped to see her grandchildren, but after ten years, her two sons died without having any children. Poor Naomi was sad and was left all alone. She determined to go back to her motherland when she heard that the Lord blessed the people by giving them a good harvest.

Orpah and Ruth did not want to leave Naomi. She said to them: "Go back home, and stay with your families. May the Lord be as good to you as you have been to me and to those who have died." But the two girls did not want to go to their mothers as they loved Naomi. When she asked them to go back home, they wept and said to her: "We want to go with you to your people." Naomi said, "You are still young and you must marry. I do not have other sons - and I am sorry for you." At last Orpah agreed to go back to her people. She said: "Naomi is right ... What shall I do, and I am a Moabite girl in a strange land. In my country I shall feel safe." Thus, Orpah kissed her mother-in-law and went back to her people.

Naomi said to Ruth: "Orpah went back to her people so you also must go back to your people." But Ruth refused. "Shall I go back to Moab and leave the good hearted Naomi go alone to her land?" she thought. Ruth said, "Do not ask me to leave you. Let me go with you. Wherever you go I will go; wherever you live I will live. Your people will be my people, and your God will be my God. Wherever you die, I will die." When Naomi saw that Ruth was determined to go with her, she said nothing more. She was pleased because Ruth showed a deep love and that she would go with her. The two ladies went together to Bethlehem in the land of Canaan where Naomi had been living before.

Discussion

- 1 - Follow up the story by talking about it with the children.
- 2 - Continue the discussion while they do the activity.

Learning Activities

Activity Sheet.

Lesson No. (46)

Welcoming The Strangers

Abba Pachom

References

The story of St. Pachom.

Luke 10:30-37.

Notes for Servants

- ★ The Christian way of life is far from selfishness and self loving, it is putting other's needs before ours.
- ★ You, as Christian and servant of God, must go the extra mile and put even non-Christians before yourself, and examine their reaction toward that.

Objectives

General: welcome the strangers.

Specific:

The children will be able to

- A. understand that we should welcome relatives and friends who are coming from Egypt or other places to start their life in Canada.
- B. share with their families in making their stay in our houses comfortable.
- C. learn to offer those people financial help, and assessed them in searching for home or work.

Bible Verse

" God loveth a cheerful giver. "

(2 Corinthians 9:7)

Teaching Aids

Prepare your own.

Instruction

- (1) Review last week's lesson.
- (2) Who remembers the verse?
- (3) Remind the children about the church occasions for the coming week.
- (4) Teacher should prepare the appropriate questions to emphasize the objectives during the

lesson.

Story Time

Once upon a time there was a pagan family who lived in upper Egypt, they worshipped idols and the family had a son his name was Pachom (Pachomious). When Pachomious became a young man he joined the army and became a soldier. One day, while they were travelling to Ethiopia to fight there, they lost their way. They ran out of food and water and were starving and were about to die.

Suddenly, Christians from the city of Esna brought them food and drink. Pachomious was surprised and asked why these people were very good to them and treated him and the other soldiers with sympathy even if they do not know them. One of the Christians answered, "O we are Christians, we always welcome the strangers and we do this for God." When he heard that, he decided to be a Christian and he prayed to God that if he saved him from this war he will serve him all the days of his life, and serve who ever is in need.

God helped the army to conquer the enemies, Pachomious was freed with all the soldiers and returned back to his family. Pachomious was baptised and spent three years travelling from village to village to help the needy. After three years he became a disciple for a monk named Balaemon.

Discussion

- 1 - Follow up the story by talking about it with the children.
- 2 - Continue the discussion while they do the activity.

Learning Activities

Activity Sheet.

Lesson No. (47)

Loving God and His House

References

1 Chronicles 21.

Notes for Servants

- ★ You as a servant you should be a good example for the children in the church. They should see in you the image of Christ which you want them to be.
- ★ We should emphasize this principal in the children in every occasion, not only in this lesson.

Objectives

General: Loving the Lord our God and His house.

Specific:

The children will be able to

- A. understand that the house of the Lord is very holy and respectable place we should treated as such.
- B. feel the difference between the church and any other places such as home or school.
- C. have in their minds, when they are in the church, that God is their and they are standing before Him.

Bible Verse

"In the midst of the church will I sing praise unto thee."

(Hebrews 2:12)

Teaching Aids

1. Some Icons.
2. Other church tools.

Instruction

- (1) Review last week's lesson.
- (2) Who remembers the verse?
- (3) Remind the children about the church occasions for the coming week.
- (4) Teacher should prepare the appropriate questions to emphasize the objectives during the lesson.

Story Time

One day David said to one of his men his name was Joab and to the rulers of the people, to number Israel from Beer-sheba even to Dan; and bring the number of them to him, against God's will.

God was displeased with this thing; therefore he destroyed Israel. And David said to God, I have sinned greatly, because I have done this thing: but now, I pray to thee, take away the sin of your servant; for I have done very foolishly.

The Lord spoke unto Gad, David's seer, saying, go and tell David, saying, God sent an angel to Jerusalem to destroy it. And the angel of the Lord stood by the field of Ornan the Jebusite. And tell David to go there and build a house for me and offer sacrifices to me or the angel will destroy you and all Israel. David went there and lifted up his eyes, and saw the angel of the Lord stand between the earth and the heaven, having a drawn sword in his hand stretched out over Jerusalem.

And as David went to Ornan, when Ornan saw David, he came out of the field, and bowed himself to David with his face to the ground. Then David said to Ornan, Grant me the place of this field that I may build an altar for the Lord. Ornan was very happy to have a place for God in his land. He said to David, take it and let my lord the king do that which is good in his eyes. and I give you the oxen also for burnt offerings, and the wood for the fire, and the wheat for the offering; I give it all for the Lord.

David built there an altar for the Lord, and offered burnt offerings, and called upon the Lord; and he answered him from heaven by fire upon the altar of burnt offering. And the Lord commanded the angel to put away his sword. Then David said, This is the house of the Lord God, and this is the altar of the burnt offering for Israel.

Discussion

- 1 - Follow up the story by talking about it with the children.
- 2 - Continue the discussion while they do the activity.

Learning Activities

Activity Sheet.

Lesson No. (48)

The Icons In The Church

References

Genesis 8:21, Psalm 141:2, Jeremiah 44:21, Revelation 5:8 & 8:3.

Notes for Servants

- ★ If we want our children to respect the church and learn how to behave in it, we must set ourselves as a model for them by coming early to the services, bowing before the sanctuary, praying before the saints' icons ... etc.
- ★ Also we should stand for the prayers in the proper way, and not to leave the church during the service.

Objectives

General: The importance of the Icons, candles and incense in our church.

Specific:

The children will be able to

- A. know the censer and why Abouna is using it.
- B. know the use of the Icons in our church.
- C. know the use of the candles.

Bible Verse

" Let my prayer be set forth before Thee as incense. "

(Psalm 141:2)

Teaching Aids

1. Some Icons.
 2. Censer, incense, coal.
-

Instruction

- (1) Review last week's lesson.
- (2) Who remembers the verse?
- (3) Remind the children about the church occasions for the coming week.
- (4) Servant should train the children on the church system and the meaning of everything we have in the church, that they may feel joy coming to the church and know the value of being in it.
- (5) Servant should train the children on how to enter the church quietly, how to bow before the Alter, how to kiss the Icons and how to get back to their places quietly with the complete respect

for the house of God.

(6) Servant should encourage the children to prepare a prayer corner in their rooms at home.

(7) Teacher should prepare the appropriate questions to emphasize the objectives during the lesson.

Lesson Application

+ The Icons in the church make us imagine the look of the saints and to remind us about them, their lives, their good deeds, and their end that we may follow their steps to join them in the Kingdom of God.

+ Censer is a symbol of Saint Mary who carried God the Son (Christ) in her womb.

+ Incense is one of the favourite things for God, and our faithful prayers are like a sweet smell of incense before him.

+ Candles are a way of honouring the saints and reminding us that they were the light of the world in their times.

+ Candles are also expressing how those saints sacrifice their life like burning candles to light for us and keep the faith.

+ There is a special prayer to consecrate the Icons and the other tools used in the church, this prayer is held by the Pope or by a bishop who will anoint the Icon with the Holy Oil (Miron). After the prayer is completed the Icon becomes holy like any part in the church which should be honoured and respected.

Discussion

1 - Follow up the story by talking about it with the children.

2 - Continue the discussion while they do the activity.

Learning Activities

Activity Sheet.

TRANSFIGURATION

References:

Matthew 17.

Notes for Servants

- ★ Jesus wanted to show these three disciples His glory that they may know truly who He is and to give them an idea about the kingdom that He is preaching.
- ★ This is the kingdom which we are waiting for, and that is the glory which we will enjoy in the life to come. Do we prepare ourselves and our children for it?

Objectives

General: Christian courage.

Specific:

The children will be able to ...

- A. Express their imagination about the appearance of the Lord Jesus Christ.
- B. Express the feeling of the disciples at that time.
- C. Express in their own words what is the heaven will look like when we go there.

Bible Verse

**"And was transfigured before them:
and his face did shine as the sun."**

(Matthew 17:2)

Teaching Aids

Icon.

Instruction

- (1) Review last week's lesson.
- (2) Who remembers the verse?
- (3) Remind the children about the church occasions for the coming week.
- (4) Discuss the story of the Baptist with the pupils as it is well known to them.
- (5) Teacher should prepare the appropriate questions to emphasize the objectives during the lesson.

Story Time

Jesus took Simon Peter, James and his brother John into the mountains with him. As they climbed higher the air grew cooler and lighter, and the country stretched out beneath them. It was evening. Jesus looked down onto the Promised Land, the land of Israel. Its ridges and valleys lay sharp and beautiful under the setting sun. Then darkness closed in on them. It was night. They were high above the world, high above the homes of men.

Peter, James and John leaned back in the shelter of a boulder; they were very tired. Jesus prayed to God. Suddenly his whole appearance changed; his face shone with the glory of God, and his clothes were so brilliantly white that they blazed with light. Moses and Elijah stood beside him, talking to him.

"Oh, Master!" Peter cried out. "It is wonderful to be here. If you like, I could put up three tabernacles, one for you, one for Moses, and one for Elijah." He was so excited and afraid that he hardly knew what he was saying. While he was talking a bright cloud of light came down over the mountain and covered them, so that they could see nothing. A voice said out of the cloud: "This is my beloved Son. Listen to him."

The three disciples fell to the ground, hiding their faces. At last they looked up. Jesus was standing alone, a little way off. There was a sense of stillness and peace in the air. Jesus came back to them and touched them gently. Stand up," he said. "Don't be afraid. But don't tell anyone about this yet."

Discussion

- 1- Follow up the story by talking about it with the children.
- 2- Continue the discussion while they do the activity.

Learning Activities

Activity Sheet.

Lesson No. (50)

The Feast of Virgin Mary

Her Body is Taken up to Heavn

References

Notes for Servants

- ★ Jesus Christ taught us to care about our parents, that is why he also cared about his mother (St. Mary). He didn't leave her body in the tomb because the womb that carried Jesus Christ for months does not deserved to be buried in the dust, that is why St. Mary had been carried to heaven.

Objectives

General: Love and respect our parents.

Specific:

The children will be able to

- A. Express how much they love their parents.
- B. Know that love our parents is to listen to them and obey.

Bible Verse

“From henceforth all generations shall call me blessed.”

Luke 1:48

Teaching Aids

1. Felt figures and flannel board.
2. St. mary's Icon for her assumption.

Introduction

- (1) Review last week's lesson.
- (2) Who remembers the verse?
- (3) Remind the children about the church occasions for the coming week.
- (4) Teacher should prepare the appropriate questions to emphasize the objectives during the lesson.

Story Time

After Jesus Christ's resurrection, Mary lived with John the Beloved in his home. She usually talked with him about Jesus's childhood and at the same time John talked with her about Jesus' miracles. It was a lovely life full of blessed stories.

Mary knew when the time would come when she would Passover. Some of the disciples came with some virgins and Jesus Christ appeared, in the middle of angels, and received her spirit after she blessed the disciples.

Thomas was not there at the time, but he heard a voice saying for him to hurry up. Blessed by St. Mary's body and he saw the body and kissed it. When he met the disciples, they told him that St. Mary has died; he did not believe. They went to the tomb to see the body but they did not find the body and they were astonished but Thomas told them that he saw St. Mary's body being carried up by angels up to heaven. The disciples prayed and asked God to let them see the same scene. After 15 days fasting, Jesus Christ let them see the same scene again on the 16th day.

Discussion

- 1- Follow up the story by talking about it with the children.
- 2- Continue the discussion while they do the activity.

Learning Activities

Activity Sheet.

Lesson No. (51)

Review

References

Lesson 38 to 50.

Notes for Servants

- ★ Review your spiritual life, prayers, fasting, spiritual readings, confession, and communion.
- ★ Review your service in relation with preparing the lessons, your relationship with your students and reaching out for them when they do not come to the Sunday School.

Objectives

General: Review and emphasize the main theme for this period which is:

Our Christian Life.

Bible Verse

Review memorizing all the verses.

Teaching Aids

Prepare all the teaching aids to review as many as possible of the previous lessons.

LESSON

- (1) Name the lesson to review, using the teaching aid as help.
- (2) Ask questions and let the children answer or answer it yourself as part of the review.
- (3) Make sure that the children have gained a spiritual growth from the lesson, example, virtue such as defending the faith.
- (4) Repeat the same steps with every lesson that you will be able to review based on the available time.
- (5) Remember that we review the spiritual gain for the children more than testing their knowledge.

Learning Activities

Activity Sheet.

St. Mary's Coptic Orthodox Church
Sunday School Program 1721 A.M. (2004/2005)
Saint Dimiana's Class (Grade 5)

(Tobah 13, Jan. 21)

Samir Ebrahim

Mena Rizkalla

LESSON DATE	LSN No.	TEACHING AID	SUBJECT	OCCASION FEAST	DATE	F
----------------	------------	-----------------	---------	-------------------	------	---

God Is With His People

12-Sep-04	1		Nairouz - St. Dimiana	Nairouz	09/11	
19-Sep-04	2		Spies Sent to The Promised Land			
26-Sep-04	3		Crossing The Jordan	The Cross	09/27	
03-Oct-04	4		Elisha Purifies The Water of Jericho			
10-Oct-04	5		Alice and the Shunamite woman	Thanksgiving	10/11	
17-Oct-04	6		Saving The Prophets From The Poison			
24-Oct-04	7		The Tabernacle and The Ark			
31-Oct-04	8		The Ark of Covenant and The Plague			
07-Nov-04	9		Showing Reverence for Priest(Aaron's Rod)			

God Hates Sin

14-Nov-04	10		The Passover	Pope Shenouda III	11/14	
21-Nov-04	11		An Idea About The Propitiation			
28-Nov-04	12		Observe The LORD's day - Keep It Holy	Advent	11/25	
05-Dec-04	13		The Danger of Murmuring			
12-Dec-04	14		The Danger of Injustice			
19-Dec-04	15		The Exile In Babylon			
26-Dec-04	16		Ananias and Sapphira			
02-Jan-05	18		The Wise Men	Christmas	01/07	
09-Jan-05	17		The Richman and Lazarus			
16-Jan-05	19		Review	Circumcision	01/14	
23-Jan-05	20		Nicodemus and Baptism	Epiphany	01/20	
				St. Dimiana	01/20	
				Cana Galilee	01/21	

Back To Index

St. Mary's Coptic Orthodox Church
Sunday School Program 1721 A.M. (2004/2005)
Saint Dimiana's Class (Grade 5)

(Tobah 13, Jan. 21)

Samir Ebrahim

Mena Rizkalla

LESSON DATE	LSN No.	TEACHING AID	SUBJECT	OCCASION FEAST	DATE	F
----------------	------------	-----------------	---------	-------------------	------	---

Jesus Love and Compassion

30-Jan-05	21		Zacchaeus The Tax Collector and Jesus	St. Anthony	01/30	
06-Feb-05	22		Jesus Heals Conannite Women's Daughter			
13-Feb-05	23		Jesus Heals A Bleeding Woman	In The Temple	02/16	
20-Feb-05	24		Jesus Heals A Blind and Dumb	The Fast of Jonah	02/21	
27-Feb-05	25		Jesus Raises A Widow's Son In Nain			
06-Mar-05	26		The Parable of The Unmerciful Servant	The Holy Lent	03/07	
13-Mar-05	27		The Parable of The Sower and The Seed	Pope Kerolous VI	03/09	
20-Mar-05	28		John The Baptist	The Cross	03/19	
27-Mar-05	29		Daniel and The Food of The Royal Court			
03-Apr-05	34		The Parable of The Ten Virgins	St. Mary of Zeitoun	04/02	
				Annunciation	04/07	
10-Apr-05	30		Review			
17-Apr-05	31		The Lord's Supper			
24-Apr-05	32		The Holy Week	Palm Sunday	04/24	
				Maundy Thursday	04/28	
				Great Friday	04/29	
01-May-05			Easter Day	Easter	05/01	
				St. George	05/01	
08-May-05	33		Christ Appears To Mary Magdalene	Thomas Sunday	05/08	
				St. Mark	05/08	

Back To Index

St. Mary's Coptic Orthodox Church
Sunday School Program 1721 A.M. (2004/2005)
Saint Dimiana's Class (Grade 5)

(Tobah 13, Jan. 21)

Samir Ebrahim

Mena Rizkalla

LESSON DATE	LSN No.	TEACHING AID	SUBJECT	OCCASION FEAST	DATE	F
----------------	------------	-----------------	---------	-------------------	------	---

Our Christian Life (The Fruit of the Holy Spirit)

15-May-05	35		St. Athanasius	St. Athanasius	05/15	
22-May-05	36		Entertaining Strangers - Moses The Black			
29-May-05	37		The Brotherly Love	The Flee to Egypt	06/01	
05-Jun-05	38		Do Not Be Greedy	Ascension	06/09	
12-Jun-05	40		The Wisdom of Solomon			
19-Jun-05	39		The Fruit of the Holy Spirit	Pentecost	06/19	
				Archangel Michael	06/19	
26-Jun-05	41		Do Not Swear At All - Peter The Jeweller			
03-Jul-05	42		Forgivness - St. Stephen			
10-Jul-05	44		St. Paul The Apostle	Apostles' Feast	07/12	
17-Jul-05	43		Prayer, King Hezekiah	St. Shenouda	07/14	
24-Jul-05	45		St. Samuel - Persecuted For His Faith			
31-Jul-05	46		St. Macarius - His Toil For The Faith			
07-Aug-05	47		Showing Reverence For The House of God	St. Mary's Fast	08/07	
14-Aug-05	48		Taking Care For The Church of God	Transfiguration	08/19	
21-Aug-05	50		The Mircale of Atreeb	St. Mary's Feast	08/22	
28-Aug-05	49		Incense In The Church			
04-Sep-05	51		Review			

Back To Index

Lesson No. (1)

Nairouz Feast

Saint Dimiana

References

Synaxarium, the 12th Bashans.

Notes for Servants

- ★ In doing sin I deny my Christianity and I have to go far away from it, so that my Saviour won't deny me and I have to repent immediately if I sinned.
- ★ Saint Dimiana refused to know her father when he was a sinner because she was purified from sin, so we would be far from Lord Jesus Christ if we ever sinned!

Objectives

General: The intercession of the saints.

Specific:

The children will be able to...

- A. Know the saints are around us.
- B. Name some saints they know.
- C. Ask for their intercession in their prayers.

Bible Verse

" You shall worship The Lord your God, and Him only you shall serve. "

(Matthew 4:10)

Teaching Aids

1. Icon of Saint Dimiana and the forty virgins, candles, flowers and matches.
2. Have the children sing for St. Dimiana.

Instruction

- (1) Review last week's lesson.
- (2) Remind the children about the church occasions for the coming week.
- (3) Servant may begin by asking the following questions:
 - a. Whose picture is this? How many girls are around her?
 - b. What is the name of the feast we are celebrating today?
 - c. What is the meaning of Nairouz?
 - d. Who can mention names of a few Saint Martyrs?
- (4) Show the spirit of love in worshipping and how St. Dimiana answered that marriage is not forbidden, but she wanted to spend all her time with God like St. Paul and St. Mary.

Story Time

St. Dimiana's father, Marcus, was the ruler of Borolus in Egypt and when she was fifteen she refused to get married and she asked to be a nun. So, her father built her a monastery and she lived there with forty virgins. They spent their time worshipping and working.

The King at that time was named Diocletain, he hated Christians. He gave an order, that whoever

did not worship and give incense to the idols will be killed. All the Christians refused to worship and give incense to idols. St. Dimiana's father was afraid of persecution and he did not want to lose his position, so he worshipped the idols.

The news came to St. Dimiana and she became sad. She told her forty friends the news and everybody prayed to God saying "Oh God, save your servant Marcus and turn him to the faith again." St. Dimiana asked them to pray and went out to meet her father. St. Dimiana asked her father "What is that I heard about you?" Marcus answered "What news my daughter?"

St. Dimiana: That you denied our saviour Jesus Christ.

Marcus: Yes, I denied Him, I was afraid from the persecution and losing my position.

St. Dimiana: You were afraid of worldly suffering and you are afraid of tortures, afraid for your world position and are willing to lose your life crown. You worshipped the idols and the verse says: "You shall worship the Lord."

Her father cried and fell on his face saying, "I sinned in front of God, but if I return now to Jesus, will He accept me?" Dimiana answered, "Surely, because He said 'Whoever comes to me I won't send him away.'" Her father was happy and said, "I am going now to the King, and I will tell him, I am Christian." Saint Dimiana returned back to the monastery and kept on praying.

Marcus went to the King and told him:

- I sinned to God when I denied my faith.
- What happened to you Marcus? Who changed your mind?
- God said: "You shall worship the Lord, your God."

The King treated him with kindness, but Marcus did not obey. Finally, the King ordered him beheaded and he received the crown of martyrdom.

The King knew that Marcus's daughter was behind his change of faith, so he took, an officer and with him a hundred soldiers and they broke into the monastery asking about St. Dimiana.

- I am her, Sir.

(The leader took out a golden statue from his pocket and told her)

- Give incense and worship this statue.
 - No, the Bible says "You shall worship the Lord, your God."
 - This is a god.
 - Aren't you ashamed sir when you call a stone god? There is no god except Jesus whom we worship.
- (The same said the forty virgins.)

The officer forced her and the forty virgins to leave the palace. He tortured them with painful tortures. God consoled them and cured them from their pains and wounds. Finally, they cut her head as well as the forty virgins and all who became believers through her. They all received crown of martyrdom and won the eternal life in the heavenly kingdom. Their bodies were buried in Borolus Valley in Bilkas way, north Delta, and a church was built for them and is still there up until now. People go there every year to get blessings from St. Dimiana and the forty Virgins.

Discussion

- 1 - Follow up the story by talking about it with the children.
- 2 - Continue the discussion while they do the activity.

Learning Activities

Activity Sheet.

Spies Sent to the Promised Land

References

Numbers 13-14.

Notes for Servants

- ★ Jesus cares for the birds in the air and the lilies of the field, aren't you more valuable than them? (Matthew 6:26 - 34).
- ★ The Lord is my light and my salvation, whom shall I fear? The Lord is the strength of my life, of whom shall I be afraid? (psalm 27:1-2).
- ★ Note Hoshea and Caleb's faith and their trust in the power of God and His promises in spite of the logical and natural obstacles.

Objectives

General: The perfection in God's promises.

Specific:

The children will be able to ...

- A. Understand that God's promises must be fulfilled no matter what.
- B. Know that everything is possible if we believe in Him.
- C. Learn some life applications for this.

Bible Verse

" I will not leave you nor forsake you. Be strong and of good courage. "

(Joshua 1:5-6)

Teaching Aids

Picture for lesson.

Instruction

- (1) Review last week's lesson.
- (2) Who remembers the verse?
- (3) Remind the children about the church occasions for the coming week.

Story Time

God looked to the nations situations and what the Pharaoh has done to them. So, He wanted to save them from being slaves. He chose the prophet Moses to lead the nation to the land which God promised them to inherit a land which flows with milk and honey.

- Who remembers the name of this land?

Indeed Moses obeyed God and led the nation depending on God because God said, "I will not leave you nor forsake you." On their way, they sang and God showed many miracles through them.

- Who can remember some of these miracles?

Moses led the nation until they reached the Jordan river. God guided Moses to send men to discover the promised land, Canaan. Moses chose one man from each tribe.

- How many tribes were there?

From the tribe of Judah he chose a man called Caleb and from the tribe of Ephraim he chose a man called Joshua. Moses held a special meeting and reminded them that God said, "I will not leave nor forsake you."

- What did Moses tell them in this meeting?

- Who can remember the verse?

The twelve asked the whole nation to pray and they began their journey. On their way, they sang to God and if one of them got tired the rest encourage him by saying the verse, "I will not leave you nor forsake you." They prayed until they reached the city. They found that it was full of good and great wealth. It was the time of grapes, so they brought with them pomegranates, figs and a huge branch of grapes that they weren't able to carry except between two of them on a pole. Then they returned after they stayed forty days.

- How many were those who went to spy the land?

- What did they carry with them?

When the twelve returned back, they met Moses. He blew the trumpet and the nation gathered. They told them that the land flows with milk and honey, full of grass, beautiful flowers and delicious fruits. They brought to them this branch of grapes to know that they were saying the truth. (Here the teacher can say a dialogue which might have taken place between the nation and the twelve and how ten of the sent tried to frighten them and convince them that they would not be able to enter their land. Also, they said the people were giants and the cities were well protected and the fences were high. Then, the teacher can discuss the nation's fear, their withdrawal and their demand to choose a leader from them to turn them back to Egypt where they came and show the faithful characters of Hoshea and Caleb. They tried to calm the people down and encourage them by saying, "The land is very good, if God loved us he would give it to us and the way to it is easy. He said, "I will not leave you nor forsake you." Remember the miracles which God made with us and if God is with us we won't be afraid. The nation didn't listen to them, but shouted and threw stones at them.)

The glory of God appears in the tabernacle of meeting before all the children of Israel. The Lord's announcement came that no one from the people will see the land except Joshua and Caleb who obeyed God and were honest in Him. Indeed the war began and God was with the people and they defeated their giant enemies because God said, "I will not leave you." None of those twelve entered the good land except Joshua and Caleb.

Discussion

- 1 - Follow up the story by talking about it with the children.
- 2 - Continue the discussion while they do the activity.

Learning Activities

Activity Sheet.

Lesson No. (3)

Crossing the Jordan river

References

Joshua 3, 4.

Notes for Servants

- ★ I will not leave you nor forsake you. Be strong and of good courage. This is God's voice to all the servants.
- ★ "This book of the law shall not depart from your mouth, but you shall meditate in it day and night that you may observe to do according to all that is written in it. For then, He will make your way prosperous and then you will have good success." This is what God told Joshua and still is telling to us today.
- ★ How many obstacles occur in our way like the Jordan river? (Sins, friendship problems , circumstances and environment). God can award us with success.

Objectives

General: God's power and His care for us.

Specific:

The children will be able to...

A. Know God takes care of His nation

B. Know that with God everything is possible.

Bible Verse

"Bless The Lord O my soul and forget not all his benefits."

(psalm 103:2)

Teaching Aids

Servant should prepare his own.

Instruction

- (1) Review last week's lesson.
- (2) Remind the children about the church occasions for the coming week.
- (3) What is the river which the nation previously passed after getting out of Egypt?
- (4) Who led the people after Moses?

Story Time

After the death of Moses, God talked to Joshua saying, "I chose you to lead the nation to Canaan

and cross the Jordan river with them and divide the land for them.” Joshua told God, “God, I do not deserve it and I am young. God answered him, “Be strong and of good courage, do not be afraid. As I was with Moses so I'll be with you I will not leave you nor forsake you. Be strong and of good courage. Joshua gathered the people and told them, “Today, I am your servant. I will lead you to Canaan, so obey me so that God would be satisfied with me and you and give us this land and drive out our enemies before us.”

Very early one morning Joshua gathered the people and told them, “Be ready and he arranged them into groups and started walking and their walking progressed day by day. Sometimes, they sang and sometimes they prayed. When they felt hungry they ate and when they felt thirsty they searched for a place where they can find water and drink. If one got tired the others encouraged him and all sang to God together.

They reached Jordan river and it was full. The nation stood in front of this wide river which was full of water in surprise asking each other, “How could we cross that huge river with our army, our wives, our kids and our cattle?” Expecting a miracle to happen, Joshua on the third day ordered the people to sanctify themselves that is to say not to do a sin and clean their bodies and wear clean clothes telling them that God will make with us a great miracle. And after the third day Joshua ordered the priests to carry the ark of the covenant and to cross over before the people.

He ordered the people to follow the ark yet there shall be a space between you and it. The priests took the ark with care from the holy hollies and carried on their shoulders and they walked in front of the people and when they reached Jordan river the miracle happened. When the feet of the priests bearing the ark of the Lord rest in the waters of the Jordan that the waters were cut off from both sides and in the middle of the river was dry ground. The priests walked followed by the rest of the people praising and singing to God. When they reached the middle of Jordan the priests stood firmly and all the people crossed over saying, "Bless The Lord, O my soul."

While they were walking Joshua chose twelve men from the twelve tribes to pick up twelve stones from the bottom of the river where the priests feet stood to take them as a remembrance of God's care. Joshua set up twelve stones from the midst of the Jordan and they are in the same place to this day as a memory of the great miracle. Then, it came to pass when all the people had completely crossed, following the priests bearing the ark. Joshua ordered the priests to come up from the Jordan and when they reached the shore the waters of the Jordan returned to its place and flowed over the Jordan river which was full with water. In this way, God led the nation which loved him and obeyed him with peace and in a strange way.

Discussion

- 1 - Follow up the story by talking about it with the children.
- 2 - Continue the discussion while they do the activity.

Learning Activities

Activity Sheet

Lesson No. (4)

Elisha Purifies the waters of Jericho

References

2 Kings 2.

Notes for Servants

- ★ The salt that Elisha cured Jericho's water with, indicates to God's children, which God created the world. "You are the salt of the earth." God's blessings are in them. So, am I one of God's children?

Objectives

General: God's power and His care for us.

Specific:

The children will be able to...

A. See God's power through His children.

B. Learn that when we come closer to God, we can do great wonders.

Bible Verse

" The effective, fervent prayer of a righteous man avails much. "

(James 5:16)

Teaching Aids

Servant should prepare his own.

Instruction

- (1) Review last week's lesson.
- (2) Remind the children about the church occasions for the coming week.
- (3) You may touch the intercession subject: Alice asks the intercession of Elijah's Lord to divide the river and lead the children to ask the intercession of one of the saints to be a friend.

Story Time

After Elijah's death, God consoled His disciple Elisha by telling him, "I am going to be with you" Elisha was encouraged and stood in front of Jordan river. To imitate Elijah, he held his mantle and struck the river but the water did not divide itself. So, he said to God, "Oh my Lord, why doesn't this stubborn water obey me? Didn't you tell me I am with you? Lord, make a miracle not for me but for the people to believe that You sent me after Elijah. You said, 'The effective fervent prayer of a righteous man avails much.'" Then, he held the mantle again and said, "Oh, Elijah's Lord." He struck the water and it was divided this time, then he sang to God.

Elisha was in Jericho and the city men heard about him, they went to welcome him. "Our city is pleasant but it's water is bad. Please change this bad water into good water so that the land would be fruitful and the agriculture would begin." He told them, "Bring me a new bowl and put regular salt in it." So, they brought it to him and he took it, went out to the source of water and threw the salt in and said, "Thus says the Lord, I have healed this water from it there shall be no more death nor barrenness." So, the water remained healed to this day according to the saying of Elisha. The city became a source of support to its residents in the palms, grass and trees.

Questions:

- 1 - Why did Elisha ask for a new bowl?
- 2 - What is the meaning of God's speech, "You are the salt of the earth."
- 3 - What are the qualities you'd want to be in you from Elijah and Alice's life?
- 4 - What is the city that had bad water?
- 5 - What did Alice do to heal the water?

Discussion

- 1 - Follow up the story by talking about it with the children.
- 2 - Continue the discussion while they do the activity.

Learning Activities

Activity Sheet.

Lesson No. (5)

Alice and the Shunamite woman

References

2 Kings 4.

Notes for Servants

- ★ These things I have spoken to you that in Me you have peace. In the world you will have tribulation, but be of good cheer I have overcome the world. (John 16:33)
- ★ You can ask yourself, am I at peace with God, with myself, with others? Do I feel peace in grief and sadness? Do I thank God in every thing?
- ★ The Shunemite's ONLY son had died, and she left him in his bed and went to Alice the prophet he asked her a question which affected her feelings: Is it well with the child? with you? with your husband? She answered it is well. This is the peace, faith which no one can remove from the hearts of it's owners whatever were the circumstances.

Objectives

General: God's power and his care for us.

Specific:

The children will be able to...

A. See God's power in His saints.

B. Learn that can give us the same power if we believe in him.

Bible Verse

**"I am the resurrection and the life. He who believes in Me,
though he may die, he shall live."**

(John 11:25)

Teaching Aids

Servant to prepare his own.

Instruction

- (1) Review last week's lesson.
- (2) Remind the children about the church occasions for the coming week.

Story Time

God in the past before Jesus was born was dealing with nations through His saintly prophets. He was showing His power through them so that the people might see what they do and glorify Him. As we saw Alice's power in healing Jericho's water we will see also that God let him do another great miracle.

From the countries which Alice (Elisha) was serving a city named Shunem. There was a great notable and rich woman, her husband had wide land and many harvests, and whenever Alice used to go to the city this woman insisted to have him as her guest: Please come to our house, bless us and honour us eating something and he always used to respond to her invitation because of her simplicity and caring. As

an ideal servant, Alice had to repeat his visit in the countries to outreach and visit the sick and consoles those who are in grief and pray for them, preach them and solve their problems. He had no place to pass the night either in Shunem nor in any other city.

One day the woman talked to her husband saying: what do you think if we made for the man of God a small upper room, so it will be for him whenever he comes to us he can pass his time in there? Her husband agreed. She prepared the upper room, put a bed, a table, a chair and a lamp (the teacher asks about the use of everything) When the prophet Alice came to Shunem this generous family showed him the upper room, he was pleased and thanked them. God blessed the Shunemite's house. Alice wanted to reward the woman, and he knew that she needed to have a son. Alice asked the woman "Do you need anything?" she said "Thank God we are satisfied and content but we have no children." He told her After a year you will get a son.

After one year God gave her a son. He grew up and he used to go with his father to the field. In the harvest season he went out with his father. The weather was hot and the boy did not bear it. He caught a sun stroke. He was tired, dizzy, got fever and suffered from his head. The boy was taken home to mom. His mom kissed him, hugged him, took him on her lap. The boy was crying suffering from fever and the mother was praying: Lord have mercy and heal my child. The boy deteriorated and died. She prayed, "As Your will God," and carried him and put him on Alice's bed in the upper room. She knelt in front of the bed and the dead boy and prayed (O God I didn't have a son and through the prayers of Your prophet Alice you gave me this son who is dead now but I believe he would be alive again. If this is Your will I thank You for everything).

She looked about the man of God. She knew that he was at mount Carmel. The prophet saw her coming. When he saw the Shunemite he asked her is it well with you? She answered it is well ... Is it well with your husband ... Yes it is well. Is it well with your son? ... It is well. Her faith was great. Then she came near him, bowed in front of him to the ground as a sign of respect and honour.

With few and quiet words she told him about what happened. He ordered Gehazi to take my garment and go ahead of him. He said; "Don't greet anybody in the way, put the garment on the face of the child." Gehazi returned and informed that he did what his master asked him to do but the boy didn't rise.

The Shunemite insisted that he go with her. In the way Alice was praying deeply "O God make Your name great". When he reached the house he prayed while he was going to the upper room. When he saw the dead boy he prayed "O God nothing is impossible for you, glorify Your name so that this family would believe in You". He went up on the bed, laid on the child, put his mouth on the lad's mouth, his eyes on his eyes, his hands on his hands and he stretched himself on the child. The problem is difficult and he looked as if he were giving the child from his own spirit. The prophet rose, walked back and forth in the house, praying again to God. Once more he went up and stretched himself out on the lad and the child sneezed seven times opened his eyes. Amazing the miracle happened, the boy rose up. God hears the prayers of faith.

Discussion

- 1 - Follow up the story by talking about it with the children.
- 2 - Continue the discussion while they do the activity.

Learning Activities

Activity Sheet.

Lesson No. (6)

Saving the Prophets From The Poison

References:

2 Kings 4.

Notes for Servants

- ★ God does not make a miracle unless it is necessary for it. The Jews asked for a miracle, but He did not respond to them.
- ★ Contemplate the Holy sacraments. Most of the time God made miracles with His power but some were under seen materials. In this miracle, Elisha put flour in the pot while it was full of poisoned bitter food, so it changed to good food.
- ★ In the Old Testament to God's flesh, the perfect liturgy makes the flour pounded with the oil as a sign that He was incarnated by the Holy Spirit. So, maybe this accident is a symbol that the bitterness and the poison which was in the wild vine is the mankind. Bitterness as a result of Adam's fault, the flour points to the promise of incarnation in which the salvation will come.

Objectives

General: God's protection of His children.

Specific:

The children will be able to...

- A. Learn that God is Almighty and has control over everything.
- B. Know that He protects us because He loves us very much.
- C. Understand that the Devil has no authority over us unless we allow him.

Bible Verse

"And if they drink anything deadly it will by no means hurt them. "

(Mark 16:18)

Teaching Aids

None.

Instruction

- (1) Review last week's lesson.
- (2) Remind the children about the church occasions for the coming week.
- (3) Who among you prays before eating?
- (4) Who gives thanks after eating?
- (5) Should we make the sign of the cross before eating?

Story Time

One day, the prophet Elisha received guests, almost 50 people. Elisha was sitting and they were sitting in front of him. They liked to hear his teachings and his stories with joy because they were useful and interesting. Elisha loved them, sat with them, asked them, answered them and heard them speak. There was a famine in the land at these days, there was no rain. The plants died and the land did not give its harvest. But God said, "I will not forsake you."

Elisha found that it was suitable beside giving the spiritual food to his disciples to offer them the material food also. So, he thought about having them as guests. He called them with complete politeness saying, "No doubt that you are hungry, honour me by eating food with me." They agreed. Elisha ordered Gehazi to make food for them and boil it in the pot of stew. Except that Gehazi was lazy and disobedient, he did not go to pick up fruits from the herb field because it was far, but brought wild gourds (winter squash) which is a plant without stems. He filled his clothes and returned to slice them into the pot of stew and nobody knew about it. What a sorrow! The food was bitter and caused vomiting and sickness. He offered it to the guests. As soon as they felt the bitter taste they were afraid to continue eating.

It seems that Elisha was not eating with them, but serving them. As soon as they felt the danger they cried to him and said, "There is death in the pot, O man of God." He knew by spirit what happened, so he said do not be afraid because God said, "If they drink anything deadly it will by no means hurt them. Give the flour to me." He put it into the pot and he ordered them to eat. They ate and as if there was nothing harmful or bitter in the pot and Elisha stood serving and greeting them. They glorified God for this miracle and for His care which He showed through His prophet Elisha and they left giving thanks to their teacher for his nice invitation and his teaching. They asked Elisha to pray for them.

Discussion

- 1 - Follow up the story by talking about it with the children.
- 2 - Continue the discussion while they do the activity.

Learning Activities

Activity Page.

Lesson No. (7)

THE TABERNACLE OF MEETING & THE ARK OF THE COVENANT AND GOD'S PRESENCE IN IT

References:

Exodus 25.

Notes for Servants

- ★ Be patient when you study the chapters about the Tabernacle of Meeting so that you may know how the Lord cares about the ritual aspects in worship.
- ★ The glory of the Lord filled the Tent. We are the Temple where the Spirit of God abides. May He be glorified in our life with the glory of the New Testament.
- ★ Read the Epistle to the Hebrews to learn the lesson of the necessity of obeying the Commandments of God and to deserve the blessing of the Divine Blood.

Objectives

General: The establishment of the church in the Old Testament and the presence of the Lord in it.

Specific:

The children will be able to...

- A. Learn that the Temple in the past and the Church now are the Houses of the Lord.
- B. Understand the holiness of the House of God
- C. Give the church the proper respect as the House of God.

Bible Verse

" I was glad when they said unto me, Let us go into the house of the LORD. "

(Psalms 122:1)

Teaching Aids

1. Video.
2. A small model of the Tent and its contents or a big picture or models of the lamps, the altar, censer or the picture of the lesson.

Instruction

- (1) Review last week's lesson.
- (2) Who remembers the verse?
- (3) Remind the children about the church occasions for the coming week.

Story Time

The Lord brought His ancient people out of the land of Egypt, out of bondage and rescued them from tribulation and severe slavery. He led them to the wilderness and made many miracles for them. They wanted to thank God, but did not have a church to meet in. They prayed that the Lord may give them a church to pray in. Moses desired to build a church. All the people waited for the Commandments of God.

God called Moses and spoke to him. Moses held a great meeting with the people. He asked them to sanctify themselves (ie. to wash and pray) as the Lord would speak to them. The Lord spoke to them about the Law. Then, he ordered Moses to go up the mountain. The people stood in fear and kept quiet. They heard the sounds of thunder, lightning and horns. Moses stayed with the Lord for forty days. The Lord gave him the Tent design.

The Tent have three divisions:-

1. The Holy of Holies: contained the Ark of the Covenant covered in all sides with gold which contained the tables of the covenant and a golden urn holding the manna.
2. The Holy Place: contained the altar of incense, the lamp stand and the table.
3. The Outer Court: contained the altar of burnt offering and the laver. (Servant explain the priest's service, the offering of the sacrifice, the incense and that the High Priest entered the Holy of Holies once a year.) Moses was happy and went down quickly.

Moses went down and gathered the people and asked them to give their gifts. (Explain how the people were happy to offer their gifts and how they gave many things) They began to make the Tent and they set it up. The glorious presence of God was in the Tent. All the people kept silent in submission. They all rejoiced and thanked the Lord as we thank Him for His presence with us in the church nowadays.

Discussion

- 1 - Follow up the story by talking about it with the children.
- 2 - Continue the discussion while they do the activity.

Learning Activities

Activity Sheet.

Lesson No. (8)

THE AWESOME ARK OF COVENANT AND THE TERRIBLE PLAGUE

References:

I Samuel 5,6.

Notes for Servants

- + When the Ark of the Covenant was taken into the Temple of Dagon and the Statue of Dagon fell face down on the ground. Likewise, when Christ enters your heart, He will drive all sins out.
- + The Ark of the Covenant struck the Philistines when it was among them and those who received the Holy Communion without repentance or without being prepared will suffer the same thing.

Objectives

General: Showing reverence to the Sanctuary, the Service vessels and the icons.

Specific:

The children will be able to...

- A. Understand the importance of the Ark of the Covenant.
- B. Learn how the Israelites used to treat the Ark.
- C. Relate between the Ark and the Altar.

Bible Verse

"Thy testimonies are very sure: holiness becometh thine house, O LORD, for ever."

(Psalm 93:5)

Teaching Aids

A model of the Ark of the Covenant containing the tables of the Covenant, the urn holding the manna and Aaron's rod, pictures of all these, the picture of the lesson or draw all these things on the blackboard.

Instruction

- (1) Review last week's lesson.
- (2) Who remembers the verse?
- (3) Remind the children about the church occasions for the coming week.

Story Time

- + What were the contents of the Ark of the Covenant?
- + What does it stand for? Who were dedicated to serve it?

There was once a terrible war between the Philistines and the Ancient People. The Philistines defeated the Israelites and took the Ark of the Covenant. The Israelites were ashamed of themselves and were very sad. The Philistines took the Ark and put it in their temple of Dagon with great delight. They exercised their pagan rites (prayers, fire, dancing, etc.) Then, they went to bed. Next morning they were surprised to find Dagon with its face to the ground. They were ashamed of that. They set it up again. The upper half of the statue of Dagon was in the form of a man and the lower part in the form of a fish. Early the following morning they saw that the statue had again fallen down in front of the Covenant Box. This time its head and both its arms were broken off and were lying in the doorway. What a shame! They went back home with severe pain and tumours. The next morning, they went with difficulty to their fields and mice devoured the crops.

The leaders of the Philistines gathered. The problem must be solved. (Describe the scene and the conversations about the Covenant Box.) They put it on a wagon. They took two cows and hitched them to the wagon. The cows started off on the road, they knew their way and the Philistines followed them. The people took the Covenant Box with great respect. The Lord blessed that city which honoured the Covenant Box.

Discussion

- 1 - Follow up the story by talking about it with the children.
- 2 - Continue the discussion while they do the activity.

Learning Activities

Activity Sheet.

Lesson No. (9)

**SHOWING REVERENCE FOR PRIESTS
AARON'S ROD**

References:

Numbers 17.
The Sacraments of the Church.

Notes for Servants

- ★ Korah, Dathan and Abiram rebelled against Moses and Aaron, so they were severely punished. Let's not complain because of what the Lord has given our brethren. Let us submit our will and heart to Him. Let us not be selfish.
- ★ The Lord gave Aaron's stick the power to grow and to live. If your life suffers from spiritual dryness and if your service suffers from spiritual bareness, let us lay our hopes on Christ.
- ★ The rod is a symbol of St. Mary the Virgin who conceived Christ without human seed. Let us take Christ into our hearts and our life and let us always intercede with His kind mother.

Objectives

General: Children should show reverence for our fathers, the priests, and pray for them so that the Lord may help them to care about us.

Specific:

The children will be able to...

- A. Understand why we kiss Abouna's hand (because he holds by his hands the flesh and blood of the Lord.)
- B. Show respect for the priests because he is God's servant.
- C. Obey him because he speaks to us God's word.

Bible Verse

*"He that receiveth you receiveth me,
and he that receiveth me receiveth him that sent me."*

(Matthew 10:40)

Teaching Aids

Some vestments, pictures, a model of the Ark of the Covenant, some sticks or the picture of the lesson.

Instruction

- (1) Review last week's lesson.
- (2) Who remembers the verse?

(3) Remind the children about the church occasions for the coming week.

Story Time

Some people of the Old Testament desired to become priests. They rebelled against Moses and Aaron. Those rebels were Korah, Dathan and Abiram and 250 other leaders. They rebelled against the leadership of Moses and Aaron. When Moses heard this, he threw himself on the ground and prayed. Then, he said, "Tomorrow morning the Lord will show us who belongs to Him." They all went home. (What do you think people said to each other on that night? "May Moses win victory over those wicked people.")

The next morning, the rebels came carrying censers. All the people assembled to see what would happen. Moses and Aaron prayed, "O Lord, solve this problem." Every man took his fire pan, put live coals and incense on it. The ground shook under them and they all cried in fear. The earth split under them and swallowed them. The others ran away in great fear. They searched for the rebels, but they were under the ground. The Lord honoured Moses and Aaron.

The Lord wanted to show the people that He had chosen Moses and Aaron. He ordered the leaders of the community to give Moses twelve sticks, one from the leader of each tribe and to write each man's name on his stick. Aaron also did so. The Lord said to Moses, "The stick of the man I have chosen will sprout." Moses then put all the sticks in the Tent in front of the Lord's Covenant. The next day, when Moses went into the Tent, he saw that Aaron's stick had sprouted. It had budded, blossomed and produced ripe almonds. How did that happen? In no time, without water or soil! It was a miraculous deed. They all showed respect for Aaron and came to kiss his hand and ask him to forgive them and pray for them. He who puts Christ's Body on his hands, preaches to us, receives our confessions and prays for us.

Discussion

- 1 - Follow up the story by talking about it with the children.
- 2 - Continue the discussion while they do the activity.

Learning Activities

Activity Sheet.

Lesson No. (10)

THE PASSOVER LAMB And The Angel of Death

References:

Exodus 12.

Notes for Servants

- ★ The people wiped the blood of the Passover lamb on the door posts and the beams above the doors of their houses. This has a symbolic meaning, The Blood of Christ protects us and the Divine Justice will not punish us.
- ★ The Blood of Christ forgives the sins we committed in the past. It purifies us of our sins at present and sanctifies us for a pure life in the future. Do we submit our life every day to the Divine Blood by repentance and fellowship?

Objectives

General: Children should receive the Communion of Christ's Body and Blood, so that the Lord may forgive our sins as He forgave the ancient people.

Specific:

The children will be able to...

- A. Know how powerful the angels are.
- B. Learn about God's requirements since the beginning for confessing sins.
- C. Understand the importance of partaking of the holy communion.

Bible Verse

" In whom we have redemption through his blood, the forgiveness of sins. "
(Ephesians 1:7)

Teaching Aids

A big picture or the picture of the Lesson.

Instruction

- (1) Review last week's lesson.
- (2) Who remembers the verse?
- (3) Remind the children about the church occasions for the coming week.
- (4) Receiving the Holy Communion is very important. This is shown by a story that took place in the Old Testament. (The Servant gives many questions about the Israelites' bondage in the land

of Egypt, about their suffering and cries, about the Ten Plagues till he comes to the powerful tenth plague).

Story Time

The Lord commanded Moses and Aaron to tell the people that each family would kill a lamb named the Passover lamb or "The Pascha Lamb" (Pascha = Passover.) They should take part of the blood and lay it on the door posts and the upper beam so that when the destroyer saw the blood, he would pass and would not kill them. He told them to eat the lamb's meat in the evening with bitter herbs and their loins girded, their staffs in their hands, their lamps lit as they should be prepared to go out of the land of bondage. (Children already know the story so you can give the lesson through discussion).

At midnight, the angel came and killed the Egyptians and saved the Israelites because they offered the sacrifice. The blood was put in the shape of a cross. The Pascha lamb stood for the Lord Jesus whose blood was poured on the cross for the forgiveness of our sins.

We commit many sins, such as disobedience, sins of the tongue, anger, dispute, selfishness. If the Lord judged us, He would destroy us as He did with those sinners, but he who desires to escape punishment must receive the Holy Communion, the Blood of Christ. When the angel sees the blood, he will pass away. (Discussion about the blessings of the Holy Communion) Be prepared when you go to receive the Holy Communion. Repentance before receiving the Holy Communion is a must.

Discussion

- 1 - Follow up the story by talking about it with the children.
- 2 - Continue the discussion while they do the activity.

Learning Activities

Activity Sheet.

Lesson No. (11)

An Idea about the Sin Offering

References:

The Book of Levities.

Notes for Servants

- ★ Contemplate the five offerings of the Old Testament and how they conform to the work of the cross.
- ★ Contemplate your private life and how it needs the blood of Christ.
- ★ Do we live with the work of salvation which liberates us from every sin.

Objectives

General: Christ died on the cross to forgive our sins.

Specific:

The children will be able to...

- A. Understand that Christ died on the cross to grant us eternal life.
- B. Appreciate what He did for us on the cross.
- C. Know that we can enjoy eternal life through repentance confessing our sins.

Bible Verse

**" In whom we have redemption through his blood,
the forgiveness of sins. "**

(Ephesians 1:7)

Teaching Aids

1. A big picture of the Tent of Meeting or the Temple with its altars or the picture of the lesson.
 2. Video.
-

Instruction

- (1) Review last week's lesson.
- (2) Who remembers the verse?
- (3) Remind the children about the church occasions for the coming week.

Story Time

The people of God offered many sacrifices such as:

- a) A sin offering
- b) A sacrifice of peace offering - They ate of it and it refers to receiving the Holy Communion.
- c) The burnt offering

The sacrifices were continually offered, so that the Lord's anger might be raised. Why did the Lord forgive them after they offered their sacrifices?

We all know that Adam sinned and was driven out of Paradise and no longer dwelt with God. The Lord loved Adam and Eve in spite of their sins, but the Lord hates sin. He wanted to punish Adam because the wages of sin is death. If you eat, you shall die. Was it possible that Adam would die for his sins and rise again? This is impossible as he who dies in sin goes to Hades.

What would the Lord do? The Lord, because of His love for us, arranged an incarnation, to take out flesh and be like us in everything except sin and die to save us.

But when the Righteous Christ died, did He go to Hades as the sinners? No, then He can rise and raise us with Him. Thus Christ died for us and gave us the eternal and everlasting life. When can this be? When we repent and worship Him all the time.

(Discussion about the effect of sin on us and about the work of Christ through the cross).

Discussion

- 1 - Follow up the story by talking about it with the children.
- 2 - Continue the discussion while they do the activity.

Learning Activities

Activity Sheet.

Lesson No. (12)

OBSERVE THE LORD'S DAY - KEEP IT HOLY

References:

Numbers 15.

Notes for Servants

- ★ We do not always respect Sunday, the Lord's day. We thank God for He is merciful to us. He does not treat us the same way as He treated the people of the Old Testament.
- ★ Let us observe Sunday. Let us worship the Lord, receive the Holy Communion, read the Holy Bible, give alms and not to do anything that can be postponed so that we may devote our time to prayers and deep thought.

Objectives

General: God want us to obey His commandment..

Specific:

The children will be able to...

- A. Observe Sunday as it is the day on which the Lord rose from the dead.
- B. Make sure that they are ready for communion.
- C. Know the importance attending Sunday School and reading the Bible.

Bible Verse

" Remember the sabbath day, to keep it holy. "

(Exodus 20:8)

Teaching Aids

Draw several pictures to represent the way of observing the Lord's Day, a person praying, another bowing down, someone receiving communion, etc.

Instruction

- (1) Review last week's lesson.
- (2) Who remembers the verse?
- (3) Remind the children about the church occasions for the coming week.
- (4) Servant may start by the following question:
 - + What are the ten commandments?
 - + Why did the Lord command that the Sabbath should be remembered?
 - + What did the children of Israel do on the Sabbath? What is the Lord's Day now after Crucifixion? Why was Sunday chosen?

Story Time

Once, while the Israelites were still in the wilderness, a man was found gathering firewood on the Sabbath. He was taken to Moses, Aaron and the whole community and was put under guard because it was not clear what should be done with him. (Write down the conversation that ran among the people, between the men and Moses and between Moses and the men) Then, the Lord said to Moses, "The man must be put to death, the whole community is to stone him to death outside the camp." So, the whole community took him outside the camp and stoned him to death, as the Lord had commanded.

+ What did the man do?

+ What did Moses say at first?

+ What did the Lord say to him?

+ Why did the Lord command that all the community was to stone him? (So, you may not forget that breaking this commandment is dangerous.)

Exercise:

Hold a conversation about how to keep Sunday holy. Let the pupils give their suggestions. Then, make an agreement with the pupils to go to church and attend the Holy Mass, receive the Holy Communion, pray, read the Bible, visit the sick people and the poor people on that day in particular.

Discussion

- 1 - Follow up the story by talking about it with the children.
- 2 - Continue the discussion while they do the activity.

Learning Activities

Activity Sheet.

Lesson No. (13)

The Danger of Murmuring

References:

Numbers 21.

Notes for Servants

- ★ Moses rose the serpent in the desert as God's order so that any person who is bitten from the serpent when he looks at it shall live And God meant with this to turn the sight of all mankind to this holy slaughter which is going to be raised on the stick of the cross, and all who believes in it and look to it with his heart no doubt will live, not the flesh life only but the spiritual life as well "
- ★ God so loved the world that He gave His only begotten Son, that whoever believes in Him should not perish but have everlasting life."

Objectives

General: God hates sin.

Specific:

The children will be able to ...

- A. Understand God's hatred for sin.
- B. Know that God does not like us to share our hearts with anything else in the world other than Him.
- C. Learn the relation between this lesson and the crucifixion.

Bible Verse

“We have sinned, for we have spoken against The Lord and against You.”

(Numbers 21:7)

Teaching Aids

Felt figure and flannel board.

Instruction

- (1) Review last week's lesson.
- (2) Who remembers the verse?
- (3) Remind the children about the church occasions for the coming week.
- (4) Draw children's attention to how they benefit from the cross in their practical life.

Story Time

You know how God took care of His people in Egypt and how He rescued them from Pharaoh's slavery. The people went out by Moses leadership and Moses struck the sea with his stick so the people crossed on the dry land. God led them in the day by a cloud and by with a pillar of fire. God gave bread from heaven and water from the rock. God also, took care of them spiritually as well and handled to his servant Moses the ten commandments.

In spite of all this the people murmured (complained) against God and Moses. They complain against the bread from heaven and there was nothing else to eat. God was angry at them and sent deadly serpents on them. The serpents came out and spread everywhere and whoever was bitten by the serpent died. Many people died and the punishment was strong and powerful. The pain was great and the people knew that God is angry.

They cried to Moses admitting " We have spoken against the Lord and against you. Pray to The Lord that He takes away the serpents from us. Our evil is great and God won't hear us." Moses asked them, "Would you repent and stop murmuring?" They said: "We do."

Moses went to an empty space and he stood and prayed " O God we sinned, me and the people against You. Forgive me and them. Take away the serpents from them. Glory be to You, Amen". God loved His servant Moses because he was honest and obedient. God told Moses "Make a fiery serpent and set it on a pole, and it shall be that everyone who was bitten, when he looks at it shall live." So, Moses made a bronze serpent and put it on a pole. He gathered the people, told them that God ordered this whoever looks to this serpent with faith he will be healed from the serpent's poison. The people believed.

- 1 - Did the people appreciate God's favour to them?
- 2 - What did they tell Moses about the bread from heaven?
- 3 - What was God's punishment to them?
- 4 - What does the bronze serpent symbolize in the new testament?

Discussion

- 1 - Follow up the story by talking about it with the children.
- 2 - Continue the discussion while they do the activity.

Learning Activities

Activity Sheet.

Lesson No. (14)

The Danger of Injustice

References:

1 Kings 21.
Explanation of 1 Kings - St. George Church - Sporting

Notes for Servants

- ★ Injustice is a common sin - desire for having what belongs to others - cruel treatment - despising others because of their weakness or any spiritual blemish or inherent or social deformity is injustice.
- ★ Injustice means a denial of the existence of God... It is known that God defends the oppressed and that the oppressor does not see that able supporter.
- ★ Satisfy yourself with the Lord. Do not desire anything that belongs to this world but be satisfied with what you have.

Objectives

General: We should be happy for everybody.

Specific:

- The children will be able to ...
- A. Be content with what we have, and do not wish what is belong to the others
 - B. Understand that anything we have is a gift from God, we should be happy with it.
 - C. Know that trying to have what is not belong to you is a sin.

Bible Verse

“Be content with such things as ye have.”

(Hebrews 13:5)

Teaching Aids

1. Video.
2. The picture of the lesson - A big picture of the lesson or a vine of grapes - a small vine branch.

Instruction

- (1) Review last week's lesson.
- (2) Who remembers the verse?
- (3) Remind the children about the church occasions for the coming week.

Story Time

King Ahab was a wicked king who did evil before the Lord as he married a pagan woman named Jezebel and through her, paganism spread among the people of Israel. Jezebel cared for about 850 priests... So the Lord was angry with the people and prevented the fall of rain for three years. Ahab did not repent but he went on committing sins and keeping away from the Lord and his heart was thick and dark. He was a cruel man as he sold himself to the devil.

One day, Ahab went out for a walk. He saw Naboth's vineyard... He asked (Describe the king and the people around him answering his questions). He sent for Naboth (a conversation between the merciless king and Naboth the poor man who insisted on keeping the land of his fathers for himself.) Ahab felt ashamed before the people. He was annoyed and went back home sadly. (Describe how he entered the palace and how the soldiers saluted him and the music that was heard and how he grieved.) Jezebel welcomed him. She was surprised to see him sad. (A conversation between them... he refused to eat... she encouraged him to treat Naboth cruelly and promised that she would give him the vineyard.) Jezebel used the king's seal and called for the elders. They proclaimed a day of fasting... They got a couple of scoundrels to accuse Naboth of cursing God... The elders carried out the plan. (Describe how they gathered people through horns... People were surprised... What is up? The people came quickly to the place of judgment... The court was held. They stood in silence... Judgment began... They asked him... he denied... they bore false witness... They stoned him to death... They were all deceived... They left his dead body for the dogs to lick it... They came back to Jezebel. (Describe them when they told Jezebel of what they did... Jezebel and Ahab rejoiced)... Ahab went out to take possession of Naboth's vineyard. He rejoiced as his hope was fulfilled.

Next morning, he worked and sat on his throne happily and then he went to the vineyard. He saw a man coming from the distance... a girdle of leather round his waist... Ahab was horrified... That was Elijah... "Have you caught up with me, my enemy?" (Describe the conversation between them in a lively way... The Lord's judgment grieved Ahab)... He went sadly back to the palace... He told Jezebel of what happened. Days went by... The Divine words came true. Ahab was killed in the battle and the dogs licked up his blood... and the same thing happened to Jezebel later on.

Discussion

- 1 - Follow up the story by talking about it with the children.
- 2 - Continue the discussion while they do the activity.

Learning Activities

Activity Sheet.

Lesson No. (15)

The Exile in Babylon

The Result of Sin

References:

2 Kings 25.

Notes for Servants

- ★ Although God is patient and merciful and slow in anger but also He is fair and hates sin, He gives the sinners many chances to repent and turn to Him.
- ★ When we use God's mercy in continuing sin, He would punish us as His children.
- ★ “Despise thou the riches of his goodness and forbearance and long suffering; not knowing that the goodness of God leadeth thee to repentance? But after thy hardness and impenitent heart treasurest up unto thyself wrath against the day of wrath and revelation of the righteous judgment of God.” (Romans 2:4&5).

Objectives

General: The result of sin is problems in life and loss of eternal life.

Specific:

The children will be able to ...

- A. Know God does not tolerate sin, but hate sin very much.
- B. Understand that when we do bad things, God allows things to happen to us to teach us a lesson to go back to Him.
- C. Learn some bad results of sins, such as result of smoking, drinking ...etc.

Bible Verse

“God be merciful to me a sinner.”

(Luke 18:13)

Teaching Aids

Felt figure and flannel board.

Instruction

- (1) Review last week's lesson.
- (2) Who remembers the verse?
- (3) Remind the children about the church occasions for the coming week.

Story Time

In the ninth year of Zedekiah's reign in Jerusalem. He did evil in the sight of The Lord. The people followed him, they left God's command and did not appreciate His goodness. God chose another way to punish them. He was beside the king of Jerusalem. What is his name? A great king Nebuchadnezzar the king of Babylon who came to fight the king of Jerusalem. They entered the city and robbed it. They killed many people and built a siege wall against it all around. The siege continued for two years. The famine was so severe and the people needed bread to live. The king of Jerusalem escaped and fled at night with some of his army from the palace. They went out of the garden to a wide and easy place. The king ran with an amazing speed. The enemy armies rushed into the temple and palace. They discovered that Zedekiah the king escaped. They followed him and captured him and took him to the king of Babylon. They judged him as follows: a. His prophets, sons and leaders will be killed before his eyes, b. Put out his eyes, c. Bound him with bronze fetters, d. Thrown in Babylon's prison.

- 1 - What was God's feelings towards the people's sin?
- 2 - What is the meaning of exile?
- 3 - Who is able to forgive our sins?
- 4 - Mention the punishment that came upon the king of Jerusalem?

The case did not end at this point but the king of Babylon came. What is his name? and he burnt God's house, robbed the vessels, and burnt the king's house and all the houses of the great men and broke down the walls of Jerusalem all around and carried captives: the rest of the people except the prophet Jeremiah. The situation of the people remained like this for a long time. Their hearts melted, softened in it. They cried: God have mercy upon us, we have sinned against You. Do not forget Your promise and covenant to Your people. Would You return and have mercy upon us.

As we are all sinners we will repent for the past and present sins and we cried to God saying " God be merciful upon us the sinners.

- 1 - What did Nebuchadnezzar the king of Babylon do in the city of Jerusalem?
- 2 - What did Nebuchadnezzar do in the king of Jerusalem and the nation?
- 3 - What did Nebuchadnezzar do in the house of The Lord, the house of the king?
- 4 - What was the cause of all these troubles?

Discussion

- 1 - Follow up the story by talking about it with the children.
- 2 - Continue the discussion while they do the activity.

Learning Activities

Activity Sheet.

Lesson No. (16)

Ananian and Saphira

References:

Acts 5:1-11.

Notes for Servants

- ★ We have to look honesty in its great meaning Is our feeling to everybody with true love? Is our repentance true? And is the fact of our religion true love for God?
- ★ Do I lie even if it is for fun?
- ★ Honesty does not oppose to fitness and hiding the fault to avoid hurting feelings.

Objectives

General: Sinning is against God.

Specific:

The children will be able to ...

- A. Understand the sin of Ananias and Saphira.
- B. Learn that donation is by choice.
- C. Know that when you lay to anyone you sin against God Himself because God is truth.

Bible Verse

“Thou hast not lied unto men, but unto God.”

(Acts 5:4)

Teaching Aids

None.

Instruction

- (1) Review last week's lesson.
- (2) Who remembers the verse?
- (3) Remind the children about the church occasions for the coming week.

Story Time

The teacher reads Ananias and Saphira story from the Bible, which confirms that donation was by choice. The servant introduces by leading the children's attention on the basics which Christianity was built on love, sacrifices and organization ... and he touches the way of collecting and distributing donations in the days of the disciples (Acts 2:44-45). The children conclude through the teacher's question that according to this :

- 1 - There was neither rich nor poor but everything was shared.
- 2 - All the Christians used to eat at home with joy and simple heart praising God.
- 3 - The rich people were not forced to donate but it was their choice.
- 4 - The apostles were supervising the financial situation and they distributed it among the people according to their needs.
- 5 - When the evangelic work increased on the apostles they appointed seven deacons reputable and full of the holy spirit to accomplish this duty and they were receiving their authority from the apostles (bishops).
- 6 - The apostles did not save the money although it was too much and this is proved by Peter telling the lame man silver and gold I do not have but what I do have I give you.

Then the servant asks:

- 1 - What are the qualities which are obvious in the first church?
- 2 - To what limit were the apostle caring about money?
- 3 - How could everyone find his needs?

Discussion

- 1 - Follow up the story by talking about it with the children.
- 2 - Continue the discussion while they do the activity.

Learning Activities

Activity Sheet.

Lesson No. (17)

The Rich man and Lazarus

References:

Luke 16.

Notes for Servants

- ★ What is the sacrifice that you can offer to the poor and needy?
- ★ Do you offer the tithes of your time, health, or at least your money to God?
- ★ What is your aim in this offering? Is it the world glory or in secret to worship God?

Objectives

General: Neglecting helping the poor and the needy is a sin.

Specific:

The children will be able to ...

- A. Learn the meaning of the two words “poor and needy.”
- B. Be merciful to the poor and the needy.
- C. Know how to help who needs help.

Bible Verse

“Now he is comforted and thou art tormented.”

(Luke 16:25)

Teaching Aids

None.

Instruction

- (1) Review last week's lesson.
- (2) Who remembers the verse?
- (3) Remind the children about the church occasions for the coming week.
- (4) The Servant introduces to this story by mentioning to the kids about the poor and the rich situation ... help the children in describing the rich situation... beautiful houses... servants... busy with his money daily morning and night... their food and clothing ... etc.
- (5) The Servant describes Lazarus' situation in his food ... his clothes ... sitting at the rich man's gate ... his desire to be fed with the crumbs which fell from the rich man's table ... The rich rejected Lazarus cruelly ... The dogs licked the poor's sores ... Ask the children : How was the rich situation on earth? How was Lazarus' situation? Is this life eternal?

Story Time

Read the story from the Bible.

Servant should explain how the people of the world deal with the death of each of them and how the heavenly dealt with both of them.

The beggar died ... nobody celebrated him on earth but the angels did carry him to Abraham's bosom because he used to pray and glorify God.

The rich man died ... all the country celebrated him ... they cried for him ... they shrouded him ... they went out and bid him farewell to the grave with musical instruments ... The great men of the country ... the religion men ... the friends ... the neighbours ... the relatives ... he is being in torments in hades. what did happen in heaven?

The rich man's sorrow when he lifted his eyes up ... saw the poor man in Abraham's bosom. He regreted what he did because of his hard heart and not having sympathy on others and enjoying his life without caring for others.

- 1 - What was the punishment of the rich man? and why?
- 2 - Describe the situation of the rich man and Lazarus in the other life.

Discussion

- 1 - Follow up the story by talking about it with the children.
- 2 - Continue the discussion while they do the activity.

Learning Activities

Activity Sheet.

Lesson No. (18)

THE MAGI (THE WISE MEN)

References:

Matthew 2:1-12.

Contemplation on Nativity - H. H. Pop Shenouda III.

Notes for Servants

- ★ The Magi gave Jesus gold, (because He is King) frankincense (for His priesthood) and myrrh (for His sufferings to save us).
- ★ Contemplate how the Magi set their minds on the coming of Christ and how the Jews were indifferent. Make a comparison and see where you stand.
- ★ Enter your private prayer room and pray the Lord to guide you by His light to Bethlehem. So that, Christ may abide in your heart and cleanse you from all sins.

Objectives

General: To show how the Magi loved the New Born Divine Baby and the necessity of showing our love to Him.

Specific:

The children will be able to ...

- A. Learn that the wise men represent the gentiles in welcoming Christ to the world.
- B. know the meaning of each gift.
- C. Express what gift they can give to Jesus today.

Bible Verse

“ They presented unto him gifts; gold, and frankincense, and myrrh. ”

(Matt 2:11)

Teaching Aids

1. Felt figure and flannel board.
2. Video.

Instruction

- (1) Review last week's lesson.
- (2) Who remembers the verse?
- (3) Remind the children about the church occasions for the coming week.

Story Time

The Magi are great people from the east. They studied astronomy and watched the stars and the universe. They admired the solar system, the lunar system and the stars and the galaxy. They worshipped fire and stars. When they saw a new star, they thought that a new king was born. In a very dark night, three of them were studying the stars. They saw a new star. It was bright. It had a special orbit. They saw a new king who will be born in Jerusalem as the Jewish Scripture says. "Let us go to worship Him." They said.

They went there on camels. It was a long journey. They took food and clothes. Each took a gift to offer to the new born king. They set off.

At last, they arrived in Jerusalem. All the people who saw them were amazed and asked why they had come. They were strangers, the colours of their clothes, their language. They enquired about the new born King. The people led them to Herod. Herod was upset. The King sent for the high priests and the scribes and asked them where this new King was. They answered quickly, "In Bethlehem." The king became more upset. Then, there were prophecies of Christ. He sent the priests away. Then, Herod summoned the wise men secretly and ascertained from them what time the star appeared and he sent them to Bethlehem, "Go and search diligently for the child and when you have found Him bring me word, that I too may come and worship Him." Herod decided to kill Christ.

The wise men left the royal palace and headed for Bethlehem. The star which they had seen in the East went before them. It came to rest over the place where the child Jesus was. When they saw the star, they rejoiced exceedingly with great joy. It was a small house. They entered.

(Who did they see?) The child Jesus with Mary and Joseph.

They offered Him gifts, gold, frankincense, myrrh.

Servant will continue,

Why have you offered gold? For He is the King of kings.

Why have you offered frankincense? For He is a priest

Why have you offered myrrh? For His sufferings and passions.

Then, they had seen a vision, that they should go back from another way. They went home rejoicing.

Discussion

- 1 - Follow up the story by talking about it with the children.
- 2 - Continue the discussion while they do the activity.

Learning Activities

Activity Sheet.

Lesson No. (19)

Review

References

Lesson 2 to 16.

Notes for Servants

- ★ Review your spiritual life, prayers, fasting, spiritual readings, confession, and communion.
- ★ Review your service in relation with preparing the lessons, your relationship with your students and reaching out for them when they do not come to the Sunday School.

Objectives

General: Review and emphasize the main theme for this period.

"God is with His People & God Hates Sin"

Specific:

The children will be able to ...

- A. Review some of the lessons.
- B. Tell some of the stories.
- C. Memorize the verses.

Bible Verse

Review memorizing the following verses:

“I will not leave you nor forsake you. Be strong and of good courage.”

(Joshua 1:5-6)

“Bless The Lord O my soul and forget not all his benefits.”

(psalm 103:2)

“The effective, fervent prayer of a righteous man avails much.”

(James 5:16)

**“I am the resurrection and the life. He who believes in Me,
though he may die, he shall live.”**

(John 11:25)

“And if they drink anything deadly it will by no means hurt them.”

(Mark 16:18)

“I was glad when they said unto me, Let us go into the house of the LORD.”

(Psalms 122:1)

“Thy testimonies are very sure: holiness becometh thine house, O LORD, for ever.”

(Psalm 93:5)

“He that receiveth you receiveth me, and he that receiveth me receiveth him that sent me.”

(Matthew 10:40)

“In whom we have redemption through his blood, the forgiveness of sins.”

(Ephesians 1:7)

“In whom we have redemption through his blood, the forgiveness of sins.”

(Ephesians 1:7)

" Remember the sabbath day, to keep it holy. "

(Exodus 20:8)

“Be content with such things as ye have.”

(Hebrews 13:5)

“God be merciful to me a sinner.”

(Luke 18:13)

“Thou hast not lied unto men, but unto God.”

(Acts 5:4)

Teaching Aids

Prepare all the teaching aids to review as many as possible of the previous lessons.

(1) Name the lesson to review such as "The Guardian Angel", using the teaching aid as help.

(2) Ask questions and let the children answer or answer it yourself as part of the review.

(3) Make sure that children have gained a spiritual growth from the lesson, virtue such as loving one another, and good habits such as staying quiet in church.

(4) Repeat the same steps with every lesson that you will be able to review based on the available time.

(5) Remember that we review the spiritual gain for the children more than testing their knowledge.

Learning Activities

Colouring Picture.

Lesson No. (20)

Nicodemus and Baptism

References:

John 3.
The Sacraments of the Church - Habib Girgis

Notes for Servants

- ★ Do we learn a lesson from Nicodemus and go to the Lord to consult Him about our problems?
- ★ Baptism is a new birth, and Repentance is a second birth. Do we always walk in the Spirit of repentance?
- ★ On the day of baptism the godmother renounces the devil on the behalf of the baptised child. Can you repeat this promise now with a conscious will?

Objectives

General: To understand the work of baptism that we attained when we were children.

Specific:

- The children will be able to ...
- A. Understand that Baptism is important to enter the Kingdom of heaven.
 - B. Know that is why we baptize children.
 - C. Learn the meaning of baptism.

Bible Verse

**“Except a man be born of water and of the Spirit,
he cannot enter into the kingdom of God.”**

(John 3:5)

Teaching Aids

1. Give the lesson in the Baptism Room in the church if possible.
2. Video.

Instruction

- (1) Review last week's lesson.
- (2) Who remembers the verse?
- (3) Remind the children about the church occasions for the coming week.
- (4) Mention the Seven Sacraments of Church.
- (5) Teacher should prepare the appropriate questions to emphasize the objectives during the

lesson.

Story Time

A man named Nicodemus was a Pharisee and a ruler of the Jews. He knew that Jesus was a good Servant, so he came to Jesus by night (mention the conversation in a lively way.)

When he did not understand, Jesus said to him, "Unless one is born of water and the Spirit..." (Seize this chance and explain the rituals of Baptism - By immersion into the water three times - this stands for Christ's burial and His resurrection into a new life... and the practical application which lies in repentance, keeping away from the first works and the beginning of a new life of holiness, quiet full of obedience and love... Nicodemus thanked Jesus but he needed an example from the Old Testament.

The Lord reminded him of the bronze serpent. Faith heals us. ie. love for the Crucified Christ, repentance, receiving the Holy Communion keep the poisonous sin away from us and thus we become pure... Nicodemus thanked Jesus again and left happily.

Discussion

- 1 - Follow up the story by talking about it with the children.
- 2 - Continue the discussion while they do the activity.

Learning Activities

Activity Sheet.

Zachaus the Tax Collector and Jesus

References:

Luke 19.

Notes for Servants

- ★ Many people followed the material and the world but they found its well split, it does not control water and their souls longed for being irrigated from the live spring that which if he drank from he won't be thirsty at all.
- ★ Jesus who sits at the well to speak to the Samaritan is the one who passes under a Sycamore and calls Zachaus to stay at his home. Zachaus did not care about the people's views about him: help me God to make all my hope in the life to see you always with a faith vision.
- ★ To meet with Jesus we have to give up the false respect and pride and the insisting of the world glory which delay our way in the true life with Jesus.

Objectives

General: Lord Jesus shows His love to the sinners.

Specific:

The children will be able to ...

A. Know that the world material does not fulfil the needs of the spirit.

B. Understand that Jesus is waiting for us to come to Him, and He will forgive and cleans our sins.

Bible Verse

" And Jesus said to him to-day salvation has come to this house. "

(Luke 19:9)

Teaching Aids

None.

Instruction

- (1) Review last week's lesson.
- (2) Remind the children about the church occasions for the coming week.
- (3) Who remembers the last lesson, the verse?
- (4) Who can mention name of a tax collector? and another?
- (5) What is the meaning of chief tax collector?
- (6) Teacher should prepare the appropriate questions to emphasize the objectives during the lesson.

Story Time

Zachaus was a very short man, his position was a chief tax collector, rich, money lover ... he did not have friends because he was a man who loved himself only ... we can imagine that Zachaus longed to see Jesus in a special picture.

Zachaus went to his office but all he was thinking about to see Jesus and know Him. His friends at work noticed and asked him what is the matter with you? He answered I want to see Jesus ... they all laughed; "You see Jesus?" He asked them, "Why not see Him?" They answered, "Because you are a person who loves only himself and money and Jesus says in the verse "Love your neighbour like yourself and do not store treasure on earth". Zachaus answered but I intend to repent and change my way, they told him if your longing is real Jesus is entering Jericho meanwhile you are too short to see Jesus in the crowd. Zachaus went out of his office quickly leaving the paper and the files on it but Zachaus saw nothing except a multitude of people approaching and because he was very short and wanted to see Jesus he thought and found near him a Sycamore tree and children playing on it ... he ran to the tree he forgot his age and his position and tried to climb it and this was after a long suffering because it was hard to climb. Since it was soft he climbed, slipped and fell until he got control of it and disappeared among the leaves his longing increased he wished even with just a glance to see Jesus the multitude approaching children, women, men and young people crowded at Jesus Christ everybody was trying to come near Jesus to take blessing and healing. The multitude pass under the tree and suddenly stopped ... why? Jesus raised His eyes and they thought Jesus was praying. Jesus fixed His eyes to the Sycamore tree ... opened His mouth and spoke to Zachaus strange how did He know my name? "Make haste and come down, for today I must stay at your house." Zachaus was happy, he got down quickly and gloried Jesus who kissed him. Zachaus invited all the multitude as his guests a great banquet (describe it). Zachaus served them (describe his happiness with Jesus and mention a dialogue between them).

Then Zachaus stood and admitted to The Lord Jesus in front of the multitude saying, "Lord I have been evil, unfair, cruel, loving money before knowing you. I repent what I did forgive me and if I have taken anything from anyone by false accusation I restore four fold. The widow whom I un-justify in twenty five dollars, I will repay her back hundred dollars joyfully as You accepted, forgave and loved me. I will also give away half of my own money to the poor."

(describe God's happiness with Zachaus saying " Today salvation has come to this house". Jesus became a friend to Zachaus who got many friends too.

Discussion

- 1 - Follow up the story by talking about it with the children.
- 2 - Continue the discussion while they do the activity.

Learning Activities

Activity sheet.

Lesson No. (22)

Jesus Heals the daughter of the Canaanite Woman

References:

Matthew 15.

Notes for Servants

- ★ The strange, kind Canaanite lady came to Jesus and her heart incomplete faith because there was no healing for her daughter without Jesus, that why she insisted on meeting Jesus.
- ★ The Lord tested her heart faith with words which could let her provoked, but she with her faithful heart insisted to demand healing of her daughter. Let us ask the Lord to give us this spirit in our prayer.

Objectives

General: God's love and care for us.

Specific:

The children will be able to ...

A. Feel God's power in healing the sick.

B. Believe that there is no healing without God's power and His will.

Bible Verse

"Then Jesus answered and said to her, O woman great is your faith."

(Matthew 15:28)

Teaching Aids

1. Felt figure and flannel board.
 2. Video.
-

Instruction

- (1) Review last week's lesson.
- (2) Who remembers the verse?
- (3) Remind the children about the church occasions for the coming week.
- (4) What do you do when you have a sick person?
- (5) Teacher should prepare the appropriate questions to emphasize the objectives during the lesson.

Story Time

Jesus helped all the people no matter what was their condition. You remember what He did with Zacheus the chief tax collector and the mad, blind and mute guy, and Jesus helped people in different ways. One time He responded to their demand at once and another time He delayed and waited for a special reason. There was a Canaanite gentile woman who had a severely demon-possessed daughter. She suffered for her, cried for her day and night hoping cure for her. She heard about Jesus and His healing miracles for different disease. She desired to search and ask for Him. She heard that He was in the region of Tyre and Sidon. She went out quickly to Him and found too much crowd. She kept crying with a loud voice: have mercy on me O Lord Son of David and repeated this plea. My daughter is severely demon-possessed. Jesus heard her but He pretended that He didn't care about her. The woman kept on shouting and crying that she disturbed the multitude.

The disciples came to The Lord and said: Teacher send this woman away, she disturbed us crying out after us.

The Lord Jesus knew that this woman's faith was great, so He did not want to respond to her demand at once, to give the multitude a lesson in faith and patience in the demand and insisting when they hear His conversation with the woman. "You disturbing us with your shouting, What do you want?" "Have mercy on me and heal my daughter." "I am not sent except to My lost sheep, and it is not good to take the children's bread and throw it to the little dogs." Jesus said. "It's true Lord I am a gentile from the region of Tyre and Sidon, (she worshipped Him) yet even the dogs eat from the crumbs which fall from their masters' tables, please give me the dogs portion."

When Jesus saw the woman's faith that it was so strong and firm He told her, "O woman great is your faith, let it be to you as you desire." And her daughter was healed from that very hour.

Discussion

- 1 - Follow up the story by talking about it with the children.
- 2 - Continue the discussion while they do the activity.

Learning Activities

Activity Sheet.

Lesson No. (23)

Jesus Heals a Bleeding Woman

References:

Luke 8, Matthew 9.

Notes for Servants

- ★ Truly God Your promise is true because You said, "Everything you ask in your prayer believing you will get it."
- ★ This woman came to Jesus and she had faith that if only she will touch the border of His garment she will be cured. Indeed she received healing. O God give me that faith.
- ★ How many people crowded around Jesus without having faith in Him, so please God do not permit that I'll be one of them.

Objectives

General: God's love and His care for us.

Specific:

The children will be able to...

- A. Feel the work of faith in their lives.
- B. Believe that they can receive anything by faith.
- C. Learn to pray with faith to God for their needs.

Bible Verse

“ Your faith had made you well, go in peace. ”

(Luke 8:48)

Teaching Aids

Felt figure and flannel board.

Instruction

- (1) Review last week's lesson.
- (2) Who remembers the verse?
- (3) Remind the children about the church occasions for the coming week.
- (4) Teacher should prepare the appropriate questions to emphasize the objectives during the lesson.

Story Time

Jesus and His disciples spent some time at the shore of the lake and when they returned to Capernaum they found a great multitude waiting for Jesus. He had no time to rest. He sat on the shore and He was teaching the multitude with patience and love and helped everybody.

Suddenly, a man named Jairus hurried to Him and he penetrated through the lines and fell down on his knees at Jesus feet. Many people from the multitude knew the man. He was well known and in a great position. He was a ruler of a group. Jairus cried with a loud voice saying, "My daughter is dying and she is only twelve years old. Please come quickly to my house and put Your hands on her. I am sure she will be healed. So, Jesus arose at once and followed Jairus and the disciples and so many others followed them. It was so crowded and they all were excited to see what will happen. But suddenly Jesus stopped and asked, "Who touched me? " There was no answer they were crowded. So, Peter said, "O Master the multitudes surround You and You say who touched me?"

But Jesus said, "Somebody touched me for I perceived power going out from me." There was complete silence and a woman approached quietly and fell down before Jesus feet and she was trembling when she starting talking. She said to Him, "O My Lord I spent long years in sickness and suffering and I had bleeding continuously. I went to many doctors having hopes to receive healing from them and I spent all my money. I am still sick, but everyday I become worse because of the blood flow. I heard amazing things about You Jesus, The Great Healer. So, I came to you and while I was walking to You among the multitude I got an idea: Oh what if I were able to touch the border of His garment I would be healed from my disease..."

"...so, I approached you Jesus. I touched the border of your garment and at once I felt that I was healed and the flow of blood stopped. Thank You, God.

So, Jesus bent with great kindness to the woman falling at His feet and said with a voice full of kindness, "Your faith had made you well, go in peace." After that, Jesus went to Jairus house and raises his daughter from death.

Discussion

- 1 - Follow up the story by talking about it with the children.
- 2 - Continue the discussion while they do the activity.

Learning Activities

Activity Sheet.

Lesson No. (24)

Jesus Heals a Blind and Dumb

References:

Matthew 9, Mark 12.

Notes for Servants

- ★ Jesus taught us that the evil spirits do not go away with any way except through praying and fasting - so give us Lord that we may always possess these secret meditations to overcome the enemy of God in his fighting and temptations against us.
- ★ The mad, himself, and blind (can not see the right way) and mute (can not testify for Jesus).

Objectives

General: Jesus' authority to get out evil spirit.

Specific:

The children will be able to ...

A. Know that Jesus has control over everything including the evil spirits.

B. Learn that when a person give him self to the devil he can become blind, he cannot see the light of God, and dumb not being able to speak the truth.

Bible Verse

"This kind can come out by nothing except by prayer and fasting."

(Mark 9:29)

Teaching Aids

1. Felt figure and flannel board.
2. Video.

Instruction

- (1) Review last week's lesson.
- (2) Remind the children about the church occasions for the coming week.
- (3) Who among you saw a person with an evil spirit mad... blind mute ?
- (4) How does he look like?
- (5) Teacher should prepare the appropriate questions to emphasize the objectives during the lesson.

Story Time

To-day we are going to learn about a person who was mad, blind and mute, poor guy but Jesus the healer healed him that he spoke and received his sight. The boy's father was so sad, first because he was mad ripping his clothes, gnashes his teeth and becoming rigid, second because he was blind. The boy was also mute could not talk to anyone. It is well known that a mute is also deaf. Therefore this person was mad, blind, mute and deaf. His father heard about Jesus and the miracles He did.

The father took his son to Jesus disciples that they may heal him but the disciples could not. The man did not give up and waited until Jesus came. The father advanced and told Jesus O my Lord please heal my son, he is mad, blind and mute. I brought him to your disciples and they could not cast away the devil. Jesus calmed and sympathized him and said to his disciples, "Bring him to Me." When Jesus confronted the evil spirit, the boy began to fall on the ground and wallowed foaming at the mouth and you see when our father the priest prays for a person with an evil spirit, the priest rises the cross and the evil spirit becomes frightened and escapes from the person. Jesus asked the father : how long has been this happening to your son? He answered since a long time and often the evil spirit used to throw him into the fire and into the water to destroy him. But if you can do any thing, have compassion upon us and help us.

When Jesus saw the father's faith and his desire in the healing of his son, He rebuked the uncleaned spirit saying, "You deaf and dumb spirit I order you to come out of him and enter him no more." At once the boy became as one dead so that people thought that he was dead. Jesus took him by hand and lifted him up and he arose. The disciples then asked Jesus Christ privately, "Why could we not cast him away?" He said to them, "This kind can come out by nothing except by prayer and fasting and with the man's faith in God's power his son was healed."

Discussion

- 1 - Follow up the story by talking about it with the children.
- 2 - Continue the discussion while they do the activity.
- 3 - Teach the children to pray for someone who is sick.

Learning Activities

Activity Sheet.

Lesson No. (25)

Jesus Raises the Widow's Son in Nain

References:

Luke 7.

Notes for Servants

- ★ Jesus drew for us the right way in pleasing Him when He said, "Pure and undefiled religion before God The Father is this: to visit orphans and widows in their trouble, and to keep oneself unspotted from the world."
- ★ Truly God, You visited this widow in her trouble and how severe it was, but she quickly got her son back by Your sympathy.
- ★ Have mercy God and let me live in this true religion.

Objectives

General: God's love and His care for us.

Specific:

The children will be able to...

- A. Learn that Jesus has authority on death.
- B. Know that God is a compassionate and loving.
- C. Understand that Jesus hates sin which cause death.

Bible Verse

“ Young man, I say to you arise. ”

(Luke 7:14)

Teaching Aids

Felt figure and flannel board.

Instruction

- (1) Review last week's lesson.
- (2) Who remembers the verse?
- (3) Remind the children about the church occasions for the coming week.
- (4) Teacher should prepare the appropriate questions to emphasize the objectives during the lesson.

Story Time

Jesus was in a city, Capernaum. He slept that night and healed the Centurion's servant and on the following day He went to a city, Nain, and a multitude of people, men, women, youths and children, followed Him. All crowds asked blessing and healing. Children approached to put His hand on them, He blessed them and to healed their sick. From far Jesus saw a large crowd gathering near the gate of the city. He sent some of the disciples to know the reason of the crowd. The multitude approached, loud noise was heard. Their faces were sad, women were crying and wearing black. The funeral was warm. The disciples asked what was the matter?

“There was a painful funeral.”

“For whom”

“ The only son of a widow living in the city.”

The disciples looked at each other. Isn't Jesus able to raise this boy? They ran cutting the road with difficulty among the multitude gathering around Jesus and they called Him to approach the funeral which was in it's way to the grave.

Jesus approached, there was loud crying. The Lord ordered those carrying the coffin to stop. The carriers stopped, the people asked what would Jesus do? The Lord asked for the mother? He approached her while she was crying. He had compassion on her. He told her do not cry. She told Him, “He was my only son I do not have any other support except him: his father died and I am alone.” The Lord told her, “Do not weep any more. If you have faith you will see God's glory. I let your son to arise now.” The woman calmed down and she stopped crying. She believed in Jesus Christ. He approached the coffin. He touched it and said, "Young man, I say to you arise." (note that The Lord Jesus was speaking to dead man) Oh, amazing! The carriers of the coffin noticed something moving. The dead boy took off the cover of the coffin and sat down. Women were overjoyed and men said, “Glory to Jesus our God. Blessed is God's name.”

The boy untied the handkerchief which was on his face and untied the bonds. The multitude congratulated the mother. Jesus arose the young man and he began to talk. The Lord took him and presented to his mother and said, "Take your son, he is alive.” The woman was happy and worshipped Jesus. She raised her hand and thanked God kissing His hands and feet and she held her son's hands to make sure he was alive. The multitude was amazed from the power of the miracle and glorified and praised God.

Discussion

- 1 - Follow up the story by talking about it with the children.
- 2 - Continue the discussion while they do the activity.

Learning Activities

Activity Sheet.

Lesson No. (26)

The Unmerciful Servant

References:

Matthew 18:21-34.

Notes for Servants

- ★ Jesus is a merciful and forgiving God. He is waiting for us to come and confess our sins.
- ★ God want us to be holy as He is Holy, that is why He wants to be forgiving as He is forgiving.
- ★ Have mercy God and let me live in holiness and teach me to forgive.

Objectives

General: Forgive others as God has forgiven you.

Specific:

The children will be able to...

- A. Understand that Jesus hates sin.
- B. Learn that Jesus will forgive us our sins when we confess them.
- C. Know that we should forgive others as God forgive us.

Bible Verse

“For if ye forgive men their trespasses,
your heavenly Father will also forgive you.”
(Matthew 6:14)

Teaching Aids

None.

Instruction

- (1) Review last week's lesson.
- (2) Who remembers the verse?
- (3) Remind the children about the church occasions for the coming week.
- (4) Teacher should prepare the appropriate questions to emphasize the objectives during the lesson.

Story Time

Jesus talked about forgiveness a lot. He told this parable because Peter came to Him and asked, "Master, how often should I forgive a brother who sins against me? Seven times?"

Jesus replied, "Forgive him seventy times seven times (490 times)! The Kingdom of Heaven can be compared to a king who decided to bring his accounts up to date. He called in one of his servants who owed him a huge amount of money. The servant couldn't pay, and begged on his knees for mercy, promising to pay if the king did not punish him. The king, filled with pity, actually forgave him the entire debt.

When the servant left the king, the servant went to a man who, in contrast, owed him a smaller amount of money and demanded that the man pay immediately. When that man begged for mercy, the servant said he couldn't wait and had the man thrown into jail.

When some fellow servants saw this injustice, they reported it to the king. He called his servant back and reminded him that he should have taken pity on the other debtor as he himself had been shown pity. Then the king threw the unmerciful servant in jail until he could repay the entire amount. This is how my Heavenly Father will treat you if you refuse to truly forgive others."

Memorizing Tip: Get permission to write this verse on the bathroom mirror with lipstick or washable marker. Leave it up for a while as a reminder of what it means to treat others as you treat that person in the mirror.

Discussion

- 1 - Follow up the story by talking about it with the children.
- 2 - Continue the discussion while they do the activity.

Learning Activities

Activity Sheet.

Lesson No. (27)

The Sower and the Seed

References:

Luke 8:5-15.

Notes for Servants

- ★ The Bible is full of God's words which is the food for our spiritual life. We should read it all the time that we may bring the good fruit.
- ★ God wants us to be like Him in everything we do, that is why we should know Him better to be like Him.

Objectives

General: I must open my heart to hear and obey God's message.

Specific:

The children will be able to...

- A. Understand that Jesus teaches us to obey.
- B. Learn not to let anything or anyone tempt us to forget his words.
- C. Know that we should do good all the time.

Bible Verse

“He that hath ears to hear, let him hear.”

(Mark 4:9)

Teaching Aids

None.

Instruction

- (1) Review last week's lesson.
- (2) Who remembers the verse?
- (3) Remind the children about the church occasions for the coming week.
- (4) Teacher should prepare the appropriate questions to emphasize the objectives during the lesson.

Story Time

Jesus travelled from town to town talking about God's kingdom. One day His disciples and many other people gathered around Him to hear this parable.

"A farmer went out to plant his seeds. Some of the seeds fell on a footpath and were trampled on. Soon birds came and ate those exposed seeds. Other seeds landed in shallow rocky soil where they sprouted and then withered for lack of moisture. Some seeds landed in thorn bushes and were choked out as soon as they grew. Some of the seeds fell on fertile soil. They grew and produced a good crop. In fact, the crop was a hundred times bigger than the farmer had planted."

Jesus explained, "The seed is God's message. The hard path represents the hard hearts of those who hear God's message; then the devil comes and steals it away, so they are unable to believe and be saved. The stony ground represents people who like hearing God's message, but they never let it sink in and affect their lives. The thorny ground represents those who hear God's message, but let riches, pleasures, and worries choke out the message. The good Soil represents those who hear God's message with open hearts. They believe it and accept it, and their lives are changed."

Discussion

- 1 - Follow up the story by talking about it with the children.
- 2 - Continue the discussion while they do the activity.

Learning Activities

Activity Sheet.

Lesson No. (28)

JOHN THE BAPTIST

References:

Luke 1, Matthew 11, 4.

Notes for Servants

- ★ The Baptist was a model of Christian modesty so the Lord praised him saying: Among those born of women there has risen no one greater than John the Baptist.
- ★ The Baptist was holy and righteous, so Herod was afraid of him... Modesty and holiness are the way of greatness.
- ★ The Baptist bore witness to truth without showing anger, without defaming others or injuring their feelings... He spoke to the king and gently reproached him with love for he wanted to rescue him. He was ready to die for others.

Objectives

General: Christian courage.

Specific:

The children will be able to

- A. Know how saints become an image of the Lord in their lives.
- B. Understand that Christianity is not only coming to church Sunday, but it is a daily life we have to live.
- C. Learn how to live as Christians everyday.

Bible Verse

" For Herod feared John, knowing that he was a just man and an holy. "

(Mark 6:20)

Teaching Aids

The pictures of John the Baptist carrying his head on a plate.

Instruction

- (1) Review last week's lesson.
- (2) Who remembers the verse?
- (3) Remind the children about the church occasions for the coming week.
- (4) Teacher should prepare the appropriate questions to emphasize the objectives during the lesson.
- (5) Discuss the story of the Baptist with the pupils as it is well known to them.

Story Time

Zachariah and Elizabeth were righteous people. They lived good lives in God's sight. They prayed to the Lord that He might give them a son. They were very old... Zachariah was a priest. (his clothes, his work... the rituals in the temple, hymns, Psalms, sacrifices, prayers, confession of sins) He always prayed... One day he was doing his work as a priest in the Temple... An angel of the Lord appeared to him standing on the right of the altar. The crowd of people were outside praying. (Describe the angel and the surprise)... They spoke together. (Lively conversation from the Bible). The people outside were surprised at his silence. They kept silent and looked to one another... "Why is he late? ... Is he dead?.. standing, he came out and they asked him. He made signs to them with his hands. He had seen a vision. They all waited to see the meaning of that vision and the mystery of that wonderful expected baby.

Days passed... Old Elizabeth gave birth to a baby... All the people were surprised... they were happy... The neighbours came to congratulate... What will his name be? They asked his mother and she said, "John"... They refused that name as it did not appeal to them... They asked Zachariah ... He wrote "John" ... They were amazed... He spoke again... Their joy became double... strange things ... Zachariah spoke about the child... He is an angel sent by the Lord, before He sent His Only Begotten Son Jesus Christ, to pave the way for Him... happiness... joys... The boy grew up and Herod desired to kill him... The angel took the boy to the wilderness with the angels.

He grew up and was now thirty years old. People were sitting on Jordan Bank... "This man is putting a leather girdle round his waist.. Who is this? a stranger? Who are you?" "I am a voice crying." They knew he was the Baptist and that he was to come before Christ... They all gathered to listen to him... "His words are like fire." He reproached people for their sins... They all wept. They asked him, "What must we do?" Traders, soldiers, officials... and he guided them... He who confessed his sins and repented was baptised in the Jordan... He said to the people: "Christ will baptise you with the Holy Spirit."

One day the Lord Jesus came and he saw Him and said, "This is the Lamb of God... This is the Son of God..." People were happy to see Christ. Christ was baptised. The voice and the dove... Jesus went to the wilderness to spend the time of fasting... The king heard of John... He called him and listened to him... He feared him because he was a holy man. John warned him... he drew his attention to his sin... he married his brother's sister while his brother is still alive... Herodias was a wicked woman... she encouraged him to do evil. John said, "This is not lawful..." The king desired her and she hated John... One day the king held a party... Her daughter danced... The king was drunk. His promise... she asked for John's head. He was obliged to kill him... Thus the Baptist went up to heaven... The witness that Christ bore to him is enough for him. "Among those born of women, there has risen no one greater than John the Baptist."

Exercise: Be brave - If you are asked to bear witness, say the truth whatever the consequences.

Discussion

- 1 - Follow up the story by talking about it with the children.
- 2 - Continue the discussion while they do the activity.

Learning Activities

Activity Sheet.

FASTING

DANIEL AND THE FOOD OF THE ROYAL COURT

References:

Daniel 1.

Notes for Servants

- ★ Fasting is a Holy sacrifice which we offer to the Lord Christ. As He sacrificed His body and blood for us through His fasting and crucifixion, we also sacrifice our body through hunger and blood through thirst.
- ★ Fasting is grace and calmness and a blessing for the senses of the body. This kindles the soul and releases her through her worships and activities without any obstacles.
- ★ Observe fasting Wednesday and Friday and all the church fasting - Let it be associated with prayer, contemplation on the Word of God and receiving communion.

Objectives

General: The blessings of fasting in our life and the necessity of fasting with the church.

Specific:

The children will be able to ...

- A. Learn to fast 2 or 3 weeks
- B. Understand the importance of fasting for Christians.
- C. Know about how to fast.

Bible Verse

"When the bridegroom shall be taken from them, and then shall they fast."

(Matthew 9:15)

Teaching Aids

A big picture - the picture of the lesson - Acting some scenes.

Instruction

- (1) Review last week's lesson.
- (2) Who remembers the verse?
- (3) Remind the children about the church occasions for the coming week.
- (4) Teacher should prepare the appropriate questions to emphasize the objectives during the lesson.
- (5) Explain the blessings and the spiritual benefit of fasting. Let us fast Wednesday and Friday. Let us convince our parents that it is necessary to fast. The meaning of fasting.

Story Time

Fasting is an old virtue that was practised in the Old Testament and The Lord ordered Adam and Eve not to eat the fruits of the Tree. If they had fasted, they would not have done that... This is fasting... David fasted and Daniel fasted... Daniel was a pious young man. He was an Israelite. When the Babylonians besieged Jerusalem and attacked it, they brought him to Babylon as a captive... He was a good looking young man. He was an educated intelligent young man... He was successful in his life. He did not stop worshipping God even when he was in the land of his enemies - He was not afraid of them.

King Nebuchadnezzar of Babylon ordered Ashpenaz, his chief official, to select from among the Israelite exiles some young men of the Royal family and of the noble families. They had to be handsome, intelligent, well-trained, quick to learn, and free from physical defects so that they would be qualified to serve in the royal court. Ashpenaz and his slaves went out to search for such young men among the captives. Then they brought a number of them (among whom was Daniel and the three young men). Ashpenaz gave them new names, Daniel was named Belteshazzar. (Explain how the young men entered the great palace and the meeting Ashpenaz held for them)... You will stay here. The king ordered that they should be given royal food and wine. After three years you will see the king so that he may choose whichever he wanted to serve him. They all bowed down and thanked Ashpenaz and declared their complete obedience. The time for dinner came - A filling meal - wine and sweets. The young men rejoiced and began to eat but Daniel and the three young men refused to eat that food. Ashpenaz was surprised. He asked them (a lively conversation filled with blessed teachings about the necessity of self-control - The importance of holding fast to the commandment of God whatever the circumstances may be... Attempts made by Ashpenaz to convince them to eat but they insisted on not eating the royal food) ... Ashpenaz was a good hearted man - Daniel suggested they would eat legumes - (vegetables - lentils - beans) and then test them for ten days. He agreed... Ashpenaz was afraid they might be weak in body and health. Daniel told him that everything would be all right.

The ten days were over and they entered Ashpenaz's room. They were healthy, lively and good looking - Ashpenaz was amazed. Daniel bore witness to the work of God which rewards us for our fasting and holding fast to His commandments by giving us spiritual blessings. He blesses our bodies, souls and health. Ashpenaz admired them and admired their faith and principles. He praised them. They went on like that - When the time came for them to be presented before the king, they were much better than the others. The king came (Describe in detail the rites of the meeting and its awesome atmosphere) - The king chose the four young men. He tested them in wisdom and intelligence. They impressed him more than any of the others. No matter what question the king asked, or what problem he raised, these four knew ten times more than any fortune-teller or magician in his whole kingdom. He appointed them as members of the court.

Discussion

- 1 - Follow up the story by talking about it with the children.
- 2 - Continue the discussion while they do the activity.

Learning Activities

Activity Sheet.

Lesson No. (30)

Review

References

Lesson 21 to 29.

Notes for Servants

- ★ Review your spiritual life, prayers, fasting, spiritual readings, confession, and communion.
- ★ Review your service in relation with preparing the lessons, your relationship with your students and reaching out for them when they do not come to the Sunday School.

Objectives

General: Review and emphasize the main theme for this period. (**Jesus Love & Compassion**)

Specific:

- The children will be able to ...
- A. Review some of the lessons.
 - B. Tell some of the stories.
 - C. Memorize the verses.

Bible Verse

Review memorizing the verses.

Teaching Aids

Prepare all the teaching aids to review as many as possible of the previous lessons.

Lesson

- (1) Name the lesson to review, using the teaching aids as help.
- (2) Ask questions and let the children answer or answer it yourself as part of the review.
- (3) Make sure that children have gained a spiritual growth from the lesson, virtues such as loving one another, and good habits such as staying quiet in church.
- (4) Repeat the same steps with every lesson that you will be able to review based on the available time.
- (5) Remember that we review the spiritual gain for the children more than testing their knowledge.

Learning Activities

Activity Sheet.

Lesson No. (31)

THE LORD'S SUPPER

References:

Matthew 26 and John 6.
The Seven Sacraments of the Church.

Notes for Servants

- ★ Judas the traitor was at the Last supper. We should examine our hearts and find if there is any betrayal in it, confess it and walk straight with the Lord.
- ★ The Lord washed His disciples' feet before He gave them the Holy Communion. Is your feet washed before receiving the Holy Communion?
- ★ When you receive communion be sure that you can see the Lord Jesus surrounded with believers in one body, one loaf of bread, and you will understand the meaning of the church and her members.

Objectives

General: Concentrate on the mystery and the importance of receiving the Holy Communion.

Specific:

The children will be able to ..

- A. Imagine the scene of the Passover, and understand the meaning of the washing of the feet as taking the absolution from Abouna after confession.
- B. Understand the meaning of a New Testament by the body and the blood of our Lord instead of other Old Testament sacrifices.
- C. Know that the only way for us to be united with God is through the communion.

Bible Verse

**"He that eateth my flesh, and drinketh my blood,
dwelleth in me, and I in him. "**

(John 6:56)

Teaching Aids

The altar if possible - or a picture of them - or a picture of the Lord's Supper.

Instruction

- (1) Review last week's lesson.
- (2) Who remembers the verse?
- (3) Remind the children about the church occasions for the coming week.
- (4) Teacher should prepare the appropriate questions to emphasize the objectives during the

lesson.

Story Time

The Lord spent more than three years with His disciples. He taught them words of eternal life. The time for His crucifixion drew near but they did not understand His plans. The passover feast drew near.

Jesus took Peter and John aside and said to them:

"It is time to prepare the Passover supper. Go into Jerusalem, to the well of Siloam. You will meet a man there, carrying a pitcher of water. Follow him, and when you reach the house he enters, say to the master of the house, 'Our Master says, My time has come. I will celebrate the Feast of the Passover in your house.'"

Peter and John did as Jesus said. They were led to an upper room, with a low table in it, set round with three benches-just enough room for thirteen people. They laid out the food prescribed for the feast: bitter herbs and nuts, raisins and figs, vinegar, salt and a jar of wine. The oil lamps were trimmed, the unleavened bread was baking in the oven. Only the lamb was missing. When all was ready Jesus came. He brought the other Apostles with him, and they climbed up the stone staircase to the upper room. Below them lay the city, its people filled with happiness as they celebrated their release from slavery in Egypt.

It was their night of salvation and freedom. Jesus went to the head of the table. He gave the blessing and passed around the bitter herbs, dipped in vinegar. Suddenly he stood up, took off his long robe and tied a towel around himself like a servant. He took a basin and a jar of water and began to wash the feet of his disciples. Peter exclaimed: "Lord! You musn't wash my feet!"

Jesus kneeled in front of him. "Unless you let me wash you," he replied, "You cannot share what is going to happen to me. I am making myself humble before you and you must make yourselves humble before others. Servants and masters are equal in the eyes of God.

When he had washed their feet and dried them, he took the flat, unleavened bread in his hands. He held it up and said, "This is my body, which I am giving for you." Then he broke it, and shared the pieces among them.

He poured the red wine into the big cup, and said, "This is my blood, the blood of the New Covenant, which is poured out for men."

They each drank in turn from the cup that he handed them. He was giving his life for the people, he was pouring it out for them so that they could live new lives.

Nothing now would separate them from the love of God. Jesus had given them the New Testament.

Discussion

- 1 - Follow up the story by talking about it with the children.
- 2 - Continue the discussion while they do the activity.

Learning Activities

Activity Sheet.

THE HOLY WEEK

References:

The last chapters of the four gospels.

Notes for Servants

- ★ May you walk with the Lord while He suffers His Holy Passions... In the spirit of prayer.. attending the Pasch prayer... reading Biblical texts and the appropriate spiritual books (such as the Crucified Jesus)
- ★ Offer Passion Sacrifices on the altar of love as prayers whether in the early morning or the late night, worshipping God, knocking the chest, helping others and fasting.
- ★ After the darkness of the grave comes the glory of resurrection, so do not be afraid of the cross if it comes to you in any form.

Objectives

General: Explaining the events of the Holy Week, how the church celebrates the occasion so that the child can attend and be satiated with the rituals of this week.

Specific:

The children will be able to ...

- A. Learn why the church reminds us every year about the passion of Christ.
- B. Gain some knowledge about what happened to the Lord at that time according to their level of understanding.
- C. Understand that we repeat his suffering every time we sin.

Bible Verse

**“Thine, O LORD, is the greatness, and the power,
and the glory, and the victory, and the majesty.”**

(1 Chr 29:11)

Teaching Aids

1. A series of pictures to represent the event of the week.
2. Video.

Instruction

- (1) Review last week's lesson.
- (2) Who remembers the verse?
- (3) Remind the children about the church occasions for the coming week.
- (4) Teacher should prepare the appropriate questions to emphasize the objectives during the lesson.

Story Time

What is the name of the week during which it took place? Explain all the events of the Holy week with discussion and questions.

Sunday:

The Lord entered Jerusalem. What happened on that day? ... He went back to Bethany.

Monday:

He went to the Temple... Cursed the fig tree - teachings.

Tuesday:

Teachings and parables about the destruction of Jerusalem, the second coming and preparation.

Wednesday:

Judas and the High Priest plotted against Jesus.

Thursday:

Eating the Passover meal. The establishment of Holy Communion Sacraments. The arrest of Jesus in Gethsemane. Description of what happened... the power of God... they fell back - healing Malchus' ear - the judgment before the High Priest all the night.

Friday:

Trial before the public at dawn, Pilate questions Jesus, Herod questions Jesus, Pilate questions Jesus for the second time, Jesus is sentenced to death, He was to be crucified, the events of crucifixion. (Passions - nails - thorns - etc... the pains He endured for us. The Power of Christ on the cross - the anger of nature - the temple veil split - the resurrection of the dead - the thief goes to paradise)

Saturday:

The Lord was in the tomb. He rose on Sunday at dawn. (Questions)

How the Church celebrates the occasions of this week. The Pascha of the Passover (the angel passed over). Christians in the past celebrated that occasion once every 33 years then Aba Demetrius Alkaraam arranged that it would be celebrated once a year. It was customary to read the whole Bible (The Old and New Testaments) during this week, but Aba Gabriel arranged the texts that should be read during this week. (Aba Gabriel the 77th Patriarch)

The Servant asks why the church is closed in black, he asks about the sad tones of the hymns, why the sanctuary is closed and when it will open again, why prayers are raised in the back outside the sanctuary (because Christ was crucified outside Jerusalem)... we read the Prophets and the Gospels - we hear sad hymns - we are sad because our sins caused Christ to be crucified... (What are these sins?)... We talk with Christ every day... hour by hour... On Thursday we perform the Holy Mass... because on that day Christ gave His body and blood to us. On Friday we remember His crucifixion and we pray from morning to evening and we bury the crucifixion icon among the roses on the altar as a symbol of Christ's burial... We get it out on the eve on the Resurrection (Easter Sunday) after we spend the whole night with the Lord, praising Him and worshipping Him while He is still in the tomb as a sign of our faith and belief in the power of His Cross and His Resurrection. (Questions)

Discussion

- 1 - Follow up the story by talking about it with the children.
- 2 - Continue the discussion while they do the activity.

Learning Activities

Activity Sheet.

Lesson 32
Activity Sheet

The Holy Week

Match the days in the right column with the events in the left column.

Sunday	Cursed the fig tree.
Monday	Judas and the High Priest plotted against Jesus.
Tuesday	Jesus Trial and crucifixion.
Wednesday	Talking about the destruction of Jerusalem.
Thursday	The Lord entered Jerusalem.
Friday	The Lord was in the tomb.
Saturday	The Last Supper (Establishment of Holy Communion Sacraments). The arrest of Jesus in Gethsemane.

Lesson 32
Activity Sheet

The Holy Week

Solution

Sunday	Cursed the fig tree.
Monday	Judas and the High Priest plotted against Jesus.
Tuesday	Jesus Trial and crucifixion.
Wednesday	Talking about the destruction of Jerusalem.
Thursday	The Lord entered Jerusalem.
Friday	The Lord was in the tomb.
Saturday	The Last Supper (Establishment of Holy Communion Sacraments). The arrest of Jesus in Gethsemane.

Lesson No. (33)

CHRIST APPEARS TO MARY MAGDALENE

References:

John 10.

Notes for Servants

- ★ The Resurrection of the Lord is a power that heals people of the death of sin. Let us rise from the tombs of sin to live in the power of the victorious life.
- ★ Resurrection is the key to the everlasting life. The honest souls seek what is above, not what is on earth.
- ★ Resurrection is victory over the corruption of the flesh and an evidence of its redemption and change. Submit your body here so that it may be distinguished there.

Objectives

General: We rejoice at the Resurrection of the Lord as this enables us to go to heaven to live with Him.

Specific:

The children will be able to ...

- A. Understand the meaning of Resurrection to us.
- B. Believe that the Lord is alive and He is in heaven.
- C. Know that He also, will come back to take us with Him if we followed His commandments.

Bible Verse

" He is not here, but is risen. "

(Luke 24:6)

Teaching Aids

1. The picture of Resurrection - the procession of Resurrection in the church - repetition of the Resurrection play in a simple way.
2. Video.

Instruction

- (1) Review last week's lesson.
- (2) Who remembers the verse?
- (3) Remind the children about the church occasions for the coming week.
- (4) Teacher should prepare the appropriate questions to emphasize the objectives during the lesson.

Story Time

Describe how the disciples felt after the Lord was crucified... They spent the Sabbath (Saturday) in the house as they could not go out. They all slept the night before the Resurrection (Mary Magdalene did not sleep because she desired to see Christ).

She went out at dawn... (Conversation with the pupils: Where did she go? Isn't she afraid of people? How will she meet the guards? Who will roll the stone for her?) ... She arrived at the tomb... a surprise... the stone was not there... She went back quickly and told the disciples Peter and John... They went quickly to the grave to see what happened.

Peter ran and John ran... John went before Peter... He looked... the shrouds were in their place... the handkerchief is put at a separate place near the shroud... John entered the tomb... He believed that Jesus rose from the dead.

Mary was weeping.. She bowed to look into the grave, but she saw two angels in white. They were sitting where the body of Jesus had been, one at the head and the other at the feet. "Woman, why are you crying?" they asked her. She answered, "They have taken my Lord away, and I do not know where they have put Him!" Then she turned round and saw Jesus standing... She thought that He was the gardener, so she said to Him, "If you took Him away, tell me where you have put Him, and I will go and get Him." Jesus said to her, "Mary." She saw Him. He told her to go to the disciples to tell them the good news. They all rejoiced.

The apostles were happy... They congratulated one another... "The Lord has risen." They preached His Resurrection. They held prayer meetings. They contemplated the Resurrection of the Lord... They read the scripture. They read the prophets. They spoke to people about Jesus... The poor people were happy.

Discussion

- 1 - Follow up the story by talking about it with the children.
- 2 - Continue the discussion while they do the activity.

Learning Activities

Activity Sheet.

Lesson No. (34)

The Parable of The Ten Virgins

References:

Matthew 25.

Notes for Servants

- ★ (Blessed is that servant whom his master, when he comes will find so doing). Blessed to you O dear if you are ready for saving yourself keep it pure without blemish in front of Jesus.
- ★ What if Jesus came and found me asleep? Isn't my fate will be with the refused, no doubt? The busy life and the world's problem trying to make the believer go far from being awakened. The bible teaches us " Wake up you who sleep, arise from the dead, and Christ will give you light." It is the hour now to wake up praying always with all prayers and supplication in the spirit, being watchful to this end with all perseverance and supplication for all the saints.

Objectives

General: Prepare ourselves for heaven.

Specific:

The children will be able to ...

- A. Learn more about heaven that they may have more interest to go there.
- B. Understand that our real life is not on earth, but in heaven.
- C. Know that in order for anyone to go to heaven we must be of good deeds.

Bible Verse

“Behold, the bridegroom cometh; go ye out to meet Him.”

(Matthew 25:6)

Teaching Aids

None.

Instruction

- (1) Review last week's lesson.
- (2) Who remembers the verse?
- (3) Remind the children about the church occasions for the coming week.
- (4) Servant may start by the following: Why Jesus was talking to the people using parable?
- (5) Teacher should prepare the appropriate questions to emphasize the objectives during the lesson.

Story Time

Jesus mentioned to the multitude about a story of ten virgins who were invited to a wedding everyone had a lamp and they were going out to meet the bridegroom, but five of them entered and five were refused five of them were wise and the others were foolish. The foolish ones took their lamps and took no oil with them, in case if their lamps were going out, they could lighten them again. As for the wise, they took oil in their vessels with their lamps but while the bridegroom delayed, they all slumbered and slept. At midnight a cry was heard: behold the bridegroom is coming, go out to meet him.

Then all virgins arose and fixed their lamps while the foolish discovered that they had no oil, so they went to ask the wise saying give us some of your oil, for our lamps are going out. The wise answered saying we cannot lest there should not be enough for us and you but go rather to buy for yourselves. But while they went to buy, the bridegroom came, and those who were ready went in with him to the wedding and the door was closed. Afterwards the other virgins came also, saying Lord, Lord open to us, but he answered and said: surely I say to you I do not know you.

After that Jesus turned His speech to the multitude saying: watch therefore for you know neither the day nor the hour in which the son of man is coming.

After the teacher tells the story in an exciting and attractive style he lets the children expect the symbols of the story through questions.

Who are the wise (the ready) and who are the foolish (who are not ready) and what is the oil (the deeds) and who is the bridegroom (Jesus) what is the meaning of we do not have enough for us and you?

What is the meaning of the door was closed? (on the day of judgement there will be no use of repentance). In this way the children write in their notebooks.

+ Adaptation:

If laziness comes upon you to hinder praying or reading God's word or going to the church lay it down and make the sign of the cross on yourself and perform the order.

Discussion

- 1 - Follow up the story by talking about it with the children.
- 2 - Continue the discussion while they do the activity.

Learning Activities

Activity Sheet.

Lesson No. (35)

Saint Athanasius
The Defender of the Orthodox Faith

References

The Biography of Athanasius the Apostolic
The Holy Fire, by Robert Payne

Notes for Servants

- ★ Be honest in your service, in preparing the lessons, and pray for the children of your class, that there may arise from among them one such as the great Saint Athanasius or Cyril in the future. You will have joy for this blessing.

Objectives

General: Being firm in faith until death.

Specific: The children will be able to:

- A. Confess their faith and witness Christ with full confidence.
- B. Learn that they do not have to be killed to become martyrs, it is enough for them to suffer for His name.
- C. Know that if they deny Jesus before man, He will deny them before His Father.

Bible Verse

" Every tongue should confess that Jesus Christ is Lord. "

(Philippians 2:11)

Teaching Aids

An icon of St. Athanasius.

Instruction

- (1) Review last week's lesson.
- (2) Who remembers the verse?
- (3) Remind the children about the church occasions for the coming week.
- (4) Teacher should prepare the appropriate questions to emphasize the objectives during the lesson.

Story Time

Little is known of St. Athanasius' early life. However, there is one story that has been passed on. One day, when St. Athanasius was a young child, he was playing with his friends in the water. Athanasius pretended to be a priest baptising his friends. Meanwhile, Pope Alexander was watching the children play from his room. He was amazed to see that the child, Athanasius had performed the baptism perfectly, as any priest would do. Pope Alexander asked someone to bring the children to him. The pope asked the children what they were doing, and Athanasius admitted that he was playing with his friends by baptising them. The pope decided to anoint the children with mairoon as all the rest of the baptism had been performed. He then took Athanasius into his own care. St. Athanasius lived with the pope from then on.

Athanasius was later ordained a deacon. He served in the church, read the Bible and prayed. Soon a large heresy arose in the church (a heresy is a teaching that is against the church doctrine). A man named Arius preached this false doctrine, denying the divinity of Christ. There was going to be a big debate, between the Arians and the Orthodox. Pope Alexander asked Athanasius to participate. Athanasius, at only 25 years of age, fought the heresy of Arianism with all his might, and was victorious. He later became the twentieth Pope of the See of St. Mark and he laid the foundations of the Orthodox Creed that we recite every week in Church. However all throughout his life, he had many problems with the Arians.

At one time, someone said to Pope Athanasius, "The world is against you."

His reply was, "And with God's grace, I am against the world." Because of his love for God, truth and his people, he was sent into exile five times, but the Lord was always with him, gave him power and victory.

Notes:

You can give the children an idea about the defence of Athanasius against Arius, and laying the foundations of the Orthodox Creed. See to it that the children study the Creed and recite it daily.

Discussion

- 1 - Follow up the story by talking about it with the children.
- 2 - Continue the discussion while they do the activity.

Learning Activities

Activity Sheet.

ENTERTAINING STRANGERS
Moses the Black

References:

St. Moses the Black - Youssif Habeeb

Notes for Servants

- ★ Entertaining strangers is a Christian virtue and a true expression of the true love, sacrifice and the feeling that we are all one body.
- ★ This virtue can be expressed through caring for any strangers who come to us, helping them out of love and friendship.
- ★ St. Moses was not concerned with the way of worship but he was concerned with entertainment and the love for strangers. So we have to treat our guests as Christ did.

Objectives

General: The child should be accustomed to showing love for guests, caring for them.

Specific:

The children will be able to ...

- A. Know that at their level to be kind to other children who they come to visit them.
- B. Learn how can we make our guests comfortable in our homes.

Bible Verse

"Be not forgetful to entertain strangers."

(Hebrews 13:2)

Teaching Aids

The picture of Moses the Black... Acting some scenes from the story.

Instruction

- (1) Review last week's lesson.
- (2) Who remembers the verse?
- (3) Remind the children about the church occasions for the coming week.
- (4) Contemplate the good qualities of the children of God, - Another good quality is showing hospitality to strangers. As a sort of introduction you can tell the story of how Abraham entertained the Lord and the angels. (Genesis 18) then you give the story of another saint.
- (5) Explain that the Lord is patient with the people and that He accepts the sinners who return to Him and repent whatever their sins and wicked deeds are... The Lord also shows mercy to them and gives them talents and they become great saints.
- (6) Teacher should prepare the appropriate questions to emphasize the objectives during the

lesson.

Story Time

Moses the Black was a very wicked man when he was young. He was a murderer, adulterer, and a robber. He did not believe in God. He was a mighty man of strong muscles. When he became monk robbers came to rob him. So he tied them and carried them on his back to the monks and forgave them. But St. Moses grieved for his sins. The sinner who keeps away from the Lord is always depressed.

In the morning he contemplated the beautiful sun. He spoke to it and asked it to guide him to the Lord. The Lord led him to the monks of Natrun Valley so he went to them. (Describe the desert journey and Moses' feelings on his way to the Monastery and his prayers that the Lord might lead him in the way of life) He arrived at the monastery which was surrounded by high walls and which has a small gate. He saw a rope descending... A bell rang. He spoke to the door keeper. He met Anba Isuthorus... Moses' appearance was fearful and horrible... very big... He had a sword in his hand... a sweet talk between them... Moses desired to be a monk... Although I made many sins, I want to be with you. Isothorus welcomed him warmly and guided him. Moses wept and confessed all his sins. He was baptised and became a Christian. He became a monk and struggled against sin till he became a saint.

Moses continued his struggle through prayers, fasting and reading the Gospel. He faced the devil with power so he did not fall into sin again. He always confessed his sins and received the Holy Communion. The monks noticed his growth in holiness and in serving the monks. (He filled their vessels with water at night without telling them) Then Moses became a saint. He was ordained a priest. He did not judge anyone for his sins but he always said that he was a sinner. He avoided the people's praise. He was an abstinent ascetic. The Lord granted him the gift of performing many miracles.

- 1 - He prayed and rain fell heavily.
- 2 - He cast out demons in the name of Christ.

One of his virtues was the virtue of showing hospitality to strangers. Guests visited him during the Holy Week. The monks used to live on water and salt only but when he saw the guests he received them with joy and remembering the story of our father Abraham... He cooked food for them and ate cooked food with them... The brothers misunderstood him at first but then they understood how he loved strangers and remembered the commandment of the Bible. "Do not neglect to show hospitality to strangers."

Discussion

- 1 - Follow up the story by talking about it with the children.
- 2 - Continue the discussion while they do the activity.

Learning Activities

Activity Sheet.

Lesson No. (37)

THE BROTHERLY LOVE ABRAHAM AND LOT

References:

Genesis 14.

Notes for Servants

- ★ We should not choose for ourselves material things according to our desires. Lot chose for himself so he was captured, his possessions were burnt in Sodom, he lost his wife, his soul was tortured and his two daughters became immoral.
- ★ But how great Abraham the father of fathers was when he defended his nephew who was difficult to control. True love forgets the mistreatment of others and remembers only the perfect love of God. The true love directs him to Melchizedek (Christ) to receive His blessings and to offer Him more worship.

Objectives

General: To love all our relatives in pure heart and trouble ourselves to serve them.

Specific:

The children will be able to ...

- A. Understand the meaning of brotherly love to all our relatives.
- B. Practice this love at home, with their family and even with friends.
- C. Know that the result of giving is receiving more from God, on earth and in heaven.

Bible Verse

" Let brotherly love continue. "

(Hebrews 13:1)

Teaching Aids

A big picture - Scenes - the picture of the lesson.

Instruction

- (1) Review last week's lesson.
- (2) Who remembers the verse?
- (3) Remind the children about the church occasions for the coming week.
- (4) Teacher should prepare the appropriate questions to emphasize the objectives during the lesson.

Story Time

Our father Abraham had a nephew named Lot. They both walked in the way of the Lord. Unfortunately, Lot concerned himself with earthly matters, so when a dispute rose between his servants and Abraham's servants who cared for their cattle, Abraham spoke to him gently... and asked him to choose for himself the good land and leave him the rest of the land. Lot lifted his eyes and saw that the Jordan area was good because it contained water, plants and pastures so he chose it, and left the land of Canaan for Abraham. Although Abraham was older than Lot, he was not selfish but he loved Lot.

A war broke out among many kings and the kings of the area where Lot dwelt. The enemies were victorious and looted all the people of Sodom and Gomorrah and took their possessions. Lot, his wife and daughters were among the captives. It was a terrible war. The captives went out of Sodom in rows led by their enemies. They were severely treated. Lot thought of himself and repented that he had chosen that place. He was sorry for what he did. He thought about Abraham's love and unselfishness and how he rescued him from his enemies and how he was then living on his land in comfort.

While Abraham was sitting in his tent, some men came and told him what happened... (Describe his worry, weeping and his love for Lot and how some people said that he deserved this punishment as he chose for himself... but Abraham did not judge others.) He began to think of a way to save Lot. Abraham called together all the fighting men in his camp and pursued those who captured Lot. They attacked the enemy by night and defeated them. He chased them and recovered the loot that had been taken.

Abraham exposed himself to death for his nephew. "Let brotherly love continue." Abraham won a great victory. He brought the captives back to their country. The King of Sodom went out to meet Abraham. He thanked him and wanted to reward him but Abraham refused. They all thanked God for that victory. On their way back, there was a surprise. A man named Melchizedek, the King of Salem appeared to them. He was a king and a priest. He brought bread and wine to Abraham and blessed him. Abraham gave him a tenth of all the loot he had recovered. This man is a symbol of Christ who gave us His body and blood and blessed us and we give Him a tenth of all that we have. He who loves his brothers sees Christ and Christ loves him. They all went back home with joy and thanked the Lord and were amazed when they saw how much Abraham loved Lot.

Discussion

- 1 - Follow up the story by talking about it with the children.
- 2 - Continue the discussion while they do the activity.

Learning Activities

Activity Sheet.

Lesson No. (38)

DO NOT BE GREEDY **Gehazi And Naaman The Syrian**

References:

2 Kings 5.

Notes for Servants

- ★ We are often greedy and we want more money, we like to hold better passions and we often envy those who live better than we do.
- ★ Sometimes we are spiritually greedy and we seek to glorify ourselves and decorating them with artificial virtues to acquire the praise of others.
- ★ Being in the fellowship of the children of God is not everything in our salvation... as we must test the work of God in our hearts. Gehazi, Elisha's servant who was a great man, became a leper because of his sins.

Objectives

General: Children should not be greedy looking for more allowance, more food and more clothes.

Specific:

The children will be able to ...

- A. Know the meaning of being greedy and the result of it.
- B. Learn that God does not like greedy people.
- C. Believe that when we are content, God grant us all our needs and more.

Bible Verse

***"Nor covetous, nor drunkards, nor revilers, nor extortioners,
shall inherit the kingdom of God."***

(1 Corinthians 6:10)

Teaching Aids

A big picture - the picture of the lesson - Scenes.

Instruction

- (1) Review last week's lesson.
- (2) Who remembers the verse?
- (3) Remind the children about the church occasions for the coming week.
- (4) Explain how Gehazi was punished as a liar as the man of God knew what he had done.
- (5) Teacher should prepare the appropriate questions to emphasize the objectives during the

lesson.

Story Time

There was a great leader named Naaman the Syrian. He was not one of the Israelites. He had an Israelite servant. Naaman was a leper. Leprosy is a dangerous skin disease. Naaman was sad in spite of his great victories. The king loved him and was sorry for him. His wife also was sorry for him. The servant asked his wife that he may go Elisha the prophet to pray for him. The wife believed her. When her husband came sadly home, his wife announced the good news. He rejoiced and said, "I'll take a letter from the king so that I can meet Elisha."

Naaman went to see the king. (Describe the meeting) The letter was quickly written. He went back home and prepared himself to set on a journey... presents... caravan... good wishes... They started the journey. He arrived at Jerusalem... He gave the letter to the king of Israel. (Describe the meeting) The king of Israel was afraid thinking there was a plot... Elisha heard the story. He sent for him... They took the man to him... He was angry... His servants convinced him that he should follow Elisha's advice. He dived seven times. He became pure... He rejoiced... He was thankful to Elisha and the king (Describe Naaman's feelings). He sent many gifts to Elisha... You received without paying, give without pay.

Naaman and the caravan were on their way back. He had gone only a short distance when Elisha's servant Gehazi was seen running after him... Naaman got down from his chariot to meet him... Gehazi said, "My master sent me to tell you that just now two members of the group of prophets arrived - Pray, give them a talent of silver two festal garments. (a lie - love for money - greed) Naaman rejoiced and gave him more. He went back to Elisha (a conversation with Elisha - Gehazi was a sinner - became a leper)... He had the disease and died a leper and that was the end of love for money.

Discussion

- 1 - Follow up the story by talking about it with the children.
- 2 - Continue the discussion while they do the activity.

Learning Activities

Activity Sheet.

The Fruits of The Holy Spirit

References:

Acts 2:1-26.

Notes for Servants

- ★ The Day of Pentecost was a wonderful day in the history of humanity. In it, the Holy Spirit came upon the disciples and opened their eyes; they were filled with a great power from above. They were no more workers, but the Spirit of God worked in and through them.
- ★ They were a group of fearful and anxious men before. In the day of the crucifix of Jesus, everyone fled to a different place and when they gathered, it was in secret. Now, here they are speaking in public and facing the multitudes not only bravely but accusing them and putting the responsibility of crucifying Christ on them. The Holy Spirit was working in them and gave them both courage and knowledge.

Objectives

General: The Power of the Holy Spirit.

Specific:

The children will be able to ...

- A. Know that the Holy Spirit is the Spirit of God.
- B. Acknowledge the Power of the Holy Spirit in our life as we receive it in baptism.
- C. Learn some of the fruit of the Holy Spirit (Galatians 5:22-23)

Bible Verse

**"And there appeared unto them cloven tongues like as of fire,
and it sat upon each of them."**

(Acts 2:3)

Teaching Aids

Icon.

Instruction

- (1) Review last week's lesson.
- (2) Who remembers the verse?
- (3) Remind the children about the church occasions for the coming week.
- (4) Teacher should prepare the appropriate questions to emphasize the objectives during the lesson.

Story Time

The Day of Pentecost approached. It was a big feast for the children of Israel which fell on the fiftieth day after the Passover. It was also the feast of harvest which they celebrated by happy and bright festivals. Jerusalem was full of pilgrims who had come from different countries of the world to participate in the joy of the feast. Amidst all these festivals, there was a small group of men and women gathered in the upper room. They were sharing with each other their memories of Jesus, waiting for the promise and praying.

The Day of Pentecost came, and the small group was in the upper room, suddenly a great thing happened and there came a sound from heaven as of a rushing mighty wind, and it filled all the house where they were sitting. And there appeared unto them tongues as of fire and it sat upon each one of them" (Acts 2:1-4).

We also, received the Holy Spirit when we were Baptized and anointed with the Mairon. Saint Paul teaches that the Holy Spirit produce fruit in us. What are the Fruits of the Holy Spirit? The Fruits of the Spirit are a different kind of fruit—it grows in lives, not plants. But there are similarities. Check this out: We're all "bushes"—but what kind? How do you know what kind of bush is growing in your backyard? You check its fruit. If you find raspberries, it's a raspberry bush. Simple. The fruit tells you what kind of bush it is because it grows according to the bush's nature. Raspberry bushes only produce raspberries.

The Bible talks about how we grow fruit. Like berries, our fruit grows according to our nature. People can tell what kind of "bush" we are by looking at the fruit we grow—like how we talk or act. "Every good tree bears good fruit. But a bad tree bears bad fruit.... You can tell each tree by its fruit" (Matthew 7:17, 20). A poison berry bush can't suddenly decide to grow raspberries. Its nature controls what it grows. After Adam and Eve sinned, our nature became sinful and controlled what we grew: sinful fruit like disobedience, hatred, and lying. But through the Spirit of God which is within us we must produce good fruits

What are the Good fruits? Saint Paul tells us that the good fruits such *as love, joy, peace, longsuffering, gentleness, goodness, faith*. If do not have these fruits in us then we can't say that we are Christians.

Discussion

- 1 - Follow up the story by talking about it with the children.
- 2 - Continue the discussion while they do the activity.

Learning Activities

Activity Sheet.

Lesson No. (40)

The Wisdom of Solomon

References:

1 Kings 3:16-27.

Explanation of 1 Kings - Sporting - St. George Church - Sporting

Notes for Servants

- ★ How smart Solomon's request was! He did not desire wealth. He did not want the heads of his enemies. He only asked for wisdom. Examine the types of your requests and concerns, are they spiritual or according to the desires of the flesh?
- ★ Wisdom is necessary for the spiritual road, and for everyday life. Pray the Lord, the Father of Lights, to grant you wisdom that you may gain your eternal life.
- ★ St. Anthony taught his disciples that wisdom and separation are the most important virtues. Prayer, fasting, abstinence, and the life of poverty, and charity without separation can destroy man instead of rescuing him if they are practised with pride and haughtiness.

Objectives

General: To learn to be wise.

Specific:

The children will be able to ...

- A. Understand the meaning of wisdom, and how we can lose everything if we do not have it.
- B. Know that wisdom is a gift from God, we should pray for it.
- C. Believe that if we have wisdom, we have everything.

Bible Verse

" The fear of the Lord is the beginning of Wisdom "

(Psalm 111:10)

Teaching Aids

Teacher to prepare his own.

Instruction

- (1) Review last week's lesson.
- (2) Who remembers the verse?
- (3) Remind the children about the church occasions for the coming week.
- (4) Teacher should prepare the appropriate questions to emphasize the objectives during the

lesson.

Story Time

Solomon became king after David his father died. (Describe how he was enthroned...) He went to Gibeon to pray and ask the Lord to give him the grace of work. The Lord appeared to him and asked what he wanted to be given.

(Conversation between the Lord and Solomon.)

He did not ask for wealth or the death of his enemies or a long life but he asked for wisdom.) The Lord was pleased and gave him everything. He began his rule with wisdom. Everyone noticed it and thanked the Lord for their King.

One day, two women came and presented themselves before King Solomon. They were weeping. They complained. They were living in the same house. They gave birth to two baby boys. One night this woman accidentally rolled over on her baby and smothered it... "She got up during the night, took my son from my side while I was asleep and carried him to her bed... then she put the dead child in my bed. The next morning when I woke up and was going to feed my baby, I saw that it was dead. I screamed." (Describe the mother's feelings) "I looked at it more closely and saw that it was not my child. This is your son, where is my son? No, this is my son.." (Describe the feelings of the real mother, and their quarrel) The false mother said that the living baby was hers. The people standing were listening in amazement. How will this problem be solved? What will the king do? He will prove the truth of this woman's words or that woman's words. They were all perplexed, tears through the discussion.

The king raised his heart to the Lord and prayed for wisdom. He sent for a sword and when it was brought he said, "Cut the living child in two and give each woman half of it." The real mother, her heart full of love for her son, said to the king, "Please your Majesty, don't kill the child: Give it to her." But the false mother said, "Don't give it to either of us, go ahead and cut it in two." (Describe the feelings of the real mother and the indifference of the false mother)... Then Solomon said, "Don't kill the child! Give it to the first woman, she is its real mother." When the people of Israel heard of Solomon's decision, they were all filled with deep respect for him, because they knew that God had given him the wisdom to settle disputes fairly. They said, "The Lord gives wisdom to anyone who asks for it."

Discussion

- 1 - Follow up the story by talking about it with the children.
- 2 - Continue the discussion while they do the activity.

Learning Activities

Activity Sheet.

Lesson No. (41)

Do Not Swear at All

References:

Matthew 5:34, James 5:12.

Notes for Servants

- ★ As God's people we should always speak the truth no matter what. We can gain other's trust by our Christian behaviour only.
- ★ Using the Lord's name to prove anything even if it is right, is a sin.

Objectives

General: Do not take the Lord's name in vain.

Specific:

The children will be able to ...

- A. Understand the significant of God's name on earth and in heaven.
- B. Know that swearing to God may save them for short time but eventually the truth will come out.
- C. Learn to stop using God's name in their talk, and if they do, they should confess about it.

Bible Verse

" Swear not at all. "

(Matthew 5:34)

Teaching Aids

The whole story should be acted (a shop - a purse - a book - money - three persons)

Instruction

- (1) Review last week's lesson.
- (2) Who remembers the verse?
- (3) Remind the children about the church occasions for the coming week.
- (4) Teacher should prepare the appropriate questions to emphasize the objectives during the lesson.

Story Time

One non-Christian merchant left a deposit of 100 pounds with a Christian jeweller named Peter, then went to a far country, where he stayed for many years. Peter waited for him but he did not come back. Peter, for some reason, sold his shop to another Christian jeweller whose name was also Peter.

Two years later, the merchant returned from his trip and went to Peter's Jewellery Shop to return the money that he left with him. But the second Peter knew nothing about this deposit and said to the man that he did not take any money from him. The merchant was surprised and asked him to swear by the Holy Bible. Peter refused to do so, no matter what. Peter decided in his heart not use the Name of the Lord in vain, even if he had to give him the money from his own pocket. Peter give the merchant the amount of money he asked for.

The Lord desired to show His glory and to declare Peter's innocence as he observed the commandment "Swear not at all". One day the first Peter met the merchant in the market, he asked him where have you been?, I was waiting for you to give you your money back. What money? The merchant asked. Peter said the hundred pounds you left with me two years ago before I sold my shop. The merchant knew what happened and was amazed, they both went to the other Peter to give him his money back. The merchant was deeply affected by the superiority and purity of the Christian teachings. He was baptised and became a Christian.

Notes:

Types of common vows that annoy our guardian angel and make him cover his face are: (By the name of God - Christ - Gospel - the Cross - The Holy Communion - the saints)

How to stop using the name of God in vain?

- + Pray
- + To feel that action grieves the Lord
- + Convince people that you say the truth - Your words should be either yes or no.

Discussion

- 1 - Follow up the story by talking about it with the children.
- 2 - Continue the discussion while they do the activity.

Learning Activities

Activity Sheet.

St. Stephen

References

Acts 6-7.

Notes for Servants

- ★ Turn your toil and sacrifice for the Lord into earnest prayer and honesty in your work. You can be assured that the Lord is with you. Stephen saw the glory of God when he was on earth.
- ★ St. Stephen was a deacon. If you are a deacon of the church, practise teaching, perform your service with honesty, go on worshipping and contemplating and be a good example for everyone.

Objectives

General: Honour saints and praise their firmness of faith.

Specific: The children will be able to:

- A. Express the spirit of love and forgiveness that Stephen showed towards those who stoned him;
- B. Confess their belief and witness Christ before non-Christians;
- C. Answer others when they ask them about their religion;
- D. Know that the only way to answer when others ask them about their religion, is to know the Bible very well, as Stephen did.

Bible Verse

**"For whether we live, we live unto the Lord; and whether we die,
we die unto the Lord."**

(Romans 14:8)

Teaching Aids

None.

Instruction

- (1) Review last week's lesson.
- (2) Who remembers the verse?
- (3) Remind the children about the church occasions for the coming week.
- (4) Teacher should prepare the appropriate questions to emphasize the objectives during the lesson.

Story Time

The Christian faith was spread by the apostles whom Christ sent. The Christians lived in close fellowship with everyone and shared their belongings with one another. The time came when they needed men to devote themselves to the service of widows, orphans and the poor. They chose seven deacons, known to be full of the Holy Spirit and wisdom. Stephen was among them. He served the poor and the needy and distributed gifts and money to them. He also preached in the church and converted many to Christianity.

One day, a large crowd of Jews gathered and discussed religious matters with Stephen. He answered them quoting texts from the Scriptures. He explained that Christ was the only Saviour through whom we can enter the kingdom of Heaven. Of course, being Jews, Stephen's words did not appeal to them so they took him to the synagogue to persecute him.

The Jews were angry with Stephen because he told the truth. They wanted to kill him, so they accused him of blaspheming against God and Moses. They grabbed Stephen, dragged him in the streets and when they were out of the city, the men stopped, stripped him of his clothes, and stoned him. The witnesses left their cloaks in charge of a young man named Saul, who approved of the murder. The Jews picked up big stones and rocks and threw them at Stephen's head, legs, back, chest and arms. His body was broken. He fell to the ground. The Lord strengthened him. He knelt down and prayed lifting his eyes up to Heaven. The Heavens opened and Stephen saw Jesus surrounded by angels in great glory, and a host of angels dressed in white and shining with bright light.

The people stood in great surprise because Stephen was happy in spite of the stones thrown at his body. They asked one another why Stephen looked towards Heaven. What was it that he saw? They continued to throw stones at his head. The stones were thrown at him but Stephen was happy. He said, "Behold, I see the heavens opened, and the Son of Man standing at the right hand of God." The Jews threw the stones at his mouth to prevent him from speaking.

Stephen said, "Lord, do not hold this sin against them." Stephen's face shone as the face of an angel, then he died.

Discussion

- 1 - Follow up the story by talking about it with the children.
- 2 - Continue the discussion while they do the activity.

Learning Activities

Activity Sheet.

Lesson No. (43)

PRAYER: KING HEZEKIAH

References:

2 Kings 18, 19 and 20.

Notes for Servants

- ★ Prayer with contrition and confidence pleases God. Confidence in God is your faith and it will fill your heart with peace.
- ★ Hezekiah was faced with so many troubles and in everyone of them his solution is to pray, and in everyone of them the Lord answered his prayer.
- ★ The pure in heart see the Lord and understand His purpose. Isaiah the prophet is a blessed model of this.

Objectives

General: The power of a prayer that is offered with faith and contrition.

Specific:

The children will be able to

- A. Learn the meaning of prayers with faith and why God answer them.
- B. Know that God will know if our prayers is a result of a good faith in Him.
- C. Express how can they pray to the LORD.

Bible Verse

" I have heard thy prayer, I have seen thy tears: behold, I will heal thee. "

(2 King 20:5)

Teaching Aids

None.

Instruction

- (1) Review last week's lesson.
- (2) Who remembers the verse?
- (3) Remind the children about the church occasions for the coming week.
- (4) Concentrate on prayers.
- (5) Teacher should prepare the appropriate questions to emphasize the objectives during the lesson.

Story Time

HEZEKIAH was a good king. When he became king, he found that the Israelites worshipped idols and the bronze serpent. The king burnt them and destroyed the altars of idols and stopped that worship. He mended the Lord's house, opened it and began to worship in it. The kingdom flourished during his reign whether in civil domains or in spiritual domains. The Lord was pleased with him because of his fidelity so He made him overcome his enemies through many miraculous deeds. His guardian angel killed 185,000 of his enemies when Assyria besieged Jerusalem.

King HEZEKIAH fell ill and almost died. The prophet Isaiah went to see him. HEZEKIAH longed to know the will of God. "The Lord tells you that you are to put everything in order, because you will not recover. Get ready to die." Isaiah said. HEZEKIAH turned his face to the wall and prayed. "I beseech thee, O LORD, remember now how I have walked before thee in truth and with a perfect heart, and have done that which is good in thy sight. And HEZEKIAH wept sore." (2 Kings 20:3)

Isaiah left the king, and before he passed through the central courtyard of the palace, the Lord told him to go back to HEZEKIAH and say to him, "I have heard your prayer. I will let you live fifteen years longer. I will rescue you from the king of Assyria." Isaiah went back to the king and told him. (Describe HEZEKIAH's feelings when he saw Isaiah coming back. His reaction when he heard the good news, he rejoiced. The whole members of the royal family and the people living at the royal palace were happy. ministers, chiefs, soldiers, and servants rejoiced. They asked Isaiah, "What shall we do to the king? Shall we bring doctors?" But Isaiah said, "The Lord will perform a miracle. Doctors cannot heal him. Put a paste made of figs on the boil and he will get well." Some of them doubted, others were confident. They put the paste made of figs on the boil and waited. The king got well, he was healed, happiness increased. The news was fulfilled, it came true. The king asked for a sign.

"And HEZEKIAH said unto Isaiah, What shall be the sign that the LORD will heal me, and that I shall go up into the house of the LORD the third day? And Isaiah said, This sign shalt thou have of the LORD, that the LORD will do the thing that he hath spoken: shall the shadow go forward ten degrees, or go back ten degrees? And HEZEKIAH answered, It is a light thing for the shadow to go down ten degrees: nay, but let the shadow return backward ten degrees. And Isaiah the prophet cried unto the LORD: and he brought the shadow ten degrees backward, by which it had gone down in the dial of Ahaz. (2 Kings 20:8-11) They were all surprised and praised the Lord. The king got well, and left his bed. He began to work as usual. He served the Lord fifteen years more and died.

Discussion

- 1 - Follow up the story by talking about it with the children.
- 2 - Continue the discussion while they do the activity.

Learning Activities

Activity Sheet.

PAUL THE APOSTLE

HIS SERVICE AND TOIL FOR THE LORD

References:

2 Corinthians 11, Acts 9:13-28.

Notes for Servants

- ★ Paul the apostle should be our example as ministers. He went all over Asia Minor and Europe and established many churches. His evangelism was full of liveliness, earnest prayers, tears and great sacrifice. What have we done for the Service?
- ★ Service without toil is far away from being lively and effective. True service is that which attacks the kingdom of the devil, as successful ministers are perpetual targets for his blazing arrows. The Lord supports His children in their battle and grants them victory.
- ★ St. Paul did not seek people's support. Many of his friends stabbed him but he held fast to God and to them as he loved all. "If I love you the more, am I to be loved the less?"

Objectives

General: Love for the Service and seeking those who are keeping away from the church.

Specific:

The children will be able to ...

- A. Know that we all must serve the Lord one way or another according to our abilities.
- B. Learn some of the ways which help them serve God in their age.
- C. Understand that when anyone serves God, He will give him all the help and support he will need in his service.

Bible Verse

" Who is weak, and I am not weak? who is offended, and I burn not? "

(2 Corinthians 11:29)

Teaching Aids

A big map showing Paul's journey. The picture of Paul the apostle.

Instruction

- (1) Review last week's lesson.
- (2) Who remembers the verse?
- (3) Remind the children about the church occasions for the coming week.
- (4) Explain how powerful Paul's evangelism was.
- (5) Teacher should prepare the appropriate questions to emphasize the objectives during the lesson.

Story Time

In the Bible, the apostle Paul wrote about the Fruit of the Spirit, but he hadn't understood it until he became a Christian. Imagine having your whole life run by rules like how to wash, who to talk to, and how far to walk. Before Paul met Jesus, this was his life.

Then Paul met Jesus. He learned that God doesn't want us to just follow rules and do right because we're supposed to. He wants to lovingly change our hearts so that we want to do what's right. Doing right doesn't save us—believing in Jesus and letting God change our hearts does. Suddenly Paul was free from trying to obey a bunch of rules and God's Spirit began growing new fruit in him. Instead of killing Christians, Paul became one! He then taught that the only way to please God is to believe in Jesus and let the Holy Spirit change us. That's true freedom.

Paul the apostle was a good example of those who repented and submitted their life to God. The Lord made of him a great hero threatening the kingdom of the devil and bringing many people to the Lord. The Holy Spirit said, "Set apart for me Barnabas and Saul for the work to which I have called them." (Acts 13) The apostles sent them on the first journey. (The Servant explains the journey on the map and how it was a long hard journey in the sea and on land - and how the Jews resisted the apostles: Bar - Jesus in Cyprus - They were driven out in Perga - They were about to be stoned in Iconium and in Lystra after healing the lame - They went to preach in Derbe - They, again, visited all these countries with rare courage and with love for Christ and the service.

Paul said to Barnabas, "Let us go back and visit our brothers." (Acts 15) Paul and Silas began the journey to Cyprus. Paul went to the Asian countries to encourage them to stand firm in faith. He took Timothy from Lystra as a fruit of the service. He wanted to serve in Asia but the Spirit prevented him. When he saw the Macedonian, he went to Europe where he established Churches at Phil (Lydia - the girl who predicted the future - the jailer), in Thessalonica (where they were beaten and driven out), in Athens (he was greatly upset when he noticed how full of idols the city was), in Corinth (where he met Aquila and Priscilla and there he was persecuted by the Jews)

Then the apostle went on a third journey to Asia Minor. He established a church in Ephesus and stayed there for three years serving them with tears night and day. (Acts 19, 20) The Jews rebelled against him. They arrested him in Jerusalem... He was sent to the court several times... The mighty preacher stood before Felix, before Agrippa and before Caesar in Rome... Nero the tyrant ordered his soldiers to cut his head off and so he was martyred in A.D. 68...

Discussion

- 1 - Follow up the story by talking about it with the children.
- 2 - Continue the discussion while they do the activity.

Learning Activities

Activity Sheet.

Lesson No. (45)

ST. SAMUEL
PERSECUTED FOR HIS FAITH

References:

Sinaxarium Kiahk 8.

Notes for Servants

- ★ Contemplate how this saint was honest and how he suffered for faith. Thank the Lord as He has not given you such a cross to carry.
- ★ Ask for more love so that your eye may become simple as Samuel's eye and in this way you can use it in studying the Holy Scripture and be ready to endure all the pains for the Lord Christ.
- ★ Do not grieve when you see divisions here and there, pray for the unity of the church.

Objectives

General: The heroism of those who struggled for faith.

Specific:

The children will be able to ...

- A. Know how saints become an image of the Lord in their lives.
- B. Understand that Christianity is not only coming to church Sunday, but it is a daily life we have to live.
- C. Learn how to live as Christians everyday.

Bible Verse

"Others were tortured, not accepting deliverance; that they might obtain a better resurrection."

(Hebrews 11:35)

Teaching Aids

The picture of Anba Samuel.

Instruction

- (1) Review last week's lesson.
- (2) Who remembers the verse?
- (3) Remind the children about the church occasions for the coming week.
- (4) Teacher should prepare the appropriate questions to emphasize the objectives during the lesson.

Story Time

This saint was born in Milceg el Nassara in the Sixth century of a holy priest and a pious mother. They brought him up in holiness and the love for the poor. The Lord had given them this son when they were old... He began to grow in prayer and fasting. He refused to marry and decided to become a monk and his parents were pleased. His mother died and his father saw a vision... "Your son will be a monk. He will struggle and suffer for faith." The man rejoiced. Then he died. Samuel distributed his money among the poor and went to the monastery where he became a disciple to St. Agatho. He led an angelic life full of modesty and godliness. He used to pray and fast. When Anba Agatho fell ill, he served him till he departed in peace. Samuel increased his struggle and worship. The Lord gave him the gifts of healing sick people and casting out demons... and he became famous.

In the days of Pop Benjamin, the king sent his soldiers to force monks to obey him. They carried with them the Tome of Leo. (What is it?) But Anba Samuel tore it into pieces and cast it outside the church, so the captain ordered his soldiers to beat him. They gave him a good beating and his blood shed and they struck his eye and it was destroyed. His disciples were sad and sorry for him. The Lord's angel appeared to him and led him to Kalamon Monastery in Fayoum desert. He lived there and his aroma spread. People came to him to be healed and received his blessing. When he became tired of the people, he built up a separated far away cavern and he used to go to the monastery on Saturday evening and on Sunday morning to receive the Holy Communion.

One year later, the king persecuted the monks once more. He sent his soldiers and they struck the monks severely. St. Samuel was cruelly beaten and he was about to die. Then they left him... Some days later, the Barbarians came to Kalamon, and the Lord commanded him to hide himself in the church and he hid himself but he saw the Barbarians defile the sanctuary, so he went out and reproached them. They gave him a good beating, captured him and took him to their country where he refused to bow down to their idols. They tied him to a tree and left him there for five days without food or water. Then they let him go to Kalamon when they saw his miracles. The devils fought him because of his great power and piety. He reached the age of 96 years. He fell ill for eight days and departed in peace in Kiahk 8 and the monastery was filled with incense and aroma. May is Intercession be with us. Amen.

Discussion

- 1 - Follow up the story by talking about it with the children.
- 2 - Continue the discussion while they do the activity.

Learning Activities

Activity Sheet.

Lesson No. (46)

ST. MACARIUS

HIS TOIL FOR FAITH

References:

Sinaxarium Babah 27.

Notes for Servants

- ★ St. Macarius was a bishop who saw well to his work and earnestly served his bishopric. Whenever he preached his people, he wept. He used to listen to the Lord's word that guided him. The angels helped him to stay awake. Do you serve your class in the same spirit?
- ★ The time of death was the hope of our grandfathers as their love for Christ, and their faith in eternity. They were holding fast to the True faith, which was more precious than the whole world.

Objectives

General: The child should be accustomed to going to confession.

Specific:

The children will be able to

- A. Know how saints become an image of the Lord in their lives.
- B. Understand that Christianity is not only coming to church Sunday, but it is a daily life we have to live.
- C. Learn how to live as Christians everyday.

Bible Verse

"I have fought a good fight, I have finished my course, I have kept the faith: Henceforth there is laid up for me a crown of righteousness. "

(2 Timothy 4:7,8)

Teaching Aids

The picture of the three Macarius.

Instruction

- (1) Review last week's lesson.
- (2) Who remembers the verse?
- (3) Remind the children about the church occasions for the coming week.
- (4) We have to endure pains and persecutions for true faith. We have to defend our creed till death.
- (5) Teacher should prepare the appropriate questions to emphasize the objectives during the lesson.

Story Time

St. Macarius was a very simple person... He lived in the fifth century. When the Patriarch saw that he was a good hearted man, he ordained him Bishop of Edko (or Kaw) in Upper Egypt. He cared about his people very well. Whenever he preached to the people he wept. They asked him, "Why do you weep?" He said, "Because the Lord shows me the sins of the people and their works when I speak to you so I weep and pray for you and ask the Lord to help you to repent." Once, he saw the Lord Christ in the sanctuary (Describe the feelings of the saint when this glorious revelation was announced)

The Lord was surrounded with His angels who were offering Him the works of the people one by one. St. Macarius heard a voice saying, "Why do you neglect your people and not preach them?" He said, "Lord, they do not accept my words." The Lord said, "Preach to them so that they may be responsible for themselves and in this way you rescue yourself." He never stopped teaching his people with tears during the Masses, the vigils and the visits. (Questions)

In those days a great council was held. It was the Council of Chalcedonia - Bishops from everywhere in the world attended it. The king and the western Bishops held it in Rome and other cities to condemn Anba Dioscorus the great Patriarch because he refused to change the texts of the Creed and they wanted to take revenge... He took St. Macarius, Bishop of Ekdo with him. This bishop used to wear simple clothes. While they were on the ship, one of the sailors' son was a one-eyed boy and his other eye was not well. The boy pushed the saint without intention. The boy apologized saying that his eyesight was weak. The saint made the sign of the cross on the blind eye and healed it. The boy said to him the other eye is not well, so the saint made the sign of the cross and the other eye was healed and all those on the ship rejoiced. When he reached the palace to attend the council the guards refused to let him enter as they doubted he might not be a bishop because of his simplicity but St. Dioscorus let him enter and told the guards about his several miracles. (Questions)

The conference began its work. - The western bishop attacked St. Dioscorus saying wrong things about faith - St. Macarius rose and defended the true faith that we received from the saints - The wicked king excommunicated him and sent St. Dioscorus and St. Macarius into exile in the Isle of Gagra. But they rejoiced as they found joy in exile and sufferings. The queen struck St. Dioscorus on the face - with the result that one of his molars was broken. She also depilated (pulled off) his beard. But the two saints stood firm in faith and lived in their exile. Some time later St. Dioscorus sent him with a trader to Alexandria and said to him, "This is a crown of martyrdom to you..." The king's messenger came with the decision taken by the Council of Chalcedon and the Tome of Leo - Macarius refused to sign them, so the king's messenger kicked him between the legs and he fell down dead. The Christians came and buried him with the two bodies of John the Baptist and Prophet Elisha. (Questions)

Exercise: When a person asks me: Are you a Christian? I shall say: Yes I am and I am ready to endure pains for Christ.

Discussion

- 1 - Follow up the story by talking about it with the children.
- 2 - Continue the discussion while they do the activity.

Learning Activities

Activity Sheet.

Lesson No. (47)

SHOWING REVERENCE FOR THE HOUSE OF GOD ELI THE PRIEST

References:

1 Samuel 2.

Notes for Servants

- ★ A servant's sin is more dangerous than other people's sin as it makes people indifferent to the holies of God. Be careful about your senses, your conduct, your dealings and your feelings.
- ★ If we neglect our duty towards sinners and wrong doers, to give advice to them, the Lord will punish us.
- ★ We have to show cordial, true, clear love and respect for the house of God as in doing this the children will imitate us.

Objectives

General: Children should show reverence for the House of God by entering and going out with reverence and prayer, by sitting calmly, listening and understanding what is said.

Specific:

The children will be able to...

- A.
- B.
- C.

Bible Verse

“My house shall be called of all nations the house of prayer?”

(Mark 11:17)

Teaching Aids

Pictures of churches, the picture of the Tent, The picture of the lesson.

Instruction

- (1) Review last week's lesson.
- (2) Who remembers the verse?
- (3) Remind the children about the church occasions for the coming week.
- (4) Teacher should prepare the appropriate questions to emphasize the objectives during the lesson.

Story Time

In the Old Testament, there was a priest named Eli. He had two sons, Hophni and Phinehas, who helped him. The people offered their sacrifices. There was a certain order for doing that. The priest took his position. Hophni and Phinehas were wicked men who sinned in the house of the Lord. The sons of Eli were scoundrels. They paid no attention to the Lord or to the regulations concerning what the priests could demand from the people. The people were annoyed and murmured against them. Many of them despised the Holy Place.

The Lord heard the people's complaints and saw the evil deeds. He was angry with Eli and his sons. He ordered Eli to rebuke them. Eli advised them not to do that again, but gently. The Lord was angry with Eli. A boy named Samuel was in the temple. The Lord appeared to Samuel and told him that He had decided to kill Eli and his sons. Eli knew the judgement of the Lord and was sad.

There was a severe war. The Israelites were defeated. Hophni and Phinehas were killed in battle. Eli heard the sad news. He knew that the enemies took the Covenant Box. He fell to the ground and died. So, those who despised the Holy Place of the Lord died.

Discussion

- 1 - Follow up the story by talking about it with the children.
- 2 - Continue the discussion while they do the activity.

Learning Activities

Activity Sheet.

Lesson No. (48)

Taking Care for The Church of God IBRAHIM EL GOHARY

References:

The Precious Gem (Alkhareeda Al NaFeessa).

Notes for Servants

- ★ Ibrahim el Gohary bore witness to Christ in a dark age. He was a high government official. We, as Christians, need such a good example to follow.
- ★ Although he was rich, he did not neglect his duty towards God and the church. His position as a minister did not make him neglect his responsibility towards building and mending the churches.
- ★ He did not threaten those who persecuted his brother. The Spirit of Christ that abode in him taught him how to love and forgive people although he was able to avenge.

Objectives

General: Taking care of the churches.

Specific:

The children will be able to...

- A. Care for the church's building and belongings.
- B. Give offering gifts and donations and feel happy to do that.
- C. Pray so that the Lord may establish a church in every place that in need.

Bible Verse

**" I was glad when they said unto me, Let us go into the house of the LORD.
"**

(Psalms 1 22:1)

Teaching Aids

A picture of Ibrahim el Gohary - Models of churches or their pictures.

Instruction

- (1) Review last week's lesson.
- (2) Who remembers the verse?
- (3) Remind the children about the church occasions for the coming week.
- (4) Teacher should prepare the appropriate questions to emphasize the objectives during the lesson.

Story Time

We remember how King Solomon laid the foundation of the Temple. What did he need? How did men volunteer to carry wood, stones, etc. and how did they build the temple and decorate it? How did they make the tools?

He loves it when we love His house and care for building churches everywhere. This was the virtue of a great man named Ibrahim el Gohary. He lived in the 18th century during the reign of the Mamelukes and Mohamed Ali. He was the Chief Clerk of the Prime Minister at that time and he had great authority and was very rich. He was a pious Christian who practised means of grace, give examples.

He was promoted to the position of the Chief Clerk of the whole country of Egypt because he was competent and honest. He was a true Christian and thought only of how to please Christ and glorify His name through that post of his.

He spent his money on the poor and the needy, but he was not satisfied. He thought of doing greater deeds. He asked the priests and the people. He noticed that there were places without churches although many Christians lived in them. Other places were very poor and to these he sent a lot of money and he mended the churches that needed mending. He mended the monasteries and sent them what they needed such as oil, wheat, candles, incense, etc. The endowment contracts he devoted for the churches and the monasteries reached 238 contracts.

(The Servant gives appropriate questions for each stage)

Discussion

- 1 - Follow up the story by talking about it with the children.
- 2 - Continue the discussion while they do the activity.

Learning Activities

Activity Sheet.

Lesson No. (49)

INCENSE

References:

Numbers 16:41-50, Revelation 5:8.

Notes for Servants

- ★ When you see the incense in the church, let your prayers go up with them so that the Lord may accept them as sweet-smelling incense. Attend the Prayer for the Raising of Incense, Evening and morning Raising of the Incense as these are essential bases of the Divine Mass.
- ★ Let the aroma of Christ spread in all the sides of your life. Let your sweet-smelling life affect the life of others through your perpetual testing of the Presence of God and your perpetual unity with Him.

Objectives

General: Emphasizing the ritual spirit in worship and understanding the significance of rites since childhood, so that the child may be used to worshipping with joy.

Specific:

The children will be able to...

- A. Learn some knowledge about the church rituals.
- B. Know why we use the incense in the church.
- C. compare between incense and the saints.

Bible Verse

" Let my prayer be set forth before thee as incense; "

(Psalms 141:2)

Teaching Aids

A censer or a picture of a censer.

Instruction

- (1) Review last week's lesson.
- (2) Who remembers the verse?
- (3) Remind the children about the church occasions for the coming week.
- (4) Teacher should prepare the appropriate questions to emphasize the objectives during the lesson.

Story Time

This censer, which the priest uses in the prayers of the Divine Mass and the incense in it, refers to the Virgin Mary (the Virgins' Womb). She carried the Divine Fire in her womb (Jesus Christ is the sweet-smelling incense and the Divine Fire.) The heavenly Dame, the three chains, stand for the Holy Trinity. (Discussion and questions.)

When does the priest use this censer? in the evening raising of incense? (When?) in the morning raising of incense? (When?) Preparation for the Holy Mass.

Incense:

- 1 - Sweet-smelling (aroma) as the sweet-smelling life of the saints.
- 2 - Rises up to heaven as the prayers of saints do.
- 3 - Spreads everywhere and this refers to the fact that people see the image of Christ in the saints everywhere.

So, whenever we see incense, we have to obey the deacon's warning and pray. In fact, incense has been used in prayers since the time of Moses and Aaron. (Questions about the story of Korah, Dathan and Abiram and their destruction together with the rebels).

Then, the whole congregation rebelled against Moses and Aaron. Moses became very sad. The Lord was very angry. The Lord sent an epidemic and more than fourteen thousand people died. All houses were weeping and crying.

Moses ordered Aaron to put fire coal in the incense and raise incense. As soon as incense rose, the epidemic stopped. The people thanked the Lord as the prayers accompanied by incense were powerful. They promised never to rebel again.

Even in heaven, the Lord Jesus is sitting on the Throne surrounded by twenty-four priests carrying censers filled with incense which is the prayers of the saints. That is why David says: "Let my prayer be counted as incense before thee."

Discussion

- 1 - Follow up the story by talking about it with the children.
- 2 - Continue the discussion while they do the activity.

Learning Activities

Activity Sheet.

Lesson No. (50)

The Miracle of Atreeb

References:

Forty Miracles of the Virgin.

Notes for Servants

- ★ May the Mother of Light be always before our sight with her holiness, and light so that we may learn from her the way to heaven and so that she may help us.
- ★ Put a picture of the Mother of Light in your private room ... This in itself reproaches us for our sins as we see her face full of holiness.
- ★ How deep the faith of that priest is. May the Lord grant us the same faith and the same spirit of surrender that was his.

Objectives

General: Honouring St. Mary the Mother of God.

Specific:

The children will be able to

- A. Learn about the intercession of the saints.
- B. Express the power of prayers through troubles.
- C. Know that God answers our prayers through the intercession of the saints.

Bible Verse

" Behold, from henceforth all generations shall call me blessed. "

(Luke 1:48)

Teaching Aids

None.

Instruction

- (1) Review last week's lesson.
- (2) Who remembers the verse?
- (3) Remind the children about the church occasions for the coming week.
- (4) Teacher should prepare the appropriate questions to emphasize the objectives during the lesson.

Story Time

During the reign of Haroun El-Rasheed, a severe ruler who governed Egypt, he persecuted Christians and destroyed their churches. His assistants went on destroying the churches till they came to the City of Atreeb near Benha. There was a church in that city bearing the Name of the Virgin. It was a big splendid building. Its pillars were made of marble covered with gold and the priest felt that they had come to destroy the church. He went inside the church and prayed with tears. He interceded with the Mother of Light, the owner of the church and went out to meet the prince. He showed him the church, the precious things inside it and the Icon of the Virgin. He said to the prince, "Give me three days I'll bring you a decree from the Caliph that this church should not be destroyed."

The prince laughed and said, "The Caliph is in Baghdad and there is a long distance between us that takes no less than two months. How did you say that the decree will come after three days? This is not logical." The priest said, "I am sure and I'll pay the cost of your stay and the cost of those with you." He gave him 300 dinars. The prince took the money and said, "This church must be destroyed." The priest said, "I am sure that the Virgin Mary can prevent you from destroying her church and she will defend her church." The priest knelt before the Icon and prayed. "Save us O Virgin ... Forgive us ... intercede with your Son for us ... help us ... do not allow them to destroy your church." The Lady Virgin spoke from her Icon saying, "I am the Virgin ... I'll help you ... Do not be afraid of the prince ... his boss will order him not to destroy this church.(Questions)

While the priest was praying, It was night and the Caliph was asleep in Baghdad, the Caliph saw a bright light and he was horrified. He saw the Virgin, the Mother of God and was disturbed He said, "Who are you?" She answered, "I am Mary, the Mother of Jesus whose churches you destroy. How do you sleep in comfort while all the Christians suffer? Repent, otherwise you will suffer unbearable pains."

The Caliph shook with horror and cried, "I am ready to do what you want, but do not hurt me , PLEASE!" She said to him, "Now write a decree in your own handwriting, stamp it with your seal and send it to your assistants in Atreeb. Give and order that your soldiers should stop destroying the churches and stop attacking the Christians." The Caliph said to her, "How can this letter arrive in Egypt today? It is impossible by land or by sea!" She said to him, "write the decree and with the help of God it will reach the prince before he wakes up in the early mourning." The Caliph wrote the letter, "I am the Caliph Haroun Al Rasheed ... Come here soon ... do not destroy the churches of the Christians..." He stamped the letter and wondered what would happen. Behold, a bird with a big beak came and snatched the letter from his hand and flew quickly away. The Virgin at that moment disappeared. After a short time the bird was in Atreeb. He came to where the prince was sitting and threw the letter to hem and flew away.

The prince opened the letter and was surprised. He sent for the priest and he asked him, "Tell me, what have you done?" The priest said joyfully, "the Mother of Light did everything for us."

Discussion

- 1 - Follow up the story by talking about it with the children.
- 2 - Continue the discussion while they do the activity.

Learning Activities

Activity Sheet.

Lesson No. (51)

Review

References

Lesson 40, 41, 42, 43, 45, 46, and 47.

Notes for Servants

- ★ Review your spiritual life, prayers, fasting, spiritual readings, confession, and communion.
- ★ Review your service in relation with preparing the lessons, your relationship with your students and reaching out for them when they do not come to the Sunday School.

Objectives

General: Review and emphasize the main theme for this period.

Specific:

- The children will be able to ...
 - A. Review some of the lessons.
 - B. Tell some of the stories.
 - C. Memorize the verses.

Bible Verse

Review memorizing the verses.

Teaching Aids

Prepare all the teaching aids to review as many as possible of the previous lessons.

Lesson

- (1) Name the lesson to review, using the teaching aids as help.
- (2) Ask questions and let the children answer or answer it yourself as part of the review.
- (3) Make sure that children have gained a spiritual growth from the lesson, virtue such as loving one another, and good habits such as staying quiet in church.
- (4) Repeat the same steps with every lesson that you will be able to review based on the available time.
- (5) Remember that we review the spiritual gain for the children more than testing their knowledge.

Learning Activities

Activity Sheet.

St. Mary's Coptic Orthodox Church
Sunday School Program 1721 A.M. (2004/2005)

St. Mark's Class (Grade 6)

(Baramoda 30, May 8)
 George Fam, Fady Hanna
 Steve Gobran

LESSON DATE	LSN No.	TEACHING AID	SUBJECT	OCCASION FEAST	DATE	F
----------------	------------	-----------------	---------	-------------------	------	---

God Is With His People

12-Sep-04	1		Nairouz (St. Mark)	Nairouz	09/11	
19-Sep-04	2		Elijah Revives The Widow's Son			
26-Sep-04	3		Sennahdrib's Threat & Hezekiah's Prayer	The Cross	09/27	
03-Oct-04	4		Jesus Heals A Paralytic			
10-Oct-04	5		Jesus Blesses The Wedding at Cana	Thanksgiving	10/11	
17-Oct-04	6		Jesus Heals The Blind Bartimaeus			
24-Oct-04	7		Jesus Heals A Deaf Mute			
31-Oct-04	8		God Save Noah from The Flood	St. Roweis	11/01	
07-Nov-04	9		Tobias and The Angel			
14-Nov-04	10		Abraham Receive Angels of The Lord	Pope Shenouda III	11/14	
21-Nov-04	11		The Angels Saves Lot and His Family			
28-Nov-04	12		David and Solomon & The Temple	Advent	11/25	
05-Dec-04	13		The Lord Appears in The Temple			
12-Dec-04	14		King Josiah and The Repair of The Temple			
19-Dec-04	15		Nehemiah: Rebuilding Walls of Jerusalem			
26-Dec-04	16		Ezra The Priest			
02-Jan-05	18		The Joy of Christmas	Christmas	01/07	
09-Jan-05	17		Review			
16-Jan-05	19		Simon The Elder and Prophetess Anna	Circumcision	01/14	
23-Jan-05	20		Baptism	Epiphany	01/20	
				St. Dimiana	01/20	
				Cana Galilee	01/21	

Back To Index

St. Mary's Coptic Orthodox Church
Sunday School Program 1721 A.M. (2004/2005)

St. Mark's Class (Grade 6)

(Baramoda 30, May 8)
 George Fam, Fady Hanna
 Steve Gobran

LESSON DATE	LSN No.	TEACHING AID	SUBJECT	OCCASION FEAST	DATE	F
----------------	------------	-----------------	---------	-------------------	------	---

The Blessing Of God

30-Jan-05	21		The Offering of Isaac	St. Anthony	01/30	
06-Feb-05	22		Isaac Blesses Jacob			
13-Feb-05	23		Jacob's Marriage	In The Temple	02/16	
20-Feb-05	24		Hezekiah the King is Healed	The Fast of Jonah	02/21	
27-Feb-05	25		Confession			
06-Mar-05	26		The Holy Communion	The Holy Lent	03/07	
13-Mar-05	27		Fasting - Esther	Pope Kerolous VI	03/09	
20-Mar-05	28		The Blessing of Good Works	The Cross	03/19	
27-Mar-05	29		Review			
03-Apr-05	30		St. Mary of Zeitoun	St. Mary of Zeitoun	04/02	
				Annunciation	04/07	
10-Apr-05	34		St. George			
17-Apr-05	31		Judas Betryst Christ - The Arrest of Jesus			
24-Apr-05	32		Peter's Denial	Palm Sunday	04/24	
				Maundy Thursday	04/28	
				Great Friday	04/29	
01-May-05			Easter Day	Easter	05/01	
				St. George	05/01	
08-May-05	33		Resurrection is Power and Effects	Thomas Sunday	05/08	
				St. Mark	05/08	

Back To Index

St. Mary's Coptic Orthodox Church
Sunday School Program 1721 A.M. (2004/2005)

St. Mark's Class (Grade 6)

(Baramoda 30, May 8)
 George Fam, Fady Hanna
 Steve Gobran

LESSON DATE	LSN No.	TEACHING AID	SUBJECT	OCCASION FEAST	DATE	F
----------------	------------	-----------------	---------	-------------------	------	---

Our Christian Life (The Fruit of the Holy Spirit)

15-May-05	40		Endurance and Patience - Job	St. Athanasius	05/15	
22-May-05	36		St. Peter, The Seal of Martyrs in Egypt			
29-May-05	35		The Flight to Egypt	The Flee to Egypt	06/01	
05-Jun-05	37		Jesus Went To Heaven	Ascension	06/09	
12-Jun-05	38		Prayer: Maximus and Domatius			
19-Jun-05	39		The Holy Spirit Speaks in Us	Pentecost	06/19	
				Archangel Michael	06/19	
26-Jun-05	41		Serving Other's: The Good Samaritan			
03-Jul-05	42		Showing Hospitality: Abba Pishoi			
10-Jul-05	44		The revelation of St. John	Apostles' Feast	07/12	
17-Jul-05	43		Treating Others Well: Abigail and David	St. Shenouda	07/14	
24-Jul-05	45		Abba Arsanius and The Beans			
31-Jul-05	46		Forgiveness-Saint Stephen			
07-Aug-05	47		Prayer - Ask, Seek & Knock	St. Mary's Fast	08/07	
14-Aug-05	48		Repentance - Moses The Black	Transfiguration	08/19	
21-Aug-05	49		Self - Control	St. Mary's Feast	08/22	
28-Aug-05	50		St. John Chrysostom			
04-Sep-05	51		Review			

Back To Index

Saint Mark

References

St. Mark, H.H. Pope Shenouda III.

Notes for Servants

- ★ "Yea, and all that will live godly in Christ Jesus shall suffer persecution" (2 Timothy 3:12).
- ★ When one commits sin, one denies their Christian faith. Therefore, avoid and keep away from sin so that your Redeemer may not deny you.
- ★ Standing firm in faith does not mean fanaticism but rather it requires us to have a strong faith in our creed and to show tolerance at the same time.

Objectives

General: Standing firm in faith until death.

Specific: The children will be able to:

- A. Know the characteristics of the saints;
- B. Conclude the reason that we honour them;
- C. Understand what they should do to be like them.

Bible Verse

"For me to live is Christ, and to die is gain."

Philippians 1:21

Teaching Aids

1. Prepare Saint Mark's icon and some flowers.
2. The servant and the children start to decorate the icon with the flowers.
3. The teacher should make the lesson a very cheerful one, as it is a very happy occasion. It would be an excellent idea to lead the children in singing a few hymns that are associated with Neirouz.

Introduction

- (1) Review last week's lesson.
- (2) Recite last week verse.
- (3) Remind the children about the church occasions for the coming week.
- (4) Servants are to put a strong emphasis on the celebration in this lesson.
- (5) Servant may start the lesson by the following questions:
 - a. Whose picture is this?
 - b. Why do we draw a lion beside him?
 - c. Where was he born?
- (6) Teacher should prepare the appropriate questions to emphasize the objectives during the lesson.

Story Time

St. Mark was born of a rich Jewish family. He was raised in the city of Cyrene in Pentapolis (which is Libya now). He had two names (John) a Jewish name and (Mark) a gentile name. St. Mark moved with his family back to Jerusalem while he was a teen at the time Jesus started his ministry.

St. Mark became one of the seventy apostles whom the Lord Christ chose. He witnessed the miraculous deeds of Christ such as the healing the sick and the raising of the dead. His first miracle was with his father. One day after the coming of the Holy Spirit, while Mark was walking with his father in a deserted area, two lions appeared to them. Mark's father asked him to run fast while he kept the lions busy. But Mark prayed saying "O Christ the son of God save us. At once the lions fell and died, then his father believed in Christ and was baptized. Shortly after that his father died.

St. Mark joined some of the apostles in their missions. He joined St. Paul and his uncle St. Barnabas. Later after his uncle died he travelled alone. The first city he went to was Alexandria.

In Alexandria, St. Mark prayed to God to guide him in his mission and message. He walked in the streets of the city until his sandals were torn. Because of his torn sandals, someone led him to a shoemaker called Ananias. While Ananias was fixing the sandals, however, a sharp device called an awl pricked Ananias' hand. He cried out in pain, "O God the only One." Then St. Mark took some mud and put it on Ananias' hand. The shoemaker's hand was healed at once. Then Ananias invited St. Mark to his house. At Ananias' house St. Mark talked to him and his family about Christ. They believed and were baptized and became the first Christian family in Alexandria.

Ananias' house became the first church in Alexandria. Many Egyptians became Christians and were later known as the Copts. Their numbers increased so much that the pagans (people who worship idols) decided to kill St. Mark. One day, they attacked the church, while the Christians were celebrating Easter mass. They took St. Mark out, beat him and dragged him around the city until he died.

St. Mark became the first martyr in Egypt and St. Ananias became the second Pope of Alexandria after St. Mark.

The church celebrates his martyrdom on May 8, may the prayer of these two saints be with us. Amen.

Discussion

- 1 - Follow up the story by talking about it with the children.
- 2 - Continue the discussion while they do the activity.

Learning Activities

Activity Sheet.

Lesson No. (2)

Elijah Restores the Widow's Son's Life

References

1 Kings 17.

Notes for Servants

- ★ Satisfaction: Elijah lived on very small resources of a poor widow. Those resources were not enough for his daily needs.
- ★ Patience and self-control in time of danger: When the widow said to him, "Did you come here to remind God of my sins and to cause my son's death?" All Elijah said was, "Give the boy to me."
- ★ Struggling in his solitary place: He took the boy from her arms.
- ★ Modesty: Elijah stretched himself out on the boy three times and did not lose hope.

Objectives

General: God's care for His children and people.

Specific: The children will be able to:

- A. Express their feelings about the restoration of the boy's life;
- B. Feel God's care for them in this story;
- C. Accept that God is always with them everywhere.

Bible Verse

“Ask, and ye shall be given; seek and ye shall find.”

Luke 11:9

Teaching Aids

A selected picture.

Introduction

- (1) Review last week's lesson.
- (2) Recite the verse.
- (3) Remind the children about the church occasions for the coming week.

Story Time

This is a story of a man of God whose name is Elijah. He loved the Lord, obeyed Him. During a famine, the Lord sent Elijah his food with the ravens.

One day the Lord said to him, "Now go to the town of Zarephath, near Sidon and stay there." God commanded that Elijah live with a poor widow and her son at Zarephath. Elijah stayed with the widow in the upper chamber (a small room at the top of the house where Elijah used to rest and to pray). The Lord provided flour and oil according to their needs and the Lord blessed her home.

One day, the widow's son was playing outside the house. When he came back, he was very ill. The boy was crying because of the pain. His mother ran to him, took him and laid him on a bed. She hoped that the boy would get better, but the days passed and the boy's health did not improve. His illness was very serious and his temperature rose up. The boy's condition kept worsening until he died. His mother wept bitterly because she had lost her only son. The widow carried the dead body to Elijah the prophet and said, "My son has died. I beg you to pray for him and I am sure that the Lord will answer your prayer and restore my son's life.

Elijah sadly took the boy from his mother's arms and carried him to the upper room. He laid the boy on the bed where he used to sleep. Elijah bowed down to the earth, then raised his eyes and hands to heaven and prayed. "O Lord, I ask you to bring this boy back to life." Elijah stretched himself out on the boy and then bowed to the earth in prayer and repeated the same words three times. The child started breathing again and revived. He opened his eyes and stood up.

1. What is the name of the man of God?
2. Who fed Elijah during the drought?
3. Who sent him food?

Elijah carried the boy back to his mother and said to her, "Look your son is alive!" In her joy, the woman knelt down and worshipped God. She thanked God and said to Elijah, "Now I know that you are a man of God. Now I believe in Him."

Discussion

- 1 - Follow up the story by talking about it with the children.
- 2 - Continue the discussion while the children do the activity.

Learning Activities

Activity Sheet.

Lesson No. (3)

The Angel Delivers Jerusalem

References

2 Kings 19.

Notes for Servants

- ★ Contemplate any event in your life from which God saved you. The Lord, because of His great love to you, sent His angel to rescue you.
- ★ Contemplate the angel whom the Lord sent to Daniel when he was cast in the den of lions. They did not injure him and the horrible gloomy den became a place of peace and praise.
- ★ St.Basil said, “Each believer is in company with an angel and the angel attends him, teaches him, guards him and guides him in his life.” St. Irenaeus said, “How valuable the souls are; that God has appointed an angel to guard each soul.”

Objectives

General: The angels guard and serve the saints

Specific: The children will be able to:

- A. Express their feelings about how God saved Jerusalem;
- B. Know that God uses His angels to care for us in this story;
- C. Accept that God is with us everywhere.

Bible Verse

**“The angel of the Lord encampeth round about them that fear Him
and delivereth them.”**

Psalm 34:7

Teaching Aids

Servant to prepare an icon of a guardian angel.

Introduction

- (1) Review last week's lesson.
- (2) Recite the verse.
- (3) Remind the children about the church occasions for the coming week.

Story Time

Sennacherib was king of the Assyrians and he was the enemy of Hezekiah, king of Judah. King Hezekiah was righteous and zealous. His concern was the glory of God and worshipping Him. The Lord was with him and so Hezekiah was successful in everything.

Sennacherib besieged Jerusalem and sent a letter to King Hezekiah threatening him. He said, "If you do not surrender to me, I shall destroy the city. What god will be able to rescue you?" He also warned the people of Jerusalem saying, "Do not rely on the Lord because He cannot save Jerusalem from me. Do not listen to Hezekiah."

1. Who was the King of the Assyrians?
2. What was the name of the city he wanted to besiege?

The Lord answered Hezekiah's prayer and sent him a message through Isaiah the prophet, a man of God. The message said, "The Lord listened to your prayer concerning Sennacherib." King Hezekiah was comforted and waited for the work of the Lord.

That same night, while Sennacherib and his army were asleep in their tents, the Lord's angel came to the tents and killed 185 000 Assyrian soldiers. What a wonderful victory!!!

Early the next morning, when a small number of soldiers got up and found that all the other soldiers were dead, they were frightened. Sennacherib went back to Nineveh and stayed in his house. One day when he was worshipping in the temple of his god, two of his sons killed him. Thus we see that the Lord reveals his power and grants victory to all that trust in Him.

1. What was the name of the King who loved God?
2. Why was he sad?
3. Who did he go to for protection?
4. Where did he pray?
5. How did the Lord answer Hezekiah's prayer?

Discussion

- 1 - Follow up the story by talking about it with the children.
- 2 - Continue the discussion while they do the activity.

Learning Activities

Draw a picture to show the effect of Hezekiah's prayer for Jerusalem. Show that the Lord sent an angel as a result of Hezekiah's prayers.

Jesus Heals A Paralytic

References

Matthew 9:1-8, Mark 2:1-12.

Notes for Servants

- ★ Together with your brothers and sisters in the service, pray to the Lord for those who are astray with the intercession of the saints that the Lord may guide them to His way.
- ★ Remember all your pupils, especially the naughty ones. Always pray for them and never fall into despair as you see the strong faith of those who offered help to the paralysed man.
- ★ Form a friendship between you and the saints so that they may help you with their prayers and intercessions and bring you to the Lord in times of affliction.

Objectives

General: God's care for the sick.

Specific: The children will be able to:

- A. Sense the power of faith of the Saints.
- B. Understand that God loves the friendship between people and the Saints.
- C. Feel God's care for everybody in every condition.

Bible Verse

“Son be of good cheer; thy sins be forgiven thee.”

Matthew 9:2

Teaching Aids

Servant to prepare his/her own teaching aids.

Introduction

- (1) Review last week's lesson.
- (2) Recite the verse.
- (3) Remind the children about the church occasions for the coming week.

Story Time

One day Jesus entered a house in Capernaum. Many people gathered around Him, including sick people and people who loved Him. The Lord received and welcomed them all, until the house became crowded with people.

There was a man in Capernaum who had been ill for a long time. He and his relatives heard that Christ was in the city and that He was in one of the houses. The paralysed man said to his friends, "Have mercy upon me and take me to Jesus so that He may heal me." Four of his friends put him on a mat because he was completely paralysed and could move neither his hands or legs.

1. What is the name of the city?
2. Where did Jesus go?
3. Who carried the paralysed man?

The friends found that the house was extremely crowded with people both inside and outside. They climbed up a ladder to the top of the house. They removed some tiles from the top of the roof and then lowered their friend in front of Jesus with the aid of some ropes. Jesus looked at the paralysed man, then he looked up to where the four friends were standing. Jesus smiled at them with love. He looked at the paralysed man and said, "Son, be of good cheer; thy sins be forgiven thee".

The people who were present murmured and said to themselves, "God is the only One who can forgive sins." The Lord Jesus knew what they were thinking and he said to them, "Is it easier to say to this paralysed man, 'Your sins are forgiven', or to say, 'Get up, pick up your mat, and walk?'" They did not answer and kept silent.

1. Why did the people murmur? What did they say?
2. What did Jesus say to them?
3. Where did the paralysed man descend from? How did he come down?
4. Let us say the verse together, "Son, be of good cheer..."

Jesus told the paralysed man to pick up his bed and go home. These words sent a wonderful power into the body of the paralysed man. He stood up, thanked God, picked up his mat and went home happily, singing hymns. His friends also went home joyously, while the people who witnessed the miraculous deed wondered greatly and glorified God. All the people murmured to one another, saying, "We have never seen such a thing".

1. What did the Lord Jesus say to the paralysed man?
2. How did the man go home? What did the people say?
3. Are there any sick people in your family? What service can you offer them?

Discussion

- 1 - Follow up the story by talking about it with the children.
- 2 - Continue the discussion during the activity .

Learning Activities

Activity Sheet.

Lesson No. (5)

Jesus Blesses The Wedding at Cana of Galilee

References

John 2:1-11.

Notes for Servants

- ★ Christ's life on earth was full of good deeds. Reflect upon the many miracles God performed in the Old and New Testament.
- ★ Study the life of St. Mary and think about her virtues. Pray to the Lord, asking him to help you in your struggle so that you may be perfect in Jesus Christ.
- ★ Jesus performed his first miraculous deed to honour the Virgin Mary, so resort to her and ask for her protection and intercession.

Objectives

General: Participating with people during times of joy and sorrow is a religious necessity.

Specific: The children will be able to:

- A. Learn the Christian meaning of sharing;
- B. Apply the lesson to their daily lives;
- C. Express how they feel as a result of sharing with others.

Bible Verse

**“Rejoice with them that do rejoice,
and weep with them that weep.”**

Romans 12:15

Teaching Aids

None.

Introduction

- (1) Review last week's lesson.
- (2) Who remembers the verse?
- (3) Remind the children about the church occasions for the coming week.

Story Time

Read John 2:1-11

Important Notes:

The servant must explain that when Christ blessed the wine, he did not mean to encourage people to drink wine. At the time, wine was just like juice with regards to its taste and effect on the body.

The Lord Christ obeyed his mother and he performed the miracle although he felt that the time had not yet come for performing miracles.

The servant must use Christ's attitude on every occasion, and must be co-operative in the society in which he lives. We must share with other people in their joys and griefs without fanaticism.

The servant should divide the class into groups and these groups should visit ill people as well as those who are in mourning and pray for them.

Discussion

- 1 - Follow up the story by talking about it with the children.
- 2 - Continue the discussion while the kids do the activity.

Learning Activities

Activity Sheet.

Jesus Heals Blind Bartimaeus

References

Matthew 20:29-35, Mark 10:46-52, Luke 18:35-43

Notes for Servants

- ★ Meditate upon the Universe and the planets, their movement around the sun and treasure God's wisdom and power. Look at the plants and the life it contains, think of all their different colours and smells and thank God for the gift of sight and the many other gifts the Lord has given you.
- ★ The most wonderful gift to us is Christ Himself, the light of the world. We follow Him in everything and we have trust and faith in Him. "For we walk by faith, not by sight." (2 Corinthians 5:7)

Objectives

General: Learn about Christ's ability to heal.

Specific: The children will be able to:

- A. Express their belief in God and His power;
- B. Understand that God has control over everything;
- C. Know that God is able to solve all the problems that occur in our lives.

Bible Verse

“Jesus, thou son of David, Have mercy on me.”

Mark 10:47

Teaching Aids

None.

Introduction

- (1) Review last week's lesson.
- (2) Who remembers the verse?
- (3) Remind the children about the church occasions for the coming week.

Story Time

Read the story from the Bible (See “References”).

Discussion

- 1 - Follow up the story by talking about it with the children.
- 2 - Continue the discussion while they do the activity.

Learning Activities

Activity Sheet.

Jesus heals a Deaf and Mute

References

Mark 7:31-37.

Notes for Servants

- ★ Visit the absentees (who are perhaps ill) who do not attend Church meetings.
- ★ Visit sick friends and those in grief. Pray and comfort them with the word of God.
- ★ When people saw the miraculous deeds of Jesus, they glorified God. Have you thanked God for His grace and the good things that Christ has given you (i.e. the grace of existence and the grace of redemption)?

Objectives

General: Learn about Christ's ability to heal.

Specific: The children will be able to:

- A. Express their belief in God and His power;
- B. Understand that God has control over everything;
- C. Know that whatever God allows to happen, He is able to repair.

Bible Verse

“I am The Lord that healeth thee.”

Exodus 15:26

Teaching Aids

None.

Introduction

- (1) Review last week's lesson.
- (2) Who remembers the verse?
- (3) Remind the children about the church occasions for the coming week.
- (4) Give a brief idea of the meaning of ‘dumb and deaf’.

Story Time

In the days of Jesus, there lived a young boy, who was deaf and dumb. His friends were sad because of his miserable state. They wanted to tell him about Jesus but he could not understand. Once, a few of the boy's friends decided they must do something. They discussed it and in the end, they decided to take him to Jesus.

"Where is Jesus?" The first one asked.

"I heard that he is now on the eastern shore of the Sea of Galilee."

"Jesus has healed a mad man there."

"You are right! I also heard about this miracle."

They all agreed to take their friend to Jesus, but meanwhile, the boy was in deep thought. "What are my friends talking about? O Lord, if only I was able to listen to what they are saying!" The boy's friends smiled to him and began leading him by the hand to Jesus.

The friends reached Jesus in the middle of a large crowd of people who were all gathered around to see and hear this great man. "Please heal our friend and make him well. He is dumb and deaf. We are sure that you will heal him," said one of the friends.

Jesus gave the boy a loving, kind look and smiled to him. The boy looked at the faces of his friends in an attempt to understand the conversation between his friends and Jesus. Jesus took the deaf and mute boy by the hand away from the crowd, put his fingers to the boy's ears and touched his tongue. Then, Jesus looked up to heaven, gave a deep groan and said to the boy, "Ephphatha" which means 'open up'. The boy was able to hear and speak just as the others did.

The boy's heart was filled with joy and he said, "I thank Thee Lord. O Jesus, I thank Thee now for my ears that now hear and for my tongue that can now speak." The people who saw the miracle glorified God saying, "He makes both the deaf to hear and the mute to speak."

Discussion

- 1 - Follow up the story by talking about it with the children.
- 2 - Continue the discussion while they do the activity.

Learning Activities

Activity Sheet.

God Saves Noah From The Flood

References

Genesis 6-9:17

Notes for Servants

- ★ The blessing of obedience is the heritage of glories. Through obedience to our spiritual fathers, we may save a great deal of tears spent in repentance.
- ★ Noah's faith in God caused the salvation of his soul, as well as those of his family.
- ★ Through the prayers of the saints, God saved the world from its evil doings. Therefore, when we are in trouble, we should ask for the intercession of the many wonderful saints in heaven.

Objectives

General: Learn how God was always present with Noah and his family.

Specific: The children will be able to:

- A. Understand why God saved Noah and his family;
- B. Be convinced that through obedience we may save ourselves;
- C. Learn to give thanks unto God every time we are saved.

Bible Verse

“The just shall live by faith.”

Romans 1:17

Teaching Aids

1. A picture of a dove carrying an olive branch.
2. Video.

Introduction

- (1) Review last week's lesson.
- (2) Who remembers the verse?
- (3) Remind the children about the church occasions for the coming week.
- (4) Does God accept wrong doers and sinners?
- (5) How is a wicked man punished? How are saints rewarded in the end?

Story Time

Adam and Eve lived outside the Garden of Eden and the number of people increased. Unfortunately, most people became evil, and did not obey God. After many years, there was only one family that worshipped, obeyed, and loved God. This family included Noah, his wife, and their three sons: Shem, Ham, and Japheth.

God became displeased with the people and said to Noah, "You are a good hearted man and I am pleased with you because you are faithful and sincere. However, everyone except your family has become very evil, so I will destroy them with a flood. I want you to build an ark containing three decks." Noah and his sons worked hard and made the big ship God had commanded Noah to assemble. Many people asked Noah what he was doing and Noah told them that God would destroy the world with a flood if the population did not repent. The people laughed at him and mocked him saying, "That crazy man, Noah, is building an ark in the centre of the town!"

Noah went on with his work until he finally finished 120 years later. Can you imagine how big it was? At last, the day appointed for the flood arrived. God said to Noah, "Go into the ark, you and all your household. Take with you seven pairs of all clean animals, the male and his mate; and a pair of the animals that are not clean, male and his mate; and seven pairs of the birds of the air also, male and female, to keep their kind alive upon the face of all the earth."

Noah asked the Lord, "How can I gather all these animals and birds?"

The Lord said to him, "Stand by the door of the ark and I will send you all the animals and birds." When they all went into the ark, there were eight people: Noah, his wife, their three sons and their wives. Noah warned the people to repent but the people did not care. The Lord then shut the door of the ark so no one could either enter in or go out.

Rain began to fall, all the floodgates of the sky were opened and rain fell upon the earth. There was enough water for the ark to float. People ran to the ark but the Lord had sealed the door shut. People searched in vain for a place to protect them but neither high buildings nor mountains, nor could anything save them. The flood continued for forty days.

Noah sent out a raven after a long period of time, but the raven did not come back. Then he sent out a dove and it returned to him with a fresh olive branch in its beak, as it could not find a place to alight. Noah sent out the dove once more and this time it did not come back. By this, Noah understood that plants had appeared. Soon, the ark came to rest on Mount Ararat.

Discussion

- 1 - Follow up the story by talking about it with the children.
- 2 - Continue the discussion while they do the activity.

Learning Activities

Activity Sheet.

Lesson No. (9)

Tobias and the Angel

References

The Book of Tobit.

Tobias and the Angel, St. Mark Church of Washington, D.C.

Notes for Servants

- ★ God gave gifts the angels desire to see.
- ★ The Lord found His pleasure in mankind, but do we feel this love? Do we feel that our pleasure in Jesus Christ as it is written, "O taste and see that the Lord is good." Psalm 34:8.

Objectives

General: God's love and His care for us.

Specific:

The children will be able to ...

- A. Learn that God sends His angels to help and comfort us.
- B. Know that the angels around us protect and guard us.
- C. Feel safe at all times.

Bible Verse

“For Mine angel shall go before thee.”

Exodus 23:23

Teaching Aids

Wings for child to act like angel.

Introduction

- (1) Review last week's lesson.
- (2) Who remembers the verse?
- (3) Remind the children about the church occasions for the coming week.

Story Time

Tobit was a good man. He love God and obeyed his commandments and he used to give to the poor. Tobit had one child whose name was Tobias, he taught his son to obey God and to pray every day.

One day Tobit lost his eyesight and could not see anything around him, he lost his job and did not have any money to buy food or clothing. Tobit prayed to God to send food and clothing for his family. After the prayer he remembered that one day he had lent some money to a friend who lived in a far away city called "Media." Tobit knelt down praying to God: "O Lord, You know that I can't go because I'm blind. My son Tobias is still too young to travel that far. What am I going to do then? Please God, let me know what to do. Please send someone to accompany Tobias my son on his journey, to guard him against the dangers of the road."

Tobit sat thinking how Tobias could travel all that long way. At that time, there were no cars, no trains and no aeroplanes. People had to travel on animals or go on foot, along roads full of danger. God listened to his prayers and sent him "someone" to be a companion to his son Tobias, and "this person" stood waiting for Tobias outside their house.

Tobit asked his son if he was ready to go and bring the money. Tobias replied, "Yes Dad, I'm ready to do anything you want me to. I love you Dad." Tobias went outside the house, he found a man that has a bright face like an angel. Tobias was very glad when he knew that the man was going his way and the two started off. Tobias liked that man so much because he told him many interesting stories. He gave Tobias information about the villages and towns they were passing by on their way.

When evening came they chanted and praised the Lord. Then, Tobias saw a river from afar, and he ran toward it. He liked water and enjoyed watching the little waves. After a while Tobias saw a very big fish with a large head opening its mouth and making its way toward him. He thought the fish would attack him. Tobias was scared and started to run away but the good companion said, "Don't be scared Tobias. Hold out your hand and catch that fish." Tobias was encouraged and stretched his hand to pull out the fish. How amazing! The fish at once shut its mouth and let Tobias get a hold of it. Tobias looked at his good companion in great astonishment and said, "How did this happen?" Tobias began to realize that his companion was not an ordinary person but an angel from heaven. Tobias was very pleased and they cooked the fish and had a delicious meal. Tobias kept the gall of the fish in a small bag because the angel said, "Take the gall of the fish and keep it. It's going to be of great use." They kept on walking until they reached the city of Media.

They met Agabilos who rejoiced on seeing Tobias. Agabilos was sorry to hear what happened to Tobit and gave Tobias a lot of money before he left him to go back to his father. The journey back home was as interesting as that to Media. The angel told Tobias many stories about saints and about God's love. Tobias liked the angel very much and enjoyed his company. He wished the angel could stay with him forever telling him those nice stories, chanting beautiful songs and played together. The angel said to Tobias, "When we reach home, take the gall of the fish out of your case and rub it well on your father's eyes. His eyesight will soon be restored." Tobias was extremely excited at the thought of his father's healing. He quickened his pace because he wanted to reach his father as soon as possible. At last they reached home and Tobias knocked at the door saying, "This is Tobias. Open the door for me." When his parents heard his voice they opened the door and took Tobias into their arms. Very quickly Tobias took out the gall of the fish and rubbed it into his father's eyes. A few moments passed and Tobit began to see

things around him. He could once more see the beautiful trees, the colourful birds, the moon and stars. They all greatly rejoiced for Tobias had returned home after his long absence, and with him came a lot of silver and his father's eyesight. Everybody glorified God who loves all His children and cares for them in their need and their illness, and wherever they go. Tobit said to the good companion, "You must have your share of this silver which Tobias brought back. You shared my son the trouble of the journey and helped to bring my eyesight to me." The angel said, "I do not need silver or gold. I am Raphael, God's angel. When God heard your prayer Tobit, He sent me to accompany Tobias on his way and to bring back your lost sight. Do not thank me, but glory be to God who sent me." Then the angel rose up and disappeared into the clouds. Tobias lived all his life with that sweet memory of the angel's company. Tobias used to chant those hymns he learned from the angel, and felt that the angel was always beside him, and guarding him at night. God who loves all children sends an angel to every child to be his/her good companion. Yes, right beside you there's an angel sent by our Lord, Jesus Christ, who loves all His children.

Discussion

- 1 - Follow up the story by talking about it with the children.
- 2 - Continue the discussion while they do the activity.

Learning Activities

Activity Sheet.

Abraham Receives The Angels of The Lord

References

Genesis 18:1-16.

Notes for Servants

- ★ Abraham believed in God. He knew the true power of God and his own weakness as a man, so he lived with God and humbled himself before the Lord. Because of this, Abraham deserved to enter the divine fellowship.
- ★ The signs of this fellowship are:
 - a) He deserved to entertain the Lord Himself. You can also entertain the Lord when you help the needy to whom the Lord calls his brothers.
 - b) The Lord revealed Divine secrets to him, "Shall I hide from Abraham that thing which I do." (Genesis 18:17).
 - c) He deserved to take liberty when he spoke with God.
- ★ As for you, you have the liberty of a son in this age of grace. So be frank with the Lord, struggle in your prayers and be faithful to Him.

Objectives

General: God is always with the righteous.

Specific: The children will be able to:

- A. Imagine how God appeared to Abraham;
- B. Be convinced that through faith we may receive God's gifts;
- C. Learn to give thanks unto God for everything he gave us.

Bible Verse

“The just shall live by faith.”

Romans 1:17

Teaching Aids

None.

Introduction

- (1) Review last week's lesson.
- (2) Who remembers the verse?
- (3) Remind the children about the church occasions for the coming week.

Story Time

Abraham was a very righteous man of God, who was very wealthy. The tents he owned and lived in were very big and he had 318 slaves and many servants who worked for him.

On a very hot afternoon, Abraham, who was 100 years old, sat at the door of his tent under a big tree. He looked up and saw three men standing at the entrance of his tent. As soon as he saw them, he ran out to meet the three. Bowing down with his face touching the ground (as that was the sign of honouring and saluting people in those days), he invited them to dinner. He forgot about the fact that he had a great status in society. He only thought of entertaining these three strangers. The three men accepted Abraham's invitation.

1. How many men did Abraham see?
2. Why did he bow before them?

Abraham brought some water for his guests to wash their feet. Then they sat under a tree to rest and waited for dinner. Abraham hurried into the tent to prepare food. He said to Sarah, "Quickly, take a sack of your best flour, and bake some bread." The type of bread which Abraham told Sarah to bake is actually baked on hot stone. In the process, the dough is turned on both faces in order for it to be well cooked. Then, Abraham ran to his herd and picked out a calf, killed it and gave it to a servant who hurried to prepare it. Abraham prepared the food and put the bread, meat, butter and milk before the three guests. They ate their meal and Abraham stood to serve them. This shows how generous and hospitable Abraham was.

While the guests were sitting, one of them said to Abraham, "In nine months, I will come back, and your wife Sarah will have a son and you will call him Isaac." Now Abraham was sure that his guests were angels from heaven and one of them was the Lord.

The three men thanked Abraham as he walked them out of the tent. The Lord walked slowly and said to Abraham, "I will not hide from you what I plan to do. Let me tell you. The sin of Sodom and Gomorrah is very great and I hate wickedness. Therefore I will destroy the two cities."

Abraham was sad and he pleaded with the Lord. "Will you destroy the righteous with the wicked?"

The Lord answered, "If there are fifty innocent people in Sodom, I will spare the whole city for their sake."

Abraham spoke again, "Please forgive my boldness in continuing to speak with you. Perhaps there will be only forty five, sorry, perhaps there will be forty... thirty... twenty..."

The Lord answered, "I shall not destroy the city if I find twenty innocent men."

Abraham said, "Perhaps there are ten."

"If there are ten, I will not destroy the city," replied God.

"Oh! We can't find ten innocent people in the city!" He shook his head and said, "Lord, you are just." Abraham kept silent.

The class should take the time to pray for the salvation of the world. Pray for the families and acquaintances of the students. Pray for church and the country. Pray for our fellow Copts all over the world, that the Lord may bless them and keep them.

Discussion

- 1 - Follow up the story by talking about it with the children.
- 2 - Continue the discussion while the students do the activity.

Learning Activities
Activity Sheet.

Lesson No. (11)

The Angel Saves Lot and His Family

References

Genesis 19:1-29.

Notes for Servants

- ★ Abraham sojourned in the Land of Promise, respecting it, as it belonged to the Lord. Lot, however, did not live by the same standards.
- ★ We cannot say that Lot was sitting at the entrance of Sodom through faith. It is a pity that we do not find his name in the cloud of witnesses mentioned in Hebrews.
- ★ Whenever you want to do something, make sure you do it in faith. What is not of faith is sin and without faith we cannot please God.

Objectives

General: God is constantly with the righteous.

Specific: The children will be able to:

- A. Understand why God saved Lot and his family;
- B. Be convinced that through obedience we may save ourselves;
- C. Learn to give thanks to God every time we are saved.

Bible Verse

"Escape for thy life."

Genesis 19:17

Teaching Aids

1. Felt figure and flannel board.
2. Video.

Introduction

- (1) Review last week's lesson.
- (2) Who remembers the verse?
- (3) Remind the children about the church occasions for the coming week.

Story Time

You know that Abraham was rich. He had many sheep and cows which used to graze together in the green

pastures. One day Lot's (Lot was Abraham's nephew) shepherds quarrelled with Abraham's shepherds because there was not enough pasture land for them. So Abraham and Lot held a meeting.

"Good morning Lot," Abraham greeted his nephew.

"Good morning, Uncle Abraham."

"My son, I heard that quarrels broke out between your men and my men because of green grass and water. I don't see a reason that we should quarrel over something as simple as this."

"My uncle, the men who take care of your sheep attacked my men and gave them a good beating and pushed them away from the green grass and water wells. Because of this, my sheep spent a whole day without food or water."

"My dear son, Lot, my companion in my journeys. I have no son. You are my son. We are one family and we worship God, so why should we quarrel? God does not like people to quarrel. We are sojourners together on this land. Take all the green pasture and all the wells that are full of water and do not be angry."

"Thank you Uncle Abraham for your kindness and love."

"Let the students try acting out the dialogue between Abraham and Lot."

Lot dwelt in Sodom and it was like paradise to him. Sodom contained fertile land, but the people of Sodom were wicked and we know God hates sin. Because of this, (as we learned in the previous lesson), God decided to send two angels to destroy the city of Sodom. The two angels arrived at Sodom during the last sunset Sodom would have.

Lot was sitting by the gate of the city. When he saw the two men, he stood up and ran to meet them. He bowed to the ground before them and said to them, "Sirs, I am here to serve you, please come in and rest in my house. You can wash your feet and stay here for the night." He kept on urging them, and finally they went with Lot to his house. Lot ordered his servants to bake some bread and prepare a fine meal for his guests.

Before the company went to bed, the men of Sodom surrounded the house. They called out to Lot, "Bring your guests out to us!"

Lot refused to bring his guests out in case the people should do harm to them. He went outside and tried to calm the people, but all his efforts were in vain.

The crowd said to him, "Out of our way, or we will treat you worse than your guests!" The mass of people pushed Lot back out of their way and moved up to break down the door. Suddenly, two angels inside the house reached out, pulled Lot back inside, and shut the door. Then they struck all the men outside with blindness, so that they could not find the door. Lot's guests had been angels.

1. Who were Lot's guests?
2. Why did they come to Sodom?
3. Would the Lord save Lot?

The two angels said to Lot, "If you have anyone else here, sons, daughters, sons-in-law, or any other relatives living in the city, take them out of here. You know that Sodom's evil is great, and because of their great sins, they must die. God has sent us to destroy the city with fire. As for you, hurry and get out of this city, you and all your relatives. Go and warn them." Lot went out at midnight. He was broken-hearted. He knocked at a door. A man looked out of a window. "Who is knocking at the door?" He asked.

"I am your father-in-law."

"Yes, what do you want? It is very late and everyone is asleep."

“I have two visitors from heaven. They say that the Lord will destroy the city and they advised me to get out. Come and let us go out together.”

“Ha, what a pity! You are a very simple man, Lot. Sodom is good and full of people. There are no signs indicating that it will be destroyed.”

1. Allow the pupils to act the dialogue.

Lot felt very sad when he was unable to convince his relatives. He went back home and informed the angels of what had occurred.

At dawn, the angels told Lot to hurry and leave the city. They said, "Take your wife and your two daughters and get out so that you may not lose your lives." When Lot hesitated and lingered, the angels took him, his wife and his two daughters by the hand and led them out of Sodom. "Run and escape for your life! Do not look back and do not stop in the valley. Run to the hills so that you won't be killed." The two angels ordered Lot to go to a specific place where he would be safe.

The Lord ordered Lot and his household not to look back. Lot's wife, however, disobeyed God and looked back. As a result, she turned into a pillar of salt.

When Lot had reached the designated place, the angels burned Sodom.

Smoke rose from the city and it was completely destroyed.

This teaches us that if there is a place full of evil, we should not go there. Instead, we should keep away from it and not look back. We must always stay away from sin.

1. Who were saved from Sodom?
2. Who turned into a pillar of salt?
3. How many persons were saved?
4. Repeat the Bible verse, "Escape for thy life".

Discussion

- 1 - Follow up the story by talking about it with the students.
- 2 - Continue the discussion while they do the activity.

Learning Activities

Activity Sheet.

David and Solomon and the Building of the Temple

References

1 Kings 6 - 8.

Notes for Servants

- ★ Read the description and dedication of the temple in 1 Kings 6-8, and you will see it's greatness, splendour and magnificence. Solomon, however, was more concerned with the temple as he believed that:
 - b) The temple was the place which bore the name of the Lord (a symbol of God's presence).
 - b) It was a place where people went, as it was the centre of leadership, fellowship and brotherhood.
 - c) It was the place where banished people found shelter.
- ★ Do we respect the church and value her as the Jews of the Old Testament respected and valued the temple?

Objectives

General: Respect the House of the Lord.

Specific: The children will be able to:

- A. Understand what the church means to God;
- B. Learn how to behave in the church, as it is the house of our Lord;
- C. Donate money to the church so that they may help it in its needs.

Bible Verse

**“I have hallowed this house, which thou hast built,
to put my name there for ever. “**

(1 Kings 9:3)

Teaching Aids

Video.

Instruction

- (1) Review last week's lesson.
- (2) Who remembers the verse?
- (3) Remind the children about the church occasions for the coming week.
- (4) Servant to start a discussion about the buildings in their city or town. What makes the building attractive? Mention some attractive buildings.

Story Time

Today's lesson is about a building that was made in seven years and cost millions of dollars. The man who built it was the greatest king on earth at the time.

Solomon, which means "Peace," ruled for forty years. Solomon, David's son, was a great king and he was very wise and rich.

In Jerusalem, Solomon built the temple, which looked like the Tent of Meetings in its structure and appearance. David had prepared the material for the building of the temple and Solomon started building it in the fourth year of his reign. The building was complete in the eleventh year. It was the pride of Jerusalem and the most beautiful building in the world.

1. How long did it take Solomon to build the Temple?
2. How did the idea of the temple come to Solomon's mind?

Kind David desired to build a temple for the Lord and the Lord was pleased, but God told David, "Your son Solomon will build the temple." So David designed the building and chose its location. He prepared large amounts of gold, silver, copper, iron and cedar wood for the construction of this great place. The materials used would now be worth millions and millions of dollars.

When Solomon began his reign, he ordered his men to collect and gather building materials. It took them three years to gather the materials and in the fourth year, they started building the temple. Solomon employed a great number of workers. The vessels and instruments used in the temple were all covered with gold. It was a very costly project.

The Design of the Temple

The Servant should read (2 Samuel 7:14-17, 1 Kings 5-7)

The people gave their offerings and took part in building the temple. Think of the things people offered, and the work they did in order to help and participate in it's building. 1 Kings gives us a clear picture of the numerous deeds performed by the people- where they came from and who offered gifts and worked. We also recognise the great love of those people for the Temple. All different classes of people volunteered to do the job. The king, the labourer, the skilled worker - all of them worked. This spirit should prevail in our church today. We should try to provide the church with everything she needs.

1. Which king first thought of building the temple?
2. Who built it? Who took part in building it?
3. How did the people offer their gifts?
4. Where was the temple built?
5. How can we express our love for the church? Do we offer gifts (offerings) to the church treasury?

Discussion

- 1 - Follow up the story by talking about it with the children.
- 2 - Continue the discussion while they do the activity.

Learning Activities

Activity Sheet.

The Lord Appears in the Temple

References

1 Kings 9.

Notes for Servants

- ★ Continue reading and meditating upon Solomon's long prayer which he said during the consecration of the temple (1 Kings 8:22-53).

Objectives

General: Respect the house of the Lord.

Specific: The children will be able to:

- A. Understand what the church means to God Himself;
- B. Learn how to behave in the church;
- C. Donate money to the church to help satisfy its needs.

Bible Verse

"That thine eyes may be open toward this house night and day."

(1 Kings 8:29)

Teaching Aids

1. Felt figure and flannel board.
 2. Video.
-

Instruction

- (1) Review last week's lesson.
- (2) Who remembers the verse?
- (3) Remind the children about the church occasions for the coming week.
- (4) The Servant should encourage the pupils to save some money to be offered to the church as a sign of love for the house of God.

Story Time

When King Solomon finished building the Temple, he made a great feast that the world had not seen anything like it. He brought the Ark of the Lord and put it together with all the vessels used in the service in its new place. Those vessels were in the Tent of Meetings. Then Solomon Consecrated the House of God and God was pleased with Solomon for all what he did. The Glory of God came on the Temple in the form of a cloud all the days of the feast. That cloud used to appear over the Tent of Meetings in the wilderness, and it was a proof that the Lord filled the Temple, people felt that the Lord still desired to dwell among his people. The reign of Solomon was a peaceful time.

- + What did Solomon do after he had finished the Temple?
- + What does the word "dedicate" mean?
- + How did the Lord show that He was pleased with Solomon?

When the Ark of the Lord was set in its place in the Temple, Solomon stood before all the people and blessed them in the Name of the Lord and he prayed and said... (The Servant reads part of Solomon's prayer). Sacrifices then were offered on the alter of the Temple. They offered oxen and sheep. The people were in complete joy and happiness for fourteen days. Then Solomon asked the people to leave, each to go to his house. They all went home joyful for that great blessing from God, which God promised David. God appeared to Solomon for the second time and told him that He heard his prayer and if he will follow His commandments by all his heart and He will support him all his life.

- + Who of the kings, thought first of building the temple?
- + Who built it? Who took part in building it?
- + How did the people offer their gifts?
- + Where was the temple built? How can you express your love for the church? + Do you offer your offerings (your gifts) in the church treasury?

Discussion

- 1 - Follow up the story by talking about it with the children.
- 2 - Continue the discussion while they do the activity.

Learning Activities

Activity Sheet.

King Josiah and The Repair of the Temple

References

2 Kings 22:1-24:18.

Notes for Servants

- ★ The house of God is the place where the believers meet each other to worship and praise God.
- ★ The church is where we all gather to learn about the Lord, and his teachings and commandments.
- ★ We must always care about God's house with regards to it's needs for service.

Objectives

General: Respect the House of the Lord.

Specific: The children will be able to:

- A. Understand what the church means to God;
- B. Learn how to behave in the church;
- C. Donate money to the church in order to help participate in it's needs.

Bible Verse

"Thine eyes may be open toward this house night and day."

(1 Kings 8:29)

Teaching Aids

Felt figure and flannel board.

Instruction

- (1) Review last week's lesson.
- (2) Who remembers the verse?
- (3) Remind the children about the church occasions for the coming week.
- (4) The servant should explain that we always keep our homes clean. We fix any thing broken and we try to make our homes look nice and feel comfortable. What about the house of God? Do we keep it clean? Do we try to repair anything damaged? How do we treat the church?

Story Time

Josiah, the king was a young man, who loved God very much and cared for His house. When he became king, the temple was in very bad shape. It was very dirty and some of the walls were damaged. When Josiah saw the temple in such a poor state, he felt very sad.

1. What is the name of the king?
2. What was the state of the Lord's house?
3. How did Josiah feel?

The king consulted the priest about what they should do. The priest said to bring a closed box with a hole in it (an opening) and to put the box beside the door of the temple. During that time, the people would enter in and put their alms in such a box until it was filled with money.

The king and the priest gathered a big sum of money from the people and then the workers and builders came to repair the house of God. They repaired the walls, the doors, and the windows until finally the temple became splendid once more.

1. Are we like Josiah and care for the House of the Lord?
2. Discuss what you can do to make the house of God clean and beautiful.
3. Read the first chapter of the Book of Nehemiah.

What we learn

- 1) Sometimes we find that the Sunday School rooms are not clean. We see pieces of paper strewn around, chairs scattered around. What action should we take when we see this in God's house?
- 2) Mention some of the things that need to be repaired in the church and think of how you can help the children of this age in doing the required work.
- 3) Ask the students if they would be willing to do the following as a group: clean the church, distribute hymn books, vacuum or sweep the floor, close the doors and the lights, etc. Divide the class into groups, and have them take turns performing these duties.

Discussion

- 1 - Follow up the story by talking about it with the children.
- 2 - Continue the discussion while they do the activity.

Learning Activities

Activity Sheet.

Lesson No. (15)

Nehemiah

The Rebuilding of the Walls of Jerusalem

References

The book of Nehemiah.

Notes for Servants

- ★ Does your heart kindle with holy zeal for the state of the church as Nehemiah's did towards Jerusalem?
- ★ We should pray and weep before the Lord for the church's salvation. We should pray to the Lord to clean the church from the corruption and evil that befell her as Nehemiah did for his people. Before we pray for the church in general, let us pray for our relatives. Firstly, let us pray for our household so that all the members of the family may become honest children of God and members of the church.
- ★ It is your duty, if you love Christ, to offer your service with honesty and contribute to the salvation of the people of God who constitute the church.

Objectives

General: Learn to have a fiery zeal for the glory of God and His house.

Specific: The children will be able to:

- A. Understand what the church means to God;
- B. Learn how to behave in the church;
- C. Donate money to the church in order to help participate in it's needs.

Bible Verse

**"Come, and let us build up the wall of Jerusalem,
that we be no more a reproach."**

(Nehemiah 2:17)

Teaching Aids

Felt figure and flannel board.

Instruction

- (1) Review last week's lesson.
- (2) Who remembers the verse?
- (3) Remind the children about the church occasions for the coming week.
- (4) Tell the story of Nehemiah in a lively manner and pay attention to situations where there are strong feelings portrayed. Describe them in detail (i.e. Nehemiah's sadness, weeping, prayer, his fear when the king asked him, "Why is your face sad?", the king's astonishment, Nehemiah's happiness, his persistence, the people's confidence). Indulge yourself in the situation.

Story Time

Nehemiah was a servant in the Court of the King of Persia. He was a pious man who loved God and God's people who were in Jerusalem. He heard that the people in Jerusalem were in a difficult situation because of their enemies. To make matters difficult, the walls of Jerusalem were broken down and could no longer protect the city. When Nehemiah heard this, he became sad and sat down and wept for the holy city, Jerusalem. Then he thought to himself, "My tears for the city will not build her walls. The best thing to do is to pray to the Lord." So Nehemiah prayed to God saying, "O Lord, we are sinners but we return to you. My Lord, listen to my prayers, and grant me mercy in the sight of the king."

Nehemiah waited for a suitable chance to ask the king to allow him to go back to Jerusalem. One day when Nehemiah was serving the king, he felt that the king was watching him.

"Why are you looking so sad, seeing you are not sick?" the king asked Nehemiah.

"How can I help looking sad when the city where my ancestors were buried in is in ruins? Its gates have been destroyed by fire, and its walls need someone to build it." Nehemiah answered.

Nehemiah prayed to God and said to the king, "Let me go to Jerusalem, the city of my ancestors to rebuild it." The king allowed him to travel and gave him letters addressed to the governors of the provinces through which he would pass to help him in his mission. He also gave him a letter to deliver to the keeper of the royal forests. The letter instructed the keeper to give Nehemiah timber needed for building and for the house he would live in.

Nehemiah happily went to Jerusalem. The king sent some army officers and a troop of horsemen with him. After he arrived in the city, Nehemiah rested for three days. One night, while the moon was still shining, he went out to have a look at the walls of Jerusalem. Only rubble and dust remained. It was clear that nothing could protect the city from the enemies.

Nehemiah went and called the elders of the people and said to them, "Come, let us rebuild the wall of Jerusalem." Some enemies stood against him, but Nehemiah's faith was deep and the Lord strengthened his heart. In a short time, all the people decided gathered together to reconstruct the wall. Although people mocked him, the work continued and half the wall was soon built. When the enemies saw this, they decided to fight Nehemiah and his people.

When Nehemiah knew of their plots against him, he ordered his men to carry arms. He divided his men into two groups: The first group carried arms to guard the Israelites and the second group carried their swords and continued building the wall. Some men stood on the wall and others watched the enemies. As the enemies were seen drawing near, some of Nehemiah's men blew trumpets.

When the enemies saw this scene, they knew that their plan was known, and retreated. The men worked for fifty-two days from sunrise to sunset. The Lord blessed them and helped them in answer to Nehemiah's prayer. The wall was built at last. The city was well fortified and its inhabitants were secured and lived in peace.

Discussion

- 1 - Follow up the story by talking about it with the children.
- 2 - Continue the discussion while they do the activity.

Learning Activities

Activity Sheet.

Lesson No. (16)

Ezra the Priest

References

The book of Ezra.

Notes for Servants

- ★ Ezra was a descendant of Aaron. He did not practise his lawful job because of his exile, but he kept the law of the Lord and prepared his heart to seek it and practise it.
- ★ Ezra became a skilful writer of the Law. He did not expect that one day he would be a leader of his people during their second return to Jerusalem. And, you, my dear friend, do not despise yourself being still young, as it is the Lord who works in mankind.

Objectives

General: We should not depend on people, but on God.

Specific: The children will be able to:

- A. Learn that fasting is very effective. Ezra called for fasting although the journey was already long and difficult, and fasting would just make it harder (Ezra 8:23);
- B. Understand the feeling of being crushed with grief and being humble before Lord;
- C. Keep away from evil and confess all our sins [When the people repented, Ezra could gather them (Ezra 10:11)].

Bible Verse

"O Give thanks unto the Lord; for he is good: for his mercy endureth for ever."
(Psalm 136:1)

Teaching Aids

Felt figure and flannel board.

Instruction

- (1) Review last week's lesson.
- (2) Who remembers the verse?
- (3) Remind the children about the church occasions for the coming week.
- (4) Who was Ezra? (a descendant of Aaron.) He could not practise his lawful job because of his exile, but because his heart was filled with extreme love for his God, he refused to keep away from the way of the Lord. He kept the Divine Law and became a skilful writer of it.

Story Time

Ezra was a man of knowledge and wisdom. He tells us about what happened during the reign of Cyrus, the king of Persia.

Cyrus had sent a letter to the people of Babylon saying, "The Lord, the God of Heaven ordered me to build a temple for Him in Jerusalem in Judah. You are to go to Jerusalem and rebuild the temple of the Lord your God."

All the believers were filled with joy and obeyed the king's command. Their pleasure grew greater when they knew that Cyrus had given orders that all the gold and silver vessels taken by Nebuchadnezzar from the Temple of Jerusalem, would be returned.

About 50,000 men of the people of God carried gifts that were made for Jerusalem. They built an altar there and offered their sacrifices twice each day as their custom was before they were exiled. The altar, however, was small so it was necessary for them to build the house of God in Jerusalem. Thus, the men found themselves in Jerusalem after seventy years of exile. They hurried and quickly bought cedar wood from Lebanon, and after setting the foundation of the House of God, each one of them cried with joy because work began. They all sang hymns of praise, giving thanks to the Lord God. The old men wept when they remembered the glory of the first temple and how God's fire used to come down from heaven and burn sacrifices. They remembered the manna and Aaron's staff which they could not bring back. The prophet Haggai came to the builders and told them that the glory of the house they were building would be greater than that of the first one, as the Messiah whom they were waiting for would come to that temple in heavenly glory. These words made the elders rejoice. No one thought of the glory that would come to Jerusalem when the Lord Jesus came to Jerusalem, walked in its streets and taught in the temple.

While they were building the temple, the Samaritans came to Jerusalem and cunningly offered to help the Jews in building the temple. They wanted to stop the great work. The Samaritans had inhabited the land after the exile of Babylon. The Samaritans said, "Let us help you."

A person by the name of Zerubbel, however, knew them well. He refused saying, "No, we will build the temple for the Lord our God as king Cyrus ordered." The Samaritans became very angry and tried to keep the Jews from building the temple. They kept on bothering them until they stopped working to avoid problems. They were delayed sixteen years until the work began again.

During this period, the rich built houses for themselves. Prophet Haggai and the prophet Zachariah came and encouraged people to go on building the temple. The people listened, trusted the Lord, and finally finished the temple in four years. At the same time, the Jews worked on building the walls of Jerusalem.

Discussion

- 1 - Follow up the story by talking about it with the children.
- 2 - Continue the discussion while they do the activity.

Learning Activities

Activity Sheet.

Lesson No. (17)

Review

References

Lesson 2 to 17.

Notes for Servants

- ★ Review your spiritual life, prayers, fasting, spiritual readings, confession, and communion.
- ★ Review your service in relation with preparing the lessons, your relationship with your students and reaching out for them when they do not come to the Sunday School.

Objectives

General: Review and emphasize the main theme for this period. (**God is with His people**)

Specific:

- The children will be able to ...
- A. Review some of the lessons.
 - B. Tell some of the stories.
 - C. Memorize the verses.

Bible Verse

Review memorizing the verses.

Teaching Aids

Prepare all the teaching aids to review as many as possible of the previous lessons.

Lesson

- (1) Name the lesson to review, using the teaching aids as help.
- (2) Ask questions and let the children answer or answer it yourself as part of the review.
- (3) Make sure that children have gained a spiritual growth from the lesson, virtues such as loving one another, and good habits such as staying quiet in church.
- (4) Repeat the same steps with every lesson that you will be able to review based on the available time.
- (5) Remember that we review the spiritual gain for the children more than testing their knowledge.

Learning Activities

Activity Sheet.

Lesson No. (18)

The Joy of Christmas

References:

Matthew 2:1-12.

Notes for Servants

- ★ Why we are joyful and happy in Christmas? It remind us about the Gift of God to all of us.
- ★ God is with us. He came to save us and to free us from sin and give us the freedom of the sons of God.
- ★ We are Joyful because we also remember that He will come again in his glory to take us to be with Him forever.

Objectives

General: Christmas is a time for Joy and Giving.

Specific:

The children will be able to ...

- A. Learn the meaning of giving as God gave us His Son.
- B. Know that our true happiness in making others happy.
- C. Understand that our joy is complete when we remember that Christ who came about 2000 years ago to save us is coming again to take us with Him.

Bible Verse

“Behold, I bring you good tidings of great joy, which shall be to all people.”

(Luke 2:10)

Teaching Aids

1. Felt figure and flannel board.
2. Video.

Instruction

- (1) Review last week's lesson.
- (2) Who remembers the verse?
- (3) Remind the children about the church occasions for the coming week.
- (4) Teacher should prepare the appropriate questions to emphasize the objectives during the lesson.

Story Time

Now that Judaea was part of the Roman Empire Mary and Joseph had to obey the laws of Rome. "Every man and woman who lives in our lands must pay tax," went the proclamation of the Emperor Augustus. When King Herod heard this command, he ordered everyone in his kingdom to return to the place of their birth to be put on the register. Because Joseph belonged to the family of David, he had to leave Nazareth where he lived and worked, and go back to Bethlehem, which lay some 70 miles to the south. Mary had to go too, although her child was expected any day.

He knocked at the door of a house. A woman opened it a crack to look at them. "No room," she said firmly, and shut the door in their faces. They walked on until they came to an inn. Lamps burned in every window and the rooms inside were full of people eating and drinking. Horses, camels and donkeys stood munching their hay in the courtyard. Joseph knocked on the door. The landlord opened it. "No room at the inn!" he called out, and waved them away. As they moved on, the light from the door fell on Mary. "You can sleep in the stable, if you like. The straw there is fresh," the landlord called after her.

So Mary made a bed for herself in the sweet-smelling hay. And there, with the ox and the donkey beside her, she gave birth to her son. She wrapped him up well and laid him in a manger filled with hay. She called him Jesus, which means, "*God Saves*".

In the hills around Bethlehem shepherds were out in the fields, taking care of their flocks during the night. Suddenly an angel appeared to them, and the glory of God shone around them. The shepherds were terrified because there was so much light. "Don't be afraid," the angel said to them. "I have good news for you tonight a Saviour has been born to you in Bethlehem, the city of David. His name is Christ, the Lord."

Then the light increased so that its splendour lit up the fields as if it was day, and the sky was filled with the angels of God. Their voices rose like the wind and swept over the hills and valleys as they sang: "*Glory to God in the highest, and on earth peace, good will towards men!*"

Then the light and the music gradually faded away and the shepherds said to one another: "Come, let's go to Bethlehem and see the holy thing that has happened there!"

They ran down into the town and came to the stable where Mary and Joseph were resting. They saw the baby sleeping in the manger, and kneeled down and worshipped it. Then they went out and told the people of Bethlehem what had happened, and everyone was astonished.

Discussion

- 1 - Follow up the story by talking about it with the children.
- 2 - Continue the discussion while they do the activity.

Learning Activities

Activity Sheet.

Lesson No. (19)

Simon the Elder and the Prophetess Anna

References

Matthew 2:25-41.

Notes for Servants

- ★ The Lord Jesus Christ desired to fulfil Simeon's wish to see Him only, but He gave us to touch Him and to eat His body and drink His blood.
- ★ Jesus was humbly born in a manger to comfort the poor: "Blessed are the poor in spirit, for theirs is the kingdom of heaven".

Objectives

General: To celebrate Christmas.

Specific: The children will be able to ...

- A. Learn that God gives these two prophets time to see Christ birth.
- B. Know that God planed to save the world from the beginning.
- C. Express how Simeon and Anna felt when the saw the baby with His mother.

Bible Verse

**"Behold a virgin shall be with child, and shall bring forth a son,
and they shall call his name Emmanuel."**

Matthew 1:23

Teaching Aids

The children could perform a simple play about the virgin, the Child Jesus and Joseph when they went into the Temple and met Simon the Elder.

Instruction

- (1) Review last week's lesson.
- (2) Who remembers the verse?
- (3) Remind the children about the church occasions for the coming week.
- (4) Teacher should prepare the appropriate questions to emphasize the objectives during the lesson.

Story Time

Simon the prophet, a pious and righteous man lived in Jerusalem. "Please, God," he prayed, "Let me see the Messiah just once. Then I shall be able to die in peace." Simon waited and waited, week after week, year after year, until he became very old. One day, God said to him "Go to the Temple, Simeon, and you will find Him there."

That same day Mary had taken Jesus to the Temple to present Him to God. Jesus was forty days old at the time. According to the Law, the first-born child was offered to the Lord and the child's mother was to offer a thanksgiving sacrifice to God.

As was customary among the Jews, she and Joseph offered a pair of turtle doves in exchange for their first-born son, as a thanksgiving to God. When Simeon saw Mary carrying her child he came towards her. "Blessed be God," he said, and took the baby from her. He held Jesus in his arms and said softly, "Lord, now your servant can die in peace, for his prayer has been heard. My eyes have seen the salvation that come to all men. The light that now shines on earth will bring glory to your people Israel." Then he turned to Mary, who was amazed at his words, and said, as he put the baby back into her arms: "Your child will make many men great and will cause some to fall. But there will be people who will not believe in Him, and your heart will be pierced with sorrow."

There was also a prophetess named Anna, the daughter of Phanuel, of the tribe of Aser. She was very old. She was a widow of about eighty four years, who stayed in the Temple, but served God with fasting and prayers day and night. That day she saw the child and gave thanks to the Lord and spoke about him to all those that looked for redemption in Jerusalem.

When Mary and Joseph had finished making their offering to God, they went back to Bethlehem with the baby Jesus.

Discussion

- 1 - Follow up the story by talking about it with the children.
- 2 - Continue the discussion while they do the activity.

Learning Activities

Activity Sheet.

Baptism

References

- + Matthew 3, John I
- + The Sacrament of Baptism.

Notes for Servants

- ★ “Not by works of righteousness which we have done, but according to his mercy he saved us, by the washing of regeneration, and renewing of the Holy Ghost.” (Titus 3:5)
- ★ “Verily, verily, I say unto thee, Except a man be born of water and of the Spirit, he cannot enter into the kingdom of God.” (John 3:5)

Objectives

General: To celebrate Epiphany.

Specific: The children will be able to ...

- A. Tell what they understand about baptism.
- B. Know that baptism cleanses us from sin and opens the gates of heaven for us.
- C. Explain what will happen to a person who dies without baptism.

Bible Verse

“This is my beloved Son, in whom I am well pleased.”

Matthew 3:17

Teaching Aids

1. Visit the Baptismal Font of the church.
2. A picture of orthodox tradition.

Instruction

- (1) Review last week's lesson.
- (2) Who remembers the verse?
- (3) Remind the children about the church occasions for the coming week.
- (4) Teacher should prepare the appropriate questions to emphasize the objectives during the lesson.

Lesson

Is it necessary for us to be baptised? Who of you attended the baptism of a child? The Holy Spirit came on the water, did you see him? The priest anointed the child with the holy Myron (Chrism), did you see that? Did you see the Spirit come on the child? This is a mystery. We have called it a mystery because we cannot see the Holy Spirit when He sanctifies the heart, but he works.

Baptism and Chrism (Myron)

What do you usually do when your body is not clean? You wash.
After washing, do you put on clean clothes or dirty clothes?

What would happen if I did not take a bath and put on clean clothes?
What would happen if I took a bath and put on dirty clothes?

Baptism means washing the heart and the nature of man. It cleanses us from the sin that Adam and Eve did by disobeying God. In this sacrament, the priest prays on the water and sanctifies it to become holy water and washes our sins.

Jesus told His disciples "Go ye therefore, and teach all nations, baptizing them in the name of the Father, and of the Son, and of the Holy Ghost." (Matthew 28:19)

Baptism is like Noah's Ark which saved good people from the flood. It is also like the crossing of the Red Sea when water surrounded the people and there was a cloud over them.

Through baptism we became members of the body of Christ, and became children of God. Baptism is done once and never repeated. What should I do if I sinned again? God gave us the sacrament of confession to forgive our sins and to keep us clean.

Does the Holy Spirit come on children? Yes, in the sacrament of Chrism (Mayron).

The apostles practised it first by laying hands as we read in the Book of Acts. Then they found a suitable material (i.e. the ointments which were on Christ's body and which were prepared by the women who went to the grave on Sunday morning). These ointments were used by the apostles in anointing the newly baptised persons. **"But you have an anointing from the Holy One"** (I John 2:20)

Discussion

- 1 - Follow up the story by talking about it with the children.
- 2 - Continue the discussion while they do the activity.

Learning Activities

Activity Sheet.

The Offering of Isaac

References

Genesis 22.

Notes for Servants

- ★ Through Adam, all humanity became cursed. Through Abraham, all the peoples of the world were blessed.
- ★ Because of Abraham's obedience, although his wife was barren, a branch came out of him; and from his seed came the Lord Jesus Christ.

Objectives

General: Obedience to God.

Specific: The children will be able to:

- A. Learn that God blessed Isaac for his obedience to his parents.
- B. Understand that loving and obeying God is the basis of our Christian life and belief.
- C. Tell how Abraham received blessings from God.

Bible Verse

"You shall love the Lord your God with all your heart, and with all your soul, and with all your strength and with all your mind."

(Luke 10:27)

Teaching Aids

1. Felt figure and flannel board.
 2. Video.
-

Instruction

- (1) Review last week's lesson.
- (2) Who remembers the verse?
- (3) Remind the children about the church occasions for the coming week.
- (4) Teacher should prepare the appropriate questions to emphasize the objectives during the lesson.

Story Time

Abraham loved his son, Isaac very much.

The Lord tested Abraham by saying: "Abraham, take your only son whom you love and offer him to me as a sacrifice. What did the Lord order Abraham to do? Why?"

Abraham knew that he should love the Lord his God. He called Isaac his son, who went to Abraham quickly, as he was very obedient. Abraham said to him early one morning, "Isaac, carry the wood for the sacrifice and walk with me to the mountain to offer a sacrifice to God." Abraham ordered the servants to cut the wood, put it on his donkey and his son walked with him. The journey was long; it took three days.

On the third day, they reached the mountain. Abraham ordered his servants to wait. He said to them, "Stay here. The boy and I will go over there and worship, then we will come back to you." Abraham made Isaac carry the wood for the sacrifice and he himself carried a knife and coal. As they walked along together, Isaac asked, "I see that we have the coals and the wood, but where is the lamb for the sacrifice?" "God Himself will provide one," was Abraham's reply.

Abraham built an altar and arranged the wood on it. Isaac looked around but the lamb was not there. However, he was sure that God would provide the lamb. Finally Abraham took his son, and began to tie him to the altar on top of the wood. Then he picked up the knife to kill him.

Isaac did not struggle or try to escape. He was sure that the Lord was just and whatever the Lord desired was good. Then, an angel of the Lord called to Abraham from Heaven saying, "Abraham, Abraham."

He answered, "Yes, here I am."

"Do not hurt the boy or do anything to him," the voice said.

"Now I know that you honour and obey God because you have not kept back your only son from me."

Abraham looked around and saw a ram caught in a bush by its horns. Abraham took the ram and offered it as a burnt offering instead of his son. Abraham and Isaac went back happily. Isaac was a symbol of our Lord Jesus Christ who offered himself as a sacrifice on the cross to redeem all people.

Discussion

- 1 - Follow up the story by talking about it with the children.
- 2 - Continue the discussion while they do the activity.

Learning Activities

Activity Sheet.

Lesson No. (22)

Isaac Blesses Jacob

References

Genesis 25:21-28; 27:1-28:22.

Notes for Servants

- ★ You can be blessed like Jacob and you can eliminate Esau's faults when you lift your eyes sincerely and truthfully to the Lord Jesus, with a heart full of faith. Jesus will give you a new, pure nature and the spiritual blessing through the Holy Spirit.
- ★ Do not rush yourself to get a blessing, be patient as the blessing is coming to you so long as you deserve it.

Objectives

General: The importance of God's blessings.

Specific: The children will be able to ...

- A. Understand the meaning of the word blessing.
- B. Identify different types of blessings.
- C. Explain how can we gain God's blessings (especially through obedience).

Bible Verse

"Charity envieth not."

1 Corinthians 13:4

Teaching Aids

1. Felt figure and flannel board.
2. Video.

Introduction

- (1) Review last week's lesson.
- (2) Who remembers the verse?
- (3) Remind the children about the church occasions for the coming week.
- (4) Teacher should prepare the appropriate questions to emphasize the objectives during the lesson.

Story Time

God gave Isaac and Rebekah twin sons whom they named Jacob and Esau. Before they were born, God foretold that the older brother would serve the younger. Esau, the firstborn, had coarse and hairy skin. He liked to go hunting, while Jacob was the quiet type who liked to stay around home. He loved Esau, but Rebekah loved Jacob.

Isaac liked to eat wild animal. When Isaac was old and nearly blind, he said to Esau, "Go out into the open country to hunt some wild animal for me. Prepare me the kind of tasty food I like and bring it to me to eat, so that I may give you my blessing before I die."

Rebekah heard what Isaac said. When Esau left to go hunting she had Jacob kill two goats, and she made a good meal for Isaac-just the way he liked it. She dressed Jacob in Esau's clothes, covered his smooth skin with goatskin, and told him to take the meal to Isaac. Jacob lied to his father, saying he was Esau. After Isaac had eaten, he gave Jacob the blessing he had promised to give Esau. When Esau found out that Jacob had received the blessing, he said he was very angry.

Rebekah called Jacob and told him to go quickly to her brother's home and stay there until Esau stopped being angry. So Jacob said good-bye to his parents and started out alone. When night came, while he was travelling, he put a stone under his head for a pillow and lay down to sleep. Jacob had a wonderful dream. He dreamed that he saw a ladder standing on the ground and reaching up to heaven.

In Jacob's dream, angels were going up and coming down the ladder, and God was at the top. God said, "I the Lord, the God of your father Abraham and the God of Isaac. I will give you and your descendants the land on which you are lying. Your descendants will be like the dust of the earth. All peoples on earth will be blessed through you and your offspring." In these words God gave Jacob the promise of the Saviour. God told Jacob He would stay with him, watching over him wherever he went.

When Jacob awoke, he said, "This is none other than the house of God; this is the gate of heaven." He set up a stone to mark the place and poured oil on it. He called the place Bethel, which means "house of God."

Jacob promised to serve God all his life and to give back to God one tenth of all the things God would give him. Then Jacob continued on his journey, happy to know that God had forgiven his sins and would always be with him.

Discussion

- 1 - Follow up the story by talking about it with the children.
- 2 - Continue the discussion while they do the activity.

Learning Activities

Activity Sheet.

Jacob's Marriage

References

Genesis 28-29.

Notes for Servants

- ★ In times of trouble, do not fall into despair. Instead, be sure that God is near.
- ★ Love makes rough roads smooth. Let us ask the Holy Spirit to pour the love of Christ into our hearts and to teach us to love one another as the Lord loves us.
- ★ During times of trouble do not lose hope, but have faith in God your Saviour that He will protect you from your enemies.

Objectives

General: God is with the righteous and blesses them.

Specific: The children will be able to ...

- A. Learn that God always takes care of His people.
- B. Learn that love forgives all sins; we should forgive others their sins and pray for them.
- C. Understand what kind of blessing we can receive from God.

Bible Verse

**"And, behold I am with thee,
and will keep thee in all places whither thou goest."**

Genesis 28:15

Teaching Aids

1. Felt figure and flannel board.
2. Video.

Instruction

- (1) Review last week's lesson.
- (2) Who remembers the verse?
- (3) Remind the children about the church occasions for the coming week.
- (4) Teacher should prepare the appropriate questions to emphasize the objectives during the lesson.

Story Time

After, Jacob had his dream, he arrived at a well in a place called Haran where his uncle Laban lived. Jacob ended up meeting his cousin Rachel. Jacob looked up and saw Rachel with her father's sheep. He walked up near Rachel, rolled the stone from the well, and watered the flock of Laban his uncle. Jacob told Rachel that he was her cousin, and that he was Rebekah's son. Upon hearing this, Rachel ran and told her father.

When Laban heard the news about Jacob, he ran to meet him. Laban kissed him and brought him to his house. Jacob told him all that had happened. Laban said to him, "Surely you are my bone and my flesh. Stay here with us for a while."

Laban had two daughters: the name of the elder was Leah, and the name of the younger was Rachel. Jacob loved Rachel very much and wanted to marry her. When Jacob told Laban that he wanted to marry Rachel, Laban said, "Serve me seven years and I will give her to you." Due to, Jacob's wisdom and God's blessing, Jacob was very successful during his stay. So, Jacob served Laban for seven years for Rachel. When seven years were up, Jacob said to Laban, "I have served you for seven years. I want my wife."

Laban was not fair, he cheated Jacob. He took Leah his older daughter and brought her to Jacob instead of Rachel (Servant may explain the marriage custom at this time and the bridegroom does not see the bride until after the marriage ceremony). When Jacob found out who he married, he was very angry. "Why did you do this to me?" Jacob asked angrily. "Did not I serve you for Rachel?"

Laban told him, "In our country, we can't give the younger daughter in marriage before the eldest. Serve me seven more years and I will give you Rachel to marry as well." Indeed, Jacob did serve Laban for seven more years and married Rachel.

Discussion

- 1 - Follow up the story by talking about it with the children.
- 2 - Continue the discussion while they do the activity.

Learning Activities

Activity Sheet.

Lesson No. (24)

King Hezekiah is Healed

References

2Kings 20:1-11.

Notes for Servants

- ★ God always hear his children, and answers the prayer of those who loves His Name and obey His words.
- ★ Because of Hezekiah was walking with the Lord all his days and did God's will, God answered his prayer at once and sent Isaiah to comfort him.

Objectives

General: Walking with God.

Specific: The children will be able to:

- A. Learn that God blessed Hezekiah for his obedience to His word.
- B. Understand that the Christian life required us to love and obey the word of God.
- C. Tell how they can receive a blessings from God.

Bible Verse

**“Blessed be the LORD,
because he hath heard the voice of my supplications.”
(Ps 28:6)**

Teaching Aids

1. Felt figure and flannel board.
 2. Video.
-

Instruction

- (1) Review last week's lesson.
- (2) Who remembers the verse?
- (3) Remind the children about the church occasions for the coming week.
- (4) Teacher should prepare the appropriate questions to emphasize the objectives during the lesson.

(5) Teacher explain vers 9-11, the shadow is referring to the sundial, that mean the time will go backward instead of forward. Remember Joshua and the stand still sun.

Story Time

Read 2 Kings 20:1-11.

“20:1 In those days was Hezekiah sick unto death. And the prophet Isaiah the son of Amoz came to him, and said unto him, Thus saith the LORD, Set thine house in order; for thou shalt die, and not live.

2 Then he turned his face to the wall, and prayed unto the LORD, saying,

3 I beseech thee, O LORD, remember now how I have walked before thee in truth and with a perfect heart, and have done that which is good in thy sight. And Hezekiah wept sore.

4 And it came to pass, afore Isaiah was gone out into the middle court, that the word of the LORD came to him, saying,

5 Turn again, and tell Hezekiah the captain of my people, Thus saith the LORD, the God of David thy father, I have heard thy prayer, I have seen thy tears: behold, I will heal thee: on the third day thou shalt go up unto the house of the LORD.

6 And I will add unto thy days fifteen years; and I will deliver thee and this city out of the hand of the king of Assyria; and I will defend this city for mine own sake, and for my servant David's sake.

7 And Isaiah said, Take a lump of figs. And they took and laid it on the boil, and he recovered.

8 And Hezekiah said unto Isaiah, What shall be the sign that the LORD will heal me, and that I shall go up into the house of the LORD the third day?

9 And Isaiah said, This sign shalt thou have of the LORD, that the LORD will do the thing that he hath spoken: shall the shadow go forth ten degrees, or go back ten degrees?

10 And Hezekiah answered, It is a light thing for the shadow to go down ten degrees: nay, but let the shadow return backward ten degrees.

11 And Isaiah the prophet cried unto the LORD: and he brought the shadow ten degrees backward, by which it had gone down in the dial of Ahaz.

Discussion

- 1 - Follow up the story by talking about it with the children.
- 2 - Continue the discussion while they do the activity.

Learning Activities
Activity Sheet.

Lesson No. (25)

Confession

References

See church library for several references.

Notes for Servants

- ★ List all your sins precisely - Pray and remember what you should confess.
- ★ Confess regularly and keep your record with God clean all the time.

Objectives

General: God bless us by His forgiveness.

Specific: The children will be able to:

- A. Understand the meaning of the sacrament of confession;
- B. Learn that confession is very important for our salvation;
- C. Begin confessing their sins if they have not confessed before to be blessed by receiving God's forgiveness.

Bible Verse

**"If we confess our sins,
he is faithful and just to forgive us our sins."
(1 John 1:9)**

Teaching Aids

1. Felt figure and flannel board.
2. Video.

Instruction

- (1) Review last week's lesson.
- (2) Who remembers the verse?
- (3) Remind the children about the church occasions for the coming week.
- (4) Teacher should prepare the appropriate questions to emphasize the objectives during the lesson.

Story Time

What is a sacrament? What is the meaning of an ecclesiastical sacrament? It is a consecrated work through which a believer receives an invisible grace through visible material. A lawful priest utters some holy words which are known, and uses a known material such as water in baptism. We know that we, through Baptism, acquired a new nature, but we live in the world so we make mistakes. How can we clean ourselves from these mistakes? The answer is through new washing and clean clothes.

During the Last Supper on Maundy Thursday, the Lord Jesus Christ poured some water into a vessel and asked his disciples to draw near so that He might wash their feet. Peter said, "No Lord..." Jesus, however, said to him, "If I do not wash your feet, you will no longer be my disciple." Peter replied. "Then wash my hands and head too, Lord." (John 13)

All of us are clean. Whoever has taken a bath (baptism) is completely clean, and does not have to wash himself, except for his feet, to clean himself from the dust of the world (confession). For example, sin. Sin is like puss in a wound. If we do not clean it, it will corrupt the wound and then you have to apply a cleansing material. Thus you have to confess, then receive the Holy Body and Blood of Christ.

What makes confession lawful?

1. Confession should be to a priest. (John 20:23)
2. The believer must examine their conscience and recall their sins that he/she made against the Lord and against his/her neighbours.
3. He should feel how horrible sin is. He should repent and have the intention of not returning to sin through the grace of God.
4. He should come to the priest, bow before him, make the sign of the cross, say the Lord's prayer, and confess his sins precisely without hiding any sin.
5. He must not mention any names in his confession lest he begin confessing for others.
6. He should obey the priest and follow his advice.

Why was the sacrament of repentance and confession set?

Why did the Lord incarnate and become man?

When and how did our Lord lay the foundations of this Sacrament?

What are the conditions that make confession lawful?

Discussion

- 1 - Follow up the story by talking about it with the children.
- 2 - Continue the discussion while they do the activity.

Learning Activities

Activity Sheet.

The Holy Communion

References

John 6.

Notes for Servants

- ★ The holies for the holy. Blessed be the Lord Jesus Christ, the Son of God, the sanctification of the Holy Spirit. Amen.
- ★ Do we really understand the meaning of the host? Are we truly holy to accept the body and the blood of Jesus Christ?
- ★ We should examine ourselves very carefully before approaching the body of Christ, so that we may receive blessing, and not condemnation.

Objectives

General: God give us the blessing of being united with Christ.

Specific: The children will be able to:

- A. Understand the meaning and the requirement of the church sacraments;
- B. Explain how and when the bread and wine is transformed into the body and blood of Jesus Christ;
- C. Realize the blessings in practising the church sacraments.

Bible Verse

**"He who eats My flesh and drinks My blood
abides in Me, and I in him."**

(John 6:56)

Teaching Aids

1. Felt figure and flannel board.
2. Video.

Instruction

- (1) Review last week's lesson.
- (2) Who remembers the verse?
- (3) Remind the children about the church occasions for the coming week.
- (4) Teacher should prepare the appropriate questions to emphasize the objectives during the lesson.

Story Time

1. What does "an ecclesiastical Sacrament" mean? (It is a consecrated work through which a believer receives an invisible grace through visible material.)
2. How many sacraments are there? Mention them.
3. What are the conditions for the fulfilment of the sacrament?
4. What are the conditions of the lawful confession?

The Lord Jesus established the sacrament of communion for us on the night of His passions (on Maundy Thursday) when He held the bread in His pure, spotless and undefiled hands, gave thanks and blessed it, and He broke it and gave it to His saintly Disciples saying: "Take, eat; this is my body." He then took the cup, and gave thanks, and gave it to them, saying: "Drink ye all of it; this is my blood of the New testament, which is shed for you and for many for the remission of sins." (Matthew 26:26-28)

This Sacrament of Holy Communion is necessary for Salvation. The Lord Himself said to us, "Verily, verily, I say unto you, except ye eat the flesh of the Son of man and drink his blood, ye have no life in you." (John 6:53)

Our Lord Jesus Christ teaches us that after the bread and wine are sanctified, they turn into His Body and Blood. When we receive the Holy Communion, we receive the Body and Blood of Christ in the form of bread and wine. That is why a believer should be prepared before he receives communion.

The believer should:

1. Purify his conscience through true repentance and confession to a priest.
2. Start fasting from midnight.
3. Wash his body and put on clean clothes.
4. Pray with faith before and after receiving Communion.

Discussion

- 1 - Follow up the story by talking about it with the children.
- 2 - Continue the discussion while they do the activity.

Learning Activities

Activity Sheet.

Communion

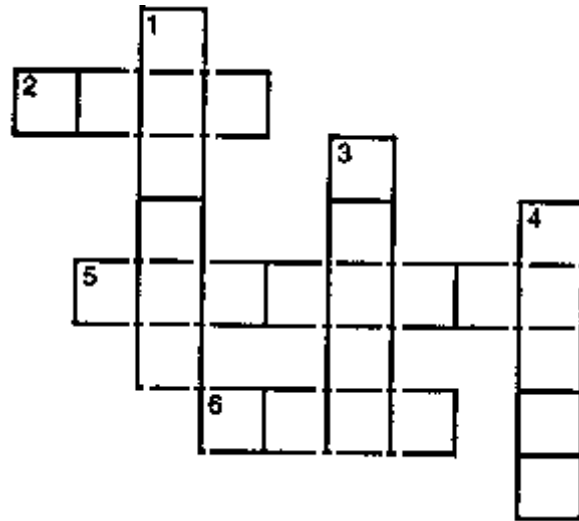
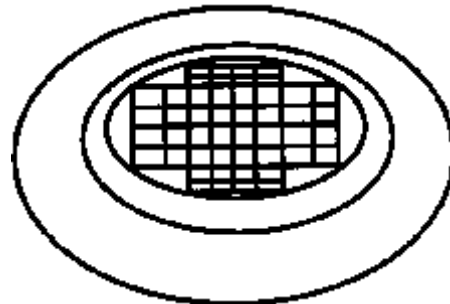
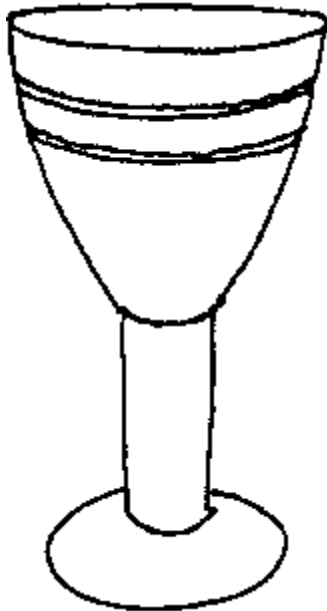
Below are some sentences taken from Matthew 26:17—30. Fill in the blanks to find the answers for the crossword puzzle.

I will keep the (5) _____ at thy house with my disciples. One of you shall (1) _____ me.

Take, eat; this is my (6) _____ .

(4) _____ ye all of it.

For this is my (3) _____ of the new testament, which is (2) _____ for many for the remission of sins.



Lesson No. (27)

Fasting - Esther

References

The book of Esther.

Notes for Servants

- ★ David says, "When the righteous cry for help, the Lord hears, and delivers them out of all their troubles." (Psalms 34:17) Can you apply these words to your spiritual life?
- ★ By fasting and prayers, you strengthen your worship, you gain the support of the Lord in your service and even demons are cast out.

Objectives

General: The Blessings of fasting in our life.

Specific: The children will be able to:

- A. Learn that Esther could not deliver her people except by fasting and prayer.
- B. Know that he who digs a hole for his brother falls into it.
- C. Offer a special fast and pray when they are facing troubles in their life, and when the whole church is in trouble.

Bible Verse

“Sanctify ye a fast, call a solemn assembly.”

(Joel 1:14)

Teaching Aids

A picture of the cross on which Mordecai was going to be hanged on when he was planned to hang Haman.

Instruction

- (1) Review last week's lesson.
- (2) Who remembers the verse?
- (3) Remind the children about the church occasions for the coming week.
- (4) Teacher should prepare the appropriate questions to emphasize the objectives during the lesson.
- (5) Encourage the students to fast the regular fasts as well as Wednesdays and Fridays.

Story Time

Ahasuerus, king of India and Persia wanted to get married. The king then made a search to find some beautiful young virgins to choose one of them to be queen. Mordecai, a good Jew, brought Esther, his cousin to the king who admired her beauty and chose her to be queen.

Meanwhile, two of the palace eunuchs were plotting to assassinate the king. Mordecai found out, and told the queen of the plot. Then Queen told the king. This good deed of Mordecai was written down in the official records of the empire.

Haman was a minister the king had appointed. Previously, the king ordered all his officials in his service to show their respect for Haman by kneeling and bowing to him. Mordecai, however, refused to bow down to Haman, because the Persians considered their royalty to be gods. Thus, by bowing to them, it would be as if Mordecai was worshipping them. This made Haman furious. Mordecai's action led Haman to make the decision to kill all the Jews. Haman also took permission to do that.

A proclamation was soon sent to all rulers, governors and officials. It contained instructions that on a single day, all Jews were to be killed. When Mordecai learned of all that had been done, he tore his clothes in anguish. Then he dressed in sackcloth, covered his head with ashes and wailed loudly and bitterly in repentance. There was loud mourning among the Jews. They fasted, wept and wailed. Mordecai explained the situation to Esther and asked her to go and plead with the king and beg him to have mercy on her people. Esther advised Mordecai and the Jews to fast and pray for her, and not to eat or drink anything for three days and nights. Esther entered the king's room and invited the king and Haman to a banquet she was preparing for him. The king and Haman accepted the invitation. Meanwhile, Haman had gallows built to have Mordecai hanged on it.

Later on that night, the king could not sleep, so he ordered that the official records of the empire be brought so that someone could read them to him. The part read included the account of how Mordecai had uncovered a plot to assassinate the king. When the king was reminded of this, the king ordered Haman to get the royal robes, a horse and the royal crown and provide these honours to Mordecai. So Haman got the robes, the crown and the horse, and he put the robes on Mordecai. Mordecai got on the horse, and Haman led him through the city square announcing to the people as they went, "See how the king rewards a man he wishes to honour."

Esther invited the king and Haman to another banquet. The king said to Esther, "Tell me what you want and you shall have it. I will even give you half the empire." Esther told the king about what Haman wanted to do with her and her people. The king was furious and ordered that Haman would be hanged on the gallows which he had prepared for Mordecai. The king gave his ring with the seal on it to Mordecai who quickly wrote letters and sent them to all towns ordering rulers and governors to protect the Jews and not to destroy them. The Jews observed the fourteenth and fifteenth days of Adar as holidays every year. These were the days on which the Jews had rid themselves of their enemies.

Discussion

- 1 - Follow up the story by talking about it with the children.
- 2 - Continue the discussion while they do the activity.

Learning Activities

Activity Sheet.

Lesson No. (28)

The Blessings of Good Work The Talents

References

Matthew 25:14-30.

Notes for Servants

- ★ Teaching is one of the talents is given by God. Do you use this talent as you should? Do you make sure that you will gain more disciples for Christ?
- ★ Do you do good in your life? Do you look after those who are in need of anything, and fulfil their needs?

Objectives

General: The Blessings of good works in our life.

Specific: The children will be able to:

- A. Learn that God gave us everyone one or more talents that we may use them to help others.
- B. Express their understanding for the meaning of the word talent.
- C. Know that he who uses his talents is blessed in his life and will gain the eternity.

Bible Verse

**“Well done, thou good and faithful servant:
thou hast been faithful over a few things,
I will make thee ruler over many things: enter thou into the joy of thy lord.”**
(Matt 25:21)

Teaching Aids

Prepare your own.

Instruction

- (1) Review last week's lesson.
- (2) Who remembers the verse?
- (3) Remind the children about the church occasions for the coming week.
- (4) Teacher should prepare the appropriate questions to emphasize the objectives during the lesson.

(5) Encourage the students to help their parents in the house work, help their friends in their study... etc.

Story Time

Jesus told us very good parables to use in our lives. The following parable is one of them. These parables explain that God gives us during our lives in the world certain talent or talents and He expected us to use them to benefit others.

The parable is talking about a man going on a trip (represent God) called his household servants (us) together and gave them some money to manage. One servant was given \$5000. He immediately began doing business with it and he made another \$5000. The second servant was given \$2000. He also went right to work the same amount. The last servant received \$1000. He dug a hole in the ground and hid the money for safekeeping!

After a long time, the master returned from his trip and called his servants to account for his money. He complimented and praised the two wise servants who had invested the money and received good returns. But he was very angry with the third servant who had simply hidden his money. He made the lazy servant to give his money to the first servant.

God rewards those who use His gifts wisely, but punishes those who do not.

Discussion

- 1 - Follow up the story by talking about it with the children.
- 2 - Continue the discussion while they do the activity.

Learning Activities

Activity Sheet.

The Talents

References

Matthew 25:14-30.

Notes for Servants

- + You have been entrusted with precious property which are the children you are serving. These young people need your effort, love and prayers. Being a Sunday school teacher is a talent which you will have to account for before Jesus. Examine yourself. Do you care about them, and remember each one of them in your prayers or do you neglect the youth the Lord has given you? Be a good role model for them.
- + Consider the other talents that God has granted you and see how you have handled them (i.e. knowledge, music, giving, etc.)
- ★ Contemplate the case of the dishonest steward who invested what would be taken from him in order to prepare the happy living for himself later. (Luke 16:1-13)

Objectives

General: God is with the righteous.

Specific: The children will be able to:

- A. Understand why God saved Noah and his family;
- B. Be convinced that through obedience we may save ourselves;
- C. Learn to give thanks to God every time they are saved.

Bible Verse

"Well done thou good and faithful servant: thou has been faithful over a few things, I will make thee ruler over many things: enter thou into the joy of thy lord. "

Matthew 25:21

Teaching Aids

None.

Introduction

- (1) Review last week's lesson.
- (2) Who remembers the verse?
- (3) Remind the children about the church occasions for the coming week.

Story Time

What are talents?

Read the parable of the talents found in Matthew 25:14-30, then briefly describe the meaning of the word talent.

Talents are gifts like wisdom, a strong will, music, art, knowledge and giving. The Lord has given everyone many unique talents and there are many we have in common (i.e. reading, writing). What special talents has the Lord given you? (The servant should help the students to describe their talents which God gave each one of them).

We can all pray, and prayer is the most important talent. The reason is that through prayer, the gates of heaven open and through the Holy Spirit, we are able to converse with God, our Father.

1. How many talents did the first servant take? The second? The third?

2. What did the slave who took the five talents do? He worked hard and sincerely. He was honest and he was rewarded when his money increased. The same happened with the second servant who had two talents.

However, the servant who had only one talent dug it in the land and hid it. He was very lazy and did not get to enter into the joy of his master. What do you think of a Sunday School student who takes donation money from their father and spends it on him or herself?

Many people start a small simple business and through honesty, hard work and alms giving, they become successful

1. How many servants were they?

2. How many talents did the first servant take? The second? The third?

3. How many talents did the first servant win? The second? The third?

What should our attitude be towards our talents? We must believe that as servants of our Lord Jesus Christ, we must use our talents for the glory of God. We shall stand before him one day and give an account of what we did. Use your talents wisely so that Jesus might one day congratulate you and allow you to enter in the joy of your Lord.

Discussion

1 - Follow up the story by talking about it with the children.

2 - Continue the discussion while they do the activity.

Learning Activities

Activity Sheet.

Lesson No. (29)

Review

References

Lesson 21 to 29.

Notes for Servants

- ★ Review your spiritual life, prayers, fasting, spiritual readings, confession, and communion.
- ★ Review your service in relation with preparing the lessons, your relationship with your students and reaching out for them when they do not come to the Sunday School.

Objectives

General: Review and emphasize the main theme for this period. (**The Blessing of God**)

Specific:

- The children will be able to ...
 - A. Review some of the lessons.
 - B. Tell some of the stories.
 - C. Memorize the verses.

Bible Verse

Review memorizing the verses.

Teaching Aids

Prepare all the teaching aids to review as many as possible of the previous lessons.

Lesson

- (1) Name the lesson to review, using the teaching aids as help.
- (2) Ask questions and let the children answer or answer it yourself as part of the review.
- (3) Make sure that children have gained a spiritual growth from the lesson, virtues such as loving one another, and good habits such as staying quiet in church.
- (4) Repeat the same steps with every lesson that you will be able to review based on the available time.
- (5) Remember that we review the spiritual gain for the children more than testing their knowledge.

Learning Activities

Activity Sheet.

Lesson No. (30)

St. Mary of Zeitoun

References

Notes for Servants

- ★ May the Mother of Light be always before our sight with her holiness, and light so that we may learn from her the way to heaven and so that she may help us.
- ★ Put a picture of the Mother of Light in your private room ... This in itself reproaches us for our sins as we see her face full of holiness.

Objectives

General: God blessed Egypt by the apparition of the Virgin Mary.

Specific: The children will be able to:

- A. Learn that God honoured St. Mary because of her virtues.
- B. Know that she always intercede on our behalf.
- C. Ask for her intercession in their prayers.

Bible Verse

**“For, behold, from henceforth
all generations shall call me blessed.”**
(Luke 1:48)

Teaching Aids

A picture of St. Mary.

Instruction

- (1) Review last week's lesson.
- (2) Who remembers the verse?
- (3) Remind the children about the church occasions for the coming week.
- (4) Teacher should prepare the appropriate questions to emphasize the objectives during the lesson.

Story Time

The Church of St. Mary of Zeitoun is situated at the intersection of a street and an alley in a suburb north of Cairo. The church displays a central dome and four secondary domes at the four corners of the structure.

On the night between the 2nd and 3rd of April, 1968, the two mechanics who were working in the garage on the same street as the church, were certainly not expecting anything so sensational as an apparition. In fact, nothing could have been further from their thoughts at the moment when, raising their eyes up, they perceived a white form over the central dome of the church. Who was up there? It was certainly a human figure, its hand distinctly placed upon the cross dominating the dome. But seeking nothing other than a human explanation for this unusual sight, the two mechanics thought it was a nun in a white habit, a victim of sudden insanity, who was making ready to commit suicide. Thus the two men ran at once to call the police to ask for aid, and also went to notify the parish priest, an Orthodox. The latter soon realized, before anyone else, that it was a question of nothing less than a heavenly apparition. This memorable night was the beginning of a long series of apparitions, in fact hundreds of them, which would take place before the marvelling gaze of hundreds of thousands of persons coming from the four corners of Egypt, men and women of all ages, all walks of life and every religion, Moslem, Protestant, Orthodox, Catholic.

The fact had become clear, without any possible doubt. The beautiful white Lady was none other than the Blessed Virgin Mary. She was life sized, majestic and kind at the same time. Her clothing was entirely white, manifesting perhaps a light tinge of blue, according to the report of certain persons. All during these hundreds of apparitions, the Most Blessed Virgin remained perfectly silent. Not a word! One might she moved from one side to the other above the church, so that all might have the chance to see her face, and inclined to greet the crowd. She seemed to float in the air. Her feet did not touch the roof of the dome and were completely hidden beneath Her long robe, which enveloped them. Her movement from one place to another did not so much resemble walking as a gliding in the air, which her floating garment made still more graceful.

From one apparition to the next, but during the same night, Mary's appearance would vary somewhat. A white halo surrounded Her head; or again, She wore a crown. Her face was often smiling, but sometimes was grave, or even reproduced the distressed expression of the Virgin of Sorrows. But it was always kind. The apparitions of the Most Blessed Virgin at Cairo were ordinarily announced by mysterious lights in the night; for it was always during the night, between 9:00 PM and 6:00 AM, that the apparitions occurred. The anticipatory signs of the apparition varied. Sometimes there came a luminous globe or luminous bird of an Immaculate whiteness.

Discussion

- 1 - Follow up the story by talking about it with the students.
- 2 - Continue the discussion while they do the activity.

Learning Activities
Activity Sheet.

Judas Betrays Christ - The Arrest of Jesus

Healing the Slave's Ear

References

Luke 22, Matthew 26:47-56, John 18:1-11.

Notes for Servants

- ★ The victory and spread of Christianity came by the believers' peaceful preaching. It did not come by the sword or foolish power, as it is useless to force a person to have a certain belief out of fear of being killed.
- ★ To what extent do you exert an effort to convince people to follow Jesus Christ?

Objectives

General: Emphasising Christ's great love.

Specific: The children will be able to:

- A. Believe in Jesus' power. We must not try using our power, because by doing this, we neglect God's;
- B. Learn that power does not agree with God, the King of peace;
- C. Use God's power through prayer.

Bible Verse

"Not by might nor by power, but by My Spirit, saith the Lord of hosts."

(Zechariah 4:6)

Teaching Aids

Video.

Instruction

- (1) Review last week's lesson.
- (2) Who remembers the verse?
- (3) Remind the children about the church occasions for the coming week.
- (4) Ask the children this question: "How would you feel if one of your friends mistrusted you or caused you any trouble?"
- (5) The Lord Jesus Christ loved both His enemies and friends and the betrayal of Judas could not minimize His love for people. He said to the traitor, "Friend, why have you come?" He did not say to him, "Enemy" or "Traitor" or "Criminal" but he said "Friend". Is there love greater than that?

Story Time

Jesus went to Gethsemane to pray and prepare Himself for crucifixion. He used to go to that place to have rest and to pray.

The disciples were sound asleep. Jesus threw Himself face downwards on the ground and prayed. He knew what would happen to Him. He saw the sins of people which He would carry on the cross after a short period of time. An angel came from heaven to strengthen Jesus.

Later on, Jesus returned to the three disciples and found them asleep. He shook them gently and they got up. He said to them, "Keep watch and pray that you will not fall into temptation."

Jesus left and returned to his disciples twice more and found them asleep.

Suddenly the disciples were afraid, they could not sleep, they heard noise outside the gates of the garden - the noise of a large crowd armed with swords. There were many flambeaus (torches), chief priests, and Roman soldiers coming to take Jesus. Peter, James and John and the other disciples were with Jesus. All the disciples were afraid, but Jesus was not afraid. He could have escaped if He wanted to, but He did not escape. He revealed Himself instead.

The crowd drew near and Judas came to Jesus and said, "Good evening Master," then he kissed Him. Jesus said, "Friend, why have you come?" Judas had actually come to guide the Roman soldiers (who did not know what Jesus looked like) to the place where Jesus was. The disciples knew that Judas brought the soldiers and the crowd to arrest Jesus.

Jesus asked the soldiers, "Who do you want?" "Jesus of Nazareth," was the answer. "I am He," Jesus said. Judas watched as the soldiers went back and fell down to the ground.

Jesus asked them for the second time, "Who do you want?" Again, they answered, "Jesus of Nazareth." Once more He said, "I am He. Let those disciples go home." The soldiers then approached Jesus to arrest him.

Peter could not stay still. He drew his sword and struck a man in the crowd who was close to him. The man cried out and touched his ear. It was Malchus the high priest's slave. Jesus knew why Peter did that, but He was not in need of his help so He looked at Peter and said, "Put your sword back in its place." Peter was astonished as he saw Jesus stretch forth his hand and heal Malchus' ear which Peter had just cut with his sword.

The soldiers tied Jesus' hands behind His back and Jesus did not resist. The soldiers led Him out of the garden. At that time, His disciples left Jesus and fled out of fear for their lives.

Discussion

- 1 - Follow up the story by talking about it with the children.
- 2 - Continue the discussion while they do the activity.

Learning Activities

Activity Sheet.

Peter's Denial

References

Luke 22.

Notes for Servants

- ★ My Lord, you received disgrace and blasphemy, you have been contempt, insulted and slapped on your face. The stubborn people showed injustice to you. They did not know that you are the Saviour of the world. Through my sins I still do the same things to you.
- ★ They fabricated the case. They said that you deserve death. They shouted and cried demanding that you should be crucified. For my sake O Lord they crucified you, I am the bearer of the judgment of death by my own will. (From the annual Fraction's Prayer).

Objectives

General: Hold fast the name of Christ.

Specific: The children will be able to:

- A. tell anyone bravely that they are Christian.
- B. learn that if they deny Jesus, he also will deny them before God.
- C. believe that even when we are weak and sinners, he always forgives us if we come back to him.

Bible Verse

**“Thou shalt love the Lord thy God
with all thy heart, and with all thy soul,
and with all thy strength and with all thy mind.”**

(Luke 10:27)

Teaching Aids

None.

Instruction

- (1) Review last week's lesson.
- (2) Who remembers the verse?
- (3) Remind the children about the church occasions for the coming week.
- (4) Teacher should prepare the appropriate questions to emphasize the objectives during the lesson.

Story Time

The dark night passed and in the early morning, a large crowd gathered before the house of Caiphas, the High Priest. The disciples ran away when Jesus was arrested. Peter was sitting outside in the courtyard of the house of the High Priest. He sat among the servants.

The court took its formal shape. The judges needed witnesses against Jesus. False witnesses were brought. Jesus listened to what they said without uttering a word. The witnesses contradicted one another. (Each one said words that did not agree with the others). The High Priest wanted to reach a resolution. He said to Jesus, "Have you no answer to give against the accusations made against you?" Jesus did not answer.

Again the High Priest spoke to Him. "Are you the Messiah, the Son of God?"

All the people were silent, waiting intently for the answer as it would be decisive. If He said, "I am not the Messiah," they would set Him free, but if He said, "I am the Messiah" they would kill Him.

Jesus answered calmly, "Yes I am the Messiah, the Son of God." The crowd shouted, "He deserves to die!"

Meanwhile, Peter was watching to see how it would all come out. A fire had been lit in the centre of the courtyard and Peter joined those who were sitting round it to warm themselves on that very cold morning. Everyone was talking about Jesus. Peter became rather perplexed and nervous as he listened. The people were mocking his Master and he kept silent.

The servant should read the three stages of Peter's denial from the Bible (Remember to mention that when the cock crowed, Peter remembered the words of the Lord - when the Lord had looked straight into Peter's eyes).

At that moment, Jesus looked straight at Peter and did not utter a word, but he spoke to the heart of Peter, as if he were saying to him, "Whatever happens, Peter, be sure that I love you and I forgive you. You have only to confess that you are weak." The soldiers took Jesus violently outside, but Peter remained outside and wept bitterly.

Discussion

- 1 - Follow up the story by talking about it with the children.
- 2 - Continue the discussion while they do the activity.

Learning Activities

Activity Sheet.

Lesson No. (33)

The Resurrection Gives Us Hope

References

John 21:1-14.

Notes for Servants

- ★ Christ rose at dawn, during the sweetest and quietest hours of the night. The stars of the night were still shining, and dew was falling on the flowers and roses.
- ★ We are pleased because Jesus' body was put into a tomb in a garden, and because He was buried in the Spring season. This to remind us that just as spring follows the cold hard winter, also after the hard troubled life in the world comes a whole new beautiful, joyful life with Christ in His kingdom.
- ★ Jesus, the Son of David, rose from the dead. The Lord's angels were around Him singing happily. Say the psalm: "This is the day which the Lord has made; Let us rejoice and be glad in it." May the joys of the feast of the Resurrection fill your heart.

Objectives

General: To rejoice and be glad in the Easter day.

Specific: The children will be able to:

- A. Explain why should we be happy at Easter;
- B. Tell how the resurrection shows the power of God;
- C. Express their opinion in the life after death.

Bible Verse

"The Lord is risen indeed."

(Luke 24:34)

Teaching Aids

1. Felt figure and flannel board.
2. A picture of Resurrection.

Instruction

- (1) Review last week's lesson.
- (2) Who remembers the verse?
- (3) Remind the children about the church occasions for the coming week.
- (4) Teach the student to use the following greeting during the Holy Fifty: "Ekhristos Anesti ... Alithos Anesti" or "Christ is risen.. Indeed he is risen".
- (5) Teacher should prepare the appropriate questions to emphasize the objectives during the lesson.

Story Time

In all the events of the Resurrection, concentrate on the happiness that filled the hearts of the women and the disciples so that the children may feel happy because of the resurrection of their Saviour and Redeemer. Also, they should be happy because of His power to rise from the dead and cause the earthquake. All these things should be mentioned to make the pupils stand firm in their faith and to emphasize the fact that God Almighty can do anything.

On their way to tell the disciples, Jesus appeared to the faithful women again, and they bowed down in worship to Him. They were very happy for Jesus' Resurrection and hurried to inform the disciples. In the evening, Jesus appeared to His disciples in the upper room, though the doors and windows were shut.

Discussion

- 1 - Follow up the story by talking about it with the children.
- 2 - Continue the discussion while they do the activity.

Learning Activities

Activity Sheet.

Lesson No. (34)

St. George

References

Sinaxarium - Barmudah 23

Notes for Servants

- ★ Do you declare the truth to everyone on every occasion? Do not care for the people's opinion of you, but do the things that please the Lord.
- ★ We must obey God rather than men. Note that there is a cross waiting for you. "If any man would come after Me, let him deny himself and take up his cross daily and follow Me." (Luke 9:23)
- ★ Seek the intercession of Saint George when you are in trouble and the Lord will show mercy to us through his prayers. Amen.

Objectives

General: Be firm and acknowledge Christ.

Specific: The children will be able to:

- A. Confess their faith and witness Christ with full confidence;
- B. Learn that they do not have to be killed to become martyrs, it is enough for them to suffer for His name's sake;
- C. Know that if they deny Jesus before man, He will deny them before His Father.

Bible Verse

" Every tongue should confess that Jesus Christ is Lord. "
(Philippines 2:11)

Teaching Aids

1. Saint George's picture.
2. Video.

Instruction

- (1) Review last week's lesson.
- (2) Who remembers the verse?
- (3) Remind the children about the church occasions for the coming week.
- (4) Note that there may be exaggeration in describing the torture of the saint so when you speak about his torture, be reasonable and do not exaggerate.
- (5) This saint is drawn riding a horse and holding a spear in his hand with which he attacks a dragon

to save a girl from it. This is symbolic, not real. The dragon is a symbol of the worship of idols; the girl is a symbol of Christians whom the saint defended during the time of persecution.

(6) Teacher should prepare the appropriate questions to emphasize the objectives during the lesson.

Story Time

Saint George was born in the city of Cappadocia in 280 A.D. and was brought up in the Christian faith. When he was 20 years old, his mother died. He joined the army during the reign of Diocletian, a pagan king. Saint George was soon promoted and became a leader.

When the king persecuted the Christians, George distributed his property among the needy and set all his slaves free. He met the king to defend the Christians. "Why do you, your majesty, show anger to the Christians who are humble, modest and righteous? Why do you force them to follow a religion, that you yourself doubt? Your idols are not gods, but worthless stone. Jesus Christ is the true God. He is the Lord of glory.

The king became very furious because the words of the great saint. The king said to him, "Are you a Christian?" The saint said, "I am the slave of Christ Jesus and I trust in him. That is why I have come to you: To bear witness to the truth." The king said, "I have promoted you and raised your status. Deny Christ by words only and raise incense to the idol and I will give you a big reward." "I pray to my God to bring you to Him so that you yourself may worship Him and desert worshipping idols. How can I deny my Lord Jesus Christ whom I love?"

The king was furious because of these words and he tortured George severely. He put him inside a machine full of swords to cut his flesh into pieces, so that St. George would change his mind. The saint prayed and begged the Lord to help him. The Lord healed him. Then the king put St. George in hot lime, but the Lord delivered him. The saint kept saying: "How can I deny my Lord Jesus Christ?"

At last the Emperor commanded that St. George be beheaded. He attained the crown of martyrdom. May the prayers and blessings of St. George be with us all. Amen.

Discussion

- 1 - Follow up the story by talking about it with the children.
- 2 - Continue the discussion while they do the activity.

Learning Activities

Activity Sheet.

The Flight Into Egypt

References:

Matthew 2:13-23.

Egypt receives the Virgins - Siliman Nesseem.

Notes for Servants

- ★ Flight is half way to victory so beware of standing in the land of Sodom.
- ★ When you run away from sin (take the child and his mother), the child is the mystery of your power and his mother helps you in your struggle.
- ★ When Christ came to Egypt, the idols fell and were destroyed. May the Lord abide in our hearts to destroy its idols.

Objectives

General: Flee from evil.

Specific:

The children will be able to ...

- A. Know that the devil always tries to do anything to make us sin or to cause trouble for us as he did with Christ Himself.
- B. Give examples from their daily life for kind of trouble they met to cause them to sin.
- C. Learn how to flee away from trouble, as Jesus did, even if they will be called coward.

Bible Verse

“Arise, and take the young child and his mother, and flee into Egypt.”

(Matthew 2:13)

“Blessed Is Egypt My People.”

(Isaiah 19:25)

Teaching Aids

A picture of the Holy Family in Egypt , A picture of the Virgin tree and some places which were sanctified when the Holy Family stayed in them.

Instruction

- (1) Review last week's lesson.
- (2) Who remembers the verse?
- (3) Remind the children about the church occasions for the coming week.

Story Time

The Magi returned by another route. Herod was surrounded by his ministers and leaders in the palace. They were all upset. He was walking to and fro. They asked him, but he did not answer. Days went by. They all felt that the king was confused. One day he realized that the Magi would not come back. He sent his leaders to Bethlehem. "Kill the children who are two years old or under." They asked why, but he refused to answer. They understood. They did not want to do that but he insisted.

1. Why was Herod upset?
2. When did he send soldiers to kill the children?
3. What was the purpose by so doing?
4. Why did he say "two years and under"?

A group of soldiers and officers went there. The city was in great disorder. What happened? The orders were issued. Mothers tried to escape but they could not. The soldiers divided the city. They killed the children. Cries were heard in every house. People cursed the tyrant. People said the Christ had fled. They went back to Herod. (Explain what happened during the meeting and how Herod was disappointed).

1. What did the soldiers do?
2. Was the king pleased? Why?

Our God is a God of peace, He tried to give us a good lesson of peace making. If you feel you have trouble somewhere, stay away from this place. There was trouble in Bethlehem and baby Jesus might get killed, then Joseph, flee to Egypt. There might be some troubles in Judea where the violent King was, then Joseph go to Nazareth.

Joseph did not act as a coward, but indeed as a peaceful man obeying God's orders.

So are you, you should be smart and stay away from troubles and troublesome places....., bad companies...., unsuitable books, magazines, T.V. programs, even thoughts.

Listen to God's words & directions that you may hear through the Bible, the Church, your confession father, & your Sunday School.

1. Why did the Holy Family flee into Egypt?
2. What happened to the idols when Christ entered Egypt?

Discussion

- 1 - Follow up the story by talking about it with the children.
- 2 - Continue the discussion while they do the activity.

Learning Activities

Activity Sheet.

Peter, the Seal of the Martyrs

References

The Precious Gem (Alkhareeda Al Na Reessa), The Story of the Coptic Church

Notes for Servants

- ★ Martyrdom is a daily religious test in which a believer lives even if he has no enemy or anyone to persecute him. Martyrdom is the victory we attain over the devil's resistance to the work of God.
- ★ Martyrdom is love, love for Christ, love for people, love for those who persecute us for the sake of Jesus who gave Himself as a sacrifice for us.
- ★ Do you desire to be a martyr? There are many crosses which you have to carry: going without sleep, fasting, many problems, enduring temptations with happiness, thanks and joy.

Objectives

General: Being firm in faith until death.

Specific: The children will be able to:

- A. Confess their faith and witness Christ with full confidence;
- B. Learn that they do not have to be killed to become martyrs, it is enough for them to suffer for His name's sake;
- C. Know that if they deny Jesus before man, He will deny them before His Father.

Bible Verse

" Every tongue should confess that Jesus Christ is Lord. "

(Philippines 2:11)

Teaching Aids

1. Felt figure and flannel board.
2. Video.

Instruction

- (1) Review last week's lesson.
- (2) Who remembers the verse?
- (3) Remind the children about the church occasions for the coming week.
- (4) Teacher should prepare the appropriate questions to emphasize the objectives during the lesson.

Story Time

Peter's parents were righteous people. Peter's father was a priest and his mother was a pious lady. One day, before Peter's mother had any children, she went to the church to take part in celebrating the

martyrdom of the two apostles, Peter and Paul. She asked, with eyes full of tears, the two apostles to pray to the Lord to give her a child. That same night she had a dream where she saw two old men in white. They said to her, "Do not be sad. The Lord will give you a son. He will be a father to a great people. When you get up, go and tell His Holiness the Pope." The pious woman told her husband when she awoke. He believed, and he said to her, "Go and tell His Holiness the Pope." So she went to the Pope and told him about her dream. The Pope blessed her and said, "The Lord is true and honest and shows His wonders through the saints." In less than a year, she had a son and she called him Peter. The Pope baptised him. When he was 12 years old, he was ordained a deacon. When he was 16 years old, he was ordained a priest. The Lord granted him the grace of performing wonders and miracles.

One day the believers gathered to pray in the church. After the prayer, they went out but at the church gate they saw a man possessed by a demon throwing stones at them. They went back quickly into the church to avoid any harm. They told the Pope. The Pope called Father Peter. Peter brought a vessel filled with water, then he asked the Pope to breathe on the water. He took the water and sprinkled it over the sick man's face and the demon departed at once.

When the Patriarch was on his death bed, the people wept and said, "Will you leave us as orphans?" The Pope smiled and pointed at Father Peter and said, "This will be your father who will care for you after I depart." The prophecy came true and Peter became the Pope, the 17th Successor of St. Mark the apostolic and Evangelist, in 285 A.D. and he became the father of the people of the See of St. Mark. At that time the persecution of Christians was severe. Torture and murder went on every day, every month, every year. About 50, and sometimes 100 Christians were martyred daily. Even the murderers were tired. But the Christians were used to singing hymns of praise as if they were going to a wedding. Pope Peter encouraged Christians, fought heresies, preserving the faith. Later on he was imprisoned, and then led to the place of martyrdom. He asked his persecutors to allow him to visit the church where the head of St. Mark was kept. They allowed him to do so. He knelt and bowed and prayed earnestly and ended his prayer saying, "O Lord, I ask you to put an end to this persecution which befell your people. May the shedding of my blood be the end of this persecution against your articulate flock." A voice from heaven was heard saying, "Amen." When Pope Peter finished his prayer, he delivered himself to the guards. He was brave and firm and his face was shining like face of an angel. When the guards saw his face, they could not kill him. The officer in charge showed them 25 pieces of gold and said, "This sum is for the one who dares to cut off the head of that old man." One of them dared to strike the neck of the Pope with his sword. They left him where he was and went their own way. The believers gathered and wept. They took his body to the church of St. Mark. They dressed him in the holy cloak and seated him on the throne of St. Mark on which he never sat during his life as a kind of modesty. His blood was the last that was shed by Emperor Diocletian. That is why he is called the Seal of the Martyrs. The blessing of his people be with us all, Amen.

Discussion

- 1 - Follow up the story by talking about it with the children.
- 2 - Continue the discussion while they do the activity.

Learning Activities

Activity Sheet.

Lesson No. (37)

Jesus Went to Heaven

References

Acts 1:9-14.

Notes for Servants

- ★ Contemplate Christ ascending to heaven. He will come back again in the same way. Lift up your heart to Him.
- ★ Always lift up your eyes to heaven where you can find your help.
- ★ What no eye has seen, nor ear heard, nor the heart of man conceived, what God has prepared for those who love Him.

Objectives

General: Our love for Christ who rose up to heaven.

Specific:

The children will be able to...

- A. Believe that Jesus is alive.
- B. Know that He is with us all the time even when we do not see Him.
- C. Learn that Jesus wants us to love one another as He loves us.

Bible Verse

"Jesus is risen."

Luke 24:6

Teaching Aids

1. Felt figure and flannel board.
2. A big coloured picture of the Ascension, cotton to represent the clouds, and four wings for two angels.

Instructions

- (1) Review last week's lesson.
- (2) Who remembers the verse?
- (3) Remind the children about the church occasions for the coming week.
- (4) Teacher should prepare the appropriate questions to emphasize the objectives during the lesson.
- (5) Servant may my start by ask the following:
 - + Who rose from the dead?

+ What did He do after the Resurrection?

Story Time

After Christ had risen from among the dead, He appeared to the disciples. He encouraged them during the period of forty days before His ascension. He spoke to them about the Kingdom of God and about the church system. They asked Him: "Lord, what do you want us to do?" He commanded them to stay in Jerusalem.

The disciples were together. Christ blessed them. Suddenly, they saw Jesus rising up. He went up to heaven as you see in this picture. They were looking upwards to Him saying, "Praise the Lord." They saw two angels in white standing. The angels said to them, "Why are you standing there looking up at the sky? This is Jesus, who has gone to heaven, will come back in the same way that you saw Him go up." The apostles went back to Jerusalem. They were happy because of Christ's ascension. They sang a hymn: "He went up to the highest heaven and sent to us the Paraclete".

- * How many days did Jesus Christ appear after the Resurrection?
- * What did He say to His disciples?
- * What did the two angels say to the disciples and apostles?
- * Will Christ come a second time? Let us repeat the verse together.

Note:

Draw the children's attention to the fact that we pray with our faces toward the east because the Lord Christ went up to heaven towards the east and will also come from the east.

Discussion

- 1- Follow up the story by talking about it with the children.
- 1- Continue the discussion while they do the activity.

Learning Activities

Activity Sheet.

Prayer: Maximus and Domadius

References

The precious gem (Al Khareeda Al Na Reessa) Part I
The Fifth Generation Maximus and Domadius - Alexandria, the Garden of the Monks.

Notes for Servants

- ★ Do you feel that you are in need of prayer and that prayer for your soul is like food for your body?
Do you contemplate prayer before reciting?
- ★ Have you tested the power of prayer and its effect in your life and how the Lord answers your prayer? The Scripture says: "Knock and it shall be opened unto you". Try to pray more earnestly.
- ★ Beloved, remember that a successful service is supported by prayers and that without prayers the service would not succeed. Even if you can affect the pupils' thoughts through your words, you cannot move their hearts without prayers. The Scripture says that those who heard Peter's words on the day of Pentecost, were cut to the heart.

Objectives

General: Continuous prayers = prayer all the time.

Specific:

The children will be able to:

- A. Learn about prayer and its power;
- B. Know that if God is our best friend, then he wants to hear from them all the time;
- C. Pray even if they feel tired or sleepy, so that they may defeat the devil.

Bible Verse

"Always ought to pray, and not to faint."

(Luke 18:1)

Teaching Aids

The saints' icon.

Instruction

- (1) Review last week's lesson.
- (2) Who remembers the verse?
- (3) Remind the children about the church occasions for the coming week.
- (4) Teacher should prepare the appropriate questions to emphasize the objectives during the lesson.

Story Time

Maximus and Domadius were two brothers. Their father was King Phalintianus (Lauindius) King of Rome. Phalintianus brought them up well and instructed them in the Christian faith. They used to pray, because the Scripture says: "Always pray". They used to fast all the year round, breaking the fast only on feast days, and they used to celebrate all the Saints' feast days. When Maximus was 17, and Domadius reached 25 years of age, they decided to become monks. The two brothers prayed, saying, "Jesus, we love you and we desire to become monks. Guide us to a holy place. Amen." After they had prayed, they said to their father, "Allow us to visit the monastery." Their father agreed. The two brothers thanked God for answering their prayer. The Lord guided them to a monastery in Syria, to Father Aghabius. They reached the monastery in Syria and met Father Aghabius. They told him, "We want to become monks." The priest said, "The monk's life is difficult. You will not be able to bear it." Maximus and Domadius answered, "May God strengthen us and we are ready to work by our hands and pray and fast." Father Aghabius was glad to hear this and dressed them in the monks' garb. He taught them how to work with their hands and make sails for ships. King Lauindius was worried about his sons because they had been gone for so long. He looked for them everywhere, but in vain. He was very sad.

One day, one of the king's officers was travelling on a ship and he saw that there was a big cross on the sail and the two names Maximus and Domadius were written on the cross. The officer was surprised and said to the sailor, "What are these names?" The sailor said, "These are names of saints that live in our town." The officer said, "What do they look like?" The sailor answered, "The younger has a short beard and the elder has a long beard. The two are dressed in black." "Is this their ship?" asked the officer. "No, it is mine, but I bought the sails from them and when I discovered that they were good-hearted people, I wrote their names on the sail of my ship as a blessing." The officer continued asking questions to know everything about them. When the officer knew where they were, he informed King Lauindius, who together with the Queen and their daughter visited the saints and tried to convene them to go back with them, but the saints refused and preferred the lives of monks to that of princes. Their father was pleased with them and asked them to pray for him and for the palace. They promised to do so and he left his sons in peace.

Father Aghabius advised them to go to Egypt to stay with St. Macarius. Maximus and Domadius stayed with Father Aghabius until he died. After that, they went to St. Macarius. They thought how to weave baskets and give them to the night guard. The two brothers worked very hard and dug themselves a cell. They covered it with palm leaves and made an opening for light to enter. They spread two mats on the ground and made a wooden cross and raised it to the top of the door of their cell. They spent three years in that place, speaking to no one. They left the cell only to go to church. St. Macarius wanted to know how they were doing, so he went there to visit them. They welcomed him and were pleased to see him. Maximus and Domadius bowed to him and kissed his hands and continued their work. When night came, St. Macarius said, "I shall spend the night with you." They spread out a mat for him beside the wall. St. Macarius brought a brick of stone and put his cloak on it and made the sign of the cross, shut his eyes and pretended that he was asleep, but in fact he was praying to God, asking Him to reveal everything about the two saints. The two saints also pretended to sleep, and when they saw that St. Macarius had closed his eyes, they stood up and prayed. They made the sign of the cross and continued praying all the night long. They bowed down and St. Macarius opened his eyes and saw the cell lit up as if it were daytime and

he saw angels around the saints holding swords to drive demons away. The two saints went on praying until the morning. They then lay down and slept. St. Macarius pretended that he was fast asleep, and then he got up rubbing his eyes. The two saints also rubbed their eyes and stood up again to pray.

After they had finished their prayer, St. Macarius said to them: "Remember me in your prayers." They said to him, "The saints' prayers, and your prayers father" and they bowed to him.

A few days later, the elder brother fell ill. The younger brother went to St. Macarius to bring him over. Saint Macarius prayed for him but it was the sickness of death. He died. St. Macarius prayed for him and buried him. After three days the younger brother died and St. Macarius prayed over his body and buried the body. Their pure bodies are buried in an old church sanctuary in the Baramous monastery. There is a cavern in the monastery called the King's Sons' cavern. May the blessing of their prayers be with us. Amen.

Discussion

- 1 - Follow up the story by talking about it with the children.
- 2 - Continue the discussion while they do the activity.

Learning Activities

Activity Sheet.

The Holy Spirit Speaks in Us

References:

Acts 2:1-26.

Notes for Servants

- ★ The Day of Pentecost was a wonderful day in the history of humanity. In it, the Holy Spirit came upon the disciples and opened their eyes; they were filled with a great power from above. They no more workers, but the Spirit of God worked in and through them.
- ★ They were a group of fearful and anxious men before. In the day of the crucifix of Jesus, everyone fled to a different place and when they gathered, it was in secret. Now, here they are speaking in public and facing the multitudes not only bravely but accusing them and putting the responsibility of crucifying Christ on them. The Holy Spirit was working in them and gave them both courage and knowledge.

Objectives

General: The Power of the Holy Spirit.

Specific:

The children will be able to ...

- A. Know that the Holy Spirit is the Spirit of God.
- B. Acknowledge the Power of the Holy Spirit in our life as we receive it in baptism.
- C. Learn some of the fruit of the Holy Spirit (Galatians 5:22-23)

Bible Verse

**"And there appeared unto them cloven tongues like as of fire,
and it sat upon each of them."**

(Acts 2:3)

Teaching Aids

Icon.

Instruction

- (1) Review last week's lesson.
- (2) Who remembers the verse?
- (3) Remind the children about the church occasions for the coming week.
- (4) Teacher should prepare the appropriate questions to emphasize the objectives during the lesson.

Story Time

"But the fruit of the Spirit is love, joy, peace, longsuffering, gentleness, goodness, faith, Meekness, temperance: against such there is no law. And they that are Christ's have crucified the flesh with the affections and lusts. If we live in the Spirit, let us also walk in the Spirit. Let us not be desirous of vain glory, provoking one another, envying one another." Gal 5:22-6:1

The Day of Pentecost approached. It was a big feast for the children of Israel which fell on the fiftieth day after the Passover. It was also the feast of harvest which they celebrated by happy and bright festivals. Jerusalem was full of pilgrims who had come from different countries of the world to participate in the joy of the feast. Amidst all these festivals, there was a small group of men and women gathered in the upper room. They were sharing with each other their memories of Jesus, waiting for the promise and praying.

The Day of Pentecost came, and the small group was in the upper room, suddenly a great thing happened and there came a sound from heaven as of a rushing mighty wind, and it filled all the house where they were sitting. And there appeared unto them tongues as of fire and it sat upon each one of them" (Acts 2:1-4).

Suddenly, a great change happened to the disciples. They felt power within them that pushed them out of the upper room to the people outside to tell them of their faith without fear.

In front of the temple, the pilgrims were gathered enquiring about the cause of the noise they heard. The disciples stood in the midst telling of Jesus and proving to them that He is the Messiah whom their fathers were expecting. "Strange enough each had heard the disciples talking to him in his own language, so that the multitude marvelled and said to each other, What does this mean". But others mocked them saying, "They are full of new wine".

Peter stood in the middle of the group, full of courage and zeal (Acts 2:14-26). Peter who denied Jesus seven weeks ago, and said to the maid, "I know him not", stands now fearless before thousands to declare his faith in Jesus and calls them also to believe in Him. This was the work of the Holy Spirit who gave the courage and the knowledge. He gave the disciples to speak different languages that they had no previous knowledge of.

It was not Peter nor the disciples talking; it was the Holy Spirit who spoke in them. That was why the words were effective. The Bible says; "They were pricked in their heart" (Acts 2:37), and they said, "What shall we do?". Peter answered and said "Repent and be baptized . . . and ye shall receive the gift of the Holy Spirit". They accepted his words with joy and were baptized. About three thousand souls were added that day to the church.

Discussion

- 1 - Follow up the story by talking about it with the children.
- 2 - Continue the discussion while they do the activity.

Learning Activities

Activity Sheet.

Job: An Example of Endurance and Patience

References

The book of Job.

Notes for Servants

- ★ How have you reacted when you were in serious trouble? Would you murmur against the Lord? Would your heart turn away from Him? Or would you submit to Him and endure your suffering?
- ★ While in trouble, do you feel the hand of God always supporting and helping you, so you will be comforted and secured? Or do you feel the opposite and in this case suffer from anxiety?
- ★ Do you feel that the Lord will deliver you from your pains and that His love for you will make your suffering bearable and endurable?

Objectives

General: Learn to be patient and endure.

Specific: The children will be able to:

- A. Know that steadfastness (patience) does not mean weakness or laziness, but it means submission to the Lord's will while we work and struggle;
- B. Learn that like Job, while in trouble, we might be also afflicted by some members of our families or be disturbed by what some friends might say or do;
- C. Accept these temptations as a test from the Lord, and remember that while we are tested He is always there to protect us.

Bible Verse

**"But let patience have her perfect work, that ye may be perfect and entire,
wanting nothing."**

(James 1:4)

Teaching Aids

None.

Instruction

- (1) Review last week's lesson.
- (2) Who remembers the verse?
- (3) Remind the children about the church occasions for the coming week.
- (4) Teacher should prepare the appropriate questions to emphasize the objectives during the lesson.

Story Time

Job was an upright and firm man in the sight of the Lord. He had seven sons and three daughters. He owned seven thousand sheep, three thousand camels, one thousand head of cattle and five hundred donkeys in addition to a large number of servants. Job's sons used to take turns to give a feast, which everyone would attend.

The Lord praised Job for his faithfulness, but Satan knew that Job was faithful to the Lord because he was rich. The Lord allowed Satan to take all of what Job had. The news came to Job that his cattle had been taken away, his servants had been killed, and all his sheep and camels had been killed. News came to him that his house was blown down and his sons and daughters were all killed. Job said, "The Lord gave and the Lord has taken away, blessed be the name of the Lord." In all this, Job did not sin.

The Lord allowed Satan again to hurt Job's body, but not to hurt his life. Satan caused sores to break out all over Job's body from the soles of his feet to the crown of his head. Job sat among ashes. His wife said to him, "Do you still hold fast your integrity? Curse God and die." But he said to her, "You speak as one of the foolish women would speak. Shall we receive good at the hand of God, and not receive evil?"

Job's three friends came to console and comfort him. As they talked, Job's friends began to say false things about God and tell Job that he was being punished for doing evil. Job began to question God. Suddenly, from a mighty storm, the Lord answered Job and spoke to him. The Lord said, "Who are you to question My wisdom with your ignorant, empty words?" Job said, "I am ashamed of all I have said and repent in dust and ashes." Job submitted himself completely to the Lord and acknowledged his sin and weakness.

The Lord said to Job's friends, "Take seven bulls and seven rams to Job and offer them as a sacrifice for yourselves. Job will pray for you and I will answer his prayer and not disgrace you as you deserve. You did not speak the truth about me as he did."

The Lord restored Job to his former condition with even greater prosperity than before. God allowed Job to own 14,000 sheep, 6,000 camels, 3,000 head of cattle and 1,000 donkeys and Job became the father of seven sons and three daughters. He lived 140 years after this, long enough to see the next four generations of his family.

Discussion

- 1 - Follow up the story by talking about it with the children.
- 2 - Continue the discussion while they do the activity.

Learning Activities

Activity Sheet.

Serving Others

The Good Samaritan

References

Luke 10:30-37

Notes for Servants

- ★ The Christian life does not know selfishness, nor self-love. The Christian life is always looking forward to helping others and assisting others in their needs.
- ★ Let us ask ourselves; to what extent did we apply this motto in the past? What were the obstacles that we faced when applying this motto? Are we planning, with the help of God to overcome these obstacles and love all men as the Lord commanded us? Read Ephesians 4:32 and Matthew 25:40.
- ★ In this parable, the wounds could be thought of as spiritual wounds and the wounded man is one who does not come to church. Our service to him lies in guiding him and leading him to God in the church.

Objectives

General: Love all people and help them when they need help.

Specific: The children will be able to:

- A. Learn that Jesus gave us this parable to apply it in our day-to-day lives, not just to talk about it in the church;
- B. Plant the feeling of serving others and becoming part of others' lives;
- C. Help everyone when they are in need - even if they hate us, or have done unkind things to us.

Bible Verse

"Thou shalt love thy neighbour as thyself."

(Mark 12:31)

Teaching Aids

You can teach the parable of the Good Samaritan on a blackboard. Draw four squares: In the first square draw the road between Jerusalem and Jericho. Let Jerusalem appear in the upper corner of the square, and Jericho in the lower corner of the square. Draw some palm trees near both cities. On the road, draw a man walking from Jerusalem to Jericho. In the second square, draw a man falling down on the ground and five robbers running away. In the third square, draw three men. Two of them are keeping away from the hurt man and the third man standing by him. In the fourth square, draw the inn and two dinars (coins). Draw a little stick man.

You may ask some students to act the part of the robbers, the wounded man, the priest, the Levite, and the Samaritan. Ask another pupil to read the story while the others act their parts.

Instruction

- (1) Review last week's lesson.
- (2) Who remembers the verse?
- (3) Remind the children about the church occasions for the coming week.
- (4) Be careful, do not emphasize the attitude of both the priest and the Levite so that the students do not misunderstand it and lose their respect for priests and the clergy.
- (5) Teacher should prepare the appropriate questions to emphasize the objectives during the lesson.

Story Time

Read the story from the Bible.

A man was going down from Jerusalem to Jericho (Jerusalem is 830 metres above the sea level while Jericho is 276 metres below sea level, so a man leaving Jerusalem for Jericho must go downhill). A gang of robbers attacked him, stripped him and beat him, leaving him half-dead on the street.

A priest and a Levite were going down that road, but when they saw the man, they walked passed him, on the other side. In spite of their religious duty, they did not help the man. It was a Samaritan who cared for the wounded man and took him to an inn, although the Jews and the Samaritans were enemies.

The Lord Christ advised us to follow the example of the Good Samaritan. We must help whoever need help, not only the people we love or know but also the strangers even our enemies.

Discussion

- 1 - Follow up the story by talking about it with the children.
- 2 - Continue the discussion while they do the following activity.

Learning Activities

Activity Sheet.

Showing Hospitality to Strangers

Anba Pishoi

References

Sinaxarium - 8th Abib.

Notes for Servants

- ★ The Lord chose Anba Pishoi in spite of his weak, slim body. This shows us that the Lord looks into the heart, not to the appearance of people.
- ★ Do you feel that the cross of the service is heavy and difficult to bear? Remember that He is always beside you, to strengthen you and give you power.

Objectives

General: Show hospitality to strangers.

Specific: The children will be able to:

- A. Welcome any newcomers or visitors to our church;
- B. Show them hospitality and offer them all the help they need during their stay among us;
- C. Understand that showing hospitality to strangers is one of the Bible teachings.

Bible Verse

"Be not forgetful to entertain strangers."

(Hebrews 13:2)

Teaching Aids

None.

Instruction

- (1) Review last week's lesson.
- (2) Who remembers the verse?
- (3) Remind the children about the church occasions for the coming week.
- (4) Give the students a brief idea about the monks and the monastic life as an introduction to the lesson.
- (5) Servant may explain that a demon may enter any Christian body when the person neglects his spiritual life and does not repent or receive communion.
- (6) Teacher should prepare the appropriate questions to emphasize the objectives during the lesson.

Story Time

When he grew up, Anba Pishoi went to the Wilderness of Sheheit, where he was ordained a monk. He practised a strict ascetic life and constantly worshipped the Lord. Two of the monks, who had heard about St. Pishoi's life, visited him and asked him to allow them to stay with him to learn from him and to be supported through Pishoi's prayers so that they might deserve his holy blessings. St. Pishoi received them happily, as he loved all people. The two monks stayed with him for some time as he taught and guided them. Some days later, St. Pishoi desired to be alone to practise his ascetic life. He said to them, "Go to the wilderness of Upper Egypt and observe a solitary life there in the mountain." They obeyed him. Pishoi blessed them before they left for the place he had told them about.

It happened that some robbers entered a cell of one of the brothers and took his possessions. There was an old monk in the monastery who claimed to have a divine power to see hidden things. The abbot (the head of the monks) called this monk and asked him to reveal to them who robbed the brother's cell. The old monk said, "The two monks who came here a few days ago." All the monks believed him and the abbot drove them out, suspecting that they were the robbers. But Anba Pishoi, being inspired by the Spirit, knew that the two brothers were innocent. Anba Pishoi quickly went to the mountain, and there he said to the abbot, "I know these two brothers. They have never been accused of such a thing before." The abbot told him what the old monk had said.

St. Pishoi said, "Please, call the brothers to come here." The abbot did so and the old monk came with them. They bowed before Anba Pishoi and received his blessing. Anba Pishoi asked them, "What evil deed have these two strangers done?" The old monk said, "They stole the possessions of our brother." Anba Pishoi took a deep breath and said to the old monk, "Dear brother, please say, 'The demons have led me astray'" The old monk said, "The demons cannot lead me astray, this is the truth." Anba Pishoi said to him, "Then please say, 'The demons have tempted me'". The old monk forced himself and said, "The demons have tempted me." As soon as he said these words, a demon came out of him in the form of pig opening his mouth to devour him, but St. Pishoi ordered the demon to disappear and indeed the demon obeyed. When all the monks saw what happened, they knew that the Lord was with St. Pishoi, and they thankfully said, "Our holy father, forgive us."

St. Pishoi then said to the abbot, "Go to that place and you will find the stolen items." But he did not tell him who stole the things. He advised the abbot not to tell anyone that he guided him to the place where the stolen things were. The abbot went and found the stolen items and brought it back. All the monks glorified God and His great saint, Anba Pishoi.

Discussion

- 1 - Follow up the story by talking about it with the children.
- 2 - Continue the discussion while they do the activity.

Learning Activities

Activity Sheet.

Lesson No. (43)

Treating others well

Abigail and David

References

1 Samuel 25.

Notes for Servants

- ★ Treat others well, be gentle, and love everyone, like your Lord and Saviour whose heart loved all and considered everyone equal.
- ★ Are you a good example for your students? Do you treat them well even when they behave badly?

Objectives

General: Love others and treat them kindly.

Specific: The children will be able to:

- A. Understand the story;
- B. Learn that a polite, gentle answer solves a lot of problems;
- C. Help others when in need.

Bible Verse

" Thou shalt love thy neighbour as thyself."

(Matthew 22:39)

Teaching Aids

1. Felt figure and flannel board.
2. Video.

Instruction

- (1) Review last week's lesson.
- (2) Who remembers the verse?
- (3) Remind the children about the church occasions for the coming week.
- (4) The servant may ask the following questions: Do you know anything about David? What do you know about him? Who remembers one of David's famous psalms? Who can recite this psalm?
- (5) Teacher should prepare the appropriate questions to emphasize the objectives during the lesson.

Story Time

David was an honest, gentle shepherd. He had six hundred men who accompanied him. David and his men used to protect their neighbour shepherds' sheep and help them, because they obeyed the scripture that says, "Thou shalt love your neighbour as yourself."

There was a man called Nabal who was from the town of Maon. He was a very rich man, the owner of three thousand sheep and one thousand goats. David and his men helped Nabal's shepherds to look after their flocks. The day came for the men to shear the sheep. The custom was that after shearing the sheep, the owner of the sheep would make a party and a big feast. He used to invite all those who helped him in taking care of his sheep to come. Nabal made a big feast (describe it). He should have invited David and his men and given them their wage, but he didn't. Meanwhile, David was in need of money and hoped that Nabal would send him his share.

David sent ten of his men to Nabal to ask him to send him even a small portion of his wage. Nabal grew angry and raised his voice. He mocked David, called him inappropriate names and drove the men away. David was angry and said, "It is our right. Nabal must give us our wage. We have to go to him and take it. Some of us will go to him and the others must stay here." David and some of his men went to him, but he did not want the men to quarrel with one another. One of Nabal's men told Abigail, Nabal's wife, that Nabal mistreated David and his men. Abigail was a wise and intelligent woman who knew how to do good. She prayed and requested the Lord to guide her. Abigail quickly prepared a present. (1 Samuel 25:18) (Read this part to the students). She ordered a servant to go on ahead and meet David. David had reached a group of men coming to him.

"Master David," the servant said, "this is Lady Abigail's present." Then Abigail came and bowed to David saying, "Forgive me, for I did not have the honour to see your men when they came. Nabal is mistaken." David said to her, "You are a blessed woman. Thank you."

Abigail went back happily. She did not tell her husband anything the first day as he was drunk from the big celebration. The next day, after he had sobered up, she told him everything and how she saved him from death. Nabal was sad. He suffered a stroke and was completely paralysed.

Some ten days later, the Lord struck Nabal and he died. As a result, Abigail became a widow.

When David heard of this, he sent a proposal of marriage to Abigail because she was a wise woman. Abigail agreed and was comforted after the death of her husband. She was a good wife to David and helped him a great deal.

Discussion

- 1 - Follow up the story by talking about it with the children.
- 2 - Continue the discussion while they do the activity.

Learning Activities

Activity Sheet.

The Revelation of John & The Heavenly Jerusalem

References

Revelation 21.

Notes for Servants

- ★ Paul the Apostle could not describe heaven. All he said was, "No eye has seen, nor ear heard, nor the heart of man conceived, what God has prepared for those who love Him."

Objectives

General: Encouraging the children to love the Kingdom of Heaven and to follow the example of the Saints, that they may have a place in Heaven.

Specific: The children will be able to:

- A. Imagine Heaven and the Lord Jesus sitting on his throne, and the heavenly creatures and saints surrounding him;
- B. Love to go to Heaven, and enjoy the presence of the Lord forever;
- C. Express what is required to reach Heaven.

Bible Verse

" Praise ye the Lord, Praise God in His sanctuary. "

(Psalm 150:1)

Teaching Aids

- 1. Slides.
 - 2. Video.
-

Instruction

- (1) Review last week's lesson.
- (2) Who remembers the verse?
- (3) Remind the children about the church occasions for the coming week.
- (4) Servant may start the lesson by discussing the following: What is the name of the first martyr in Christianity? What did he see before he was stoned?
- (5) The servant may explain that the Lord Jesus Christ's sitting on the throne has been mentioned so that He may be perceived by our minds, but we know that the Lord fills all and is everywhere, in Heaven, and on Earth. The students should also be told that the perpetual joys of the heavenly creatures and their hymns of praise is the share of the righteous and the holy.
- (6) Teacher should prepare the appropriate questions to emphasize the objectives during the lesson.

Story Time

Peter was one of Christ's disciples. He preached about the Lord Christ openly in public and his shadow healed patients. Paul the apostle was not one of the twelve disciples. The Lord chose him to preach His name before kings and the kingdoms of the world who were pagans at that time. Many people received the faith and believed through Paul. St. Paul and St. Peter established many churches in the world but most of their work was done in Rome. The Emperor of Rome sentenced Peter and Paul to death. Peter's request to be crucified with his head down was granted, and Paul was beheaded by the sword. They attained the crown of glory and went to the bosom of the saints.

Years went by and all the apostles died except John. The Roman Emperor arrested him and ordered that John should spend the rest of his life alone far away from his friends and acquaintances on the island of Patmos. The Lord did not leave John alone, but He appeared to him and revealed to him what was about to happen to the church and the world in the future. John wrote, inspired by the Holy Spirit, all that he saw in a book called Revelation. It is the last book in the Holy Bible.

The Lord showed John the Holy City, The New Jerusalem: Heaven. John saw a beautifully coloured door and two angels guarding it. The ground of Paradise was green and covered with bright colours. He saw the angels dressed in white and the sky was shining. He saw the place where Christ dwells and two rows of angels bowing in worship and shouting with praise saying "Holy, Holy, Holy..." He saw a magnificent throne made of gold on which Christ sat with very bright light surrounding Him. Twenty-four priests stood around Jesus. All the people there bowed and worshipped the Lord saying, "Holy, Holy, Holy". Angels surrounded the Lord singing praises.

John longed to enjoy what he saw. He longed to see the Lord coming again. He said, "Come, O Lord Jesus". "I'll come soon," the Lord answered. John replied, "Amen. Even so, come Lord Jesus."

As for you, are you longing for His second coming? Lead a good Christian life to show that you are really waiting for the second coming of our Lord from Heaven.

Discussion

- 1 - Follow up the story by talking about it with the children.
- 2 - Continue the discussion while they do the activity.

Learning Activities

Activity Sheet.

Lesson No. (45)

Guard Yourself From All Kinds of Greed

Anba Arsanius and the Beans

References

- + I Corinthians 5:10, 6:10. 2 Corinthians 7:2, Ephesians 5:5.
- + The Garden of Monks
- + Coptic Orthodox Book of Saints, St. George & St. Joseph Church, Montreal.

Notes for Servants

- ★ Beloved servant, are you satisfied, in your heart, with what God gave you? Are you satisfied with your appearance, your family, your education, your financial status, etc.? Or do you always complain that you want much more?
- ★ Always remember that you cannot deliver a message which you do not apply in your own life.

Objectives

General: Curing greed: finding satisfaction and contentment.

Specific: The children will be able to:

- A. Understand the meaning of satisfaction;
- B. Apply the feeling of satisfaction to their lives by appreciating what God gave them, and not looking at what other people have;
- C. Consider other people when they eat at home or anywhere else, so they do not choose the best for themselves, or try to take more than anyone else.

Bible Verse

" Take heed, and beware of covetousness. "

(Luke 12:15)

Teaching Aids

None.

Instruction

- (1) Review last week's lesson.
- (2) Who remembers the verse?
- (3) Remind the children about the church occasions for the coming week.
- (4) Begin by asking the following questions: Mention some of the Lord's gifts to you. Where do our food and clothes come from? Do you thank God for all that He gives you? How do you look

when you are at the table having non-fasting food while the others are fasting?

(5) Teacher should prepare the appropriate questions to emphasize the objectives during the lesson.

Story Time

Anba Arsanius was brought up in the court of the king so he was used to luxury. He trained himself to live the true monastic life little by little. He was not in need of a direct way to learn, but he learned through observing what he saw around him and many times, a small gesture was enough to teach him a big lesson.

One day Anba Arsanius was eating boiled beans with his brothers, the monks at the monastery. The custom in the monastery was not to purify the beans but St. Arsanius used to select the white beans to eat. The abbot was not pleased with what Anba Arsanius did, as this might change the system followed in the monastery. The abbot said to one of the brothers, "Endure what I shall do to you for the sake of the Lord." The brother answered "All right, father." The abbot said, "Sit beside Arsanius and select the white beans and eat them."

When the time came to eat, the brother did as the abbot had told him. At once, the abbot gave him a strong slap on his face saying, "How do you select the white beans for yourself and leave the black ones for your brothers?" St. Arsanius stood up, then bowed to the abbot and to the brother and said, "This slap was not for you but for me. Arsanius, the servant of the king's sons does not know how to eat beans with the monks of Egypt."

Discussion

- 1 - Follow up the story by talking about it with the children.
- 2 - Continue the discussion while they do the activity.

Learning Activities

Activity Sheet.

Lesson No. (46)

Forgiveness

St. Stephen

References

Acts 6-7.

Notes for Servants

- ★ Turn your toil and sacrifice for the Lord into earnest prayer and honesty in your work. You can be assured that the Lord is with you. Stephen saw the glory of God when he was on earth.
- ★ St. Stephen was a deacon. If you are a deacon of the church, practise teaching, perform your service with honesty, go on worshipping and contemplating and be a good example for everyone.

Objectives

General: Honour saints and praise their firmness of faith.

Specific: The children will be able to:

- A. Express the spirit of love and forgiveness that Stephen showed towards those who stoned him;
- B. Confess their belief and witness Christ before non-Christians;
- C. Answer others when they ask them about their religion;
- D. Know that the only way to answer when others ask them about their religion, is to know the Bible very well, as Stephen did.

Bible Verse

**"For whether we live, we live unto the Lord; and whether we die,
we die unto the Lord."**

(Romans 14:8)

Teaching Aids

None.

Instruction

- (1) Review last week's lesson.
- (2) Who remembers the verse?
- (3) Remind the children about the church occasions for the coming week.
- (4) Teacher should prepare the appropriate questions to emphasize the objectives during the

lesson.

Story Time

The Christian faith was spread by the apostles whom Christ sent. The Christians lived in close fellowship with everyone and shared their belongings with one another. The time came when they needed men to devote themselves to the service of widows, orphans and the poor. They chose seven deacons, known to be full of the Holy Spirit and wisdom. Stephen was among them. He served the poor and the needy and distributed gifts and money to them. He also preached in the church and converted many to Christianity.

One day, a large crowd of Jews gathered and discussed religious matters with Stephen. He answered them quoting texts from the Scriptures. He explained that Christ was the only Saviour through whom we can enter the kingdom of Heaven. Of course, being Jews, Stephen's words did not appeal to them so they took him to the synagogue to persecute him.

The Jews were angry with Stephen because he told the truth. They wanted to kill him, so they accused him of blaspheming against God and Moses. They grabbed Stephen, dragged him in the streets and when they were out of the city, the men stopped, stripped him of his clothes, and stoned him. The witnesses left their cloaks in charge of a young man named Saul, who approved of the murder. The Jews picked up big stones and rocks and threw them at Stephen's head, legs, back, chest and arms. His body was broken. He fell to the ground. The Lord strengthened him. He knelt down and prayed lifting his eyes up to Heaven. The Heavens opened and Stephen saw Jesus surrounded by angels in great glory, and a host of angels dressed in white and shining with bright light.

The people stood in great surprise because Stephen was happy in spite of the stones thrown at his body. They asked one another why Stephen looked towards Heaven. What was it that he saw? They continued to throw stones at his head. The stones were thrown at him but Stephen was happy. He said, "Behold, I see the heavens opened, and the Son of Man standing at the right hand of God." The Jews threw the stones at his mouth to prevent him from speaking.

Stephen said, "Lord, do not hold this sin against them." Stephen's face shone as the face of an angel, then he died.

Discussion

- 1 - Follow up the story by talking about it with the children.
- 2 - Continue the discussion while they do the activity.

Learning Activities

Activity Sheet.

Lesson No. (47)

Prayer-Ask, Seek & Knock

References

Notes for Servants

★
★

Objectives

General: God answers our prayer as he see it fit.

Specific: The children will be able to:

- A. Know that prayer is our communication with God.
- B. Say the elements of prayer.
- C. Understand the meaning of acceptable prayer.
- D. God answers prayers according to His will and in His own time.

Bible Verse

“Ask, and it shall be given you; seek, and ye shall find; knock,
and it shall be opened unto you.”
(Matthew 7:7)

Teaching Aids

None.

Instruction

- (1) Review last week's lesson.
- (2) Who remembers the verse?
- (3) Remind the children about the church occasions for the coming week.
- (4) Teacher should prepare the appropriate questions to emphasize the objectives during the lesson.

Story Time

Discussion

- 1 - Follow up the story by talking about it with the children.
- 2 - Continue the discussion while they do the activity.

Learning Activities

Activity Sheet.

Lesson No. (48)

Repentance - Moses the Black

References

The Precious Gem (El-Khareeda Al Nafeessa)

Notes for Servants

- ★ Contemplate the action of repentance and it's effect. It changed the nature of a slave who was an unbeliever, adulterer and apostate and turned him into a holy man, a servant and a priest who laid rules for monks and became a great saint. His body is buried in El-Baramos Monastery.

Objectives

Specific: The children will be able to:

- A. Understand the meaning of repentance;
- B. Learn that God accepts everybody if they repent;
- C. Pray for their friends if they do bad things.

Bible Verse

"Return unto me, and I will return unto you."

(Malachi 3:7)

Teaching Aids

Picture of St. Moses the Black.

Instruction

- (1) Review last week's lesson.
- (2) Who remembers the verse?
- (3) Remind the children about the church occasions for the coming week.
- (4) Teacher should prepare the appropriate questions to emphasize the objectives during the lesson.

Story Time

Saint Moses the Black was a man whose reputation was very bad but then became a great saint whose name is now mentioned in the liturgy. Moses was a tall, strong, very dark Ethiopian, and a well-known murderer and thief. He used to beat men, call them bad names. He would eat a whole lamb for each meal and drink a barrel of wine. He was a slave but his master dismissed him because of his bad conduct. After Moses left his master, he gathered a band of about seventy men of robbers and they became a kind of gang. Moses used to worship the sun and used to say to it, "If you are God tell me, and God whom I do not know, let me know you."

The Lord heard his prayer. A voice from heaven said to him, "The monks in the wilderness will tell you about Me." Moses took his sword and quickly went into the wilderness. Father Isidore was there and when he saw Moses, he became very afraid as he had heard of Moses and his gang. He made the sign of the cross. Moses greeted him and said, "I want you to tell me who God is." The priest was surprised. He laid the cross on Moses' head and said, "What made you come here?" Moses told him everything that happened.

Father Isidore rested his head on his staff and prayed for Moses. When he raised his eyes, he found Moses weeping. Isidore knew that those were tears of repentance. He rejoiced and said, "Why do you weep?" Moses answered, "Because of my sins and wicked deeds. I want the Lord to accept me." The priest said to him, "If your repentance is true, the Lord will accept you, as the Lord says, 'Return to me and I will return to you.'" Moses bowed to the ground before the priest and confessed his sins aloud while weeping bitterly. Abba Isidore suddenly saw a plank in the sky full of black writing (the sins of Moses) and the angel of the Lord kept erasing the plank as Moses confessed until it became white and clean. The priest sent him to Abba Macarius after praying for him. Abba Macarius was very pleased with the new repentant. He taught him, guided him, baptised him and Moses became a Christian. Abba Macarius then sent Moses back to Father Isidore and dressed him in the monk's garb (clothes). (Describe the clothing) He advised him to stay in the wilderness to struggle, pray, worship and read the Bible.

Moses the Black quickly progressed in grace until he became a saint and he had disciples of his own whom he guided. He was murdered by barbarians who came and attacked the monastery. When Moses' disciples saw them coming they began to run and urged their leader to flee as well. St. Moses the Ethiopian refused saying that he must stay because the Bible says, "He who kills by the sword, shall die by the sword." The church celebrates his martyrdom on 24th of Baunah. His body is buried in El-Baramus monastery, may the blessings and prayers be with us, Amen.

Discussion

- 1 - Follow up the story by talking about it with the children.
- 2 - Continue the discussion while they do the activity.

Learning Activities

Activity Sheet.

Lesson No. (49)

Self-Control

References

Notes for Servants

★
★

Objectives

General: We should learn to control our selves.

Specific: The children will be able to:

- A.
- B.
- C.
- D.

Bible Verse

Teaching Aids

None.

Instruction

- (1) Review last week's lesson.
- (2) Who remembers the verse?
- (3) Remind the children about the church occasions for the coming week.
- (4) Teacher should prepare the appropriate questions to emphasize the objectives during the lesson.

Story Time

Discussion

- 1 - Follow up the story by talking about it with the children.
- 2 - Continue the discussion while they do the activity.

Learning Activities

Activity Sheet.

Lesson No. (50)

St. John Chrysostom

References

The Precious Gem (Al Khareeda Al Nafeessa) Part I, p.265.

Notes for Servants

- * When we read about one of the saints, it is not enough that we glorify them. We should learn from their lives as Saint John did.
- * John Chrysostom learned from John the Baptist to fight for the truth even before the rulers without fear for their lives. Can you do that yourself? Can you teach your children to follow that teaching?

Objectives

General: Showing courage in announcing the truth.

Specific: The children will be able to:

- A. Confess their faith and witness Christ with full confidence;
- B. Learn that they do not have to be killed to become martyrs, it is enough for them to suffer for His name;
- C. Know that if they deny Jesus before man, He will deny them before His Father.

Bible Verse

" All that will live godly in Christ Jesus shall suffer persecution. "
(2 Timothy 3:12)

Teaching Aids

Servant to prepare their own.

Instruction

- (1) Review last week's lesson.
- (2) Who remembers the verse?
- (3) Remind the children about the church occasions for the coming week.

Story Time

John Chrysostom was not an Egyptian, but he was a foreign scholar whom the church all over the world loved and valued. He was born in Antioch and was brought up in the Christian faith. He was famous for his virtue, piety, righteousness, courage and boldness in telling the truth. The saints called him the Second John the Baptist.

John was ordained deacon, and soon he was chosen to be the Patriarch of Constantinople.

1. Where was St. John born? Who brought him up?
2. Why was he called the Baptist?
3. Where was he ordained a Patriarch?

We know that the children of God who are honest and sincere always meet with temptations and persecution as the Scripture said. The devil tries his hardest to always fights these people by any means and John Chrysostom was no exception.

Empress Indoxia was furious with John because he reproached her for her recklessness by saying that her actions that were not appropriate.

Empress Indoxia passed by a field belonging to a widow, and liked it. She then took the field from the widow (by force) and kept it for herself. The widow complained to John Chrysostom and requested him to restore her field back to her from the Empress. The saint wrote to the Empress, but she did not answer him. He sent some people to request her to give the field back to the widow, but she refused. John intended to punish her by using the authority of the church. So when she came to the church on the Feast of the Cross to attend the Holy Mass, he stood by the door and did not allow her to enter the church. One of her guards drew out his sword to kill him, but the guard suddenly found his hand to be paralysed. The Empress returned to her palace.

This saint suffered from many persecutions that caused his death. John was eloquent and fluent in preaching. That is why he was called Chrysostom or Golden Tongue. He wrote many beautiful writings such as essays, sermons, interpretations of the Bible and several letters. The blessing of this saint be with us all, Amen.

1. Why was he given the title "Chrysostom"?
2. Why was the queen angry with him?
3. How did the Pope punish her?
4. What are the works of this saint?

Discussion

- 1 - Follow up the story by talking about it with the children.
- 2 - Continue the discussion while they do the activity.

Learning Activities

Activity Sheet.

Lesson No. (51)

Review

References

Lesson 40, 41, 42, 43, 45, 46, and 47.

Notes for Servants

- ★ Review your spiritual life, prayers, fasting, spiritual readings, confession, and communion.
- ★ Review your service in relation with preparing the lessons, your relationship with your students and reaching out for them when they do not come to the Sunday School.

Objectives

General: Review and emphasize the main theme for this period.

Specific:

- The children will be able to ...
 - A. Review some of the lessons.
 - B. Tell some of the stories.
 - C. Memorize the verses.

Bible Verse

Review memorizing the verses.

Teaching Aids

Prepare all the teaching aids to review as many as possible of the previous lessons.

Lesson

- (1) Name the lesson to review, using the teaching aids as help.
- (2) Ask questions and let the children answer or answer it yourself as part of the review.
- (3) Make sure that children have gained a spiritual growth from the lesson, virtue such as loving one another, and good habits such as staying quiet in church.
- (4) Repeat the same steps with every lesson that you will be able to review based on the available time.
- (5) Remember that we review the spiritual gain for the children more than testing their knowledge.

Learning Activities

Activity Sheet.

St. Mary's Coptic Orthodox Church
Sunday School Program 1721 A.M. (2004/2005)
Saint Maurice's Class (Grade 7)

(Tout 25, Oct. 5)

Kamilia Rizkalla, Chris Hale
 Shereen Francis

LESSON DATE	LSN No.	TEACHING AID	SUBJECT	OCCASION FEAST	DATE	F
----------------	------------	-----------------	---------	-------------------	------	---

1st Period

12-Sep-04	1		Nairouz - St. Maurice	Nairouz	09/11	
19-Sep-04	2		What is the Bible			
26-Sep-04	3		The Glorious Feast of the Cross	The Cross	09/27	
03-Oct-04	4		Love the Greatest Gift			
10-Oct-04	5		Daniel, Prophet Seer	Thanksgiving	10/11	
17-Oct-04	6		The Prayer of Thanksgiving			
24-Oct-04	7		Different Kind of Soil			
31-Oct-04	8		St. Roweis	St. Roweis	11/01	
07-Nov-04	9		Why and How We Confess Our Sins			
14-Nov-04	10		The Achievement of Pope Shenouda III	Pope Shenouda III	11/14	
21-Nov-04	11		The Forgiving Father			
28-Nov-04	12		What is a Council	Advent	11/25	
05-Dec-04	13		The Three Great Councils			
12-Dec-04	14		Freedom and Discipline			
19-Dec-04	15		Commitment			
26-Dec-04	16		What Shall I Do With My Life?			
02-Jan-05	18		The Coming of Christ the Saviour	Christmas	01/07	
09-Jan-05	17		Isaiah, Prophet Evangelist			
16-Jan-05	19		The Holy Chrism - History & Origin	Circumcision	01/14	
23-Jan-05	20		Trustworthiness	Epiphany	01/19	
				St. Dimiana	01/20	
				Cana Galilee	01/21	

Back To Index

St. Mary's Coptic Orthodox Church
Sunday School Program 1721 A.M. (2004/2005)

Saint Maurice's Class (Grade 7)

(Tout 25, Oct. 5)

Kamilia Rizkalla, Chris Hale

Shereen Francis

LESSON DATE	LSN No.	TEACHING AID	SUBJECT	OCCASION FEAST	DATE	F
----------------	------------	-----------------	---------	-------------------	------	---

2nd Period

30-Jan-05			Review	St. Anthony	01/30	
06-Feb-05	22		Jonah the Symbolic Prophet			
13-Feb-05	21		The Authority of the Bible	In The Temple	02/16	
20-Feb-05	23		The Poor and The Needy	The Fast of Jonah	02/21	
27-Feb-05	24		War and Disarmament			
06-Mar-05	25		Why Do We Fast? - Strife	The Holy Lent	03/07	
13-Mar-05	26		Our Bodies for the Lord	Pope Kerolous VI	03/09	
20-Mar-05	27		Eucharist in Daily Life	The Cross	03/19	
27-Mar-05	28		The Ten Virgins			
03-Apr-05	29		The Final Sorting Out	St. Mary of Zeitoun	04/02	
				Annunciation	04/07	
10-Apr-05	32		The Great Cloud of Witness			
17-Apr-05			Review			
24-Apr-05	30		The Apocalypse Rite	Palm Sunday	04/24	
				Maundy Thursday	04/28	
				Great Friday	04/29	
01-May-05			Easter Day	Easter	05/01	
				St. George	05/01	
08-May-05	31		He is Not Here	Thomas Sunday	05/08	
				St. Mark	05/08	

Back To Index

St. Mary's Coptic Orthodox Church
Sunday School Program 1721 A.M. (2004/2005)
Saint Maurice's Class (Grade 7)

(Tout 25, Oct. 5)

Kamilia Rizkalla, Chris Hale
 Shereen Francis

LESSON DATE	LSN No.	TEACHING AID	SUBJECT	OCCASION FEAST	DATE	F
----------------	------------	-----------------	---------	-------------------	------	---

3rd Period

15-May-05	33		The Apostolic Fathers	St. Athanasius	05/15	
22-May-05	34		Freedom Entails Responsibility			
29-May-05	36		The Call of God and My work	The Flee to Egypt	06/01	
05-Jun-05	35		The Glorious Feast of Ascension	Ascension	06/09	
12-Jun-05	38		Many Gifts and One Body			
19-Jun-05	37		Pentecost the Birth of the Church	Pentecost	06/19	
				Archangel Michael	06/19	
26-Jun-05			Review			
03-Jul-05	39		Division In Corinth			
10-Jul-05	40		Unity of the Church	Apostles' Feast	07/12	
17-Jul-05	41		Confessing Christ	St. Shenouda	07/14	
24-Jul-05	42		The History of The Liturgy (1)			
31-Jul-05	43		The History of The Liturgy (2)			
07-Aug-05	44		St. Abanoub	St. Mary's Fast	08/07	
14-Aug-05	45		Party in Heaven	Transfiguration	08/19	
21-Aug-05	46		St. Mary the Mother of our Lord	St. Mary's Feast	08/22	
28-Aug-05	47		St. Marina (Ascetic)			
04-Sep-05			Review			

Back To Index

SAINT MAURICE

Objectives:

General: Confess your faith before the whole world.

Specific:

1. Witness by confessing your believe whenever you have chance to do so.
2. Witness by your showing your Christian character and values everywhere.
3. Witness by your good deeds even to your enemies.

Instructions:

1. Explain that the only way for a person to give yourself up is to believe that the eternal life is more important than this life.
2. Give the students other examples for martyrs (men & women)

Bible Verse:

***“For whosoever will save his life shall lose it:
but whosoever will lose his life for my sake, the same shall save it.”***

(Luke 9:24)

Lesson:

SAINT MAURICE AND THE THEBAN LEGION

Introduction

A traveler, on the highway that leads from Geneva to Rome, will notice a small and very old Swiss town called Saint Maurice. This town was known in Roman times as Aganum, an important communication centre. It was there that a Coptic officer named Maurice and 6600 of his fellow soldiers died for the sake of Christ at the hands of the impious Emperor Maximian (285-305 AD).

Who are They?

Under Maximian, who was an Emperor of the Roman Commonwealth, with Diocletian as his colleague, an uprising forced Maximian to war using an army of which one unit was the Theban Legion. This unit had been recruited from Upper Egypt and consisted entirely of Christians. They were good men and excellent soldiers who, even under arms, did not forget to render to God the things of God, and to Caesar the things of Caesar.

Celebrating the Victory

After the revolt was quelled, the Emperor Maximian issued an order that the whole army should join in offering sacrifices to the gods for the success of their mission. The order included killing Christians.

Only the Theban Legion dared to refuse to comply with these orders. The legion withdrew itself, encamped near Aguanum and refused to take part in these rites.

Testing their Faith

Maximian was then resting in a near-by place called Octudurum. When the news came to him, he repeatedly commanded them to obey his orders, and upon their constant and unanimous refusals, sentenced them to be decimated. Accordingly, every tenth man was put to death. A second decimation was ordered unless the men obeyed the order given, but there was a great shout through the camp: they all declared that they would never allow themselves to carry out such a sacrilegious order. They had always had a horror of idolatry, they had been brought up as Christians and were instructed in the One Eternal God and were ready to suffer extreme penalties rather than do anything contrary to their religion. When Maximian heard this he got angrier than ever. Like a savage beast he ordered the second decimation to be carried out, intending that the remainder should be compelled to do what they had hitherto refused. Yet they still maintained their beliefs. After the second decimation, Maximian warned the remainder that it was of no use for them to trust in their number, for if they persisted in their disobedience, not a man among them would escape death.

The greatest mainstay of their faith in this crisis was undoubtedly their captain Maurice, with his lieutenants Candid, the first commanding officer, and Exuperius the "campidoctor". He fired the hearts of the soldiers with fervour by his encouragement. Maurice, calling attention to the example of their faithful fellow soldiers, already martyrs, persuaded them all to be ready to die in their turn for the sake of their baptismal vow (the promise one makes at his baptism to renounce Satan and his abominable service and to worship only God). He reminded them of their comrades who had gone to heaven before them. At his words, a glorious eagerness for martyrdom burned in the hearts of those most blessed men.

Loyalty to God first

Fired thus by the lead of their officers, the Thebans sent to Maximian who was still enraged, a reply as loyal as it was brave: "Emperor, we are your soldiers but also the soldiers of the True God. We owe you military service and obedience, but we cannot renounce Him who is our Creator and Master, and also yours even though you reject Him. In all things which are not against His law, we most willingly obey you, as we have done hitherto. We readily oppose your enemies whoever they are, but we cannot stain our hands with the blood of innocent people (Christians). We have taken an oath to God before we took one to you, you cannot place any confidence in our second oath if we violate the first. You commanded us to execute Christians, behold we are such. We confess God the Father, Creator of all things and His Son, Jesus Christ, God. We have seen our comrades slain with the sword, we do not weep for them but rather rejoice at their honour. Neither this, nor any other provocation has tempted us to revolt. Behold, we have arms in our hands, but we do not resist, because we would rather die innocent than live by any sin.

Their Martyrdom

When Maximian heard this, he realized that these men were obstinately determined to remain in their Christian faith. He therefore ordered, that they should be rounded up, and the slaughter completed. The troops sent to execute this order came to the blessed legion and drew their swords upon those holy men who, for love of God, did not refuse to die. They were all slain with the sword. They never resisted in any way. Putting aside their weapons, they offered their necks to the executioners. Neither their numbers, nor the strength of arms tempted them to uphold the justice of their cause by force. They kept

just one thing in their minds, that they were bearing witness to Him who was lead to death without protest, and Who, like a lamb, opened not his mouth. Thus, by the savage cruelty of this tyrant, that fellowship of the saints was perfected. For they despised things present in hope of things to come. So was slain that truly angelic legion of men who, we trust, now praise the Lord God of Hosts, together with the legions of Angels, in heaven forever.

During their martyrdom, numerous miracles happened, which undoubtedly largely contributed to the massive conversion of the inhabitants of these regions to Christianity.

Discovery of their Bodies

About a hundred years after the martyrdom, the bodies of the martyrs were discovered and identified by Saint Theodore the Bishop of Octudurm. He built a Basilica in their honour at Aguanum, the remains of which are visible even now. This later became the centre of a monastery built about the year 515 AD on land donated by King Sigismund of Burgundy.

Conclusion:

1. Witness your faith in Christ before everyone.
2. Do not sacrifice your Christian morals, no matter the situation.
3. Have the courage to follow church traditions and dogma even when among non-Copts or non-Christian.

What is The Bible

References:

Notes For Servants:

- 1.
- 2.

Objectives:

General: To learn the parts of the Bible

Specific:

- 1.
- 2.
- 3.

Instructions:

- 1.
- 2.
- 3.
- 4.
- 5.

Bible Verse:

“Thy word is a lamp unto my feet, and a light unto my path.”
(Ps 119:105)

Lesson:

WHAT IS THE BIBLE?

God speaks to us through His Holy WORD, in the Bible. The Bible is the source for our knowledge of God. It contains the ways by which God has revealed Himself, His actions and His commandments to man. The promises of God have been recorded in the Bible in various themes and styles. The men of God, filled with the Holy spirit, expressed God’s word in different ways of expression.

The books of the Bible, the Old Testament and the New Testament, were written over a long period of time. The Bible tells us how God created man in His own image and in his likeness. But man disobeyed God and sinned before Him.

God did not abandon man, but cared for him; and for his return to the way of God. The Bible covers several thousand years of history. God gave His laws and sent his prophets to lead humanity towards salvation. The Old Testament prepared the way for God’s fulfillment of His promises. In the New Testament, the

promises of God for salvation have been fulfilled in Our Lord Jesus Christ.

LOOK AT YOUR BIBLE:

It contains the Old Testament and the New Testament. Both the Old and the New Testament are made up of many books. But “The Holy Bible” is still one book. It is all unified in God’s salvation for man. The Old Testament books prepare the way for the Coming of Our Saviour Jesus Christ and the New Testament shows us the fulfillment of God’s promise and leads us to the salvation through Christ.

THE OLD TESTAMENT:

We read different styles and themes: History, wisdom, laws, prophecies, poetry and prose. Every writer of these books expressed God’s revelation to him in his style and in his own way of expression.

The first five books of the Old Testament are called PENTATEUCH (or Torah). The book of Genesis starts with following “In the beginning God created the heaven and the earth.” The Genesis means beginning. The second book “EXODUS” means (going out). It tells the story of Moses and his people, and how they went out of Egypt. The other three books are Leviticus. Numbers and Deuteronomy. These are laws and rules for the life of the people~ forms of worship, relationships between people. etc.

The next set of books tell the story of the Hebrew people as they were ruled by their Judges and Kings, you may remember the names of Joshua, Samuel, King Saul, King David and King Solomon. (Find their stories in your Bible).

Other books of the Old Testament include prayer, songs and wisdom. One of these books that we use most often in the Church is the book of Psalms. The last 17 books of the Old Testament are the writings of the prophets or stories about them. The prophets prepare the world for the coming of Our Saviour Jesus Christ.

THE NEW TESTAMENT:

The New Testament is the second part of the Bible. The first four books are called the Gospels, their titles tell us the writer of the book. The Gospels tell us how God sent His Only Begotten Son Jesus Christ, to be born from the Virgin Mary, to live on the earth, to teach us the new way of life, to die for our salvation on the Cross, to rise from the dead. The Book of Acts tells us how Jesus ascended into Heaven after telling his Apostles to go to all the world and teach them the Christian way of life. It also tells us how the Apostles received the gift of the Holy Spirit and how they preached the Gospel to the whole world and established the Christian Church.

The New Testament also contains letters or Epistles written by the Apostles to persons and to the Churches that they founded during their travels. Fourteen Epistles were written by the Apostle Paul and Seven by other Apostles. These letters contain spiritual teaching of how to live in the way of Christ.

The last book of the New Testament is called the Book of Revelation or Apocalypse. It describes a vision that St. John, one of the twelve disciples had seen, about the end of the world and the second coming of Jesus Christ.

THE APOCRYPHA:

The Apocryphal books were written after the time of Ezra and they were never recognized as Scripture by some of the Jew but they had their importance and they were honoured and dignified by others. The early Church Fathers (St. Augustine) received them and declared. them a part of the Holy Scripture according to the Church traditions and Councils.

The Books in the Apocrypha are listed below:

1. Tobit (A historical story)
2. Judith (A historical story)
3. The Wisdom (Wise sayings and proverbs)
4. Wisdom of Joshua the Son of Sirach
5. I and II Maccabees (The history of the Jews in the time of the Maccabees)

Conclusion:

- 1.
- 2.
- 3.

Lesson No. 3

The Glorious Feast of The Cross

References:

El-Keraza, H. H. Pope Shenouda III

Notes For Servants:

1. The Cross is our honour and refuge, the symbol of our salvation and redemption.
2. The power of the Cross defeats the Devil and we should draw strength from the Cross in our daily lives.
3. The Cross has a wealth of teachings: spiritual, theological, doctrinal and symbolic.

Objectives:

General: The meaning of the Cross in our lives.

Specific:

1. What does the Cross mean to us?
2. Why should we keep our eyes on the Cross?
3. What is the meaning of carrying the Cross to us?

Instructions:

1. Church occasion: the Feast of the Cross.
2. Explain the reason behind the two feasts of the Cross (Discovery and Recovery).
3. Give reasons for respecting the Cross and remembering its meaning when signing oneself.
4. Draw examples from daily life where we could draw strength from the Cross.

Bible Verse:

“But God forbid that I should glory, save in the cross of our Lord Jesus Christ, by whom the world is crucified unto me, and I unto the world.”

(Galatians 6:14)

Lesson:

The Glorious Feast of The Cross

The Church celebrates the feast of the Cross twice every year, on March 19th and September 27th. On the feast of the Cross we remember many vital matters: spiritual, theological, doctrinal and symbolic.

- (1) We remember the love with which Christ loved us - to the point where He died for our

sake. Sacrifice is the greatest sign of love, and self-sacrifice is the summit of sacrifices.

(2) In the Cross we also remember redemption. A soul that dies for another soul; this is the principle of atonement. We were under the judgment of death, then came He who would die for us in order for us to live. His death on the Cross can be described as follows: "All we like sheep have gone astray; we have turned every one to his own way; and the LORD hath laid on him the iniquity of us all." (Isaiah 53:6).

(3) In the cross, we remember endurance. The great sufferings that our Master endured, as recorded in the Gospel of St. John, "But one of the soldiers with a spear pierced his side, and forthwith came there out blood and water." (John 19:34)

With this suffering came shame and dishonour. However, St. Paul reminds us that, "Looking unto Jesus the author and finisher of our faith; who for the joy that was set before him endured the cross, despising the shame, and is set down at the right hand of the throne of God." (Hebrews 12:2).

(4) In the Cross, we remember forgiveness; how our sins were forgiven on the Cross and how the Master spoke to the Heavenly Father while on the Cross saying, "Father, forgive them; for they know not what they do." (Luke 23:34).

(5) In making the sign of the Cross we remember the Holy Trinity, the One God. This is because we make the sign of the cross while saying, 'In the Name of the Father, the Son and the Holy Spirit, One God; Amen! Hence, the Cross carries a theological meaning.

(6) In the Cross, we remember the Incarnation and its aim. We remember when making the sign of the cross how the Lord came down from heaven to earth to transfer us from the left to the right, from darkness to light and from death to life.

(7) In the Cross, we remember our sins. Our sins that He carried on the Cross and for which He was incarnated and crucified. With this remembrance we are humbled and our souls contrite, and we are thankful for the price which He paid for our sakes, "For ye are bought with a price" (1 Corinthians 6:20).

(8) In the cross, we remember Divine Justice; that forgiveness was not on account of justice, but Divine Justice fulfilled its right on the Cross. Therefore, we must not underestimate sin, which has such a price.

(9) When we remember the Cross, we remember the great power that defeated the devil. All of the devil's effort to destroy mankind was completely lost on the Cross with the redemption which the Lord offered. Hence, the devil is extremely terrified of the Cross. On the other hand, we find in it safety and protection, that is why we remember the Apostle's words, "But God forbid that I should glory, save in the cross of our Lord Jesus Christ, by whom the world is crucified unto me, and I unto the world." (Galatians 6:14).

(10) In the remembrance of the Cross, we remember how we should be crucified with Him. As the Apostle said, "I am crucified with Christ: nevertheless I live; yet not I, but Christ liveth in me." (Galatians 2:20). We also remember the Lord Jesus Christ saying, "Whosoever will come after me, let him deny himself, and take up his cross, and follow me." (Mark 8:34).

Conclusion:

1. Do not deny that you are Christian.
2. Do not sacrifice your Christian morals, no matter the situation.
3. Have courage to follow church traditions and dogma even when among non-Copts.

LOVE, THE GREATEST GIFT

References:

Notes For Servants:

- 1.
- 2.

Objectives:

General: Love everyone as Jesus loved us.

Specific:

1. Learn that love is the greatest virtue of all.
2. Love everyone, even if they despise.
3. Practice Christian love everywhere all the time.

Instructions:

- 1.
- 2.
- 3.
- 4.
- 5.

Bible Verse:

7 Beloved, let us love one another: for love is of God; and every one that loveth is born of God, and knoweth God.

8 He that loveth not knoweth not God; for God is love.

9 In this was manifested the love of God toward us, because that God sent his only begotten Son into the world, that we might live through him.

(1 John 4:7-9)

Lesson:

Love, The Greatest Gift

Mark was reading in the first letter of St. Paul to the Corinthians, Chapter 13. He was not able to understand the practical meaning of love. While he was thinking he fell asleep, and saw a nice dream. When he woke up, he wrote down what he had seen in his dream :

I found myself at a railway station. A man stood beside me and said; "Come with me." I

walked with him towards a train waiting at the station. We occupied two empty seats facing one another. The train moved. After some time we reached a station. I read its name : "NEW CORINTH". We left the train. I looked at the man as we were walking. He smiled at me. His face looked very kind and peaceful. I felt very comfortable to walk with him. The people in the streets also looked very peaceful and loving. We reached a square called "LOVE, SQUARE". In the middle, the water was flowing from a fountain. I saw many statues on all sides of the square. The man said to me, "Look at this crucifixion". I saw Jesus on the cross and a sign reading, "Greater love hath no man than this, that a man lay down his life for his friends." (John 15:13). In another side, a statue for St. Stephan, the first martyr, kneeling on his knees and saying the words written under the statue : "Lord, lay not this sin to their charge." (Acts 7: 60).

At another corner, I saw a big painting of the Virgin Mary carrying the child Jesus in her hands. Under the painting I read, St. Mary's words : "My soul doth magnify the Lord, and my spirit hath rejoiced in God my Saviour." (Luke 1 :46, 47). In another side of the square a statue showed the father receiving the prodigal son under which was written : "Let us eat, and be merry: For this my son was dead, and is alive again; he was lost, and is found." (Luke 15 :23, 24).

We found a bench at one corner of the square and sat side by side. I said to him, "I like this beautiful square". He said: "In this place there is no hatred. No one is ever jealous of another person. Everyone uses his gifts in serving others with thanksgiving. He never boasts on them because the Lord gave him the blessing of serving others with these gifts. He also never shouts in arrogance or in rude manners, but rather listens to everyone in patience and humility. When a boy like yourself sits with his colleagues or in his class, he is always sensitive to what the others want to do or to say, and never tries to impose himself or his views on them. He never resents anyone or look down at him. Even if someone says something to him that he does not like, he does not answer back. He is not easily irritated. He rather says a nice word and immediately the situation changes, and people start talking to one another as good friends. They open their hearts to one another and solve the problems between them peacefully. Everyone bears everyone else, believes what the other says to him, and endures everything that comes to him and always hopes for all the good things for himself and for others as well.

I answered the man, "I wish I can stay in this place and enjoy this loving atmosphere." He said, "But you can enjoy this love in your ordinary life. Everything depends on you. When your heart is full of love towards everyone, you will see everything differently. You will find that the little problems are easily solved. You will.....".

I interrupted, "But how could I listen to someone insulting me, and do not answer back? How could I love this person?" He answered, "That is why love is the greatest gift. It's the action of the Holy Spirit. You need to train yourself and practise love in your life, if you really want to live in NEW CORINTH; you can be there in your heart and mind. Don't you know that love is the crown of all gifts and the Queen of all virtues!"

After these words I found myself awake. I was not sure where I am. I looked around, and found myself alone sitting at my desk. I was very sorry when I discovered that it was a dream. My Bible was still opened on the same chapter I was reading. I immediately took a paper and a pen and wrote down this nice dream.

LET US GO TOGETHER TO NEW CORINTH

Mark read his dream to his class on the following Sunday. After he finished, a boy in the class

said, “I envied the boy sitting beside me in school because he got better marks than myself in the last examination”. The teacher said to him : “You must not be jealous of him, because this might end in hatred. You must be pleased for him, and at the same time you have to study harder in order to get better marks in the next examination”. Then, Mark said, “I love my younger brother, but I am always mad at him because he takes my things and uses them. Perhaps I should be kind to my brother and share my things with him. I'll tell him that when he needs something from me, he must tell me before taking it, so that I would not look for it”.

THE GREATEST OF ALL GIFTS

The class read together the thirteenth chapter of St. Paul's letter to the Corinthians. Another boy stood and asked, “I don't understand how could love be greater than even faith or hope. The teacher answered, “Our faith in God is based on God's love to us and our love to him. Without love, we would not have faith or hope. St. John has explained this meaning to us very clearly:

“Beloved, let us love one another: for love is of God; and every one that loveth is born of God, and knoweth God. He that loveth not knoweth not God; for God is love. In this was manifested the love of God toward us, because that God sent his only begotten Son into the world, that we might live through him.” (1 John 4: 7-9)

Before the class was over, the students decided to think and write down examples of the expression of love from their own lives.

Conclusion:

- 1.
- 2.
- 3.

Lesson No. 5

DANIEL PROPHET - SEER

References:

Daniel 7 & 9:20-27.

Notes For Servants:

1. God revealed of His knowledge to Daniel because he was greatly beloved to God. How can we reach this favour with God?
2. God give us understanding if we ask of Him, and only according to our ability.

Objectives:

General: The prophecies are a glimpse of God omniscience, revealed to His elect prophets, for the benefit of His children.

Specific:

1. Different prophets prophesied about different aspects of the story of our Salvation.
2. The world will turn against the Christians in the last days before Christ's Parousia.
3. The Second Coming of Christ will redeem the faithful from every nation to eternal life and save them from the wiles of this world.

Instructions:

1. Daniel was beloved to God for his righteous and honest life since his youth.
2. Prophecies are revelations of God's plan for our salvation to His prophets.
3. God prepared our salvation with all its details before the beginning of time.
4. The Kingdom of God is everlasting and has people from all nations and all walks of life.

Bible Verse:

"I saw in the night visions, and, behold, one like the Son of man came with the clouds of heaven, and came to the Ancient of days, and they brought him near before him. And there was given him dominion, and glory, and a kingdom, that all people, nations, and languages, should serve him: his dominion is an everlasting dominion, which shall not pass away, and his kingdom that which shall not be destroyed." (Daniel 7:13-14)

Lesson:

DANIEL PROPHET - SEER

PROPHESIES ABOUT THE COMING OF CHRIST

King David had prophesied of a greater King—the Messiah, who reigns over all Creation without end. At a later date, Isaiah had prophesied of the person of the Messiah the Suffering Servant and His Kingdom, of peace and joy.

Here, we see Daniel for whom the heavens were opened and he saw many mysteries and events concerning the Son of Man, and prophesied of His coming and the Kingdom of the saints which he saw in.

THE SON OF MAN IN DANIEL'S VISION

Daniel had a dream and vision which he describes to us (Daniel Chapter 7):

"I saw four great beasts came up out of the sea, ...

The first was like a lion and had eagles' wings ...

a second one, like a bear ... it had three ribs in its mouth between its teeth;

another, like a leopard, with four wings of a bird on its back ...

A fourth beast, terrible and dreadful and exceedingly strong ... and it had ten horns, ... and behold, there came up among them another horn, a little one, before which three of the first horns were plucked up by roots, and behold, in this horn were eyes like the eyes of a man, and a mouth speaking great things ... this horn made war with the saints, and prevailed over them, with the clouds of heaven, then came one like the son of man, and he came to the Ancient of Days and was presented before him.

And to him was given dominion and glory and kingdom, that all peoples, nations, and languages should serve him; his dominion is an everlasting dominion, which shall not pass away, and his kingdom one that shall not be destroyed."

THE SAINTS AND THE KINGDOM

What is the meaning of this vision? One of the angels standing by said to him: "The four beasts are four kings who will reign over the world." The fourth king will conquer them all. Then he will make war with the saints of the Most High. The kingdoms under the whole heaven shall be given to them, and the Son of Man shall reign over them. "To him was given dominion and glory and kingdom that all peoples, nations, and languages should serve him; his dominion is an everlasting dominion which shall not pass away, and his kingdom one that shall not be destroyed."

Daniel's vision was a prophesy for the coming of our Lord Jesus Christ, "the Son of Man." Daniel has showed us the symbols of the Trinity: the Father was called the Ancient of Days, the Son was called the Son of Man, and the Holy Spirit was called A River of Fire.

The saints of God which Daniel saw in his vision are the Christians. They believe in the Son of God and they have become the sons of God and the sons of the Kingdom. The Christians are the Kingdom of God on earth. They live as saints. Christ reigns over their lives and their hearts. They obey the commandments of the Lord and Glorify God in their hearts all the time.

Daniel has shown us that the war is going on between the world and the Sons of God. The Kingdom of the world may reign for some time, but the Kingdom of God, will overcome all the powers of evil, and the sons of God will say: "In all these things we are more than conquerors through him who loves us." (Romans 8:37).

THE SEVENTY WEEKS

The angel Gabriel appeared again to Daniel and said to him: "I have now come out to give you wisdom and understanding,... for you are greatly beloved." After seventy weeks the Christ, the Anointed One, will come. He is the Most Holy One. He shall make a new covenant with many.

CONCLUSION

1. Daniel was beloved to God for his righteous and honest life since his youth.
2. Prophecies are revelations of God's plan for our salvation to His prophets.
3. God prepared our salvation with all its details before the beginning of time.
4. The Kingdom of God is everlasting and has people from all nations and all walks of life.

THE PRAYER OF THANKSGIVING

References:

Contemplation on the Prayer of Thanksgiving, H. H. Pope Shenouda.

Notes For Servants:

- 1.
- 2.

Objectives:

General:

Specific:

- 1.
- 2.
- 3.

Instructions:

- 1.
- 2.
- 3.
- 4.
- 5.

Bible Verse:

“It is a good thing to give thanks unto the LORD, and to sing praises unto thy name, O most High.”
(Psalm 92:1)

Lesson:

See Attached Sheets.

The Prayer Of Thanksgiving

Conclusion:

- 1.
- 2.
- 3.

Lesson No. 7

DIFFERENT KIND OF SOIL

References:

Matthew 13:3-23.

Notes For Servants:

1. Different soils require different work and labour. Similarly, different people have different needs.
2. Even the good soils which bring forth fruits are not the same; some bring forth thirty, some sixty, and some hundred.

Objectives:

General: God's word does not return empty, but the benefit depends on the receiving heart.

Specific:

1. We are God's labour and field. That reason alone should incite us to give an open heart to His word.
2. Hearers of the word who are not doers lose the effect of God's gift.
3. God reveals His word to His beloved and those who are ready to accept it.

Instructions:

1. Review the previous week's lesson.
2. God's desire is our salvation. His word works in us if we give it a good soil.
3. We should be vigilant and pay attention to God's word lest we fail to bring fruits.
4. **Our adversary, the Devil, is trying hard to rob us of God's word and its effects.**

Bible Verse:

"And ye shall be hated of all men for my name's sake: but he that endureth to the end shall be saved." (Matthew 10:22)

Lesson:

DIFFERENT KIND OF SOIL

A SOWER WENT OUT TO SOW

Great crowds gathered around Jesus by the lakeside where He told them several parables. One of those parables was about the sower who went out to sow. As he scattered the seed in the field, some of it fell along the path, some on rocky ground, some among thorns,

and some in good soil which bore grain: thirty, sixty and one hundred grains.

Then the disciples asked Him, “Why do you speak to them in parables?” And He answered them, “To you it has been given to know the secrets of the Kingdom of Heaven, but to them it has not been given.”

Why were the disciples favoured in this way? Was it because they were more ready than others to obey the word? Or because they were more receptive and could understand better? Or was it simply that they had been chosen by predestination?

Christ mentioned that they had eyes which see and ears which hear. He told them, “Blessed are your eyes, for they see and your ears, for they hear.” And He added, “Many prophets and righteous men longed to see what you see, and did not see it, and to hear what you hear, and did not hear it.” (Matthew 13: 3-23).

KINDS OF SOIL

Christ explained to His disciples the four kinds of soil. We should examine ourselves carefully and see to which kind we belong. The seeds are the word of God which is “imperishable” (I Peter 1:23). The sower of the seed is our Lord Jesus Christ. The people are God’s field, and God’s servants are “fellow workers for God” (I Corinthians 3:9). The Soil in which the seeds are planted is the hearts of those who hear God’s word. As there are four kinds of soil, so there are four kinds of hearts:

1. THE PATH: The Lord Jesus called the first type of soil “the path.” Why is it bad? When are our hearts like this type of soil? What is the remedy ?

The answer is who hear God’s word without heeding it, soon forget it and are not influenced by it. They are an easy prey to the devil who snatches away every message they hear. Have you noticed that inattention to God’s word as well as lack of concentration, prevent God’s word from bearing fruit in our lives? If this is the case with us, let us kneel in repentance and sincerely ask God to give us a thirst for His word. Let us study God’s word, asking Him to give us concentration and understanding that we may be able to say with David, “Thy word have I hid in my heart that I might not sin against Thee.”

2 THE ROCKY GROUND: When do hearts of flesh become stony? When pride finds its way into our hearts, causing us to lose all compassion and to start criticizing others. Listening attentively to God’s word and accepting it joyfully is not enough neither. A passing interest will not do. Our interest in God’s word should be deep and lasting. We may start well, but soon give up. The important thing is to preserve to the very end. “He who endures to the end will be saved” (Matthew 10:22).

If God reveals to me that the soil of my heart is rocky, let me do the following:

- Repent and come to God thanking Him humbly for His mercies and asking Him to melt my stony heart.
- Persevere in prayer and in the study of God’s word.
- Avoid listening to evil talks or keeping close companionship with godless friends.
- Examine myself continually and confess any sin as soon as it is committed, in

order that my heart may be kept alive and sensitive.

3. THORNY SOIL: “The thorns grew”. They were not visible when the seeds were sown, but at the end they choked the growing of the seeds. What are these thorns?

- The troubles and worries of life.
- The vanity of riches. Money in itself is not evil, but there is always the danger of becoming vain because of money. This often leads to a false sense of security.

If God reveals to me certain “thorns” in the soil of my heart, let me confess the sins which have caused the thorns. Let me continue to examine my heart prayerfully and in the light of God’s word that no new thorns may grow.

4. THE GOOD SOIL: What quality characterizes this kind of soil and distinguishes it from the other three kinds? Meditate on the Lord’s words in John 15:8 “By this is my Father glorified, that you bear much fruit, and so prove to be my disciples.” Note that the good soil was not completely free from rock or thorns.

God’s saints are not sinless; but they have been set free from the dominion of sin. Let us ask ourselves:

- Do we listen carefully to God’s word?
- Do we understand it?
- Do we humbly obey it?
- Does it bear fruit in our lives to the glory of God and extension of His Kingdom.

CONCLUSION

1. God’s desire is our salvation. His word works in us if we give it a good soil.
2. We should be vigilant and pay attention to God’s word lest we fail to bring fruits.
3. Our adversary, the Devil, is trying hard to rob us of God’s word and its effects.

Lesson No. 8

SAINT ROWEIS

References:

El-Keraza

Notes For Servants:

1. Try to draw lessons for your own benefit from the life of St. Roweis.
2. Pray for your children in Sunday school.

Objectives:

General: The love of God is stronger than all goods in the world.

Specific:

1. Talk about St Roweis upbringing.
2. Describe his love for God and people and his hatred for worldly possessions.
3. The Saint was not a monk nor a martyr but he attained great depths in holiness.

Instructions:

1. Review last week's lesson.
2. Church occasion.
3. Tell the story of St. Roweis.
4. Highlight his virtues: abstinence, silence and self-control, love for God and men.
5. Memorize and let the children memorize the verse.

Bible Verse:

"Verily, verily, I say unto you, He that believeth on me, the works that I do shall he do also; and greater works than these shall he do; because I go unto my Father." (John 14:12)

Lesson:

SAINT ROWEIS (Abba Teji)

(21 Babah /31 October)

Saint Roweis was born in a village called Miniet Yameen in the Egyptian Delta region. His father, Isaac and his mother, Sarah, called him Freig; they were poor peasants, but brought up their son in the fear of God. Because of their poverty, Freig had to work from his boyhood to help his father earn a living. He had a camel whom he called Roweis (meaning 'small head').

Freig lived this simple frugal life for twenty years. As he grew, his heart blazed with love for his Lord, his Church, and his people. Such was his ardour that he memorised whatever he heard of the Holy Bible, the Divine Liturgy, and the sayings of the Fathers. The persecutions suddenly flared up with fierceness and brutality, and Freig, worried that some Christians may weaken and deny their Lord, left his village and went to Cairo, intending to enthrone their hearts. Feeling tired, he slept under a tree by the roadside.

In his sleep, he saw a brilliant vision, two radiant men appeared before him and said "You are weary and hungry, come, partake of the heavenly food". They led him to the Sanctuary where he took communion; they then took him back to where he was. Waking up refreshed and joyous, he went to Cairo, and from there to Upper Egypt. On this journey he took for himself the name of his camel, 'Roweis', out of sheer humility. Like our Lord, he had nowhere to lay his head. As he journeyed, he preached words of comfort and strength. At the same time, he worked for a living and spent his nights watching and praying. Because he prayed with fervour, humility, and tears, many joined him and were thus consoled.

His disdain for the world and its glitter was such that he slept on the earth, with the sky for a cover. On one occasion, he warned a disciple of his, saying, "Mind the scorpion under your foot."; the disciple discovered that it was a gold coin. He started training himself in abstinence, and succeeded in remaining without eating for twenty-six days. On his visits to families in their homes, he would pray for them, bless each member, fill them with the Peace of the Lord, and heal their sick. In his deep love for Christ the King, he persisted in partaking of the Eucharist. He both advised and warned his disciples to prepare their spirits incessantly that they may be worthy of this wondrous Mystery. He was given to see the Glory of God filling the Sanctuary, and His Light over the head of each communicant.

Content with a leather girdle about his loins, with bare head, body and legs, he was assaulted by many ruffians. Once they stoned him, but he did not open his mouth despite his sufferings. When they left him, some of his disciples carried him to a nearby wood store, where they revived him and dressed his wounds. As he sat talking with them, they suddenly saw a fire in the corner opposite them. Naturally, they were frightened, but he said unto them, "Fear not, this is no fire, but the Light of Christ, appearing unto us to prove to us His promise that He will strengthen us upon the bed of languishing."

This divine apparition was by no means a solitary incident, for our Lord appeared to him five other times, once conversing with him. For these numerous revelations, Saint Roweis is entitled, "Theophanires", that is, 'he who beholds God's Revelations'.

Among his practices was his endeavour to control his tongue; he succeeded in remaining without uttering a word for months on end. Knowing this, some wicked men went to him during a period of silence, and tried to rouse him to speak. At their failure they threw a live coal at him, but despite the burn, he maintained his silence. On another occasion they beat him with sticks and failed again.

Though the saint's heart overflowed with love for everyone, he had a special corner in it for the youth.

When Saint Roweis foresaw that his end was nearing, he called his disciples and, advising them to love one another, and blessed them one by one. He then asked for a basin of water and a towel and washed his own body, saying, "behold, I have washed my body, that none would need to do it after my repose".

Because Saint Roweis greatly honoured the Blessed Virgin, he implored her, saying, "Please, allow me to depart from this world on a day of your commemoration". Our Lady graciously granted his request, for he died on the twenty-first day of Paopi (or 'Baba') at 11 a.m.(the twenty-first day of each Coptic month being dedicated to the commemoration of the Blessed Virgin). At the hour of his departure, none was beside him, but a firm believer living nearby attested that he saw a woman whose radiance outshone the sun come down from heaven, receive his pure spirit, and carry it up to heaven. May his blessings be with us all; amen.

Conclusion:

1. Holiness is everyone goal and can be given to you if you seek it.
2. Do not sacrifice your Christian morals, no matter what!
3. Have the courage to follow church traditions and dogma even when among non-Copts.

Why and How We Confess

References:

Notes For Servants:

- 1.
- 2.

Objectives:

General:

Specific:

- 1.
- 2.
- 3.

Instructions:

- 1.
- 2.
- 3.
- 4.
- 5.

Bible Verse:

**“If we confess our sins, he is faithful and just to forgive us our sins,
and to cleanse us from all unrighteousness.”**

(1 John 1:9)

Lesson:

Why and How We Confess

PRACTISING CONFESSION

Pardon me father, but sometimes I walk out of confession without the feeling of any improvement to my spiritual life. I don't feel the joy one receives after his sins are forgiven. A surrender to sins already confessed usually follows. Can you please help me?

The last step in the sacrament of penance is confession. However, some people think that all is required for penance is confession. This is a bad satanic tricky because the sacrament of penance is not a mere narration, of the sins and evils you have done, a slow or a quick account is not

the point. It certainly is not to bring yourself to the presbyter's presence to ask for the absolution without a sincere profound revelation of yourself to God. It is a sacred sacrament we practice in consecutive stages.

The First Stage: Penance for Sins

As you stand in reverence to God, go through the sins you committed, one by one; including the bad habits and inclinations. Reproach yourself because you sinned to God by committing these sins. You were not fair to the pure name called upon you, nor to your past promises to God. In other words, stand with feelings of regret, sorrow and dissatisfaction over the actions that should not belong to whom Christ died for. Say to yourself in remorse for sins, "How can you, my soul, abandon God's grace to commit these sins and impurities? The grace of our Lord is pure, capable and abundant. How can I sell these valuables and prefer the vile and despicable? What could have happened if my life ended while in sin and I deem deserving eternal shame and death?"

The Second Stage: The Revival of Faith

The revival of faith in Christ-the Lover of mankind who accepts sinners and can forgive their sins. He will never look down on me because of the impurity of my sins; but would rather accept my repentance for the sake of His overwhelming love.

The Third Stage: Repentance

Offer God in prayer the feeling of cordial repentance for all you've done. "Lord, forgive this sin, I have sinned against heaven and before You, and now, with all my heart I am renouncing this sin, please help so that I do not go back to it", and so forth. You offer repentance for every sin you committed, one by one with a humble heart, the Lord accepts your repentance and counts you worthy to offer confession to the presbyter and receive his absolution for your sins.

Be aware that a correction of the results of your sins is one of the signs of your repentance for them. If you misbehaved towards someone, go and make peace with him. If you were unfair to anyone, start being fair to him. If you took hold of someone's right, give it back following the example of Zacchaeus who deserved salvation for himself and his house. And if you caused someone to sin or sinned with someone, put an unconditional end to all causes, aspects and links to this sin and walk back to Christ absolutely free.

The Fourth Stage: Confession

After you have offered the feelings of sorrow and repentance, come to your Father of confession with faith and in love of our Saviour and His remission of sins. The Lord gave him the awesome authority "Verily I say unto you, Whatsoever ye shall bind on earth shall be bound in heaven: and whatsoever ye shall loose on earth shall be loosed in heaven." (Matt 18:18) Say your confession humbly and with a contrite heart asking for the Lord's forgiveness and mercy.

Putting the cross on your head, the presbyter will pray the absolution and ask the Lord to forgive your sins. The Lord who granted this authority is honest and faithful, He will purify you and you will go home justified.

Those who go straight to confession without repentance, penance or revival of faith can not certainly feel the abundant bliss of exercising confession. They simply think that all they need to do is to give an account of their mistakes without an actual repentance for them before getting the absolution. They lose a wonderful opportunity of the purification of their souls and their lives and will never feel the joy of penance.

BEFORE CONFESSION:

After you had sorrowed enough, activated your faith then decided to repent, I advise the following:

1- Try to remember everything you want to say to your father of confession. You can write them down on a piece of paper.

2- Pray deeply so the Lord gives you the blessing of a contrite confession to receive the remission of sins.

3- Don't think of any worldly matter, but concentrate on getting rid of your sins. Spend some time on reading a book that induces repentance and institutes you in grace and help yourself by praying a pre-confession prayers.

DURING CONFESSION:

Approach the presbyter humbly. Avoid all laughter and jolliness as you say your confession. Be honest in your confession, simply say the truth.

Don't apologize for any sin you committed and don't blame your responsibility for it on others, on the circumstances or human weakness. Don't be little your sins, for instance do not say, "I said a couple of white lies" or "Unwillingly, I swore or cursed" This is not the style a repenting confessor would use.

Don't make your confession vague: "Father all of us are sinful." This is not a good confession; likewise, "NO one is free from sin", "I committed every sin father", or "I did the usual sins, Father."

This is not confession, it is carelessness and a way out of shameful confession. Confess seriously admitting your sin.

Sometimes one may go to the priest and say, "I didn't do anything father, please give me the absolution." One who justifies himself has not yet learned to humble himself to God. He needs the presbyters guidance to confess and by varying questions, he can explain to him that he has many sins and it is only God who is without sin.

Don't make confession a philosophic debate or an entertainment session or use it as a chance to test the priest's knowledge. Confess meekly, predetermined to accept the directions of the priest and his discipline.

Don't be ashamed to confess. Your father's love can guide you about how to confess and what to say. If you have any difficulty, tell him he can think of a way to help you.

Usually, the presbyter gives some direction to the confessor; It is important here to know there is a difference between confession and counseling. It is not necessary that directions be given with every confession. First confess what you have and let the presbyter select the advice and spiritual discipline he sees proper for you..

AS YOU TAKE THE ABSOLUTION:

While receiving the absolution of the priest, i.e. before you receive the absolution, tell your father to please forgive the sins you mentioned and those you do not remember.

Bow your head down with regret and poise, and hope in the Lord's forgiveness. Understand that you will receive forgiveness. Understand that you will receive forgiveness from God Himself through your confession father, and that your sins will be demolished.

While your father gives the absolution secretly, pray a psalm suitable to repentance. "Have mercy upon me, O God according to your loving kindness" or "O Lord, do not rebuke me in your anger."

AFTER CONFESSION:

Offer a thanksgiving prayer to God who saved you and took you out of the pit. Be determined to renew your life through God's help and carry out all the directions, disciplinary ideas, and exercises your father of confession provides.

Do not become involved in social conversations with others, rather stay quiet providing yourself some time for spiritual meditation. Be very careful in everything you do, for you don't want to return to the things you've already confessed. This way you will feel the blessings of this great sacrament.

Conclusion:

- 1.
- 2.
- 3.

•Lesson No. 10

The Achievements of H. H. Pope Shenouda III

References:

El-Keraza, H. H. Pope Shenouda

Notes For Servants:

1. Pray for the Pope and thank God for all what He did through Pope Shenouda III.
2. Teach your class to pray for those who are in a leadership position.

Objectives:

General: The hand of God working through His saints and the people He appoints for the Church.

Specific:

1. Who is Pope Shenouda and how did he start his monastic life.
2. Describe how Pope Shenouda kept his monastic order intact even he became the pope.
3. Teach your class to pray for those who are in a leadership position

Instructions:

1. Review last week's lesson.
2. Church occasion.
3. The lesson about Pope Shenouda: his monastic life and his achievements.
4. Teach the class to pray for their parents, shepherds, teachers and leaders.
5. Memorize the verse with the class.

Bible Verse:

"The LORD hath sworn, and will not repent, Thou art a priest for ever after the order of Melchizedek."

(Ps 110:4)

Lesson:

The Achievement of H. H. Pope Shenouda III

42 Years of Monasticism:

His Holiness Pope Shenouda III lived monasticism before he entered a monastery. Since his youth, monasticism had lived in his heart, thoughts, writings, and poetry, long before he committed himself to it.

After his consecration as a monk in the Syrian Monastery, by the name of Father Antonius, he increased gradually in solitary life, from being a monk in the monastery, to dwelling in a cave which was about 3.5 kms away from the monastery, and then to another cave which was more than 10 kms away, in which he spent weeks without seeing a human face.

When His Holiness was unexpectedly ordained a bishop, his episcopate followed the same monastic order to which he was accustomed. He was the first bishop to spend half of his week in the city and the other half in the monastery. Moreover, 15 months after his ordination as a bishop, in January 1964, he left the episcopate and returned to the monastery, and then, for circumstances beyond his control, he was forced to return to his duty as Bishop for Christian Education.

When Bishop Shenouda became patriarch, he lived according to the same monastic order. He was also the first patriarch to spend half of his week in the monastery, having a private residence there, and living the same simple monastic life, away from the patriarchal appearances and formalities. Following this example, some of the bishops started having periods of retreat, though not of the same length of time as his.

Through Pope Shenouda's love for monasticism, he expanded in the establishment of monasteries. During his papacy, monastic life returned to many of the ancient monasteries, which were then recognised by the Holy Synod; among these are:

1. The monastery of St. Pachomius in Edfu, in the diocese of Aswan.
2. The monastery of the Virgin Saint Mary in the region of EZ-Hawawish, in Akhmim.
3. The monastery of St. George in El-Ruzadqat, Aswan.
4. The monastery of St. Anthony in California, U.S.A.
5. The nunnery of St. Demiana in El-Barrary, Damiette.

Work is still proceeding on the monastery of St Shenoute in Sohag, and on the ancient monasteries of Akhmim, as well on our monastery of Milan, Italy. Monasteries have also been established in Australia, in Melbourne and Sydney, and in Krefeld, Germany; and the monastic caravan carries on. The number of monks has increased so much that Pope Shenouda, in the monastery of St. Bishoy alone, has ordained more than 170 monks and built more than 150 new cells.

In every monastery, there is now a retreat house for the youth who wish to spend a spiritual period, and the monasteries' properties and construction have increased, as well as their activities in various branches of service.

Some of 25 years Great Work:

We always believe that our Lord truly provides the most suitable and appropriate shepherd for His flock at any given time. For this reason, the Coptic Church has been blessed with many great patriarchs since its foundation by Saint Mark, and the present period is no exception for this holy, Apostolic Church.

His Holiness Pope Shenouda III now celebrates twenty-seven years (since November 1971) as head of the Coptic Church, and in light of this occasion, we will merely list some of the great accomplishments of this 116th successor of Saint Mark.

- Travel on pastoral visits of his children in Africa, Australia, and the United States of

America.

- Establish theological colleges in Los Angeles, New Jersey and Australia, as well as several within Egypt.
- Personally teach in the theological colleges in Egypt and abroad.
- Establish the first Coptic School outside Egypt, in Victoria, Australia.
- Conduct youth conferences and especially send bishops for the pastoral care of his children abroad.
- Ordain a bishop especially for the care and service of youth in Egypt and abroad.
- Ordain bishops for diocese outside Africa, such as France, Birmingham and the Iritrean congregations in the United Kingdom.
- Ordain many of his children in the Countries of Emigration priest and monks.
- Publish a magazine in the English language for our congregation abroad.
- Be the Editor-In-Chief of the official Arabic and English magazines of the Coptic Church, "El-Keraza"
- Lead a major revival in Coptic monasticism with the consecration of hundreds of monks and nuns, and the development of many monasteries.
- Establish Coptic Orthodox monasteries in America, Australia, Germany and Italy.
- Spend a weekly period of retreat at the monastery, because of his love for monasticism.
- Establish Coptic Centres in New Jersey, U.S.A., Birmingham, England and New South Wales, Australia.
- Establish approximately one hundred churches outside Egypt.
- Consecrate many of our churches abroad.
- Write 70 books in the Arabic language, of which approximately 40 have been translated into English, and many into French, German and Italian.
- Receive several honorary degrees from major universities around the world.
- Initiate and stimulate official and unofficial dialogues with the Eastern Orthodox, Catholic, Anglican and Evangelical Churches.
- Be elected as one of the presidents of the World Council of Churches.
- Conduct weekly sermons.

After these few brief points, all we can say is, may God preserve the life of our beloved father, His Holiness Pope Shenouda III and keep him for the glory of His holy church in the name of our Lord and Saviour Jesus Christ, Amen.

Conclusion:

1. Praise God and thank Him for He always provides a good shepherd to His flock.
2. Pray for the Pope that God may grant him discernment, wisdom and grace, and help him carry the major responsibility that he received from the Lord.
3. Pray to all the head of the church, bishops and priests.

THE FORGIVING FATHER

References:

Luke 15:11-32.

Notes For Servants:

- 1.
- 2.

Objectives:

General:

Specific:

- 1.
- 2.
- 3.

Instructions:

- 1.
- 2.
- 3.
- 4.

Bible Verse:

**“I will arise and go to my father, and will say unto him, Father,
I have sinned against heaven, and before thee,
and am no more worthy to be called thy son: make me as one of thy hired servants.”**
(Luke 15:18-19)

Lesson:

The Forgiving Father

THE FATHER'S LOVING BOSOM:

The Lord Jesus told a parable which, illustrates the love of God. It was about a prodigal son, a youth who was deceived by the pleasures of the world. That son thought that happiness lay in freedom from all parental restraints. Therefore he asked his father to give him his share of inheritance so that he might spend it as he wished. Strangely enough, his father complied with his request, and the son left the paternal home.

- + Why is the son's behaviour objectionable?
- + Why do we consider the father's attitude one of great love?

"The younger son gathered all he had and took his journey into a far country, and there he squandered his property in loose living".

Let us ask ourselves:

- + What is true freedom?
- + What is real happiness?
- + Does freedom lie in the rejection of all authorities and restraints.
- + Can we find real happiness in worldly pursuits and lustful pleasures?
- + Why is self-sufficiency and the rejection of God's paternal care a great sin?
- + Is there any similarity between Adam's sin in paradise, and the sin of the prodigal son when he rebelled against paternal authority and left home?
- + What are the dangers of spiritual rebellion?
- + Why is obedience to God essential to the Christian life?

How wretched it is for a person to live away from his father's home, and to be deprived of paternal, sacrificial love! He who lives merely for himself is indeed miserable. Is it not Hell to be a slave to one's self, completely separated from God's love? Does not Heaven, or eternal happiness, lie in the enjoyment of sonship to God, with all its glorious blessings?

LIFE IN THE DISTANT COUNTRY:

That youth thought he could live a self-sufficient life, enjoying all he could possibly wish for. He soon discovered, however, that he could not go on living such a life. His resources ran out, and he was in great need. "So he went and joined himself to one of the citizens of that country who sent him into his fields to feed swine".

- The feeding of swine points to the degraded state of life into which a person descends when he lives away from God. The son who was not used to such degradation could not tolerate it. He remembered the blessings he had enjoyed in his father's home. He said: "How many of my father's hired servants have bread enough and to spare but I perish here with hunger!".
- Can a son forget the blessings of his father's home? Grace knocks at the door of the rebellious heart and calls it to repentance, God seeks to draw his child to Him with bonds of love. Such is the work of the Holy Spirit. He softens the rebellious heart, causing it to confess its sin and repent.
- Where are we spiritually? Are we in the Father's home, living in glorious communion with Him through His word, through prayer, and through the Sacraments? Are we vital members of His body, the Church, richly enjoying the blessings of His Grace? Or have we left His loving bosom, and gone after evil companions, leading a life of false pleasure and rebellion?

A BLESSED RETURN:

Repentance is not mere regret. Nor is it mere suffering from a guilty conscience. It is a change of heart resulting from a new vision of the Father's love. It is turning away from the life of sin and going to the Father's bosom. It is our response to His love. It is the opening of our hearts to the call of the Spirit that is working in us.

The prodigal Son repented and decided to return to his father. He said, "I will arise and go to my father, I will say to him, Father, I have sinned against Heaven and before you; I am no longer worthy to be called your son; treat me as one of your hired servants." And he actually rose and went to his father.

Meditate on this repentance. Consider also the repentance of Zacchaeus, Levi the tax collector, and Mary Magdalene. Repentance is a renewal of thoughts and inclinations. Have I experienced

this repentance? Have I given my back to the world and returned to Christ who is my way and my life?

If I have not yet had this experience, let me kneel at the feet of the Lord, asking Him to melt my stony heart and to give me the new life experienced by the prodigal son, and by all who repented truly and fully.

THE FATHER'S JOY:

The Father has been waiting hopefully for the return of his son. (Christ was crucified for our sake. He is lovingly waiting for our return. He will not reject us if we go to Him). The Father saw his son while he was yet at a distance. He "had compassion, and ran and embraced him and kissed him." My heavenly Father, help me to realize the depth of Your love, and grant me the Grace to respond to it. The father did not rebuke his repentant son. He did not scold him, nor did he treat him "as one of his hired servants." He accepted him joyfully and kissed him.

Then he dressed him in the best robe, killed the fatted calf for him, and put a ring on his finger.
- What do all these symbols stand for?

THE JEALOUS BROTHER:

The elder son should have rejoiced with the Father when his brother returned but he did not. On the contrary he was angry and jealous. He said to his father, "Lo, these many years I have served you, and I never disobeyed your command; yet you never gave me a kid that I might make merry with my Friends." By this complain, the elder brother was placing himself in the position of a stranger or of a hired servant, instead of behaving like a loving son and brother.

Self-righteousness is extremely dangerous, and so is false religion. True religion is love. We should rejoice when a sinner repents, and welcome him into the Church, instead of criticizing him and looking down on him, as many people do.

1. Show how the prodigal son did not understand the meaning of true freedom and happiness.
2. What is meant by repentance?
3. What do you think: of the behaviour of the elder brother? Give reasons for your answer.

Conclusion:

- 1.
- 2.
- 3.

WHAT IS A COUNCIL

References:

Notes For Servants:

- 1.
- 2.

Objectives:

General:

Specific:

- 1.
- 2.
- 3.

Instructions:

- 1.
- 2.
- 3.

Bible Verse:

**“And put no difference between us and them,
purifying their hearts by faith.”**

(Acts 15:9)

Lesson:

WHAT IS A COUNCIL

THE SPIRIT OF UNITY

The Early Church, in the first centuries, spread all-over the world. The Holy Spirit led the Apostles, the Disciples and the Bishops of the Church in understanding and interpreting the Christian faith. They always prayed for guidance from the Holy Spirit, and the Holy Spirit guided their thinking and preserved their unity. From time to time, some persons who depended on their own minds and knowledge, started teaching in a different way than what the Church has received in the Scripture and from our Lord Himself.

But the Church was always careful to preserve the Spirit of unity among the Christians all over the world, and protect Christian faith from any misunderstanding or wrong interpretation. When any controversy was raised, the leaders of the Church assembled together to examine the different views and declare the Orthodox faith of the Church. The bishops of the Church came from different parts of the world and met together in the form of an ecumenical council.

THE FIRST COUNCIL

The first council in the life of the Christian Church was assembled in Jerusalem at the time of the Apostles of our Lord. We can read about the Council in the Book of Acts, Chapter 15.

After the Ascension of our Lord to heaven, His Disciples and Apostles received the Holy Spirit, and started preaching and teaching of the salvation of Christ to the world. Paul and Barnabas, two of the Apostles, preached among the Gentiles (the non-Jewish people) in different parts of the world. When they finished their mission, they travelled by boat to Antioch, and met with the Disciples and the Church there, and told them about all that God had done with them and how He had opened the door of faith to the Gentiles.

THE CONTROVERSY

While they were in Antioch, some of the Jews who became Christians, insisted that the Gentiles cannot be saved unless they first follow the law of Moses before becoming Christians. Paul and Barnabas disagreed with them. They had long arguments and debate together.

The Church of Antioch appointed the Apostles Paul and Barnabas and some other members of the Church of Antioch to go to Jerusalem. When they reached there, they told the Disciples of the dispute that happened in Antioch and asked their guidance.

THE COUNCIL OF JERUSALEM

The Apostles, the Disciples and the bishops of the Church were assembled together in Jerusalem to consider the matter. Paul and Barnabas told them how the Christian Jews of Judea insisted that the Gentiles must first follow Jewish tradition before becoming Christians. The members of the Council prayed for guidance from the Holy Spirit. They knew that they cannot decide on matters of faith by their own individual minds, but only through the action of the Holy Spirit in them as they come together with the spirit of Unity and love in the Council.

The members of the Council had long discussion about the matter. Then St. Peter rose and said that God has given the Holy Spirit to all those who believe in Him in the whole world, and purified their hearts by faith. He said, "We believe that all men, Gentiles and Jews, shall be saved through the grace of the Lord Jesus Christ. Now therefore, why do you make trial of God by putting a yoke upon the neck of the Disciples which neither our Fathers nor we have been able to bear?"

St. James, one of the twelve Disciples and the Head of the Council, told them that what they had heard from Peter, Paul and Barnabas agreed with the words of the prophets of the Old Testament. Then he offered the following proposal:

"We should not trouble those of the Gentiles who turn to God, but should write to them to abstain from pollution of idols and from unchastity and from what is strangled and from blood" (Acts 15:19-20).

All the members of the Council agreed on the proposal of St. James, and wrote a message to the Churches informing them of the Council's decision.

THE SPIRIT OF UNITY IN THE CHURCH

The Council of Jerusalem was a model for the life of the Church, through the centuries. The Church, guided by the Holy Spirit, continued to build up clear understanding on Christian faith. Individual and heretic interpretations were examined and refuted by ecumenical Councils. The Councils offer testimony to the presence of the Holy Spirit in the Church. Although many ideas were expressed in seeking the truth, but they denied their individual views and accepted the Orthodox understanding of Christian faith.

Conclusion:

- 1.
- 2.

THREE GREAT COUNCILS

References:

Notes For Servants:

- 1.
- 2.

Objectives:

General:

Specific:

- 1.
- 2.
- 3.

Instructions:

- 1.
- 2.
- 3.
- 4.
- 5.

Bible Verse:

**“And put no difference between us and them,
purifying their hearts by faith.”**

(Acts 15:9)

Lesson:

THREE GREAT COUNCILS

In the first three centuries, Christians were persecuted and hundreds of thousands were martyred for their faith. During the time of persecution, the Christians defended their faith and died for it. Christian beliefs were simple, pure and strong. In the year 313, Constantine, the Roman Emperor, accepted Christianity and forbade all persecution of Christians.

In few years, Christianity became a state religion of the Roman Empire. Statesmen and officials were Christians. The Christian Church faced an important task in the following two centuries: TO EXPLAIN the Christian faith, and to answer the challenges of pagan schools and heretic philosophies which continued to influence the minds of many people.

THE DANGER OF ARIANISM

At the beginning of the fourth century, a priest in the city of Alexandria called Arius started a

strange teaching. He taught that Jesus Christ was not God in the same essence as God the Father, and not eternal. Arius was a cunning scholar. He was able to popularize his ideas among simple-minded people, as well as among some highly educated people who were still attached to pagan thinking. He was a good propagandist, cultivating his popularity by visits, speeches, letters, and by writing popular songs in which he formulated his theological arguments.

The teaching of Arius was more dangerous for Christianity than the worst persecutions. If Christ was not God, who had become Man, who had suffered and died for men, and in His death had conquered death, then Christianity would have become some moral ideas, like what pagan philosophers had offered. Arius taught that God was a Supreme Divine Being completely separated from mankind. Christianity professed faith in God Who so loved man that He Himself became Man and suffered and died for the sins of man.

“In the beginning was the Word, and the Word was with God, and the Word was God. The same was in the beginning with God.” (John 1:1-2)

THE COUNCIL OF NICAEA

The Church of Alexandria felt the danger of the Arian heresy. Alexandrus, the Patriarch of the Coptic Church at that time, condemned the teachings of Arius and tried to guide him to the Christian faith. Arius complained to the Emperor Constantine. The Emperor finally accepted to call a General Ecumenical Council, in order to settle the dispute. Three hundred and eighteen bishops and priests from the churches all-over the world were assembled in Nicaea in Asia Minor in the spring of 325 A.D. Among them, there was Bishop Paul from Syria with his burned hands carrying the signs of the persecution he had suffered, and St. Paphnotius and St. Potamon, both blinded in one eye and lamed from the tortures inflicted on them, Patriarch Alexandrus and his deacon St. Athanasius the Great from Egypt.

The Council studied the teachings of Arius and examined them carefully. Long and heated arguments took place. A lengthy dialogue took place between the young deacon Athanasius and Arius. Athanasius explained the Orthodox faith showing how THE SON IS OF ONE ESSENCE OF THE FATHER. The Council finally confirmed that Arius had distorted the Christian faith. The Fathers of the Council, led by Athanasius, proclaimed the faith of the Church in clear terms: “We believe in ONE God, God the Father The Pantokrator, of One Essence of the Father.”

The Council of Nicaea was one of the greatest events in the history of Christianity. It has brought together for the first time the largest number of bishops who formulated the Creed of the Church, and saved it from the Arian heresy.

THE COUNCIL OF CONSTANTINOPLE

The Christian faith was again threatened by a new heresy. Mecedonius, the Patriarch of Constantinople, taught that the Holy Spirit was created. A second ecumenical Council was assembled in Constantinople, in May 381 A.D., by invitation of Emperor Theodosius the Great. One hundred and fifty bishops attended the Council. After lengthy discussions, the Council refuted the heresy of Mecedonius and completed the Creed of the Church.

“We believe in the Holy Spirit, The Lord, the Giver of life, Who Comes forth from the Father, Who spoke by the Prophets We look for the resurrection of the dead, And the life of the coming age. Amen.”

THE COUNCIL OF EPHESUS

After fifty years, Nestor, the Patriarch of Constantinople, preached that God was not born from the Virgin Mary, but she had given birth to a human being and God dwelt in him later on. He forced his teachings on the Church. His heresy reached Alexandria. The Patriarch of Alexandria, St. Cyril the Great, wrote to Nestor advising him to leave his wrong teaching. He also wrote to many bishops around the world warning them of the danger of the new heresy. Finally, a third ecumenical

Council was assembled in Ephesus in 431 to settle the matter. Two hundred bishops attended the Council. The council refuted the teaching of Nestor and declared the introduction to the Creed:

"We exult you, O Mother of the True Light; and we glorify thee O Saint Mother of God ...etc."

Conclusion:

- 1.
- 2.
- 3.

FREEDOM & DISCIPLINE

References:

Notes For Servants:

- 1.
- 2.

Objectives:

General:

Specific:

- 1.
- 2.
- 3.

Instructions:

- 1.
- 2.
- 3.

Bible Verse:

“If the Son therefore shall make you free, ye shall be free indeed.”
(John 8:36)

Lesson:

FREEDOM & DISCIPLINE

THE TWO TERMS ARE COMPLEMENTARY:

The word “freedom” has been greatly misunderstood. Many evils have been committed in the name of freedom, for freedom has been taken to mean rebellion against all restraints. In fact, true freedom and discipline are complementary. St. Paul, writing about Christian freedom, were called to freedom, brethren, only do not use your freedom as an opportunity for the flesh, but through love be servants of one another. For the whole Law is fulfilled in one word, you shall love your neighbour as yourself.” (Gal. 5 :13-15)

From these words, we learn that a Christian has been called to a life of freedom. In fact, freedom is

one of the characteristics of God, and when God created man “in His image”, He gave him the gift of freedom. Man lost this freedom when he listened to Satan and became enslaved to sin. But Our Lord Jesus Christ broke the power of sin by taking it upon Himself on the Cross. And now through union with Him, true freedom is available to us. If we sincerely repent and ask Him to take over control of our lives, He gives us freedom from the dominion of sin so that we are no longer enslaved to sin. “If the Son therefore shall make you free, ye shall be free indeed.” (John 8:36)

Every Christian who has experienced true repentance, is conscious of two natures within him: the old nature likes sin, and the new nature which hates sin. The Bible calls these two natures the “flesh” and the Spirit” or the “old man” and the “new man”. As St. Paul says in (Gal 5:17) “For the flesh lusteth against the Spirit, and the Spirit against the flesh: and these are contrary the one to the other: so that ye cannot do the things that ye would.”

The Christian attains freedom when, through the power of the Holy Spirit, his spiritual nature overcomes his sinful inclinations. This is what St. Paul meant when he said, “I am crucified with Christ: nevertheless I live; yet not I, but Christ liveth in me: and the life which I now live in the flesh I live by the faith of the Son of God, who loved me, and gave himself for me.” (Gal 2:20) He also said, “But God forbid that I should glory, save in the cross of our Lord Jesus Christ, by whom the world is crucified unto me, and I unto the world.” (Gal 6:14)

This can be applied to relationships between the sexes.

REPRESSION AND FEAR:

+ In the some circles, young people are taught to shun the opposite sex to such an extent, that they become suspicious of each other. In extreme cases, the mere sight of a person of the opposite sex becomes a threat and a danger to spiritual life. This is not freedom, but slavery. The true Christian has pure eyes, and therefore regards people of the other sex in pure light. Christ said, “if therefore thine eye be single, thy whole body shall be full of light.” (Matt 6:22)

LUST:

- The opposite is also slavery, just as it is wrong for boys and girls to regard each other with fear and suspicion, so also is it wrong for them to encourage sexual passion. Any kind of sexual union which has not been sanctified by Holy matrimony has the worst possible results, and always leads to hatred and enmity. The story of Amnon and Tamar is a typical example of what happens in such cases. After Amnon had given full reins to his passion for Tamar, the Bible says, “Then Amnon hated her exceedingly; so that the hatred wherewith he hated her was greater than the love wherewith he had loved her.” (2 Sam 13:15)

In holy matrimony, sexual union increases the love between husband and Wife, because their love is characterized by faithfulness, and by a sense of responsibility. Adultery, on the other hand, is mere slavery to the passions of the flesh, and therefore can only end in misery.

RELATIONSHIP BETWEEN BOYS AND GIRLS:

The other is a person and not a thing. If I remember this, I will not treat anyone as a tool to satisfy my own lust.

As a Christian, I must not be a stumbling-block to others. If my heart is filled with the love of Christ, I shall naturally respect my companions of the opposite sex, and I should do anything which will cause them to stumble.

CHRISTIAN RESTRAINT AND DISCIPLINE:

(Read Gal. 5:16-25)

The true Christian lives according to the Spirit, and not according to the flesh. He is conscious of the existence of his old sinful nature and, therefore, he daily yields his instinct and passions to Christ. Without the new nature which Christ gives, man finds himself a victim of sexual sins.

St. Paul says, "Flee also youthful lusts: but follow righteousness, faith, charity, peace, with them that call on the Lord out of a pure heart." (2 Tim. 2:22)

A true Christian does this, realizing, as Paul did, that "And they that are Christ's have crucified the flesh with the affections and lusts. If we live in the Spirit, let us also walk in the Spirit."
(Gal 5:24-25)

Conclusion:

- 1.
- 2.
- 3.

COMMITMENT

References:

Matthew 13:44-46

Notes For Servants:

- 1.
- 2.

Objectives:

General:

Specific:

- 1.
- 2.
- 3.

Instructions:

- 1.
- 2.
- 3.
- 4.

Bible Verse:

“For who hath known the mind of the Lord, that he may instruct him? But we have the mind of Christ.”

(1 Cor 2:16)

Lesson:

Commitment

EACH OF US SEEKS HAPPINESS

+ We all want to be happy and successful. The Lord Jesus used two parables to illustrate this quest He said, "The Kingdom of Heaven is like treasure hidden in a field, which a man found and covered up; then in his joy he goes and sells all that he has and buys that field".. "Again, the Kingdom of Heaven is like a merchant in search of fine pearls, who, on finding one pearl of great value, went and sold all that he had and bought it". (Matt. 13: 44—46). People think that happiness lies in material things. They seek for money, positions, fame and physical health. All these, however, should not be ends in themselves, but only means. Our goal is Christ as the two parables we have read show. Christ is "the treasure" and "the pearl of great value".

- The Bible says about Him, "In whom (Christ) are hid all the treasures of wisdom and

knowledge (Col. 2: 3).

- He is the source to all true happiness. If Christ lives in our hearts, we have real peace. "Since we are justified by faith, we have peace with God through our Lord Jesus Christ. Through Him we have obtained access to this grace in which we stand, and we rejoice in our hope of showing the glory of God". (Rom. 5: 1-2) Since our Saviour the Lord Jesus, is the treasure, what does the field (in which the treasure is hid) stand for? Does it not point to the Holy Bible with its Old and New Testaments? Indeed, everyone who searches for Christ in the Holy Bible finds Him. The field also stands for the Church which is the vessel of faith; and all who join its living body soon discover its Lord and Saviour in whom is all fulness.

Are we living-members of that body? Does Christ truly fill the whole of our lives? or, do we know Him only superficially valuable treasures are usually found way down in the earth. So, also the treasure of grace which is hid in Christ cannot be obtained unless we delve into the depth. Our knowledge of Christ should not be superficial. We should search the Scriptures carefully in order to find Him, and we should have deep fellowship with Him in prayer and in the Church. Once we discover Him, we are ready to leave all for His sake.

NECESSARY OBLIGATIONS

+ The treasure parable says that, "In his joy he goes and sells all that he has and buys that field". And in the parable of the pearl we read that "on finding one pearl of great value, he went and sold all that he had, and bought it". Those who discover the treasure, are ready to pay any price for it. Such zeal is the fruit of discovery. When we discover the Lord Jesus, we are extremely happy. As David says in Psalm 105:3 "Let the hearts of those who seek the Lord rejoice". And as the process of buying entails obligations so the true spiritual life necessitates complete consecration and dedication.

+ Why can we not live partly for God, and partly for the self? If the Lord Jesus is our bridegroom, the bride must devote herself completely to Him. We should live not for ourselves, but for Him who died for our sake.

+ We must "sell", or give up, unholy passions.

+ We must "sell" our sins and errors.

+ We must "sell" our pride, arrogance, and haughtiness.

+ We must "sell" our absorption in, and excessive pre-occupation with, the affairs of this life, as Mary did, thus choosing "the good portion" (Luke 10: 42).

WHAT DO WE DEDICATE?

Through prayer, we dedicate:

+ The body: "Present your bodies as a living sacrifice, holy and applicable to God, which is your spiritual worship. Do not be conformed to this world but be transformed by the renewal of your mind, that you may prove what is the will of God, what is good and acceptable and perfect". (Rom 12:1-2). In the light of the previous verses, how should we act when faced by sexual temptations?

+ The Emotions: "Let love be genuine; love one another with brotherly affection. Be aglow with the Spirit, serve the Lord". (Rom. 12:10-11). Note that the Apostle Paul experienced this kind of love. He says in (1 Cor. 2:2) "For I decided to know nothing among you except Jesus Christ and Him crucified".

If we, too, learn to see Christ in all people, we cannot help loving them. The flesh calls for lust and anger but Grace induces disinterested love.

+ The Mind: "We have the mind of Christ" (1 Cor. 2:16)

How can we overcome evil thoughts?

“whatever is true, whatever is honourable, whatever is just, whatever is pure, whatever is lovely, whatever is gracious, if there is excellence, if there is anything worthy of praise, think about these things”. (Phil. 4:8).

Through prayer and through meditation on the word of God, we acquire the mind of Christ, and learn to think His thoughts. We should also dedicate our wills, time, friendships, as well as our future to the Lord.

Conclusion:

- 1.
- 2.
- 3.

Lesson No. 16

WHAT SHALL I DO WITH MY LIFE

References:

Notes For Servants:

- 1.
- 2.

Objectives:

General:

Specific:

- 1.
- 2.
- 3.

Instructions:

- 1.
- 2.
- 3.

Bible Verse:

Lesson:

WHAT SHALL I DO WITH MY LIFE

FROM THE DIARY OF A STUDENT

- | | |
|---------|---|
| 5th May | I have started thinking about my future. What specialization should I choose for my vocation? |
| 7th May | I must choose a type of study suitable to that choice.
Shall I choose a job from which I could get a big income?
I know some of my relatives who gain much in their work. My uncle who is a merchant lives in luxury because he has great income. I am tempted to follow his pattern. |

- 10th May My uncle has become concerned only about his wealth. He spends his money on his own pleasures and has forgotten his responsibilities towards God his fellow men. For sure, money is not the most important thing in life. I do not want to be enslaved by the love of money.
- 14th May I am tempted to do a humanistic job, a job in which I can serve other people and bring them happiness. When I was sick, the doctor who treated me was very kind to me. The medical profession offers great service to humanity. I wish to become a doctor and serve the sick and help them overcome their sickness. I would not like my goal to be altered from humanly purpose to collecting money and seeking reputation.
- 23rd May What my teacher said today caught my attention, especially when he said: "Some of us dream about their future without caring for serving God through their work or profession. He reminded as of what St. Paul said : "For we are his workmanship, created in Christ Jesus unto good works, which God hath before ordained that we should walk in them." (Eph. 2 : 10)
- 25th May During supper tonight we discussed this matter. My brother John asked me: "Does every job enable me to serve God?" And my sister asked me: "Should everybody serve God?" Isn't it enough to have priests specialized for that and the rest serve humanity, science and nation?" My sister prefers to concern herself with family. She dreams of the future, to have a happy home with husband and children whom she would serve.
- 30th May My teacher visited us at home today. We had a long discussion with him. The following is the summary of what he said:

ALL ARE INVITED

We have seen the there are different kinds of gifts and talents that God has given to the members of his church. He has given these gifts to build up His Church and to bring everyone to full life in Jesus Christ.

Each one of us is given special gifts and we must use our talents. Everyone is called to use his talents in the role he has to perform in life, perhaps as a teacher, a bishop, a priest, a monk or a nun, or as a good Christian father or mother. If we put our trust in God and pray "Thy will be done" we may be able to discover what our particular gift is, and how God wants us to fulfill it.

Do you remember the .story of Mordecai whom God called to work as a guard in the king's palace? He was able by his faith and courage to serve God and overcome the evil acts which were planned against the King and against God's people. And Esther, the orphan girl, became queen and was able to perform a great role in saving the people. She was ready to sacrifice herself and her throne for serving God.

Some of us will use their gifts as special services in the world. If we have talents as artists, musicians, doctors, teachers, merchants, or nurses, we will try to develop and use them as well as we can, to the glory of God.

Others may be called by God to special services in the church, to serve His Church as bishops, priests or deacons.

But, one service, God has given to all members of His Church. He has made us all members

of His royal priesthood. He has made us the people of God. His laity or laymen and laywomen. Everyone is first ordained in Chrismation to be a layman of God, one of God's own people. As laymen, we are called to offer our service of praise and glory to God forever. We are called to live in Communion with God; as brothers and sisters in Jesus Christ. We are called to use God's gifts of the Holy Spirit in all our lives.

MODELS AND IMAGES

St. Paul mentioned in his letters to his disciple Timothy the following ways of serving God through one's vocation in life.

- + The father who cares for his family:
“But if any provide not for his own, and specially for those of his own house, he hath denied the faith, and is worse than an infidel.” (1 Tim. 5: 8)
- + The rich man who uses his wealth in good works:
“Charge them that are rich in this world, that they be not highminded, nor trust in uncertain riches, but in the living God, who giveth us richly all things to enjoy; That they do good, that they be rich in good works, ready to distribute, willing to communicate; Laying up in store for themselves a good foundation against the time to come, that they may lay hold on eternal life. (1 Tim. 6: 17-19)
- + The young man and women who preserve themselves pure:
“If a man therefore purge himself from these, he shall be a vessel unto honour, sanctified, and meet for the master's use, and prepared unto every good work.” (2 Tim. 2 :21)
- + The Bishop who is a good shepherd:
“A bishop then must be blameless, the husband of one wife, vigilant, sober, of good behaviour, given to hospitality, apt to teach.” (1 Tim. 3 :2)
- + The person who seeks the righteous life:
“But thou, O man of God, flee these things; and follow after righteousness, godliness, faith, love, patience, meekness.” (1 Tim. 6: 11)

QUESTIONS

1. What work would you like to do in your future ?
2. How will You serve God in that job you have chosen ?
3. If your job would require you to give it all your time, how then will you serve God?
4. If your job would occupy six days of the week completely, what would you prefer to do in the seventh day?
5. If you work among persons who do not know Christ, how will you serve among them?
6. How will you serve God, in your family after getting married and having children?

Conclusion:

- 1.
- 2.
- 3.

ISAIAH, PROPHET EVANGELIST

References:

Acts 2

Notes For Servants:

- 1.
- 2.

Objectives:

General:

Specific:

- 1.
- 2.
- 3.

Instructions:

- 1.
- 2.
- 3.
- 4.

Bible Verse:

“All we like sheep have gone astray; we have turned every one to his own way; and the LORD hath laid on him the iniquity of us all.”

(Isa 53:6)

Lesson:

Isaiah, Prophet Evangelist

Isaiah is one of the greatest of the Old Testament prophets living about 800 B.C. He prophesied about Christ the "awaited Messiah", His suffering and His Kingdom. Isaiah was able through prophecy to give a clear picture of the Messiah to coming generations as, though he were a contemporary of His. This is true to the degree that some of his admirers came to call his book "The Gospel of Asaiah".

A ROYAL UPBRINGING

Isaiah came from a royal family. He spent about half a century living in royal courts and participating in running the affairs of the State due to the confidence of kings in him. He called for total reform particularly when he came in close touch with the problems of the poorer classes of the people suffering from social injustice.

Isaiah witnessed the fall of the Northern Kingdom of Israel before the king of Babylon and the carrying away of its people into captivity.

HOW DID HE SEE CHRIST?

Most Wonderful of all of Isaiah's words were those of his sayings about the coming of the promised Saviour. The following are a number of pictures given by Isaiah in Prophecy:

First: The Messiah, God Incarnate

Isaiah tells us about the conception of the Messiah, the Virgin and the Birth and considered it to be the highest of all prophecies as in Is. 7, 10-16.

The prophecy was repeated clearly in Chapter 9, showing that He is the true light which shine on the world. (Is. 9:1-7).

Second: The Messiah, The Suffering Servant

The true Son of God who comes to redeem the world is pictured by Isaiah as sent by God taking the form of "The Suffering Servant" (Is. 53). This was a very new and unusual way of describing God.

- + Picturing Him as bearing the suffering of mankind. "Surely, He has borne our griefs." (Is. 53, 4).
- + Picturing Him wounded on the cross. "He was wounded for our transgressions, He was bruised for our inequities" (Is. 53, 5).
- + Picturing Him as the Lamb who bears our sins. "Like a lamb that is led to the slaughter and like a sheep that before its shearers is dumb" (Is. 53, 7).
- + Although He did not sin, yet He was numbered among sinners. "Although He had done no violence and there was no deceit in His mouth, yet He was numbered with the transgressors" (Is. 53,9 and 12).
- + Lastly, picturing Him condemned to death in place of sinners. "He poured out His soul to death ... He bore the sin of many, and made intercession for the transgressors" (Is. 53, 12).

Isaiah gives a clear cut picture of the greatness of the act of sacrifice. His (the Messiah) suffering became the means; for the salvation of mankind, a sacrifice made out of love, which converts sorrow into a fellowship of love. Thus suffering is a means to succeed in achieving the blessed goals aspired to.

Our Orthodox Church reads passages from the prophecies of Isaiah about the suffering of our Saviour during the Pascha prayers in the Holy Week, showing how those prophecies were fulfilled.

Third: The Messiah, The Everlasting

- + Picturing the son of Jesse as a wise and mighty king ruling over all nations of the world: "There shall come forth a shoot from the stump of Jesse, and the Spirit of the Lord shall rest upon Him — spirit of wisdom and understanding" (Is. 11:1).
- + His kingdom will be ruled by justice. "With righteousness, He shall judge the poor and decide with equity for the weak of the earth." (Is. 11:4).
- + Peace will reign over His Kingdom. "The wolf shall dwell with the lamb + the calf and the lion and the fatling together and a little child shall lead them." (Is. 11:6).
- + He saw men's hearts full of peace and security. "The suckling child shall play over the

hole of the asp, and the weaned child shall put his hand on the adder's den." (Is. 11: 8).

+ The knowledge of the Lord will spread holiness while the evils of society will disappear.

"They shall not hurt or destroy in all my holy maintain; for the earth shall be full of the knowledge of the Lord." (Is. 11:9).

All these descriptions apply to Christ's spiritual kingdom which He founded on earth in the hearts of believers.

Conclusion:

- 1.
- 2.
- 3.

THE COMING OF CHRIST

References:

Notes For Servants:

- 1.
- 2.

Objectives:

General:

Specific:

- 1.
- 2.
- 3.

Instructions:

- 1.
- 2.
- 3.
- 4.

Bible Verse:

“Amen. Even so, come, Lord Jesus.”

(Rev 22:20)

Lesson:

THE COMING OF CHRIST

Christ's birth resulted from God's love for us, and there is no greater love than this, for Him to personally visit us and “make Himself of no reputation, taking the form of a servant.” The value of this love increases as it is that with which He loved us, although we are sinner under the judgment of death.

The birth of Christ is a magnificent example of humility, through making Himself of no reputation, being born in a manger, of a poor mother, in a carpenter's house, and in the image of weakness whereby He escaped from Herod to Egypt.

With this humility, He disgraced the devil who made the first man fall into the sin of pride. Man

desired to become a god, and so God embarrassed him by becoming a man.

The birth of Christ was the beginning of the story of salvation.

If it was not for redemption, there would be no Incarnation. Our Lord Jesus Christ was born in order to sacrifice Himself for us; He became a slave to free us; and He became a Son of Man to make man a son of God. His birth was a declaration that the story of salvation had begun. That is why, when Simon the elder held Him in his arms, he said, *"Lord, now You are letting Your servant depart in peace, according to Your word; for my eyes have seen Your salvation."*

The birth of Christ was a raising up of man's value, through which God returned the divine **image that man was created- in His image and likeness.** His birth was a birth of leadership and fine example, with which He presented an example to us of how things should be, so that we may act as He did.

The Lord Jesus Christ was born to represent humanity. He represented us in executing all the requirements of the law, and offering complete obedience to God the Father. In fasting, the Lord represented humanity, which desired the fruit of the forbidden tree, and He resented a picture of the Son of Man, who was ascetic in eating. Likewise, He fasted for us forty days and forty nights.

In His humility, He represented the arrogant human race.

He also represented us in the baptism of repentance and in death. Although He was deserving of death, He accepted this judgment and died for man's sake, and redeemed him. He will represent us on the Last Day, where He will present the obedience of mankind to the Father, *"then the Son Himself will also be subject to Him who put a things under Him."*

The birth of Christ was the miracle of all generations. It has n happened prior to Him or after Him in all the history of mankind, that someone was born from a virgin, as it has never happened that a virgin, after she had given birth to a son, remained a virgin! It is a unique miracle which proves His Divinity.

The birth of Christ was a correction understandings.

He was not only the Redeemer, was also the Good Teacher who amazed the multitudes by His teaching. He corrected for them the principles by which they were mislead through wrong understanding or deceiving advisors.

Conclusion:

- 1.
- 2.
- 3.

THE HOLY CHRISM

Its History & Origin

References:

El-Keraza, Pop Shenouda III.
The Holy Spirit, H. H. Pope Shenouda

Notes For Servants:

- 1.
- 2.

Objectives:

General: Learn about Chrismation.

Specific:

1. Study the history of anointing.
2. Learn about the use of the holy Chrism.
3. Understand the work of the Holy Spirit in the Holy Chrism.

Instructions:

- 1.
- 2.
- 3.

Bible Verse:

**“But ye have an unction from the Holy One,
and ye know all things.”**

(I John 2:20)

Lesson:

The Constituents of the Chrism:

The Chrism is a substance, the knowledge of which requires experience. Some of the constituents of the Chrism were mentioned in the making of the oil of anointing in the Old Testament book of Exodus.

The Lord said to Moses the prophet: "Take for yourself quality spices -five hundreds shekels of liquid myrrh, half as much sweet-smelling cinnamon ... two hundred and fifty shekels of sweet-smelling cane, five hundred shekels of cassia, according to the shekel of the sanctuary, and a hin of olive oil, an ointment compounded according to the art of the perfumer It shall be a holy anointing oil ... It shall not be poured on man's flesh; nor shall you make any other like it, according

to its composition. It is holy, and it shall be holy to you. Whoever puts any of it on an outsider, shall be cut off from his people" (Exodus 30:22-33).

The kinds of such incenses have amounted to twenty-six types which were determined by the fathers, to which is added pure olive oil, as well as the ferment of the Chrism remaining from the spices which were over the body of the Lord Jesus Christ, Glory be to Him.

These spices were mentioned along with the things that Joseph of Arimathea and Nicodemus had brought. They were also mentioned in the Bible in the following lines: "And Nicodemus, who at first came to Jesus by night, also came, bringing a mixture of myrrh and aloes, about a hundred pounds. Then they took the body of Jesus, and bound it in strips of linen with the spices, as the custom of the Jews is in burying" (John 19:38-40).

The History of the Chrism:

The apostles and disciples of Christ were the first to make the Holy Chrism, as referred to in (John 2:20 and 27) after which, Saint Mark brought some of it to Egypt. It is stated in history that Saint Athanasius also made the Chrism. The making of the Chrism has continued consecutively during the ages of the popes of Alexandria, the successors of Saint Mark. This third time for making the Chrism in our era is the thirtieth time as recorded in the manuscripts in our hands. There might have been other occurrences which either were not recorded by history, or did not reach us.

The Use of the Holy Anointing:

1- *The Anointing Oil was used in anointing the house of God:* When God commanded Moses to make the anointing oil, He told him: "With it you shall anoint the tabernacle of meeting and the ark of Testimony; the table and all its utensils, the lamp stand and its utensils, and the altar of incense; the altar of burnt offering with all its utensils and the laver and its base. You shall sanctify them, that they may be most holy; whatever touches them must be holy" (Exodus 30:26-29).

Maybe the origin of the anointing oil is found in Jacob's dedication of the First house of God in history. It is narrated in the Book of Genesis that after Jacob had seen a ladder which was set up on earth with its top reaching up to heaven, and the angels of God ascending and descending on it, he said: "How awesome is this place! This is none other than the house of God, and this is the gate of heaven!" Then Jacob "took the stone that he had put at his head, set it up as a pillar, and poured oil on top of it. And he called the name of that place Bethel" (Genesis 28:10-19).

2- *The Anointing Oil was used in anointing priests, kings and prophets:* God said to Moses: "And you shall anoint Aaron and his sons, and sanctify them, that they may minister to Me as priests" (Exodus 30:30). It is also mentioned in Exodus 40:9-16 that "... you shall take the anointing oil, and anoint the tabernacle and all that is in it; and you hallow it and all its utensils, and it shall be holy. You shall anoint the altar of burnt offering and all its utensils, and sanctify the altar. The altar shall be most holy ... Then you shall bring Aaron and his sons to the door of the tabernacle of meeting and wash them with water. You shall put the holy garments of Aaron, and anoint him and sanctify him, that he may minister to Me as priest. And you shall bring his sons and clothe them with tunics. You shall anoint them, as you anointed their father, that they may minister to Me as priests; for their anointing shall surely be an everlasting priesthood throughout their generations. Thus Moses did; according to all that the Lord had commanded him, so he did.

All this consequently took place, as the Bible says: "Then Moses took the anointing oil, and anointed the tabernacle and all that was in it, and sanctified them. He sprinkled some of it on the altar seven times, anointed the altar and all its utensils ... And he poured some of the anointing oil on Aaron's head and anointed him to sanctify him" (Leviticus 8: 10,12), and "Then Moses took some of the anointing oil and some of the blood which was on the altar, and sprinkled it on Aaron, on his garments, on his sons, and on the garments of his sons with him; and he sanctified Aaron, his

garments, his sons, and the garments of his sons with him" (Leviticus 8:30).

The anointing of Aaron as High Priest was recorded in the Book of Psalms, as the Psalmist says: "Behold, how good and how pleasant it is for brethren to dwell together in unity! It is like the precious oil upon the head, running down on the beard, the beard of Aaron, running down on the edge of his garments" (Psalm 133:1 & 2).

As for the Anointing of kings, the anointing of Saul, David and Jehu can be given as examples.

The anointing of Saul is mentioned in I Samuel 10:1; "Then Samuel took a flash of oil and poured it on his head, and kissed him." As a result of this anointing, the Bible says that Saul, after he was anointed king, that "when he had turned his back to go from Samuel...God gave him another heart; ... then the Spirit of God came upon him and he prophesied ... that the people said to one another: Is Saul also among the prophets?" (1 Samuel 10:9-11).

The Spirit of God also came upon David after he was anointed king by Samuel (I Samuel 16:13). As for the anointing of Hazael and Jehu, the Lord said to the prophet Elijah: "Anoint Hazael as King over Syria. Also you shall anoint Jehu the son of Namshi as King over Israel" (I Kings 19:15 & 16).

The anointing of prophets is clear in Elijah's anointing of Elisha. The Lord said to Elijah on the same occasion: "And Elisha the son of Shaphat of Abel Meholah you shall anoint as prophet in your place (1 Kings 19:16).

The Anointing of the Lord Jesus Christ:

The Lord Jesus Christ was anointed king, priest and prophet. There is a prophecy concerning this matter in the Book of Isaiah, as the prophet says: "The Spirit of the Lord is upon me, because the Lord has anointed me to preach good things to the poor; He has sent me to heal the broken-hearted, to proclaim liberty to captives ..." (Isaiah 61:1). In the Epistle to the Hebrews, Saint Paul the apostle says about the Lord that God has anointed Him with the oil of gladness more than His companions (Hebrews 1:9). Saint Paul took the quotation regarding this anointing from Psalm 45:7. Following this quotation, it is mentioned in the Psalm that all the Lord's garments are scented with myrrh and aloes and cassia.

The name of 'Christ' might have been derived from the term 'Chrismation'. Moreover, we are called Christians' because we believe in Christ and because we have accepted His Holy Chrismation.

The Work of the Holy Spirit in Chrismation:

1- Through Chrismation, man becomes a temple of the Holy Spirit. On this, Saint Paul says: "Do you not know that you are the temple of God and that the Spirit of God dwells in you? If anyone defiles the temple of God, God will destroy him. For the temple of God is holy, which temple you are" (1 Corinthians 3:16 & 17). He also says: "Or do you not know that your body is the temple of the Holy Spirit who is in you, whom you have from God, and you are not your own?" (1 Corinthians 6:19).

2- The Holy Spirit gives man power. Concerning this power, the Lord said to His disciples: "Behold, I sent you the promise of my Father upon you; but tarry in the city of Jerusalem until you are endued with power from on high" (Luke 24:49). This power from on high is the power of the Holy Spirit. That is why He said to them: "But you shall receive power when the Holy Spirit has come upon you; and you shall be witnesses to me" (Acts 1:8).

3- The Lord explains the work of the Holy Spirit in His long speech to the disciples. This speech, which was recorded by John the Evangelist, took three chapters of his Gospel, namely, chapters 14, 15, 16. The Lord said to His disciples that the Holy Spirit will dwell in them and abide with them forever (John 14:16, 17). He told them that the Holy Spirit is the "Helper" (15:26), and that he will

"convict the world,...will guide [them] into all truth (and)...will tell (them) of things to come" (16:8,13). He also told them that the Spirit will teach them all things and bring to their remembrance all that He had said to them (14:26).

4- Saint Paul the apostle explains the gifts of the Spirit in I Corinthians 12, and the fruits of the Spirit in Galatians 5:22,23. As for the work of the Spirit in the Church and the Sacraments, and our attitude towards the Spirit, I think that one article is not enough for covering them. Nor is one article enough for talking about oil and its symbolism in the Bible.

Conclusion:

- 1.
- 2.
- 3.

TRUSTWORTHINESS

References:

El-Keraza, H. G. Bishop Thomas Bishop of Quossia and Mair.

Notes For Servants:

1. Build a relationship based on trust with your children at Sunday school.
2. Help them to respect the Church, their parents and teachers, through example.

Objectives:

General: Trusting others and gaining the trust of others.

Specific:

1. Once you betray someone, even if he is a long time friend, you will lose his trust and you will never completely get it back.
2. Parents usually have trust in their children until something bad occurs causing a loss of trust.
3. If you want to keep other people's trust in you, which you worked hard to gain, think twice before you do anything that might hurt them.

Instructions:

1. Pray before and after Sunday school.
2. Review last week's lesson.
3. Church occasion.
4. Present the lesson, add some of your own examples/stories.
5. Memorize verse with the class.

Bible Verse:

"Offer the sacrifices of righteousness, and put your trust in the LORD."

(Psalm 4:5)

Lesson:

TRUSTWORTHINESS

Can you ever trust those who have deceived you or betrayed you?

How do you recover when you have been betrayed?

Trust, psychologists point out, is made of three components: honesty, acceptance and respect.

It seems that the secret to trust is knowing when to give it and when to withhold it. You trust your friend because over many years he/she has never once done anything to make you suspicious; he/she has shared as many intimacies with you as you have with him/her.

Real trust, though, does not happen overnight. A 14 year-old boy, for example, sneaked out of the house in the middle of the night, took the family car on a joyride, and crashed it. His parents certainly do not feel that they can leave him unsupervised again even in the middle of the night.

The victims of broken trust are often too shocked, angry, and hurt to tend their wounds immediately. Even with counselling, the recovery process is painfully slow. The first thing to say to people is that "Trust is always a risk". The next thing is that the betrayed person needs to work on recovery, regardless of the behaviour of the betrayer. It is essential for betrayers to understand the depth of the pain which they have caused, and to realize that trust does not ever come back completely. There is generally, however, plenty of room for hope as long as we are realistic.

Those who succeed in rebuilding trust are people with a strong basic sense of human understanding. Much also depends upon how the betrayal was handled. When people are deeply hurt, but are told that they are overreacting, they carry that mistrust into the future. Building trust, either at the beginning of a new relationship or after trust has been violated, requires listening to the 'soft voice within', that is, the Holy Spirit Who dwells within us.

Trust the authority of your own senses; in other words, be open to others but listen to the stirring of your own heart and then be willing to risk again. The simple truth is that trust does not begin with other people; it begins with you.

Ideally, trust is learned in infancy and childhood, yet some children cannot always count on their parents, and consequently, do not develop self-esteem. Your first step to developing your ability to trust is in becoming trustworthy; your next step is to examine your relationship with God, to place your absolute trust in Him, and to forgive those who hurt you, just as God forgives you.

Trusting God, of course, does not mean that you will never be hurt. However, what it means is that you will come to believe that you deserve to trust and be trusted, and that you are a person who can make good judgments most of the time and recover from the times in which you do not. It is important to remember that trust must be held gently and given only to those who appreciate its value .

Conclusion:

1. Trust God first of all, then try to be trustworthy yourself.
2. Learn to tolerate people's weaknesses when you are hurt or betrayed.

The Authority of the Bible

References:

Notes For Servants:

- 1.
- 2.

Objectives:

General: To learn about the power of the Bible in our lives.

Specific:

1. Understand that God's peace is Great and Comforting.
2. Realize that the Bible is God's word and a key to experiencing true joy.
3. Discover that the Bible is helpful, even when dealing with everyday problems.

Instructions:

1. Pray before and after Sunday school.
2. Review last week's lesson.
3. Church occasion.
4. Present the lesson, add some of your own examples/stories.
5. Memorize verse with the class.

Bible Verse:

"Thy word is a lamp unto my feet, and a light unto my path."

(Ps 119:105)

Lesson:

The Authority of the Bible

First: Patrology

The fathers of the Church call the Holy Scriptures "the fountain of the Holy Spirit, the field of the kingdom of God, and the paradise of eternity." They consider it a paradise more important than the paradise of Adam. God Has planted it in "the souls of the believers in every part of the world." St. John Chrysostom blesses the man who drinks from this holy spring always, he receives in his soul the flood of the Holy Spirit.

According to St. Gregory, the scripture is the message of God and His revelation about Himself. Another saint says, "It is an icon of God."

Reading the Bible with reverence, openness, and repentance is a purification of the soul according to St. John Chrysostom as if it were baptism.

There is another mystery in the reading of the Bible that is mystery of the Gospel. Our Lord said, "Now ye are clean through the word which I have spoken unto you." (John 15:3)

Origin says, "Neglecting the regular reading of the Scriptures by reverence and examination is not less guilt than whoever eats the bread or drinks the cup of the Lord in an unworthy manner."

Second: The Authority of the Bible in the Church

Orthodox Church, from its beginning, has been a Biblical Church. Evangelism and the oral doctrine, given by the Apostles, side by side with the written Scripture. The basis upon which the Church has built its daily life and practices. Portions of the Bible are read in every prayer especially in the Orlogion during the day and night. It is read also in all liturgical services. The wading is usually followed sermons and a commenting on the Biblical portion which has been read. The liturgical service of the communion is always preceded by the liturgy of the Catechumen as a preparation of the Holy Sacrament.

+ In the Orthodox Church, the Bible is connected with the practices of daily life. It is present in all the life of the Church so that the congregation absorbs it from the home life and the life of the Church. On this basis, the Orthodox Church considers the tradition and the Bible complementary in everything.

To understand the Bible in its spirit, we need the tradition.

+ The Biblical power and its authority in personal behaviors; (Refer to Psalm-19:7-14.)

According to this Psalm, God's word differs from man's "Heaven and earth shall pass away, but my words shall not pass away." (Matt 24:35) The authority of the word does not affect the life of the people until they surrender their lives to God and His Will and are guided by His Holy Spirit.

"So shall my word be that goes forth from my mouth; it shall not return to me empty, but it shall accomplish that which I purpose, and prosper in the thing for which I sent it." (Is. 55:11) When the word of God fills the heart of man, it leads him to eternal life. "He who hears my word and believes Him who sent me, has eternal life; he does not come into judgement, but has passed from death to life." (John 5:24) He will then obtain the blessing of sanctity, piety, and new life. And when he surrenders himself to God, he feels the power and guidance of the word which gives him power over worldly desires and bodily lusts.

Third: the Bible and Contemporary Problems

Today the world faces desperate currents which rise from its civilized and learned centres. Existentialism, Marxism, Intellectualism, Materialism, Religious Criticism are all mental fashions of the day imposing their authority on the brains of the learned youth and separating them from God's way. The believer has to face the anxiety, recklessness, weakness of faith and the break down of the people as a sure result of neglecting the spiritual life through the word of God, its authority and promises. We should be confident that the scripture has all the remedies as it heals the illness from its roots.

Fourth: Examples of Modern Problems

Existentialism:

You can find the significance of the true freedom in the Bible. It is the freedom of right. It is to be free from oneself and not from God.

Materialism:

In the Bible, you find "But he answered and said, It is written, Man shall not live by bread alone, but by every word that proceedeth out of the mouth of God." (Matt 4:4) "Vanity of vanities is vanity and a striving after wind, and there was nothing to be gained under the sun." And that matter is unable to bring mankind to his full potential.

Gabriel Marseille, the Christian philosopher said, "Man is lost in the wheel of the material life, and has become one single cog in the machine of the material thought. He has lost his nature in the useless movement, noisy music and the opinions of the psychologist. There is no escape to man except through faith alone. No hope for the problem of solitude except through love alone, and no salvation except through Jesus alone and where the Spirit of the Lord is, there is freedom, joy and complete peace.

DIRECTIONS AND ACTIVITIES

Open the Holy Bible whenever you face modern problems and seek a spiritual solution. Look at the life through the Holy Scripture. Let not your heart be troubled for the restlessness of others, but depend upon God's faithful promises.

Enjoy God's Promises, which are revealed daily in the Bible.

When you go to the Church stand with reverence, open your heart and listen to the Gospel. Make use of God's teaching in the Holy Scripture.

"Finally, brethren, whatsoever things are true, whatsoever things are honest, whatsoever things are just, whatsoever things are pure, whatsoever things are lovely, whatsoever things are of good report; if there be any virtue, and if there be any praise, think on these things." (Phil 4:8)

Conclusion:

- 1.
- 2.
- 3.

JONAH THE PROPHET

References:

El-Keraza, H. H. Pope Shenouda.

Notes For Servants:

- 1.
- 2.

Objectives:

General:

Specific:

- 1.
- 2.
- 3.
- 4.

Instructions:

- 1.
- 2.
- 3.
- 4.
- 5.

Bible Verse:

“And we know that all things work together for good to them that love God, to them who are the called according to his purpose.”

(Romans 8:28)

Lesson:

Jonah The Prophet

1. All things work together for good:

Saint Paul the apostle said, "....all things work together for good to those who love God" (Romans 8:28); we have also learnt this from the book of Jonah. Even the things which appear to be the source of toil and affliction work together for good. The great fish that swallowed Jonah was also the reason for a great blessing. It was a safe submarine that carried Jonah and brought him near

the place of his service. This great fish was also able to teach Jonah to pray, for we find Jonah, who did not bow to God in the ship, praying inside the belly of the great fish, making vows to God, speaking faithfully, and leaving the great fish to carry out God's Will which he had previously disobeyed. Do not be afraid if you are swallowed by a great fish one day. Perhaps this great fish has been sent to you by God, Who has prepared it for your sake in order to grant you a special blessing. Therefore, remember the words of the Bible, "all things work together for good..."

Indeed, for those who love God, all things work together for them for good. All things do not work together for good for all people. Tribulations come to many people and they grumble, murmur, complain and blaspheme. However, when tribulation comes to a person who loves the Lord, he thinks: 'What is the blessing that the Lord wishes for me from behind this tribulation?' In this way, all things work together for good for him. There is a beautiful comforting verse at the beginning of the book of Genesis, at the end of the story of creation, in which the Divine Inspiration says: "Then God saw every thing that He had made, and indeed it was very good." (Genesis 1:31)

2. God's Kindness:

God was kind with the gentile mariners and accepted their prayers as He accepted thereafter the prayers of Cornelius the gentile. By His acceptance of the prayers of the non-believers, He transformed them to believers. Likewise, He was with them in the casting of lots and guided them to the right name, finally calming the sea and rescuing them.

As He was kind with the mariners, He was also kind with Nineveh. At the mere repentance of this sinful city that deserved destruction, "God repented from the disaster that He had said He would bring upon them, and He did not do it." (3:10) He forgot all of its old sins and it became before Him as white as snow, until Jonah was angry with God's kindness. The Lord treated Jonah with the same kindness with which he was angry. There is no doubt that God was kind with Jonah, who disobeyed His orders, escaped from Him, not giving importance to the salvation of 12,000 people and became rightly angry, even to death (4:9).

3. God always works and succeeds in His work:

Do not think that God's rest on the seventh day means that He stopped work, for the Lord Jesus Christ says, "My Father has been working until now, and I have been working." (John 5:17).

In the book of Jonah we find that God worked for the sake of three purposes: the salvation of the people of Nineveh, the salvation of the mariners and the salvation of Jonah himself. God placed before Him a map of the place: here is Jonah, here is the sea and the ship, here is the great fish, here is the worm, here is the sun. He then gave His orders as a wise leader. "Move, great fish; you will find a ship between Joppa and Tarshish, stop there, open your mouth and be ready. Arise, sea and waves, strike the ship until it nearly overturns. Arise worm and eat the plant, and you, vehement east wind, become inflamed with the sun's heat and strike the head of Jonah." All of these devices worked for the sake of the action of salvation and God was successful in His work despite all the human obstacles. He was able to save everyone with His love and wisdom.

Conclusion:

- 1.
- 2.
- 3.

The Poor And The Needy

References:

Notes For Servants:

- 1.
- 2.

Objectives:

General:

Specific:

- 1.
- 2.
- 3.
- 4.

Instructions:

- 1.
- 2.
- 3.
- 4.

Bible Verse:

**“If a brother or sister be naked, and destitute of daily food,
And one of you say unto them, Depart in peace, be ye warmed and filled;
notwithstanding ye give them not those things which are needful to the body;
what doth it profit?
Even so faith, if it hath not works, is dead, being alone.”
(James 2:15-17)**

Lesson:

The Poor And The Needy

HOW GREAT ARE THE POOR?

One day, a good Christian saw a vision. The Lord Jesus appeared to him and talked with him. During this conversation, a poor man knocked at the door. The man excused himself from Jesus in order to go and see to the poor man's needs. When he returned after he had helped the poor, he started to apologize to his Lord. The Lord replied: You are blessed, beloved, because if you would

not have left me to help the poor, I would have left you for his sake.”

Thus no one knows the value of the poor and the needy except he who has the Lord Jesus Christ's heart. Glory be to Him who emptied Himself and took upon Him the form of a servant for our sake to free us from sin's slavery. He appeared as a poor and needy man to enrich our souls with His righteousness and the gifts of His Holy Spirit. Thus the poor and the needy free us from the material slavery and the selfishness of our old nature.

AMOS AND JAMES TEACH ON HELPING THE NEEDY

In the Old Testament, we find Amos shouting at the people rebuking injustice and the eating up of the money of the poor and weak. “Hear this, O ye that swallow up the needy, even to make the poor of the land to fail, Saying, When will the new moon be gone, that we may sell corn? and the sabbath, that we may set forth wheat, making the ephah small, and the shekel great, and falsifying the balances by deceit? That we may buy the poor for silver, and the needy for a pair of shoes; yea, and sell the refuse of the wheat? (Amos 8:4-6)

And in the New Testament, we read in the Epistle of James “Pure religion and undefiled before God and the Father is this, To visit the fatherless and widows in their affliction, and to keep himself unspotted from the world.” (James 1:27)

“If a brother or sister be naked, and destitute of daily food, And one of you say unto them, Depart in peace, be ye warmed and filled; notwithstanding ye give them not those things which are needful to the body; what doth it profit? Even so faith, if it hath not works, is dead, being alone.” (James 2:15-17)

BISHOPS SERVE THE POOR

The Church history relates to Anba Sarabamon, the bishop of Menoufia, Egypt in the 19th century, that he used to walk disguised at night carrying a heavy bag containing provisions for the poor. One day, a man saw him and thought that he was a thief. The man followed him until he saw him standing at a door and knocking. When the door was opened, he gave the bag without uttering one word and then returned from where he had come. The man came forward and caught him and knew who he was. He used to carry flour and wheat by himself to the families that were ashamed to ask for charity.

It was said about Anba Sarabion, the monk, that he went to Alexandria where he found a poor man naked in the market. He stood thinking within himself, How is it that I am wearing a robe while this poor man is naked truly this is Christ and the cold hurts him. then he sprang up with a courageous heart and gave it to that poor man, then he sat naked, holding the Bible in his hand. A rich man passed by him and asked: “Anba Sarabion, who stripped you from your clothes?” So he pointed at the Bible and said: “This made me naked.” After the rich man had dressed him up. Anba Sarabion left the place and found a man who was in debt, and who had been arrested by the creditor. As he did not have anything to pay off the debt for the poor man, he sold his Bible and paid its price to the creditor. His disciple asked him : “Father, where is your Bible with which We were comforted?” So he told him I sold it for it used to tell me every day “sell all that is yours and give it to the poor”.

WHY WE CARE FOR THE POOR?

+ The Lord Jesus recommended the poor to us when He said: “As you did it to ~ne of the least of these my brethren, you did it to me.” He also said about the day of judgment “For I was hungry and you gave me food. I was thirsty and you gave me drink. I was stranger and you welcomed me. I was naked and you clothed me. I was sick and you visited me. I was in prison and you came to me.” Then the righteous will answer him “Lord, when did we see thee hungry and feed Thee” and the King will answer them: “Truly, as you did it to one of the least of these my brethren, you did it to me.”

+ Giving is one of the gifts of the Holy Spirit, and it is a proof that we have acquired brotherly love. The Apostle says “Rejoice with those who rejoice, weep with those who weep.

It is a proof of our living membership in the body of Christ. “And whether one member suffer, all the members suffer with it; or one member be honoured, all the members rejoice with it.”

(1 Cor 12:26)

And the Apostle requested three things from us unity in general, that there may be no discord, and to have the same care for one another.

St. Augustine spoke about the spiritual and social co-operation between the believers. He said that when the deer wander in the pastures and when they rise up to reach another part of the earth, they support the weight of their heads on each other so that the first deer leads and the rest follow her, and every one leans its head upon the one in front of it, and the next leans its head upon the one before it, and’ so on to the end of the herd. And when the leading deer that bears the weight of all the heads tires out, it goes to the back and rests by leaning its head on the one in front of it just a~ the others are doing, and so on, each one in its turn... For such partnership the Apostle addresses us saying: “Bear ye one another's burdens, and so fulfil the law of Christ.” (Gal 6:2)

Conclusion:

- 1.
- 2.
- 3.

War And Disarmament

References:

James 4:1.

Notes For Servants:

- 1.
- 2.

Objectives:

General:

Specific:

- 1.
- 2.
- 3.
- 4.

Instructions:

- 1.
- 2.
- 3.
- 4.

Bible Verse:

"And he shall judge among the nations and shall rebuke many people ; and they shall beat their swords into plowshares, and their spears into pruning hooks; nation shall not lift up sword against nation, neither shall they learn war any more". (Isaiah 2 :4)

Lesson:

WAR AND DISARMAMENT

WAR IS AN OLD HUMAN SICKNESS

Among the results of the corruption that inflicted human nature because of the first sin are wars, divisions, disputes and killing. The first war that man knew was that of Cain murdering his brother Abel. The circle widened until we find Abraham fighting Chedorlaomer, and going to rescue Lot, his nephew, who was taken captive. All along human history the blood shed in wars has stained the pages of books and marred man's deeds. There is almost no period of history that is free from wars and disputes.

THE REASONS OF WAR

The first basic reason for wars is the corruption of human nature, and the desire for dominion, greediness and pride. (Read James 4:1-3) Fighting is not only an individual attitude, it is also a national and social predicament. Just as individuals dispute over inheritance and trading, likewise countries dispute over boundaries, commercial centres, strategic sites, influential zones and sources of riches. Man's exploitation of his fellow brother and exploitation of great countries to the smaller ones have taken many forms, such as the following:

1. **Military Oppression**, in which one country occupies another country or strategic position with the purpose of bringing it under its military authority.
2. **Political Oppression**, in which a great country takes advantage of the political conditions of a small one and dominates over it through alliances, pacts or citizens aligned with the oppressors.
3. **Cultural oppression**, in which a great country monopolizes the means of communication of another country in order to spread its own civilization, culture and language, ignoring the national civilization, culture and language of the smaller country.
4. **Economical Oppression**, in which a great country monopolizes the sources of riches, and controls over the revenues and economy of the small countries and absorbs their abundance and leaves their people in misery and poverty.

EVILS OF WARS

1. Wars result in the destruction and ruining of cities, the killing of young people, and the breaking down of civilization in many countries. The atomic war threatens the future of mankind all-over the world.

2. During the wars, the members of the fighting countries are shaken with anxiety and tension. In fact, the nerves of the people in the whole world are also injured by wars.
3. The wars result in the spread of moral corruption because of disputes, decrease of men, the large number of vagabond, breaking down of homes and families.

WHY DOES GOD PERMIT THE WARS?

* God does not want man to fight his fellow brother because He has created men in unity, so that they may all be one like the Holy Trinity that exists in the fellowship of love.

* But sin has torn the unity between man and God, and between man and his fellow-man. The Apostle James examines the causes for wars: "What causes wars, and what causes fighting among you? Is it not your passions that are at war in your members? You desire and do not have; so you kill. And you covet and cannot obtain; so you wage war. You do not have because you do not ask. You ask, and do not receive, because you ask wrongly, to spend it on your passions". (James 4:1-3).

* When the Lord Jesus came down to earth, He came to make peace and reconciliation. He asked the believers to love one another, -and to forgive everyone his brothers' transgression and not to get angry with one's brother and not to tell him "fool" that he might not be worthy of judgement. But the Lord Jesus knows that the spiritual believers alone obey His teachings while the world is unable to accept what He says. And because of this, the wars and disputes will continue since man lives under the law of sin. And the mystery of iniquity is working in the world now, and in this respect the Lord said: "And ye shall hear of wars and rumours of wars; see that ye be not troubled; for all these things must come to pass". (Matt. 24: 6).

THE CHURCH, MAKER OF PEACE

- First, it is not possible for the Church to make a fight in the name of a holy war. The idea of the crusades is alien to the Church's spirit and conscience, because the Church calls for peace, and her head is the Prince of Peace. How could she make divisions while she is the vessel of faith and the domain of peace and rejoicing?

- It is not for the Church to mingle with political parties and politics, but must face the aggression and the oppression because of which wars and revolutions occur. The Church should always be the harbour of peace for every person, and the voice of truth and the anchor of hope for all humanity. The Church struggles to prevent wars by prayers, intercessions and supplications. She tries to influence the governments by calling for peace.

- The Church does not prevent her children from laying down their lives for the sake of their country because she is existing on the earth and in history. One of her responsibilities is to develop the spirit of patriotism in her children that they might defend their countries from the danger of every attack.

- War is the sin of countries and authorities, and not the sin of the fighting soldiers, and the one who has caused it is the only to bear its consequences and whatever results from it, as the Lord says: "It must needs be that offences come; but woe to that man by whom the offence cometh". Therefore every Christian's heart should feel secure when drafted in the army; he is not responsible for the killing and destruction that takes place in the war. The believer is a citizen who has to obey the authorities and the rulers according to the Apostle's command.

- The Church does not consider those who die in the war martyrs of faith, but martyrs for their country ; history glorifies them but heaven rewards them according to their own faith and deeds.

THE CHURCH'S DUTY DURING WAR

- To care for the orphans and widows, for the refugees and for the homeless who have become helpless because of the war and to provide for their spiritual and material needs.

- To care for the wounded and visit them in the hospitals and pray for them.

- To encourage the sad hearts and to preach patience, thankfulness and forbearance.

- To pray God that peace may reign over the world and the nations, and to remove wars and their afflictions.

DISARMAMENT

Great efforts are being exerted in making plans for disarmament, in order that humanity may avoid the affections and distresses of wars, and here is the prophetic voice calling: "They shall beat their swords into plowshares, and their spears into pruning hooks, nation shall not lift up sword against nation, neither shall they learn war any more". (Is. 2 : 4) and (Mic. 4: 3-4). This will lead us into the kingdom of God, and finally into the heavenly Jerusalem, the city of peace and the site from which sadness and sighing have fled, and where God wipes away all tears from our eyes ; and there shall be no more death neither sorrow nor crying, neither shall there be any more pain ; for the former things are passed away. And he that sat upon the throne said "Behold, I make all things new". (Rev. 21:4-5).

QUESTIONS

1. What are the reasons for wars ?
2. What are the evils caused by wars ?
3. Why does God permit wars to take place ?
4. What is the Church's responsibility towards war ?
5. What is your duty concerning compulsory military service ?
6. What should the Church do during war times?
7. What is your opinion as regards disarmament ?

ACTIVITIES

1. Analyse some newspaper accounts of war relating them to the scriptures.
2. Patronize some families who have lost some one in the war.
3. Arrange special prayers for peace in your country.

Conclusion:

- 1.
- 2.
- 3.

"And he shall judge among the nations and shall rebuke many people ; and they shall beat their swords into plowshares, and their spears into pruning hooks; nation shall not lift up sword against nation, neither shall they learn war any more". (Isaiah 2 :4)

WHY DO WE FAST

References:

Topic for Christian Youth.

Notes For Servants:

- 1.
- 2.

Objectives:

General:

Specific:

- 1.
- 2.
- 3.

Instructions:

- 1.
- 2.
- 3.

Bible Verse:

"This kind can come forth by nothing, but by prayer and fasting."

(Mark 9:29)

Lesson:

Why do we fast?

It is very important question, and we ask same question many times. We try to take a look on what the Bible say about this.

1- Fasting as a help for repentance:

1 Sam 7:6

6And they gathered together to Mizpeh, and drew water, and poured it out before the LORD, and fasted on that day, and said there, We have sinned against the LORD. And Samuel judged the children of Israel in Mizpeh.

Neh 9:1-2

9:1Now in the twenty and fourth day of this month the children of Israel were assembled with fasting, and with sackclothes, and earth upon them.

2And the seed of Israel separated themselves from all strangers, and stood and confessed their sins, and the iniquities of their fathers.

The Story of Ninevah

2- Fasting improve you relationship with God (prayer):

Dan 9:3

3And I set my face unto the Lord God, to seek by prayer and supplication, with fasting, and sackcloth, and ashes:

3- Observed on occasions of public calamities:

People Morn King Saul

2 Sam 1:12

12And they mourned, and wept, and fasted until even, for Saul, and for Jonathan his son, and for the people of the LORD, and for the house of Israel; because they were fallen by the sword.

As we morn our martyrs in Egypt and around the world.

4- Afflictions

Ps 35:13

13But as for me, when they were sick, my clothing was sackcloth: I humbled my soul with fasting; and my prayer returned into mine own bosom.

Dan 6:18

18Then the king went to his palace, and passed the night fasting: neither were instruments of musick brought before him: and his sleep went from him.

2 Sam 12:16

16David therefore besought God for the child; and David fasted, and went in, and lay all night upon the earth.

5- Approaching danger:

Est 4:16

16Go, gather together all the Jews that are present in Shushan, and fast ye for me, and neither eat nor drink three days, night or day: I also and my maidens will fast likewise; and so will I go in unto the king, which is not according to the law: and if I perish, I perish.

6- Ordination of ministers:

Acts 13:3

3And when they had fasted and prayed, and laid their hands on them, they sent them away.

Acts 14:23

23And when they had ordained them elders in every church, and had prayed with fasting, they commended them to the Lord, on whom they believed.

7- Preparing for a new service:

Matt 4:1

4:1Then was Jesus led up of the Spirit into the wilderness to be tempted of the devil.

OUR BODIES FOR THE LORD

References:

2 Corinthians 11:2

Notes For Servants:

- 1.
- 2.

Objectives:

General:

Specific:

- 1.
- 2.
- 3.
- 3.

Instructions:

- 1.
- 2.
- 3.
- 4.
- 5.

Bible Verse:

“For I am jealous over you with godly jealousy: for I have espoused you to one husband, that I may present you as a chaste virgin to Christ..”

(2 Cor 11:2)

Lesson:

Our Bodies for the Lord

WHY GOD CREATED THE BODY?

God created the body in order to distinguish man from the angels on the one hand, and from the animals on the other hand, The angels are pure spirit, and the animals are pure flesh. Man is both spirit and flesh.

The Spirit and the Flesh interact. Each effects the other. Thus when we keep our body pure. Our inward life is more healthy.

THE BODY IS THE TEMPLE OF THE HOLY SPIRIT

The body plays an important role in the life of man. We should remember that Christ Himself became man, and had a human body.

St. Paul says, "Do you not know that your body is a temple of the Holy Spirit within you, which you have from God? you are not your own; you were bought with a price. So glorify God in your body". (1 Cor. 6:19-20). And in another place, he says, "Do you not know that your bodies are members of Christ? Shall I therefore take the members of Christ and make them members of a prostitute? Never !" (1 Cor. 6:15). St. Paul does not use these words metaphorically, but literally, as we also learn from Ephesians 5:30.

The Lord Jesus Himself said that He is the Vine and we are the branches (John 15: 1-2). The branches are part of the Vine.

THE CHRISTIAN'S ATTITUDE TOWARD HIS/HER BODY

The members of the body are all equal, since each of them is part of the temple of the Holy Spirit. There cannot be "pure" members and "impure" ones. In this first letter to the Corinthians, St. Paul carefully explained this. He said, "The parts of the body which seem to be weaker are indispensable, and those parts of the body which we think less honourable we invest with the greater honour; and our unpresentable parts are treated with greater modesty, which our more presentable parts do not require. God has so adjusted the body, giving the greater honour to the inferior parts that there may be no discord in the body" (1 Cor. 12:22-24).

Clement of Alexandria says, "We should not be ashamed of those members of our body which God was not ashamed to create".

THE BODY HELPS US TO FULFIL GOD'S PURPOSES

In his letter to the Romans, St. Paul tells them, "I appeal to you, brethren, by the mercies of God, to present your bodies as a living sacrifice, holy and acceptable to God, which is your spiritual worship. Do not be conformed to this world but be transformed by the renewal of your mind, that you may prove what is the will of God, what is good and acceptable and perfect" (Rom. 12:1-2).

The body was not given to us that we may live in selfish, lust, but that we may employ it in the service of others. In this way, we fulfil God's will. If we are too lazy or too selfish to help others, our position is like that of the wicked servant who hid his talent. If we look around us, we find endless opportunities for service. We could help our younger brothers and sisters in their studies. We could say a soothing word to an unhappy person, or talk about Christ with someone who has not experienced His love, or help someone who is poorer than we are. In this way God's holy name is glorified.

The saints whose biographies we read all regarded themselves as hands and feet which carry out God's purposes in the world.

DO NOT BE CONFORMED TO THIS WORLD

The Christian who sincerely loves his Lord always seeks to be transformed by the renewal of his mind. This is achieved through studying God's word and through honest self-examination in the light of His word. Such a person tries to be alone with God in prayer at least once every day. He asks God to reveal to him anything wrong in his life, and the moment he discovers something wrong, he confesses it with sincere repentance. Daily renewal of the mind leads to an increasingly fellowship with God.

Are we conformed to this world, or have we experienced that change of heart which incites us to such daily renewal? Christians should not dishonour their body, in wearing indecent clothes they would be dishonouring the Temple of the Holy Spirit. As Christ turned out the buyers and sellers who dishonoured the temple of God, so also will he reject all what dishonour the Temple of the Holy Spirit.

EUCHARIST IN OUR DAILY LIFE

References:

John 6:56

Notes For Servants:

- 1.
- 2.

Objectives:

General:

Specific:

- 1.
- 2.
- 3.
- 3.

Instructions:

- 1.
- 2.
- 3.
- 4.
- 5.

Bible Verse:

“He that eateth my flesh, and drinketh my blood, dwelleth in me, and I in him.”

(Jn 6:56)

Lesson:

Eucharist in Our Daily Life

OUR NEW LIFE IN THE WORLD

Our return from the *Feast of the Kingdom* into the life of this world, to our homes, our family life, our friends and neighbours is one of the most important parts of the Eucharist. Something happened to us while we are in the Church. We saw and tasted and felt something different. We saw a vision of God's kingdom; we became a part of God's love and life when we received His food of new life. Perhaps, we even began to look at our world in a different way. Perhaps we began to see it as a wonderful gift of His love. But now, as we return, we must tell others of our experiences. We must help other people to understand

what it means to live a new life in Jesus Christ.

This Liturgical prayer makes you feel that participation in the Eucharist means living the life of the risen Christ

"Thou hast purified us, Thou wilt unite us into Thyself, through our Communion of Thy heavenly Sacraments. Grant us, O Lord, a mind and a power of understanding that we may flee for ever from every evil. And give to do Thy will at all times, proclaiming Thy glory everywhere."

As we leave the Church we carry with us the blessing and peace and strength of Jesus Christ. We go back to our daily lives as witnesses of His glory. The work of our Lord Jesus in the world now continues through us. We are now the Body of Christ. We have the gift of new life. Through us, the world itself can be made new, as long as we live in Jesus Christ. Read carefully the prayer of Jesus to His Father:

"As Thou didst send me into the world, So I have sent them into the world. And for their sake I consecrate myself, that they also may be consecrated in truth" (John 17 :18, 19)

JOY IN GOD

The fruit of the Eucharist is the real internal joy; the believers in the time of the apostles, used to be filled with joy and with the Holy Spirit because they regularly attend the prayer and communion and teachings together. And this joy is clearly noticed on their faces as a sign of internal peace throughout their daily life.

KEEPING THE TESTAMENT

In the holy liturgy, the priest repeats the words of Jesus to His disciples: "This is my Body, ... this is my Blood, of the New Testament. Each time you eat of this bread and drink of this cup, you proclaim my death and confess my resurrection and remember me til I come". The real believer has to keep this Testament which he has taken in Church.

- * The contentious proclamation in the name of Jesus Christ whether by serving others or by our calm reputation makes the sacrament abide in us.

- * And our confession of His resurrection gives us strength to overcome every bodily anxiety and desire.

- * And the anxious awaiting of Christ, whether in His coming or our going to Him, are all proofs of the effect of the Holy Liturgy on us. And so it is, whenever we partake of the Lord's table.

PRAYER OF THE FINAL BENEDICTION

The priest says this prayer after the communion so that the effect of the sacrament goes on throughout our daily life.

"Abide in them, walk among them, raise their hearts from every dirty thought, and help them in every good work. Grant them your love: for the eternal life. O Lord save Thy people, lead them forever, by the power of Thy life-giving Cross."

Lesson 28

THE PARABLE OF THE TEN VIRGINS

References:

Matthew 25:1-13.

Notes For Servants:

- 1.
- 2.

Objectives:

General:

Specific:

- 1.
- 2.
- 3.
- 4.

Instructions:

- 1.
- 2.
- 3.
- 4.
- 5.

Bible Verse:

“Watch therefore, for ye know neither the day nor the hour wherein the Son of man
cometh.”

(Matthew 25:13)

Lesson:

See Attached Sheets.

The Parable of The Ten Virgins

An alarm sounds in the station. Within seconds, the huge fire engines roar down the street, their sirens screaming. In a matter of minutes they reach their destination, and the fire-fighters jump to their task. A person's life may be at stake, and every moment is precious. Curious people watch the firefighters at work, saving lives and property. They admire the fire-fighters' skill and courage. And they marvel at the speed with which they reached the scene of the blaze. How do they do it?

Fire-fighters spend many long, hard hours preparing for an alarm. They must always be ready for action, because no-one knows when an emergency will arise and a person's life will be threatened. Even a few seconds of lost time can mean the difference between life and death.

In the parable of the ten virgins, Jesus is telling us how important it is for us to be ready to meet God when we die. No person can predict when he or she will die, just as the girls could not predict the coming of the bridegroom, and fire-fighters cannot predict an alarm. All we know is that God calls us to be with Him when He decides we are ready to begin this new life.

Because we do not know when God will call us, we must always be prepared for this meeting with Him. We must not be like the five foolish maidens who were not ready for the bridegroom's arrival, and who were locked out of the wedding feast. Rather, we should be like the five wise maidens who brought oil with their lamps and who were invited into the feast. When God calls us, it will be too late to prepare ourselves to greet Him. We must be ready beforehand.

How do we prepare ourselves? By following the commandments Jesus gave us.

- We must love God with our whole heart, mind, and soul.
- We must love and care for other people.
- We must try to choose good and avoid evil.
- We must prepare ourselves for heaven now, today.

We cannot wait until later, nor can we depend upon others to make us ready to meet God. When the five foolish maidens tried to borrow oil for their lamps, their wise companions refused because there was not enough to lend. We alone are responsible for our souls. When we meet God, we will not be judged for what others have done for us, or by how much they have prayed for us. We will be judged for what we have done- how we have shown our love for God and other people through our actions. We must live with Jesus at the centre of our lives. Then, when we are called by God to be with Him, we will be well-prepared for the heavenly feast.

Conclusion:

- 1.
- 2.
- 3.

“Watch therefore, for ye know neither the day nor the hour wherein the Son of man cometh.”
(Matthew 25:13)

THE FINAL SORTING OUT

References:

Matthew 13:24-30

Notes For Servants:

- 1.
- 2.

Objectives:

General:

Specific:

- 1.
- 2.
- 3.

Instructions:

- 1.
- 2.
- 3.
- 4.
- 5.

Bible Verse:

“Neither shall they say, Lo here! or, lo there! for, behold, the kingdom of God is within you.”
(Luke 17:21)

Lesson:

See Attached Sheets.

The Final Sorting Out

We often ask ourselves, "How did evil come into the world? Why are there evil people? What is our position in relation to sinners? Should we resist them? Should we try to annihilate them?"

Christ answered these questions in a parable about the Kingdom of God. He said, "The Kingdom of Heaven may be compared to a man who sowed good seed in his field; but while men were sleeping, his enemy came and sowed weeds among the wheat, and, went away. So when the plants came up and bore grain, then the weeds appeared also. And the servants of the householder came and said to him? "stir did you not sow good seed in your field? How then has it weeds ? "He said to them, "An enemy has done this". The servants said to him, "Then, do you want us to go and gather them?", but He said! "No, lest in gathering the weeds you root up the wheat along with them. Let them both grow together until the harvest; and at harvest time I will tell the reapers, "Gather the weeds first and bind them in bundles to be burned, but gather the wheat into my barn". (Matthew 13:24-30).

HOW EVIL CAME INTO THE WORLD?

God did not create evil. He created man perfect, and put him in paradise. But Satan, who was jealous of man, tempted man to rebel against God. Sin ES separation from God and rebellion against Him. When man yielded to the temptation of Satan, evil entered this world. That is why in the Divine Liturgy the Church says that sin entered the world by the envy of Satan, when man yielded to his temptation.

In the parable, the enemy is Satan. The man who sowed good seed is our Lord who died for us and rose again. The world is His field, and the good plants are the children of the Kingdom who bear good fruit to the glory of God. As for the weeds, they are the children of the devil. They try to harm the children of the Kingdom.

The annihilation of evil would cause the destruction, not only of evil-doers, but of righteous people as well. Moreover, God, in His mercy, wants to give a chance to everyone to repent. He does not want to force people to be righteous. Those who choose to remain in rebellion against Him, will be judged and punished at the end.

Thus God has given us the freedom to choose our own destiny. We can choose to be wheat and enjoy eternal life, or we can choose to be weeds and suffer eternal damnation.

OUR ATTITUDE TO EVIL-DOERS

Evil grieves God's children just as it grieves God. "It is inevitable that temptation comes, but woe to the man by whom the temptation comes!" (Matthew 18:7). Even within the Church itself there are both the evil and the righteous, the hypocrite and the sincere. Our duty is both to guard ourselves from evil, and to do our best to prevent it from spreading.

We should not, however, hate evil-doers and seek to destroy them, like the sons of Zebedee who wanted "... to bid fire come down from heaven and consume them" (Luke 9:34). The Son of Man came to save, not to destroy. He is very patient now, but when He comes again, the whole world will be judged. (Rev. 20: 12 13). Then everyone will have to give an account of himself. All those who have rejected Christ will be punished, and all their evil thoughts, teachings, and works will be burnt. On the other hand, all who have accepted Christ and lived in obedience to Him will be glorified with Him.

Let us pray, as David did, saying (Ps. 26: 8—9). "Oh Lord, I love the habitation of Thy house, and the place where Thy glory dwells. Sweep me not away with sinners.

WHAT IS HELL?

Hell is not the horrible revenge of an angry deity. It is the natural consequence of separation from God. There can be no real happiness away from God. There can be only suffering and misery. Those who reject the Lord will have no reason to complain on the Day of Judgement, since they have chosen their own destiny.

WHAT IS THE KINGDOM OF HEAVEN

The Kingdom of Heaven is not only the future glory which awaits the righteous, it is also the kingdom in which we can live while we are still in this world. It is in the hearts of all who have experienced true repentance and who are living in obedience to Christ.

The Lord Jesus says, "Behold the Kingdom of God is within you" (Luke 17:21).

St. Paul speaking of the righteous, says, "But our commonwealth is in Heaven, and from it we expect a Saviour, the Lord Jesus Christ, who will change our lowly body to be like His glorious body". St. John, writing on the same subject, says, "Behold, we are God's children now; it does not yet appear what we shall be, but we know that when He appears we shall be like Him" (1 John 3 :2).

Saint Macarius the elder say, "At the resurrection of the righteous, the glory of the Holy Spirit within them, will shine forth. At present, this glory is inward; but On that day it will also be outward and visible, for the bodies of the saints will shine with effulgence and light".

St. John Chrysostom says that the martyrs who died for Christ's sake will have a glorious resurrection and that they will live in everlasting peace and happiness.

Conclusion:

- 1.
- 2.
- 3.

“Neither shall they say, Lo here! or, lo there! for, behold, the kingdom of God is within you.”
(Luke 17:21)

THE APOCALYPSE RITE

References:

El-Keraza, H. G. Bishop Thomas Bishop of Quossia and Mair.

Notes For Servants:

- 1.
- 2.

Objectives:

General:

Specific:

- 1.
- 2.
- 3.

Instructions:

- 1.
- 2.
- 3.
- 4.
- 5.

Bible Verse:

“Offer the sacrifices of righteousness, and put your trust in the LORD.”

(Psalm 4:5)

Lesson:

See Attached Sheets.

The Apocalypse Rite

After the conclusion of the beautifully-solemn Good Friday rite, the priests and congregation meet once again in the church on Friday evening for a prayerful vigil which lasts all night, and concludes with a liturgy at the dawn of Bright Saturday.

Whoever asks about eternity and everlasting life finds the answers in this night, during which the Church truly ascends to heaven, with all its beauty. The hours of the night pass by as if one is in a beautiful dream, and its rite is full of symbolism, making one truly live the heavenly, angelic life as a departure from death to life.

This night is the border between sorrow and joy, through which one passes from the sorrow of Passion Week, to the joy of the Resurrection. The hymns are changed from the sad tune to a joyous tune, so that half of the hymn is said sorrowfully, and the other half joyfully.

The night is divided up into three sections:

1. Apocryphal Readings

These are a series of selected readings from the Old Testament and the Apocryphal books, and they are:

- The praise of Moses the prophet (the first hoas) and the passing over of the Red Sea (from death to life).
- The prayer of Hannah, the mother of Samuel the prophet (1 Samuel 2:1-11)
- The prayer of Habakkuk the prophet (3:2-19) "He lifts me above to victory through His praise."
- The prayer of Jonah the prophet (2:2-10) who was transferred from the belly of the fish (death) to life.
- The prayer of Hezekiah the prophet and king of Judah, when he fell sick and rose from his illness (Isaiah 38:10-20). The Lord God heard him and gave him an extra fifteen years after the appointed time of his death.
- The prayer of the three holy young men in the furnace. They were transferred from death to life, for Christ was with them (in death)
- The story of Susanna the virgin, who was judged, and was then saved from death.

2. Joyous Saturday Hymns and Praises

The hymns are accompanied by a number of processions. The priests and deacons, with lit candles, icons and crosses in their hands, perform a procession around the altar and church in joy and happiness, and thus the Church takes us to the joyous resurrection.

3. Revelation

The vigil, which is followed by the liturgy, is then concluded at the dawn of Saturday with the reading of the Revelation. The priests, deacons and the whole congregation stand amongst the seven oil flints which resemble:

- the seven spirits before His throne (Rev 1:4),
- the seven lamps of burning fire (Rev 4:5),
- the seven angels standing before God,
- the seven lamp stands of gold (Rev 1:12), and
- the seven stars in His right hand (Rev 1:16).

The seven stars are angels (bishops) of the churches, and the seven lamp stands are the seven churches (Rev 1:20).

Thus, we travel with this marvellous book which reveals the secrets which await us after our resurrection.

It is a night of personal involvement, and no one can give you the understandings of this night except yourself, by personally being involved, and by living in its readings, hymns and beautiful rite.

Conclusion:

- 1.
- 2.
- 3.

“Offer the sacrifices of righteousness, and put your trust in the LORD.”

(Psalm 4:5)

THE RESURRECTION

References:

El-Keraza,

Notes For Servants:

- 1.
- 2.

Objectives:

General:

Specific:

- 1.
- 2.
- 3.
- 4.

Instructions:

- 1.
- 2.
- 3.
- 4.
- 5.

Bible Verse:

“Be not affrighted: Ye seek Jesus of Nazareth, which was crucified: he is risen; he is not here: behold the place where they laid him.”

(Mark 16:6)

Lesson:

See Attached Sheets.

THE RESURRECTION

A) The Witnesses

The accounts of the Resurrection which the four evangelists give us were written in the second part of the first century, that is between the years 50 and 100 A. D. Thus they are the work of the same generation which had witnessed the event, the generation of the apostles and their immediate followers. They bear witness to the beliefs held by the Christian community at Jerusalem from the very beginning of its existence.

The spirit in which the Gospels were written is well illustrated by Luke himself, who in his prologue writes, "Inasmuch as many have undertaken to compile a narrative of the things which have been accomplished among us, just as they were delivered to us by those who from the beginning were eyewitnesses and ministers of the word, it seemed good to me also, having followed all things closely for some time past, to write an orderly account for you" (Lk 1:1-3).

Like all sincere and authentic witnesses, the evangelists and St Paul give us accounts of the Resurrection which confirm each other but still differ in a number of details. Each one has a personal point of view. Each one, inspired by the Holy Spirit, wants to emphasize this or that aspect, some particular point which impressed him the most. Furthermore, it is very difficult to reconstruct events in strictly chronological order because this event by its very nature takes place outside the normal—temporal and spatial—framework within which events ordinarily occur. Nevertheless, the main points stand out clearly.

B) The Empty Tomb

At dawn on the day after the Sabbath, that is, the day of rest, some of the women who followed Christ—Mary Magdalene, Mary "the mother of James," Salome, Joanna, and "the other women"—came to Jesus' tomb to bring aromatic spices, that is, perfumes, for the body of the deceased, as was the custom of the Jews.

They saw that the big rock which had blocked the entrance to the tomb had been rolled away and that the tomb was empty. None of them had seen Jesus coming out of the tomb. Only later accounts, not of apostolic origin and therefore not recognized by the Church— they are called apocryphal gospels—describe Jesus coming out of the tomb. The true Gospels, the "canonical Gospels," respect the mystery of the Lord's Resurrection, just as they respect the mystery of His birth. No one knows how the Lord came out of the tomb, just as no one knows how Jesus could have been born of a virgin. We only know that when the women came to the tomb, they found the stone rolled away and the tomb empty. Only several hours later would Jesus show Himself to His disciples.

C) The Announcement of the Resurrection by the Angels

After Peter and John had gone away from the empty tomb, Mary Magdalene came back. The holy women were to be witnesses of an event attested to by all four evangelists. It is these divine messengers who are the first to announce the good news of the Resurrection to the holy women. "You seek Jesus who was crucified He is not here; for He has risen, as He said. Come, see the place where He lay. Then go quickly and tell His disciples that He has risen from the dead, and behold, He is going before you to Galilee; there you will see Him. Lo, I have told you" (Matthew 28:6-7; Mk 16:6-7; Lk 24:5-7).

Thus, from the beginning, the Resurrection appears not as a dazzling visual phenomenon but as a truth announced by word which one must accept and believe. The women believe it. One can just as easily reject and deny it. The disciples did not at first believe the women when, agitated and

frightened, they brought the good news. Our freedom is respected: the Risen One does not force the mind through numerous miracles; rather, He appeals to one's faith.

D) Appearances of the Risen One

The Appearance to Mary Magdalene

The first person to meet the living Christ after His Resurrection was Mary Magdalene. She turned round and saw Jesus standing, and she did not know that it was Jesus. Jesus said to her, "Woman, why are you weeping? Whom do you seek?" Supposing Him to be the gardener, she said to Him, "Sir, if you have carried Him away, tell me where you have laid Him, and I will take Him away." Jesus said to her, "Mary." She turned and said to Him in Hebrew, "Rabboni!" (which means Teacher). Jesus said to her, "Do not hold me." (Jn 20:13-17) And in fact she was about to fall down and embrace His feet, as Matthew tells us (28:9). Mary Magdalene did not recognize Jesus by His features but only by His voice, by hearing Him call her name. The meeting in which she recognized Him is a deeply personal one—"Mary," "Rabboni!"—on a much deeper level than mere physical recognition. Jesus returned from another world. He no longer belongs to the world in which one grows old and dies. He is already part of an eternal world. He returns into this world in such an unheard-of way that only those who had loved and believed in Him could recognize Him in a personal relationship full of love and faith. That is why, several hours after Mary Magdalene sees Him, two other disciples would not be able to recognize Him at first sight. Only Saint Luke gives a detailed account of the second appearance of the Lord Jesus, although Mark (16:12) briefly alludes to it.

Conclusion:

- 1.
- 2.
- 3.

THE GREAT CLOUD OF WITNESS

References:

El-Keraza,

Notes For Servants:

- 1.
- 2.

Objectives:

General:

Specific:

- 1.
- 2.
- 3.
- 4.

Instructions:

- 1.
- 2.
- 3.
- 4.
- 5.

Bible Verse:

“Be not affrighted: Ye seek Jesus of Nazareth, which was crucified: he is risen; he is not here: behold the place where they laid him.”

(Mark 16:6)

Lesson:

THE GREAT CLOUD OF WITNESS

If we look around us in the Church, we find icons hanging on the walls, giving us the sensation that at the very moment of worship we are in relation with a multitude of saints in the kingdom of God. If

we raise our eyes we see the domes of the Church like the sky studded with stars and hosts of angels and saints. The Church intended this from us, that we may feel that heavens getting very close to us, with all its angels of light. That through prayer heaven is close at hand, while the great distance between the earthly and the heavenly disappears. This divine fellowship indeed carries us from the finite world of matter, to the unseen world of the Spirit where angels and saints abide.

VISIONS AND REVELATIONS

- Remember Jacob's dream: He dreamt there was a ladder set up on the earth, and the top of it reached to heaven and the angels of God ascending and descending on it, and God stood above it, and said, "I am with you and will keep you wherever you go." And Jacob woke up and said; "Surely.. the Lord is in the place, and I did not know it, this is none other than the house of God, and this is the gate of heaven". He called the name of that place Bethel "that is. the Lord's house", and built an altar there. After years later, on his way to Bethel, Jacob met the heavenly visitor who wrestled with him until the break of day and Jacob would not let him go until he blessed him.
- Among the heavenly scenes is that scene, beheld by Daniel which he describes saying, "As I looked, thrones were placed and one that was ancient of days took his seat; his raiment was white as snow, and the hair of his head like pure wool; his throne was fiery flames its wheels were burning fire." (Dan. 7 9)
This is Daniel whom the angel called, "The Beloved", and to whom God revealed His spiritual kingdom and creations of light which cannot be numbered.
- John the author of the Revelation, the disciple "whom the Lord loved" tells us in his Book of Revelation about the heavenly sights he beheld, "Behold a great multitude which no man would number, from every nation, from all tribes and peoples and tongues, standing before the throne and before the Lamb, clothed in white robes, with palm branches in their hands and crying out with a loud voice,.. and all the angels stood round the throne." (Rev. 7:9-11)

A CLOUD OF WITNESSES

St. Paul tells us about those saints and helps us to feel their presence, in order to be able to cast down heavy burden of sin. "Wherefore seeing we also are compassed about with so great a cloud of witnesses, let us lay aside every weight, and the sin which doth so easily beset us," (Heb 12:1)
He describes the church as he sees it in faith and spirit, "For ye are not come unto the mount that might be touched, and that burned with fire, nor unto blackness, and darkness, and tempest, And the sound of a trumpet, and the voice of words; which voice they that heard intreated that the word should not be spoken to them any more: (For they could not endure that which was commanded, And if so much as a beast touch the mountain, it shall be stoned, or thrust through with a dart: And so terrible was the sight, that Moses said, I exceedingly fear and quake:) But ye are come unto mount Sion, and unto the city of the living God, the heavenly Jerusalem, and to an innumerable company of angels, To the general assembly and church of the firstborn, which are written in heaven, and to God the Judge of all, and to the spirits of just men made perfect." (Heb 12:18-24)

If we put aside during prayer all matters which occupy our minds, hindering our thinking from concentrating on God only, and if we can turn our senses completely to worship, then we shall surely

feel the presence of the host of saints with us, and will be able to communicate freely with them.

SYMBOLS AND THEIR MEANINGS

- Cherubim: the “one who knows”, it is a grade of the angels who minister to God and stand in His presence around His throne.
- Seraphim: means “burning like fire”, another grade of angels having each six wings who are all times praising God.
- Halleluiah: means ‘praise the Lord’.
- The raising of the incense: the prayers of the believers as they ascend to God with the prayers of saints and are acceptable in His sight. “And the smoke of the incense, which came with the prayers of the saints, ascended up before God out of the angel's hand.” (Rev 8:4)
- The candles burning before the icons of saints: is a symbol for reverence for these saints that we may remember them and follow in their footsteps on the same path which had enlightened the way many generations. The candle which is consumed in order to give light symbolic of the life of the believer who is prepared to sacrifice himself in the service of others.

Conclusion:

- 1.
- 2.
- 3.

FREEDOM ENTAILS RESPONSIBILITY

References:

Matthew 25:14-30

Notes For Servants:

- 1.
- 2.

Objectives:

General:

Specific:

- 1.
- 2.
- 3.

Instructions:

- 1.
- 2.
- 3.
- 4.

Bible Verse:

"And cast ye the unprofitable servant into outer darkness: there shall be weeping and gnashing of teeth."

(Matthew 25:30)

Lesson:

Freedom Entails Responsibility

Because Adam was created free, he was responsible to keep God's command.

(Gen. 2:15-17)

And so it is with us; the more freedom we have, the greater are the responsibilities entrusted to us; the more talents we possess, the more is expected of us. In the parable of the five talents, (Matthew 25:14-30), the Lord Jesus explained this idea of responsibility.

The parable points out the necessity of working for the glory of God and the good of others. What we have is not ours; we cannot call it our own, since it was given to us by God. "As each has received a gift, employ it for one another, as good stewards of God's varied grace" (1 Peter 4:10).

In the parable, the master "called his servants and entrusted to them his property; to one he gave five talents, to another two, to another one". Each talent was worth about \$1000. The master was not showing favoritism in the distribution of these talents. He was simply giving "to each according to his ability", as the parable says. If he had given more talents to the other two servants, they would have been greatly burdened with them. The Lord will not give us more than we can bear.

WORK IS ESSENTIAL

God created Adam in order to work. If any one will not work, let him not eat. Work leads to fruitfulness and happiness. "A man reaps what he sows, if we serve others and give freely to the extension of God's kingdom, we reap eternal joy.

1. THE FAITHFUL

Two of the servants acted wisely:

— They were faithful and worked hard.

— They used their talents and their potentialities.

Let us apply this to our own practical life. Why is it important to be faithful in our studies? in sports? in the employment of our free time? in worship? in the service of our family, our Church, and the others?

The Reward

* They were highly praised "Well done, good and faithful servant".

* They were given more authority, and therefore greater responsibilities; "I will set you over much".

* They had lasting joy, "Enter into the joy of your master". They were accepted, their work was accepted, and they were amply rewarded.

2. *THE LAZY SERVANT*

Why do you disapprove of his course of action?

+ Because he was lazy.

+ Because he despised his one talent.

+ Because he was afraid of the risks of commerce.

Let us think of ourselves. What are the dangers of laziness in worship, in study and in service? Why should we not despise our small and few talents? How should we use God's gifts: our time, health, learning, intelligence?

THE SETTLING OF ACCOUNTS

At the settling of accounts, the lazy servant came forward:

* He began to make excuses.

* He could see nothing wrong in his action; "Here you have what is yours".

* He took the whole matter lightly; "I went and hid your talent in the ground".

* He criticized his master; "I knew you to be a hard man".

* He showed the spirit of a slave who is motivated by fear, "I was afraid ..." Nothing insults God and prevents us from doing our duty to Him more than slavish fear.

There is no fear in love, but perfect love casts out our fear (1 John 4:18).

The Master accused him of two things:

1. "Wicked and slothful servant"

Whoever knows what is right to do and fails to do it, for him it is sin" (James 4: 17).

2. Self Contradiction:

"You knew that I reap when, I have not sowed. Then you ought to have invested my money with the bankers and at my coming I should have received what was my own with interest" (Ver. 26, 27).

On the day of judgement, lazy people will be without any excuse.

THE PUNISHMENT OF THE LAZY SERVANT

+ He was deprived of his talent; "Take the talent from him ... To every one who has, will more be given, and he will have abundance; but from him who has not, even what he has will be taken away" (Ver. 23, 29).

+ He was cast into the outer darkness "Where men weep and gnash their teeth" (ver. 30). Laziness is indeed a dangerous spiritual sickness.

Conclusion:

- 1.
- 2.
- 3.

THE GLORIOUS FEAST OF THE ASCENSION

References:

El-Keraza, H. H. Pope Shenouda

Notes For Servants:

- 1.
- 2.

Objectives:

General:

Specific:

- 1.
- 2.
- 3.

Instructions:

- 1.
- 2.
- 3.
- 4.
- 5.

Bible Verse:

“Why do you stand gazing up into heaven? This same Jesus Who was taken up from you into heaven, will so come in like manner as you saw Him go into heaven”

(Acts 1: 9-12).

Lesson:

See Attached Sheets.

The Glorious Feast of the Ascension

The disciples were standing and the Lord ascended, "...and a cloud received Him out of their sight". Two angels then appeared to them and said "why do you stand gazing up into heaven? This same Jesus Who was taken up from you into heaven, will so come in like manner as you saw Him go into heaven" (Acts 1: 9-12).

The Ascension was evidence of the glory with which He will come in His Second Coming.

The sadness of Golgotha disappeared with the joys of the Resurrection, and the majesty of the Resurrection increased with the glories of the Ascension. The Lord, in His Ascension, was above the level of nature. His Ascension was evidence of the end of the period of self-concealment without return. Therefore, when He returns in His Second Coming, He will come in His glory, with the multitude of His Saints, on clouds with His angels (Matthew 25:31); He will also "...come in the glory of His Father with His angels" (Matthew 16:27).

The phrase 'sitting on the right hand of the Father' means 'in the majesty of the Father' or 'in the glory of the Father'. Saint Paul the Apostle said about the Lord that "He sat down at the right hand of the Majesty on most high, having become so much better than the angels" (Hebrews 1:3,4).

By His Ascension to heaven, He attracted our attention and hearts to heaven also because He said "And I, if I am lifted up from the earth, will draw all peoples to Myself" (John 12:32). With His lifting up He will prepare a place for us, for He said "And if I go and prepare a place for you, I will come again and receive you to myself; that where I am, there you may be also" (John 14:3).

We will be with Him in glory and in the joyous eternity.

As for now, those who depart from this ephemeral world will be with Him in Paradise as He said to the repentant thief who was crucified with Him; "...today you will be with Me in Paradise" (Luke 23:24). The important thing is that we will be with Him.

On this point Saint Paul the Apostle said "For I, ...having a desire to depart and be with Christ, which is far better" (Philippians 1:32). How will this be however, and how will we be with Him?

He who ascends with his heart and thought above the level of the earth and materiality deserves to ascend and so be with the Lord.

As for those who adhere to the earth and materiality, how will they ascend? Whenever man ascends, then the earth will decrease in his point of view and everything in it will diminish, as if it were nothing. The feast of the Ascension also gives us the principle of ascension. The spiritual life, or the life with Christ, is a continual upwards growth until we reach the life of perfection. It is the permanent connection with heaven. The bell tower in the church gives us an idea of the upwards direction towards heaven and the ascension above the level of the earth and the earthly.

Conclusion:

- 1.
- 2.
- 3.

THE CALL OF GOD AND MY WORK

References:

Notes For Servants:

- 1.
- 2.

Objectives:

General:

Specific:

- 1.
- 2.
- 3.

Instructions:

- 1.
- 2.
- 3.
- 4.
- 5.

Bible Verse:

“Let your light so shine before men, that they may see your good works, and glorify your Father
which is in heaven.”
(Matt 5:16)

Lesson:

See Attached Sheets.

The Call Of God And My Work

My father, the priest said:

The story I am going to tell you, my son, had happened a short time ago.....

One evening we were celebrating the engagement of John my old colleague in the Sunday School, to his fiance Mary, who also was with us in the same Sunday School. We were colleagues in the university and graduated in the same year. John continued his work as teacher while I was called by our Lord to be consecrated for his service, and received the Sacrament of Priesthood.

I met there three of my old colleagues, Luke. Paul and Mark, and we sat gladly together and rejoiced for the happy occasion which brought us together again.

I asked my friends:

- What do you do now, Luke ? and you Paul ? and you Mark ?

Paul answered:

- I am now a lawyer, Father, Luke is an engineer and Mark is a merchant.

Then Mark curiously asked:

- Could you tell me, Father, why did you consecrate yourself for the difficult service of priesthood ?

- It is God's invitation to me, my friend..... After finishing my studies, I felt a very strong tendency inside myself urging me to offer myself for the service of God. I felt that God is calling me to the service of priesthood. After that God is calling met my marriage, I was ordained prest in a near-by town and I have been there since three years.

Luke was astonished, and said:

- Father Joseph, we appreciate very much your sacrifice that you have left everything to become a priest.

Then Paul added:

- Whatever we may offer to God, what would be its measure beside the services of the priest?

I answered them:

- Don't say that, my friends. Do you think that any person can serve God only if he is a priest? I am sorry that this wrong idea is spread among many people. For sure, God does not want all the people to become priests. Or else, who is going to cultivate the land? Who is going to cure the sick? Or, who will care for the great projects for developing our country?

Paul said:

This means then that I can serve God in my work itself!

I answered:

Certainly, every-one can serve God through h's work. In fact this is our first responsibility.

In one voice, the three of them said:

How could this be, Father ?!

At this point, John and his fiance Phebe joined us and, they were anxious to hear the discussion. We told them what we were saying. They also cried: "How, Father?

- Every person can serve God in his work in many ways. Honesty in work is service to God. The consecration of God's day in worship and serving others is also service to God. When

one offers of himself a good example before other colleagues in his work it is also serving the Lord. There are also special ways of serving our Lord connected with the particular profession or job of each one of us.

John asked:

- But, Father, I think that there are jobs through which one cannot serve God.

Then Paul added:

- Yes, Father, suppose a person comes to me and asks me to defend him in the court, and I know that he is not innocent I shall go to the court and defend him as if he is innocent while he has committed a crime ! Does this action serve the Lord ?

- Through your job, Paul, you should always defend truth against falsehood. You should defend those who are wronged and oppressed and those who fall under false accusation. If you do that, you will resemble our Lord Jesus Christ in caring for the people who are in need for help, till he brings justice to victory. Your profession gives you a chance to do peace among conflicting parties. You will become a maker of peace. "Blessed are the peacemakers.; for they shall be called the children of God" (Matt. 5:9).

- And you, Mark, you can offer the glory to God by your honesty with your customers, by not becoming a lover, of money, and by being "not greedy" (I Timothy 3:8).

Then Mary asked:

- Father, you have said much concerning the professions of men. But how could I serve the Lord, after I shall get married.

- You are right Mary, but don't you know that you will serve God when you fulfil your responsibilities in your own home, with your husband: You shall be the source of happiness to your husband and children. You will serve God also by bringing up your children into the knowledge of our Saviour. Saint Paul has said that the woman will be saved through bearing children, if they continue in faith and love and holiness with modesty".

(1 Timothy 2:15).

Father Joseph looked at all of them and said:

- I think that I have said enough for the moment. I hope that we shall meet in my home soon and we shall talk together more about what each of you has done to glorify our Lord in his work and in his life.

Conclusion:

- 1.
- 2.
3. .

“Let your light so shine before men, that they may see your good works, and glorify your Father which is in heaven.”

(Matt 5:16)

PENTECOST THE BIRTHDAY OF THE CHURCH

References:

Acts 2

Notes For Servants:

- 1.
- 2.

Objectives:

General:

Specific:

- 1.
- 2.
- 3.

Instructions:

- 1.
- 2.
- 3.
- 4.

Bible Verse:

“But ye shall receive power, after that the Holy Ghost is come upon you: and ye shall be witnesses unto me both in Jerusalem, and in all Judaea, and in Samaria, and unto the uttermost part of the earth.”

(Acts 1:8)

Lesson:

Pentecost The Birthday Of The Church

The disciples lived with Jesus with hearts full of hopes that, one day, Jesus would reign on earth and establish an earthly kingdom for the Jewish Nation. Whenever they saw multitudes gathered round Him, they would think that their dreams were coming true soon. Palm Sunday was their supreme happiness, but soon their dreams failed when Jesus was taken from them to be crucified. They were obliged because of this to flee and disappear. When they wanted to meet, they gathered secretly in a small upper room. In their grief and fear, they forgot the fact Jesus assured

that, when He leaves the world, it does not mean the end of His work, but the start of accomplishing the work to perfection. His leave does not mean defeat, but the beginning of the victory of God's kingdom in this world. They forgot what He told them, "I will pray the Father, and He shall give you another comforter, that He may abide with you". But the Comforter, which is the Holy Spirit, whose the Father will send in My Name, He shall teach you all things, and bring all things to your remembrance, whatever I have said unto you" (John 14:16-26).

THE DAY OF PENTECOST:

The Day of Pentecost approached. It was a big feast for the children of Israel which fell on the fiftieth day after the Passover. It was also the feast of harvest which they celebrated by happy and bright festivals. Jerusalem was full of pilgrims who had come from different countries of the world to participate in the joy of the feast. Amidst all these festivals, there was a small group of men and women gathered in the upper room. They were sharing with each other their memories of Jesus, waiting for the promise and praying.

The Day of Pentecost came, and the small group was in the upper room, suddenly a great thing happened and there came a sound from heaven as of a rushing mighty wind, and it filled all the house where they were sitting. And there appeared unto them tongues as of fire and it sat upon each one of them" (Acts 2:1-4).

Suddenly, a great change happened to the disciples. They felt power within them that pushed them out of the upper room to the people outside to tell them of their faith without fear.

In front of the temple, the pilgrims were gathered enquiring about the cause of the noise they heard. The disciples stood in the midst telling of Jesus and proving to them that He is the Messiah whom their fathers were expecting. "Strange enough each had heard the disciples talking to him in his own language, so that the multitude marvelled and said to each other, What does this mean". But others mocked them saying, "They are full of new wine".

THREE THOUSAND BELIEVED:

Peter stood in the middle of the group, full of courage and zeal (Acts 2:14-26). Peter who denied Jesus seven weeks ago, and said to the maid, "I know him not", stands now fearless before thousands to declare his faith in Jesus and calls them also to believe in Him. This was the work of the Holy Spirit who gave the courage and the knowledge. He gave the disciples to speak different languages that they had no previous knowledge of. It was not Peter nor the disciples talking; it was the Holy Spirit who spoke in them. That was why the words were effective. The Bible says; "They were pricked in their heart" (Acts 2:37), and they said, "What shall we do?". Peter answered and said "Repent and be baptized . . . and ye shall receive the gift of the Holy Spirit". They accepted his words with joy and were baptized. About three thousand souls were added that day to the church.

THE FRUIT OF THE HOLY SPIRIT:

The Day of Pentecost was a real wonderful day in the history of humanity. In it, the Holy Spirit was shed forth on the disciples and opened their eyes; they were filled with a great power from above that was not in them before. They no more workers, but the Spirit of God worked in and through them.

1. THE HOLY SPIRIT GAVE THEM COURAGE: They were a group of fearful and anxious men before. In the day of the crucifix of Jesus, everyone fled to a different place and when they gathered, it was in secret away from the eyes of men. Now, here they are speaking in public and facing the multitudes not only bravely but accusing them and putting the responsibility of crucifying Christ on them. The Holy Spirit was working in them and gave them both courage and knowledge. He gave them the words by which they spoke before men, rulers and kings. Jesus had said to them "But you shall receive power when the Holy Spirit has come upon you; and you shall be my witnesses (Acts

1:8).

2. THE HOLY SPIRIT FILLED THEIR HEARTS WITH LOVE: Another change happened to all Who believed, love had Filled their hearts towards each other. Selfishness disappeared, they become of one heart. "And the multitude of them that believed were of one heart and of one soul; no one said that any of the things which he possessed was his own; but they had all things in common.

This was marvellous. People from all ranks joined the Church, poor and rich, ignorant and educated, but all of those were filled with love and became one. The Holy Spirit filled their hearts, and they loved one another. He who possessed something gave to him who had none. No one thought of himself, but everyone thought of the others. Thus, "Neither was there any among them that lacked: for as many as were possessors of lands or houses sold them, and brought the prices of the things that were sold, and laid them down at the apostles' feet: and distribution was made unto every man according as he had need." (Acts 4:34-35).

3. THE HOLY SPIRIT FILLED THEIR LIVES WITH JOY: They rejoiced in the new life of sharing in the Holy Spirit who gave them united and harmonious group life. "And they, continuing daily with one accord in the temple, and breaking bread from house to house, did eat their food with gladness, and singleness of heart praising God" (Acts 2:46-47). The Day of Pentecost was a real wonderful day in the history of the Church. It is actually its birthday. The Spirit worked, taught, fortified, and propped. "And the Lord add to the Church daily such as should be saved" (Act.2:47)

Conclusion:

- 1.
- 2.
3. .

"But ye shall receive power, after that the Holy Ghost is come upon you: and ye shall be witnesses unto me both in Jerusalem, and in all Judaea, and in Samaria, and unto the uttermost part of the earth."

(Acts 1:8)

MANY GIFTS AND ONE BODY

References:

Acts 2

Notes For Servants:

- 1.
- 2.

Objectives:

General:

Specific:

- 1.
- 2.
- 3.

Instructions:

- 1.
- 2.
- 3.
- 4.
- 5.

Bible Verse:

“But ye shall receive power, after that the Holy Ghost is come upon you: and ye shall be witnesses unto me both in Jerusalem, and in all Judaea, and in Samaria, and unto the uttermost part of the earth.”

(Acts 1:8)

Lesson:

See Attached Sheets.

MANY GIFTS AND ONE BODY

THE PARABLE OF THE BODY AND ITS PARTS

one day, the different parts of the body felt discontented with their jobs. Everyday, they did the same things. The legs and feet worked, the eyes looked around, the ears heard, the arms and hands caught things... and every other part of the body had a special work to do. They decided not to continue their work and wanted to find out something else to do.

The foot said, "I want to be a hand. I want to have a higher position. I have been down to the ground all my life, doing the walking all the time"

The hand said, "I am also fed up with what I have been doing. I catch things. I put food to the mouth. I write the home-work and letters. I work all the time and I need some rest".

The ear said, "Why am I not an eye I prefer to see than to hear. I don't hear any longer".

All the parts of the body started talking like this. Each of them wanted to change its work and to do the work of some other part of the body.

But the hand could not walk, and the leg could not write. The ear tried to see and the eye tried to smell flowers and breathe the fresh air. No one of them was able to do the work of any other part. Each of them realized that it has an important job to perform, and that it cannot live without the work of the other parts. They all returned to their original work, and every part was happy with its own work. All of them praised God because he gave each of them a special work to do In the body. (Read 1 Cor. 12 :12-26).

THE BODY OF CHRIST

St. Paul calls us the parts of the single body of Christ. We are many parts of that same body: THE ONE BODY OF CHRIST. It has many parts, it is still one body, even though it is made up of different parts, When we are infants, were baptized and became part of the body of Christ. Each of us has received the gifts of the Holy Spirit through the Sacrament of Chrismation.

We are then members of the Church, which is the body of Christ. Every member of the body of Christ receives special gifts, because there are, different kinds of spiritual gifts. We receive these gifts from the Holy Spirit. These gifts are different abilities to perform service in the name of Christ.

God gives us the ability to serve Him in the Church and in the world. Each one of us is given some proof of the spirit's presence for the good of all men.

WHAT ARE THE GIFTS OF THE SPIRIT

The gifts which we receive from the Holy Spirit do not depend on our personal capabilities or intelligence. They are powers of the Spirit. The Disciples of our Lord were ordinary and simple men. But when they received the power of the Holy Spirit on the Day of the Pentecost, they were able to witness to the Risen Lord in many ways and glorified His Name. They taught the whole world and spread the teaching of our Lord and founded Christian Churches around the world.

The power of the of the Spirit transforms the ordinary capacities of the person into a spiritual power, which bears witness to the Lord. It also endows the person with special power which would not be accessible to ordinary persons.

Each one has received the gifts of the spirit. But the difference between one person and another lies in that one has recognized his gifts and tried to use them for the Glory of the Name of God, while the other has neglected his gifts, like the servant who hid the money on which his master entrusted, instead of using it and making it flourish.

(Read the parable of the three servants, Mark 25:14-30).

WHAT ARE MY GIFTS?

When I look into myself, and think about the things I can do, I shall discover that there are many things I can do.

I can also learn new things. But sometimes I might be lazy to use what I know. I might be satisfied with enjoying myself.

I know a boy who is trying to use his gifts. He is talented in painting. He decided to draw pictures of Christ and of the saints. When you look at some of his paintings, you will feel a sense of reverence to the meaning of saintly life. Another friend cannot draw, but he likes to write. He asked his colleagues in the class that they should do something for other boys and girls of their age who do not go to Church or to Sunday School. They published a little magazine every three months. Some of them wrote articles, other went to the printer and arranged all the details of getting the magazine published and distributed to their colleagues and friends. A girl was not able to participate with the colleagues, because she could not write or paint, but she was good at playing with her musical instrument. She decided to use this gift in her Church-School. Every week, she brought her instrument with her and played music for the hymns and church songs. She started also to teach some other girls and boys. Very soon, they formed a small band and offered musical celebrations to their Church.

HOW COULD I DISCOVER AND GROW MY GIFTS

A young friend read St. Paul's words about spiritual gifts and asked me; "Now, I know that each one of us has spiritual gifts. But, I am not sure that I have any gifts. I go to Sunday School, but I cannot share with other boys and girls in what they are doing. I cannot paint, I am not good at writing, and I know nothing about music. Sometimes, I hate myself because I feel that I am not useful to anybody".

I answered; "Well, my friend, do you really think that you can do nothing? If you look into yourself, you will discover that perhaps you are doing more than what all your colleagues are doing.

You love your friends and they love you. Your nice relationship with them helps solve the problems that arise among them. You offer to them a good example of Christian life. They are trying to follow your good example. Do you know that humility and love are the greatest of all spiritual gifts! Through love, we can win the whole world to Christ!"

When you read the words of St. Paul in his letter to the Romans (12 : 6-10), you can see that using one's gifts for the benefit of all is the true expression of love:

"Having gifts that differ according to the grace given to us, let us use them... he who contributes, in the liberality; he who gives aid, with zeal; he who does acts of mercy, with cheerfulness. Let love be genuine; love one another with brotherly affection".

Conclusion:

- 1.
- 2.
3. .

"But ye shall receive power, after that the Holy Ghost is come upon you: and ye shall be witnesses unto me."

(Acts 1:8)

DIVISION IN CORINTH

References:

Notes For Servants:

- 1.
- 2.

Objectives:

General:

Specific:

- 1.
- 2.
- 3.

Instructions:

- 1.
- 2.
- 3.
- 4.

Bible Verse:

“I have planted, Apollos watered; but God gave the increase. So then neither is he that planteth any thing, neither he that watereth; but God that giveth the increase.”

(1 Cor 3:6-7)

Lesson:

DIVISION IN CORINTH

ST. PAUL IN CORINTH

St. Paul, the Great Apostle, taught and preached in many parts of the world. He made several journeys and visited many churches. During his second journey, he visited Athens and Corinth. He stayed in Corinth eighteen months. St. Paul had a vision from God telling him : "Do not be afraid, for I have many people in this city". Many people in Corinth became, Christians through his words. The people of the city loved him and they liked to hear his teaching and preaching.

After a while Paul left them, and another Apostle named Appolos came to Corinth. He also

preached and taught. Appolos was eloquent and many people in Corinth liked his teaching and preaching. Very soon, The Church of Corinth was, divided into two groups. One group called itself "The followers of Paul the Apostle", and the other group was known as "The Group of Appolos".

ST. PAUL'S LETTER TO THE CORINTHIANS

Some members of the Church of Corinth were very sad of the split in their Church. The family of Chloe, a good Christian lady, reported the dissensions in the Church of Corinth to St. Paul. He was very sad and immediately wrote his first letter to them. This letter is a part of the New Testament. In the first chapter, he says to them, "Now I beseech you, brethren, by the name of our Lord Jesus Christ, that ye all speak the same thing, and that there be no divisions among you; but that ye be perfectly joined together in the same mind and in the same judgment." (1 Cor. 1:10)

St. Paul explains to them that their divisions are caused by pride, jealousy and lack of love. He said that they are not behaving as true Christians but like ordinary men. For the true Christians should love one another in humility and open heart. But when each one thinks of his own group or of his own work as if it belongs to him alone. then the quarrel begins. He will be proud of his own work, and will be jealous of the work which the others are doing. He will envy the others and criticises their work. He will end by becoming a fanatic person who accepts only the things that are in accordance with his own desires. "For ye are yet carnal: for whereas there is among you envying, and strife, and divisions, are ye not carnal, and walk as men?" (1 Cor. 3 :3)

When we become spiritual persons, then we shall be able to give the Glory to the name of the Lord Jesus Christ, and rejoice in any good work done in His name, for the building of the Church His temple. Even when we differ from one another in our views, each of us will express his opinion with full respect to the views of the others.

GOD'S FIELD, GOD'S BUNDING

The Church is God's field. It does not belong to any human person. The Church leaders and teachers are workers in this field. God has given each of them a special mission in this field. One has to plant the seeds, another puts the water to the plants, a third takes care of the plants everyday and others collect the harvest, and so on. The same thing in the Church, there are Patriarchs, bishops, priests, deacons, preachers, lay leaders and administrators and so on. The Church needs all of them. Each of them has a special service to do in the field of God. Each of them is doing his work, and each one will receive his wages from God according to the work he has done in the Church and for others. (1 Cor. 3 :3-9).

We are God's building. This building is not built of bricks and cement, but of the spirit. The Christians are the bricks in the buildings They are cemented to one another and unified in one building by the Word of God. The solid foundation for the building is Our Lord Jesus Christ. The workers in the Church are building on this foundation. The building is not their own. They are only the builders whom God has commissioned to work in His temple, and gave each of them a special mission to do in His Church.

THE CHURCH FOUNDED BY JESUS

When the Lord Jesus came to our world, he meant to reform what sin has done to man. Some of the effects of sin were individualism, disputes and pride. The picture of humanity at the tower of Babel was a clear model for the effect of sin on man. Man in his pride wanted to build a tower with

its top in the heavens, and God came down to confuse the tongues that no one could understand his brother.

On the Pentecost, the birthday of the Church, as the apostles were gathered with one accord praying, the Holy Spirit filled all of them. They started speaking tongues. Each one heard them speaking in his own language. Contrary to Babel, these tongues gave a model for unity. The company of those who believed were of one heart and soul. Jesus gave them His sacred body and blood, to live on this new covenant, the covenant of union, friendship and love.

LET US PRAY FOR CHRISTIAN UNITY

Every Christian has an important task to do with others to reconcile the conflicts between different Churches and inside each church. We must grow the spirit of self-denial, knowing that the church belongs to God and not to us. Everyone of us is given Ms little share to do in the church. We can reach unity only through the work of the Holy Spirit in the Church. We need to share in the prayers with humility before God. Then we shall know that ft is good to work. We should also join in the annual prayers for Christian Unity which takes place allover the world during the month of January each year.

QUESTIONS FOR DISCUSSION

1. What were the causes of the split in the Church of Corinth ?
2. How did St. Paul deal with this split and what are the principles he laid for Christian Unity?
3. How is the apostolic Church considered a blessed model for unity with no divisions?
4. What are some of the signs of conflict and division ill our churches today? How could we overcome them ?
5. What can you do in order to share in reconciling any conflicts inside your Church?

Conclusion:

- 1.
- 2.
- 3.

“I have planted, Apollos watered; but God gave the increase. So then neither is he that planteth any thing, neither he that watereth; but God that giveth the increase.”

(1 Cor 3:6-7)

Unity of the Church

References:

Notes For Servants:

- 1.
- 2.

Objectives:

General:

Specific:

- 1.
- 2.
- 3.

Instructions:

- 1.
- 2.
- 3.
- 4.

Bible Verse:

“I have planted, Apollos watered; but God gave the increase. So then neither is he that planteth any thing, neither he that watereth; but God that giveth the increase.”

(1 Cor 3:6-7)

Lesson:

Unity of the Church

Adam and his descendants sinned and all of them deserved death. But Divine love interfered and Christ was incarnated. He shared with us in flesh and blood and lived among us. Then He was crucified and paid the price of our sins. He rose to live there-after in new body which is His Church. The Church has become the Body of Christ and He is the Head. He lives in Her and She lives in Him.

A WONDERFUL RELATIONSHIP:

How wonderful is the relationship between Christ and His Church! He is not a God who stands in heaven afar off His Church Neither is He a King sitting high above his people. But He is the Head, and the Church is His Body; and we the believers make up this body. We are not merely individuals bound by the tie of religion, but we are members of the body of Christ.

Many members in One body; though numerous they make up the body; and each one of them has its own use to the body and the life of each depends on its relation to the head.

Similarly, we, who are numerous, are members of the body of Christ; each one of us has his own work and use. And the spiritual life of each of us depends on his relation to the Church and on the relation to her head. This is not a symbol or a simile, but a living reality, for Christ lives actually in each member. "I am crucified with Christ: nevertheless I live; yet not I, but Christ liveth in me." (Gal 2:20)

NOW?:

Because when the member gets fixed in the body and lives by it, the member no longer represents itself only, but it represents the body too; which is influenced by it and influences it. It becomes one, if suffering, the whole suffers with it, and the head, too, suffers (1 Cor. 12:26). And if one member rejoices, the whole body rejoices with it; and the head, too, rejoices at his joy. likewise, is it in the Church. We all share together in suffering, pride and joy; and Jesus with us too.

Saul used to persecute the Christians, "And Saul, yet breathing out threatenings and slaughter against the disciples of the Lord, went unto the high priest." (Acts 9:1), and on his way to Damascus the Lord appeared to him and told him, "Saul, Saul, why do you persecute me?" He did not tell him, "Why do you persecute my Church or my disciples?" Saul's persecutions to the Christians and inflicting pain on them were persecutions to Christ personally and suffering to Him for the suffering of members on earth is suffering for the head in heaven: "In all their affliction he was afflicted," (Isa 63:9)

And on the day of the great judgement, He will tell those on His right side, "For I was an hungred, and ye gave me no meat: I was thirsty, and ye gave me no drink." (Mat. 25:42)

A HUGE. ARMY:

A very big church, A countless army.

- Embraces the churches in our district, and in our city, but in the whole of our nation.
- Embraces the churches in the whole world, of every race, colour and nation.
- And embraces the believers who departed to heaven and are singing hymns with Christ to the One sitting on the throne, and praying on our behalf all the while.

NUMEROUS GIFTS:

Many members are in the body; two eyes, two ears, two legs, two feet. Bones, flesh and skin, we need a long time to mention them all. But the body needs them all and cannot dispense with any of them, for a very important reason; because they are various and each has its own function which differs from that of another; and the other members cannot fulfil it.

Let us notice the Following:

- Each member serves the body within its own specialization: the eye for seeing, the ear for hearing, the feet for carrying. the whole body.
- Each member completes the work of the other members: the eye completes the work of the ear, and the hand completes the work of both.
- Each member cares for the rest of the members: the hand cares for the eye and the ear, and the eye and the ear guards it.
- And all the members cannot dispense with anyone of them.
Similarly; too, the Church — the Body of Christ — embraces many members: priests, teachers, servants and served, rich and poor, the learned and the ignorant.
- Each member serves the Body in his own specialization, he who teaches, in his teaching; he who contributes, in liberality. If you are a leader exert yourself to lead....etc.
- Each member completes the work of the remaining members.
- Each member cares for the rest of the members.

I AM RESPONSIBLE

As a member of the Body of Christ:

- I am responsible for myself to preserve it pure; for I aim no longer for myself alone but for the whole Body of Christ. Every sin I commit defiles, the whole body, “Shall I then take the members of Christ, and make them the members of a harlot?”
- And I w responsible for the whole Church in the situation God has Met for me. My love, energy and efforts, I lay down for the sake of the Body of whose members I am one and for the sake of perpetual construction. The blood of the inflicted, the persecuted, and the martyrs was not a burden. They were members of construction in the Body of Christ; they were completing the work which Christ had started on the Cross. That is why St. Paul, the apostle, says, “Who now rejoice in my sufferings for you, and fill up that which is behind of

the afflictions of Christ in my flesh for his body's sake, which is the church.” (Col 1:24)

DISCUSSION QUESTIONS

1. In the Church, there are many kinds of services. Mention some of them.
2. In the Body of the Church, some members are superior to others as in the human body there are the eye, hand and leg though they are all necessary and cannot be dispensed with. Who are, in your opinion, the ones superior over others, and the ones less privileged? Show clearly the work of each and the extent of the Church's need for it.

Conclusion:

- 1.
- 2.
- 3.

CONFESSING CHRIST

References:

Notes For Servants:

- 1.
- 2.

Objectives:

General:

Specific:

- 1.
- 2.
- 3.

Instructions:

- 1.
- 2.
- 3.
- 4.
- 5.

Bible Verse:

“Wherefore I give you to understand, that no man speaking by the Spirit of God calleth Jesus accursed: and that no man can say that Jesus is the Lord, but by the Holy Ghost.”

(1 Cor 12:3)

Lesson:

See Attached Sheets.

CONFESSING CHRIST

YOU ARE MY WITNESSES

Jesus chose His disciples to become witnesses for His death and resurrection and to proclaim the Gospel to the 'world. He said to them: "But ye shall receive power, after that the Holy Ghost is come upon you: and ye shall be witnesses unto me both in Jerusalem, and in all Judaea, and in Samaria, and unto the uttermost part of the earth." (Acts 1 :8)

After the Pentecost, the day when the Holy Spirit came upon them, St. Peter addressed the Jews and spoke to them of the life, death and resurrection of the Lord Jesus Christ. Three thousand persons believed in Christ on that day. Stephen, the first deacon in the church, was full of faith and of the Holy Spirit, and confessed that Jesus Christ is the Lord. His face was shining as the face of an angel.

THE BOLD CONFESSION AND THE MARTYRDOM

St. Paul said that when a Christian proclaims Jesus Christ Lord and God, he does not say his own words, but the Holy Spirit enlightens his heart and gives him power and courage. He never denies his faith as long as the Holy Spirit acts in him: "Wherefore I give you to understand, that no man speaking by the Spirit of God calleth Jesus accursed: and that no man can say that Jesus is the Lord, but by the Holy Ghost." (1 Cor. 12 :3)

- The Christians did not proclaim Christ in secret, but they confessed him in public as the Lord said:
"Whosoever therefore shall confess me before men, him will I confess also before my Father which is in heaven." (Mt. 10:32)
- The Saints and Martyrs have received the power to witness to our Lord from his cross. They follow their Lord through the path of death and resurrection.
- The community life of the early Christians, the "Koinonia" of the church, provided them with the power to witness to Christ: "And they continued stedfastly in the apostles' doctrine and fellowship, and in breaking of bread, and in prayers. (Acts 2 : 42)

HOW I CONFESS CHRIST?

Every Christian must confess Christ and witness to Him in our present world. This means that each one of us has to -complete the work of Christ on earth, and to struggle against the work of the devil in our world, and thus we become witness to the victory of Christ.

This witness must not be limited to verbal expression, but should be performed in the saintly life of service, sacrifice and self-giving.

- ★ I witness to Christ by my own behaviour when I offer myself as a good example in speech and conduct, in love, in faith, in purity. (1 Tim 4:12).
- ★ I witness to Christ when I am honest in my internal life, in purity of the mind and the senses.
- ★ I confess Christ when I offer service to others and lead them to repentance and living with Christ.
- ★ I confess Christ when I offer with thanksgiving of all what I have to the needy, sharing my bread with the hungry, covering the naked, caring for the stranger and the poor, and visiting the sick and the imprisoned.

- ★ I witness to Christ when I sacrifice for his name and accept with gladness any persecution may happened to me. (Col. 1:24).
- ★ I complete my witness to Christ when I am ready to offer myself even to death. (Acts 20:24)

HOW TO ATTAIN THE POWER OF PROCLAIMING CHRIST

St. Cyprian said that the Christians in the first century drank the cup of the Blood of Christ every day in order to give them the power to offer their own blood for His name.

When we raise our eyes and hearts towards the highest, we receive the power to say with St. Paul : “For I reckon that the sufferings of this present time are not worthy to be compared with the glory which shall be revealed in us. (Romans 8 :18).

In the Liturgy of St. Basil, the people raise their voices and sing: "Amen, amen, amen. We proclaim your death, and we confess your resurrection and Ascension... we glorify you, we thank you, and supplicate you our Lord and God."

OBSTACLES OF CONFESSING THE LORD

1. Fear of people: Sometimes we care for other people's opinions more than God. Confidence in God throws all fears away.

2. Lack of honesty in our inner life: A person who lives only for personal and selfish motives is deceitful and cannot witness to Christ.

3. Alienation from the Church community: A person who lives away from the Church, neglecting prayer, fasting and partaking of the Holy Communion becomes more and more alienated from spiritual life.

QUESTIONS

1. Why is the Church called the Witnessing Church?
2. Why were the Apostles and the saints bold in confessing their faith?
3. How did the martyrs confess their faith in Christ?
4. How could you confess Christ to the present world?
5. How could we achieve the power to witness for Christ. and what are the obstacles?
6. What should we do when a non-Christian asks us about our faith in Christ?

Conclusion:

- 1.
- 2.
- 3.

“Wherefore I give you to understand, that no man speaking by the Spirit of God calleth Jesus accursed: and that no man can say that Jesus is the Lord, but by the Holy Ghost.”

(1 Cor 12:3)

Lesson No. 42

**THE HISTORY OF THE LITURGY (1)
THE FIRST FOUR CENTURIES**

References:

The Shape of the Liturgy, D. G. Dix
The Liturgy of St. Mark, Fr. M. Dawood
Prayers of the Eucharist, Jassper and Cuming

Notes For Servants:

- 1.
- 2.

Objectives:

General:

Specific:

- 1.
- 2.
- 3.

Instructions:

- 1.
- 2.
- 3.
- 4.
- 5.

Bible Verse:

“Offer the sacrifices of righteousness, and put your trust in the LORD.”

(Psalm 4:5)

Lesson:

**THE HISTORY OF THE LITURGY (1)
THE FIRST FOUR CENTURIES**

THE LITURGY IN THE APOSTOLIC CHURCHES:

The Liturgy and its rites were handed by the Apostles to the churches which they had established. The Apostles were taught by the Lord himself, who for forty days, following His resurrection spoke to them "of the things pertaining to the kingdom of God." (Act 1:3)
Saint Paul emphasizes this fact when he says: "For I have received of the Lord that which also I

delivered unto you, that the Lord Jesus the same night in which He was betrayed took bread ..." (1Cor 12:23) Here, Saint Paul emphasizes the fact that each Apostle received the Liturgical tradition from the Lord Himself. Dix affirms the same when he writes: "Every Local church had received the rite of the Eucharist the way of performing it-with its first evangelisation. This is important. It means that the living tradition of the liturgy as the heart of its corporate life went back into the very roots of every apostolic church."

DOCUMENTATION OF THE LITURGY:

In the beginning, the liturgy was passed from the Apostles to their successors, the bishops as an oral tradition. This is the same way in which the books of the Bible were propagated. Oral tradition always preceded the written forms of both the Bible and the liturgies.

The liturgy was commanded to writing only after heresies started to appear in the church, and when heretics attempted to put their heretic teachings into the liturgy. The fact that a manuscript of a liturgical text is dated to the fourth century, does not mean that the liturgy was composed in the fourth century but merely that it was recorded in writing in the fourth century. Hamman emphasizes this: "The setting down in a written form of the Liturgical prayers in both Judaism and Christianity is a relatively late phenomenon. In both cases, it came about only after it was felt that tradition was in danger of being changed as long as it was not cast in forms that were set even to their last details. ... This is indeed the reason why we see Christian texts of this type becoming common only after the great crisis of Arianism i.e. after the second half of the fourth century."

Some of the heretical texts were also put in writing and these serve to emphasize the point we just mentioned, that the church put the liturgy in writing to guard it against such corrupt influences.

Other texts are also recorded, which although not heretical, yet do not represent the common usage of the church but rather a very localized tradition. An example of these is *THE EUCHOLOGIUM OF SERAPION* which appears to be the work of Bishop Serapion of Thmuis (Demiat). Such texts became extinct as the authority of the pre-eminent Bishop became established in each *see* (ecclesiastical jurisdiction), around the fourth century.

THE LITURGY OF ALEXANDRIA

Saint Mark, one of the seventy Apostles, who brought Christianity to Egypt around the middle of the first century A. D., also brought to Egypt the Liturgy that bears his name; The Liturgy of Saint Mark. This Liturgy which was originally in Greek, is probably the oldest and most authentic Liturgy in Christendom.

Saint John Chrysostom tells us that St. Mark was the first Apostle to inscribe the Liturgy, in the form of a service or a regular church ritual which is strictly followed in the celebration of the Eucharist. This is not without Biblical foundation. We know that the very first Eucharist was held in the upper room, in St. Mark's house in Jerusalem. The man carrying the pitcher of water is believed to be no other than St. Mark himself (Mk 14:13-15). The disciples even after the resurrection of the Lord, continued to meet and pray in his home. They also received the Holy Spirit there. According to tradition in all Apostolic churches, St. Mark's home is well known as the first church in the world.

When Saint Athanasius, 20th Patriarch of Alexandria sent Fromentius to Ethiopia in 330 A. D., as the first Egyptian head of the Ethiopian church, he gave him a copy of the Liturgy of Saint Mark, which the Ethiopians started to use immediately.

The Liturgy of Saint Mark has some characteristics that were borrowed by the other liturgies,

e.g. *the preface and the Sanctus*. Gregory Dix emphasizes this: "The use of the preface and the Sanctus in the Eucharistic prayer began in the Alexandrian church at some time before A. D. 230, and from there spread first to other Egyptian churches, and ultimately all over Christendom.

THE LITURGY OF ROME

The earliest Liturgy that is known to exist in the church of Rome is the liturgy of Hippolytus. Most agree now that this liturgy originated in Egypt and was exported to Rome. Hamman, speaking about the early Roman Liturgy had this to say: "The most ancient formula of consecration of the Eucharistic offerings is provided for us by Hippolytus, probably of Egyptian origin, and adopted by the Roman clergy." Dix, quoting another researcher says the same thing concerning Hippolytus: "Are we able to pinpoint his origin? Fr. Hanssens thought it possible and judged that he should be looked upon as an Alexandrian who became a Roman priest, seeking to transport from Alexandria to Rome those forms which he judged ideal." The noted French Theologian Father Louis Bouyer says this about the origin of the Liturgy of Hippolytus: "In any case it is a work of the third century and reflects if not the liturgical life of Rome, then that of Egypt and Alexandria."

THE LITURGY OF JERUSALEM

In Jerusalem, the city of our Lord, the Liturgy of Saint James was the dominant Eucharistic prayer by the fourth century. Not only in Jerusalem, but also in Syria, Arabia, Greece and Armenia. This was accomplished, no doubt, through the many pilgrims who travelled to the holy land.

The Liturgy is attributed to Saint James, the brother of the Lord (the Lord's cousin), who became the first Bishop of Jerusalem and who wrote the Epistle bearing his name in the New Testament. Hamman describes this liturgy by saying: "Despite the hellenization of its form and of the thought beneath it, it is still astonishingly close to the original Eucharyst." The liturgy shows great similarity to the Liturgy of Saint Mark.

THE LITURGY OF ANTIOCH

Antioch was the city in which Barnabas and Paul spent a whole year preaching and where the disciples were called Christians first. (Act 12:25,26). It was the first centre to be preached to outside Judea. In this important centre of Christianity, another Liturgical tradition thrived by the fourth century: The liturgy of the apostles. Supposedly written by Clement, Bishop of Rome, who in turn received it from the Apostles. The Liturgy is very similar to St. Mark's liturgy. It seems to be a re-arranged and expanded version of an earlier local liturgy that must have been very similar to the liturgy of Saint Mark.

An interesting point of historical importance is the prayer for "bishop Annianus and his parishes." St. Annianus was of course the second bishop of Alexandria following St. Mark.

To sum up, of all the four early centres of Christianity, only Alexandria used a liturgy that is considered to be the oldest of all liturgies, that is the Liturgy of Saint Mark. . While Jerusalem and Antioch utilized similar liturgies, very similar to Saint Mark's, but probably modified in form, Rome until the sixth century used a very primitive liturgy, exported to Rome by an Alexandrian priest who immigrated to Rome carrying with him the liturgy that bears his name. This ambitious and aggressive Alexandrian priest, named Hippolytus opposed the Pope of Rome and became the first "Antipope".

Conclusion:

- 1.
- 2.
- 3.

“Offer the sacrifices of righteousness, and put your trust in the LORD.”

(Psalm 4:5)

THE HISTORY OF THE LITURGY (2)
THE SIX CENTURY

References:

The Shape of the Liturgy, D. G. Dix
Eucharist, Louis Bouyer
Prayers of the Eucharist, Jassper and Cuming

Notes For Servants:

- 1.
- 2.

Objectives:

General:

Specific:

- 1.
- 2.
- 3.

Instructions:

- 1.
- 2.
- 3.
- 4.
- 5.

Bible Verse:

“Offer the sacrifices of righteousness, and put your trust in the LORD.”

(Psalm 4:5)

Lesson:

See Attached Sheets.

THE CHURCH OF ALEXANDRIA

The Greek Liturgy of Saint Mark has now been translated into Coptic. Since the translation is traditionally attributed to Saint Cyril, it became known as The Liturgy of Saint Cyril. There are basically no differences between the two, the odd word is found in one version and not the other and vice versa.

Another anaphora known as the anaphora of Saint Basil was by now established side by side with the anaphora of Saint Cyril. It was believed that Saint Basil brought this anaphora with him from Cappadocia during his visit to Egypt in A. D. 357. This is the view held by Dom Engberding and Baumstark. Another researcher, Father Hanssens questions this theory and thinks that the attribution to St. Basil of the text that the Egyptians knew at a very early date is incomprehensible.

This view of Father Hanssens has been dramatically confirmed by the discovery in 1960 of a version of the anaphora in Sahidic Coptic that may well be dated to the late third century, years before Saint Basil was born.

There is no doubt that the anaphora of St. Basil has been derived from the anaphora of St. Mark. The similarity between the two is not co-incidental. The institution narrative is the same in both. Both anaphoras start with "The Lord be with you all" rather than the Cappadocian Paulene formula, "The love of God the Father .. "

The most probable explanation is that Saint Basil, during a visit to Egypt, edited an already existing anaphora that had evolved from the much older St. Mark's. Although similar in many respects, the anaphora of Saint Mark and that which bears the name of Saint Basil have some differences that we shall summarize; In the anaphora of Saint Mark all the intercessions are before the anaphora while in St. Basil's many intercessions were introduced into the anaphora while still retaining the pre anaphoral intercessions.

A third anaphora known as the anaphora of St. Gregory the Theologian started to make its appearance, first in the monasteries of Nitria, and later in the rest of Egypt. Like the anaphora of St. Basil, which it resembles in many aspects, it is based on the ancient St. Mark's but reflects more Cappadocian influence. It starts with the Paulene grace formula, "The love of God the Father ..", so characteristic of the Cappadocian liturgy.

It is believed to be written by St. Gregory during his visit to Egypt as a young monk around the middle of the fourth century. The anaphora is addressed to Christ rather than to the Father. It abounds with the mature Theology of the fourth century, The Christological and sotiriological formulas are greatly expanded into what sounds like one of the sermons of St. Gregory the Theologian.

THE CHURCH OF ROME

In Rome, the Liturgy attributed to Pope Gregory the great, made its appearance in the sixth century and replaced the Liturgy of Hippolytus, which has been in use before it. The Liturgy of Gregory the great is quite different from that of Hippolytus both in structure and in the treatment of its subjects. This led many to believe that it could have not evolved from the Liturgy of Hippolytus.

Father Bouyer emphasizes this, "To explain the evolution that might have produced the canon of the Roman mass of St. Gregory with Hippolytus' Liturgy as a starting point, is to set a task for ourselves that has no chance of success."

Where then, did this Liturgy attributed to Pope Gregory the great come from? Father Bouyer answers this intriguing question by saying, "Ultimately we have to start with the Alexandrian Liturgy .. the Liturgy of St. Mark, which had long been classical in Alexandria." Father Bouyer further declares, "The analogies of content, structure and even similarities of expression are manifold between the solidly attested forms of the Roman Eucharist and those of the Alexandrian

liturgy. If we consequently wish to bring together all the elements capable of shedding light on the genesis of the present Roman eucharist, it is in relation to the Alexandrian eucharist that it is fitting to study it. Here, we are on solid grounds."

THE CHURCH OF CONSTANTINOPLE

Constantinople, the city of Constantine, the second Rome and capital of the eastern empire, started to compete with Rome and Alexandria as an important "see". Not only did it eclipse Jerusalem and Antioch, it eventually dominated all the churches of the east, except those who refused to subscribe to the Chalcedonian formula. Sooner or later, the liturgical practice of Constantinople is forced on all the local churches, including those of Jerusalem and Antioch. We are therefore going to concentrate on the liturgical developments in Constantinople, which were in due time, extrapolated to all the eastern Orthodox churches.

Towards the end of the fourth century, the liturgy commonly used in Constantinople was an expanded version of the Egyptian St. Basil's, almost twice its size. The question that naturally arises is whether the Egyptian version is an abbreviation of the Byzantine, or the other way around. In 1932, Dom Hieronymus Engberding demonstrated that the Egyptian text is an earlier version of the Byzantine rather than an abbreviation of it, and his conclusions have been universally accepted. This was confirmed by the discovery of a version of the anaphora in Sahidic Coptic that goes back to the end of the third century. This version also has influenced the anaphora of St. James (see previous article).

The Liturgy of St. John Chrysostom which gradually replaced the Byzantine St. Basil's, may well be the form used in Antioch during Chrysostom's episcopate. It has much in common with the anaphora of the Apostles (see previous article) and at several points the wording is very similar to the Byzantine St. Basil's. It is a short anaphora, less than half the length of the Byzantine St. Basil, which is no doubt the reason it supplanted the latter.

It seems that this liturgy is derived from both the anaphora of the Apostles and that of St. Basil. St. John Chrysostom might have only abbreviated it and touched it up rather than authored it. It then received his name when he moved from Antioch to Constantinople.

To sum up, by the end of the sixth century, Egypt had three liturgies, the old St. Mark which was now translated into Coptic, and two other anaphoras that were derived from the latter, St. Basil's and St. Gregory's. Rome abandoned its early liturgy, attributed to Hippolytus, believed to be of Egyptian origin, to adopt another liturgy, bearing the name of Pope Gregory the great, which is largely an adaptation of the Egyptian St. Mark. Constantinople starts to use an expanded form of the Egyptian St. Basil and later adopts a much abbreviated liturgy attributed to St. John Chrysostom.

Conclusion:

1. Try not to deny that you are Christian.
2. Do not sacrifice your Christian morals, no matter what!
3. Have the courage to follow church traditions and dogma even when among non-copts.

"Offer the sacrifices of righteousness, and put your trust in the LORD."

(Psalm 4:5)

SAINT ABANOUB

References:

El-Keraza, The Book of the Saints Montreal

Notes For Servants:

- 1.
- 2.

Objectives:

General: Have courage to confess Christ

Specific:

1. Do not deny that you are Christian.
2. Do not sacrifice your Christian morals, no matter what!
3. Have the courage to keep church traditions and dogma in front of others.

Instructions:

1. Church occasion
2. Introduce the topic by talking about the age of martyrdom.
3. Talk about St. Abanoub's life.
4. Emphasize his courage and what he could have gained if he did not confess Christ.
5. Give examples from our daily lives that apply to this.

Bible Verse:

“Verily I say unto you, Except ye be converted, and become as little children, ye shall not enter into the kingdom of heaven.”

(Matthew 18:3)

Lesson:

Saint Abanoub

THE CHILD SAINT AND MARTYR

Abanoub was born in a town called Nehisa in the Nile Delta. He was the only son of good Christian parents who died when he was a young child. At age twelve Abanoub entered the church to hear the priest asking the congregation to remain faithful during the persecutions provoked by Diocletian the Roman emperor.

Abanoub received the Holy Sacraments, then he prayed God to guide him to where he can

confess his faith in Jesus our Lord. After that Abanoub went out, and gave all his possessions to the needy. Then he set off to a city called Samanoud, on foot. While he was walking, he saw the Archangel Michael in celestial glory. The sight was so extraordinary that Abanoub fell to the ground, but the Archangel raised him up, and told him that he must suffer for three days in Samanoud and he that would witness to Jesus Christ in other places also.

Once in Samanoud, Abanoub went to the Roman ruler and declared his faith openly. He also insulted the ruler's idols. The ruler was mad and gave orders to whip him on his belly. The soldiers beat Abanoub severely until his intestines poured out of his tummy. But the Archangel Michael miraculously healed him. Then the ruler put him in jail with other Christians who were encouraged by his presence among them, and later were martyred for the name of Jesus.

The following day, the ruler took Abanoub on a boat to a city called Atrib, and for a punishment, he hung Abanoub upside down from the sail of the boat. The soldiers along with their ruler started drinking and dancing and hitting Abanoub on the mouth. Abanoub's nose bled, but then unexpectedly, the soldiers became blind and the ruler became paralyzed. In their agony they cried to him and said, "Please Abanoub, pray to your God to heal us. For if we are cured, we will become Christians."

St. Abanoub replied, "This will only happen in Atrib, so that everyone there should know that there's no other God but Christ." When they arrived in Atrib, they were all healed, and they cried with joy, "We are Christians! We believe in the God of Abanoub!" Then they took off their uniforms and threw them on the ground in front of the ruler of Atrib. The governor got very mad, and ordered them to be killed.

In Atrib, Abanoub was tortured severely, sometimes by whipping and sometimes by tying him to a steel bed and igniting fire under him. But in all these tribulations, the Lord showed his power and Abanoub was saved. As a result of these miracles, many onlookers became Christians, and received the crown of martyrdom. The ruler then gave orders to cut Abanoub's hands and feet. Suddenly the Angel of the Lord came down from heaven, put the hands and feet in place, and healed him. Then Abanoub got up and walked in front of everybody. Hundreds of people became Christians as a result of that miracle.

Frustrated, the ruler called some of the best magicians in the country, and asked them to help him defeat Abanoub. They suggested that he should be thrown to the poisonous snakes. "Those snakes have enough poison to kill two or three hundred men," they said. So they put Abanoub in a cell with the snakes, but God, who shut the mouths of the lions at the time of Daniel, tamed the snakes and they did not harm Abanoub. In the morning, and to everybody's astonishment, St. Abanoub came out from the cell alive. Then suddenly one of the snakes crawled out of the cell and coiled itself around the ruler's neck. The man started shaking and he cried, "In the name of Jesus your God, be merciful to me and don't let the snake harm me. 11 The saint who loved everyone - friend or enemy - just as the Gospel commands, prayed from the heart, and then ordered the snake to come down and not to hurt the ruler. On that day, many people who were present including the three magicians believed in Jesus.

Finally one of the ruler's advisers told him to behead the saint and put an end to that episode. So the ruler ordered the soldiers to kill St. Abanoub by the sword. A faithful man called St. Julius wrapped Abanoub's body in fine linen and sent him to his hometown Nehisa where he was buried.

In 960 A.D., his body was transferred to St. Virgin Mary's church in Samanoud where it still lies until today. Throughout the years, Abanoub made lots of apparitions in that church. He used to

appear as a twelve year old child and play with children of his age. Once he interfered in a fight between some Christian and Moslem children. This incident aggravated one of the prominent Moslems who lived beside the church. The priest of the church, who was an old man, got mad when he learned about what happened. In his fury he forbade the Child Saint from appearing. Amazingly, the Saint obeyed the priest's decision and the apparitions stopped for many years.

It was only in 1974, when Father Abanoub Louis was ordained priest at that church, that he summoned two bishops who came to the church and after praying fervently, they gave permission to the saint to appear if he wished. In about two weeks time the first apparition was witnessed followed by numerous miracles and appearances.

A well-known bishop visited Montreal recently and spoke about the miracles that he witnessed himself. He said, "One day, I was visiting Samanoud, and I participated in celebrating mass in St. Virgin Mary and St. Abanoub Church. The mass was in the middle of the week, and was attended by few people. After we finished, I told the priest that he has a beautiful church, and that I really enjoyed praying mass in it, except for one little thing." I added that throughout the prayers a young boy kept coming in and out the front door. The priest told me that he did not see any young children, and that the mass was attended by few grown-ups. Then he concluded that young boy was St. Abanoub.

Another man said that after he attended mass, he went on his way carrying a briefcase. "It was raining, and I slipped, and fell into a puddle. Then a young boy came running at me, and helped me get on my feet. He handed me my briefcase, and told me to cross to the other side of the street. I was surprised to find out that my clothes and my briefcase were completely dry. Then I looked for the little boy, but he had disappeared."

Abanoub was only twelve years old when he was martyred by the Roman ruler. On July 31 our Church celebrates his death, as the day of his birth into eternal life.

Abanoub's relics, as well as the relics of any Christians who died with him, are still reserved in St. Virgin Mary and St. Abanoub church in Samanoud. It is also said that the Holy Family visited that place during their light Into Egypt. The church still contains the well from which Lord Jesus, St. Mary, and St. Joseph drank. Numerous apparitions and miracles do occur in that church until this very day.

May the prayers and supplications of this great Martyr, the Child Saint Abanoub be with us. Amen.

Conclusion:

1. Try not to deny that you are Christian.
2. Do not sacrifice your Christian morals, no matter what!
3. Have the courage to follow church traditions and dogma even when among non-Copts.

PARTY IN HEAVEN

References:

Notes For Servants:

- 1.
- 2.

Objectives:

General:

Specific:

- 1.
- 2.
- 3.

Instructions:

- 1.
- 2.
- 3.
- 4.
- 5.

Bible Verse:

Lesson:

PARTY IN HEAVEN

Today, we are going to wander about in a space trip, much more wonderful than the trips made by the space ships.

You may have heard that Paul the Apostle, made such a trip one day. He did not know whether it was in the body or in the soul, but he was caught up into Paradise where, according to what he said,

he saw: “But as it is written, Eye hath not seen, nor ear heard, neither have entered into the heart of man, the things which God hath prepared for them that love him.” (1 Cor 2:9)

How anxious is each one of us to read, hear and explore the other world and its mysteries! That is why we enjoy what John wrote about the revelation he saw as he was in the Spirit of the Lord’s day. He saw our Lord Jesus Christ declare to him the secrets of the future saying: “I am Alpha and Omega, the beginning and the ending, saith the Lord, which is, and which was, and which is to come, the Almighty.” (Rev 1:8)

If we proceed with our trip, cross the material barriers and arrive at the gates of Paradise, we shall recognize many personalities we have already heard about, and have been anxious to meet.

I. Our first meeting’ at the gates of ParacEse is with “the Right Thief”

Here is our conversatita with him

- We heard Jesus Christ say to you, “Today shalt thou be with me in Paradise.” Certainly you are among the very first to enter this place with him. Tell us what is this Paradise? Is it a beautiful garden full of abundance and fruits.. a garden under which rivers run?
- We are here in a waiting place in which the saints, God’s beloved gather in joy and perfect happiness. It is what you call in your prayers: “In the bosom of Abraham, Isaac, Jacob in green pastures, by the waters of restfulness, in the Paradise of delight, the place from which is fled all sadness, sorrow and sighing, in the light of Thy saints.” Here we have got only an earnest of glory, and we are waiting for the events of resurrection and the great day of judgement. The splendour of the place and its beauty drs not lie in its being a garden full of delights, but because the Lord Jesus Christ is in the midst of His saints revealed in all His glory. His beauty and splendour shine on the place and on those who are in it.
- How long did it take you to come from the earth to this place. Demas?
- You may remember what the Lord said to me as He was on the cross: “Today shalt thou be with me in Paradise.” Today It does not need any time at all to travel as you want. The Spirit has an unlimited speed and it does not need fine to get from one place to another:
- Then, why do we make the prayer called “the prayer far dismissal of the Spirit” on the third day after death?
- This prayer is not for the dismissal of the Spirit of the dead as some wrongly take it; it is made to dispel the Spirit of sadness away from the family or the dead, and to comfort its members.
- Generations have passed and the Church still repeats in her prayers some of your powerful words, when you said. “Lord, remember me when thou comest into thy Kingdom.” What did you mean by these words?
- I meant the coming of the Lord Jesus Christ who will come to judge the living and the dead, and announce His eternal Kingdom above all creation, all peoples.

— Yes, Amen . . Come Lord Jesus.

II. And we proceed to our second meeting with St. Paul, the Apostle of struggle

- We heard you in your latter days saying, “I have fought a good fight, I have finished my course, I have kept the faith; henceforth there is laid up for me a crown of righteousness.” As if you saw what was awaiting you after your departure!
- Yes, very clearly “having a desire to depart, and to be with Christ; which is far better.” Didn’t I describe to you one day what I witnessed when I was caught up: “unspeakable word, which it is not lawful for a man to utter” and what “Eye hath not seen nor ear heard”
- We still repeat these words especially when we pray for the dead.
- Why do you call them dead? I don’t like this term. There is no death here but departure. God, Himself, says: “I am the God of Abraham and the God of Isaac. and the God of Jacob. God is not the God of the dead, but of the living.”

The Church does not know death, and there are no dead among her true members, all are living. The Church is the Levi’s body, and the body of the Lord never dies. You should know that we are one living Church; some of her members have fought their fight, conquered and triumphed; others are still fighting, and the rest are still to come in future generations.

- Allow us, great master, to ask you about something important: Is prayer for the departed, of any use to them?
- The basis of the prayer for the departed, is our faith in the resurrection of the bodies and eternal recompense. These who departed have not been judged yet: they are in a state of waiting. On the day of judgement, there will be mercy for those that have shown mercy, and “mercy rejoiceth against judgement.”

Don’t you remember how I recommended Timothy to take care of the house of Onesiphorus after his departure and I prayed for his soul saying, “the Lord grant unto him that he may find mercy of the Lord in that day.” (2 Tim. 1:18).

- Does this mean that there is forgiveness after death?
- This is the Church’s true faith; that is why she prays for her dear departed that “If any neglect or slackness has overtaken them as mortals, repose O Lord and forgive them.”

III. And we come to our meeting with Our Holy Mother, the Virgin Mary.

With her was a host of saints; fathers, prophets, apostles, martyrs, missionaries and confessors.

- Blessed art Thou O Mother of Light. All generations bless thee. We always resort to you and seek your protection when we are in distress and always find strong support from you. Do you know what is happening to us?

- Do YOU think that death separates us from you? **Never!** This has never happened. The view of the whole world is clear before us. We sympathize with you because you are not the children of heaven. We pray for you as you also pray for us.
- Truly, when we mention you in the saint's commemoration, we are ashamed of ourselves and we raise our voices in supplication, "Graciously, O Lord, remember all the saints... Foremost, she that is the Saint full of glory, the Virgin for all times, the Mother of God who gave birth to God the Word".

But soon we realize our own great need for your intercession for us and we cry from the depth: "O Lord, we are not worthy to pray that those saints be blessed. It is they who lift up our prayers before Thine Only begotten Son, interceding for us in our weakness and pitying us in our degradation.

Forgive us our sins for the sake of their holy supplications, and for Thy holy Name which is called upon us.

- The bonds that tie us with you are not physical bonds, but they are holy and spiritual, that get us together into deep spiritual love around the throne of the glorious Beloved.
- Oh honest Saint! Intercede for us to your Beloved Son. Be with us when our souls depart from our bodies — Amen.

Conclusion:

- 1.
- 2.
- 3.

THE TITLES OF THE HOLY VIRGIN SAINT MARY

References:

El-Keraza, H. G. Bishop Youssef General Bishop for the Southern States of USA.

Notes For Servants:

- 1.
- 2.

Objectives:

General:

Specific:

- 1.
- 2.
- 3.

Instructions:

- 1.
- 2.
- 3.
- 4.
- 5.

Bible Verse:

“Behold, from henceforth all generations shall call me blessed.”

(Luke 1:48)

Lesson:

See Attached Sheets.

The Titles of The Holy Virgin Saint Mary

On the occasion of the fast and feast of our Lady, the Mother of God, the Virgin Saint Mary, we would like to present some of her many titles which are used by the Coptic Orthodox Church, and these are:

1. The 'Theotokos'

This is a Greek word composed of two syllables: 'Theo,' meaning 'God', and 'tokos' meaning 'bearer'; that is, 'she who bore God in her womb. This Theological term has its origins in the Bible, in the following places:

- a) The archangel Gabriel announced to Saint Mary saying, "The Holy Spirit will come upon you, and the power of the Highest will overshadow you; therefore, also, that Holy One who is to be born will be called the Son of God" (Luke 1:35).
- b) Elizabeth said to Saint Mary, "But why is this granted to me, that the mother of my Lord should come to me?" (Luke 1:43)
- c) Isaiah prophesied concerning Saint Mary and said "Behold, the virgin shall conceive and bear a Son, and shall call His name Immanuel. " (Isaiah 7:14 and Matthew 1:23)

2. The 'Second Heaven'

According to Acts 7:49, "Heaven is My throne, and earth is My footstool", God dwells in heaven, and therefore we call Saint Mary the 'second heaven' because God descended and dwelt within her.

3. The 'Golden lampstand' and The 'Mother of True Light'

Saint Mary carried our Lord Jesus Christ, Who is the True Light of the world (John 8:12), and for this reason, we give her this title. In the introduction to the creed, we also say 'We exalt you the Mother of the true Light...

4. The 'Golden Censer'

Saint Mary bore our Lord Jesus Christ, the 'Sweet Aroma.' On another point, the union, within the censor, of charcoal and fire, symbolises the unity between the Divinity and Humanity of our Lord, and thus we call her the '*golden censer*' because she carried the incarnate God in her womb.

5. The 'Burning Bush'

Moses saw a burning bush which was not consumed, "And the Angel of the Lord appeared to him in a flame of fire from the midst of a bush. So he looked, and behold, the bush burned with fire, but the bush was not consumed" (Exodus 3:2). The fire is a symbol of God, "For the Lord your God is a consuming fire" (Deuteronomy 4:24), and the burning bush, which was not consumed by fire, is a symbol of Saint Mary, who carried the fire of the Divinity in her womb and was not consumed by it.

6. 'Aaron's Rod'

This rod sprouted, put forth buds, produced blossoms, and yielded ripe almonds, without being planted nor watered (Numbers 17:1-11), and for this reason, it is a symbol of Saint Mary, who, being virgin, gave birth to God the Logos.

7. The 'Ever-Virgin'

In the fraction of advent, the priest says 'She, being virgin, gave birth to Him, and her virginity is sealed.' We believe that Saint Mary's virginity existed before, during and after the birth of our Lord Jesus Christ. Ezekiel prophesied regarding her virginity and said "Then He brought me back to the outer gate of the sanctuary which faces toward the east,

but it was shut. And the Lord said to me; this gate shall be shut, it shall not be opened, and no man shall enter by it, because the Lord God of Israel has entered by it, therefore it shall be shut." (Ezekiel 44:1 & 2) This closed gate is a symbol of Saint Mary's perpetual virginity.

Saint Mary was not married, as is apparent from her answer to the Archangel Gabriel, "How can this be, since I do not know a man?" (Luke 1:34) At that time, she was betrothed to Saint Joseph, and if she was planning to get married to Joseph, she would not have asked this question and said "Since I do not know a man..." This answer is a declaration that she vowed herself to God.

8. '*Jacob's ladder*'

"Then he dreamed, and behold, a ladder was set up on the earth, and its top reached to heaven; and there the angels of God were ascending and descending on it." (Genesis 28:12) This ladder is a symbol of Saint Mary, because our Lord Jesus Christ came down from heaven to earth by taking flesh through her, and thus she was the junction between heaven and earth.

9. The '*Manna Pot*'

Our Lord Jesus Christ is the 'True Manna,' Who descended from heaven and gave life to the world - "This is the bread which came down from heaven-not as your fathers ate the manna, and are dead. He who eats this bread will live forever." (John 6:58), and thus, Saint Mary is the 'golden pot' who carried the '*True Manna*' in her womb (Exodus 16:32 & 33).

10. The '*Ark of the covenant*'

"...and behind the second veil, the part of the tabernacle which is called the Holiest of All, which had the golden altar of incense and the ark of the covenant overlaid on all sides with gold, in which were the golden pot that had the manna, Aaron's rod that budded, and the tablets of the covenant; and above it were the cherubim of glory overshadowing the mercy seat." (Hebrews 9:3-5)

This Ark:

- i) was overlaid on all sides with gold, and this is a symbol of Saint Mary's purity which is like the pure gold.
- ii) contained the manna, which is a symbol of Jesus Christ, the 'Living Bread', and the tablets of the covenant, which are a symbol of Jesus Christ the Word (John 1:1).
- iii) had placed above it the cherubim of glory, overshadowing the mercy seat, and that is why in the icon of Saint Mary, we see angels overshadowing her.

Conclusion:

- 1.
- 2.
- 3.

SAINT MARINA

References:

Notes For Servants:

- 1.
- 2.

Objectives:

General:

Specific:

- 1.
- 2.
- 3.

Instructions:

- 1.
- 2.
- 3.
- 4.

Bible Verse:

“Verily I say unto you, That ye which have followed me, in the regeneration when the Son of man shall sit in the throne of his glory, ye also shall sit upon twelve thrones, judging the twelve tribes of Israel.” (Matthew 19:28)

Lesson:

Saint Marina the Ascetic

On the 15th day of the Coptic month of Misra (21 August), the Church celebrates the departure of Saint Marina the Ascetic. Marina was the daughter of a very pious rich Christian man and she was originally named Mariam; her mother passed away when she was very young and she was brought up by her father who wished to depart and live in a monastery after he had found her a husband.

When the young girl knew of her father's plan she asked why he intended to save his own soul and not hers, but her father did not know what to do with her as she was a girl. Mariam suggested to her father that she would wear men's clothes and go with him to live in the monastery; on saying this, she immediately cut her hair and changed her clothes. When her father saw that she was serious, he distributed his wealth upon the poor, changed his daughter's name to Marina and

went to live in a monastery, sharing a cell with her. After ten years of prayer, fasting and worship her father died, leaving her alone. Marina increased in her level of asceticism and continued to conceal the fact that she was a woman. All around her assumed that the delicacy of her voice and appearance was due to her long periods of prayer and strict ascetic life.

One day, the abbot of the monastery sent her with three other monks to attend to some business for the monastery. As the journey was long, they were forced to spend the night in a hotel. At the same time, one of the king's soldiers was staying in the hotel and was fond of the hotel-owner's daughter, he sinned with the girl and told her to tell her father that it was Marina the monk who was the cause. After a few months it was discovered that the girl was pregnant and, as was agreed, she told her father that Marina was to blame.

On hearing the story, the man went furiously to the abbot of the monastery. The abbot calmed the man down and told him that he would see to the matter. The abbot called Marina and reprimanded her severely. When she heard the allegations she wept and asked forgiveness, not denying anything. The fact that there was no attempt to deny the fault made the abbot so furious that he told her to leave the monastery; she left at once and remained outside the gate of the monastery for quite a long time. When the hotel-owner's daughter gave birth, he took the child and gave him to Marina. She took the child amongst the shepherds so that she could give him milk to drink and remained caring for him outside the monastery for three years until the monks pleaded with the abbot to allow her to return. The abbot finally agreed to her return but imposed heavy penalties upon her. Marina performed hard labour in cooking, cleaning and carrying water to a level over the penalties imposed upon her.

The child grew and became a monk. When Saint Marina reached the age of forty, she became ill for three days, after which she passed away. The abbot ordered that her clothes be changed and that she be transferred to the church for the funeral prayers. While doing this, the monks discovered that she was a woman and were very distressed. The monks informed the abbot and he came and wept bitterly for what he had done. The abbot then called the hotel-owner and informed him that Marina was actually a woman; he went to where she lay and also wept for the pain and suffering which he had unjustly brought upon her. After the funeral prayers, her brothers the monks all received her blessings and one amongst them who only had one eye, after he touched the saint, received sight in the other eye. God also permitted that a devil possess the hotel-owner's daughter and her friend the soldier and bring them to the tomb so that they could confess before all.

Saint Marina's holy and pure body became the source of many great blessings. May her blessings be with us all.

Conclusion:

- 1.
- 2.
- 3.

St. Mary's Coptic Orthodox Church
Sunday School Program 1721 A.M. (2004/2005)
Saint Athanasius' Class (Grade 8)

(Bashans 7, May 15)

Dalida Fahmy

Atef Rizkalla

LESSON DATE	LSN No.	TEACHING AID	SUBJECT	OCCASION FEAST	DATE	F
----------------	------------	-----------------	---------	-------------------	------	---

1st Period

12-Sep-04	1		Nairouz - St. Theodor of Shutb	Nairouz	09/11	
19-Sep-04	2		Creation, Is It True			
26-Sep-04	3		Jesus' Words on the Cross	The Cross	09/27	
03-Oct-04	4		Christians & Peer Pressure			
10-Oct-04	5		Abraham, The Father of Fathers	Thanksgiving	10/11	
17-Oct-04	6		Time, It's Importance			
24-Oct-04	7		How To Study the Bible			
31-Oct-04	8		The First & Second Commandment	St. Roweis	11/01	
07-Nov-04	9		Belonging and its Meaning			
14-Nov-04	10		Destructive Religion Movements	Pope Shenouda III	11/14	
21-Nov-04	11		The Third Commandment			
28-Nov-04	12		Holy Zeal	Advent	11/25	
05-Dec-04	13		The Forth Commandment and Sunday			
12-Dec-04	14		The Fifth Commandment			
19-Dec-04	15		Factors of Success (5th command.)			
26-Dec-04	16		The Sixth Commandment			
02-Jan-05	18		Meaning of Christmas	Christmas	01/07	
09-Jan-05	17		Anger & Calmness			
16-Jan-05			Review	Circumcision	01/14	
23-Jan-05	19		The Meaning of Epiphany	Epiphany	01/20	
				St. Dimiana	01/20	
				Cana Galilee	01/21	

Back To Index

St. Mary's Coptic Orthodox Church
Sunday School Program 1721 A.M. (2004/2005)
Saint Athanasius' Class (Grade 8)

(Bashans 7, May 15)

Dalida Fahmy

Atef Rizkalla

LESSON DATE	LSN No.	TEACHING AID	SUBJECT	OCCASION FEAST	DATE	F
----------------	------------	-----------------	---------	-------------------	------	---

2nd Period

30-Jan-05	20		The Seventh and Eighth Commandment	St. Anthony	01/30	
06-Feb-05	21		Love, Sex and Lies			
13-Feb-05	22		The Ninth and Tenth Commandment	In The Temple	02/16	
20-Feb-05	23		Do Not Love the World	The Fast of Jonah	02/21	
27-Feb-05	24		Christian Life in the Modern World			
06-Mar-05	26		Life of Pope Kyrillos VI	The Holy Lent	03/07	
13-Mar-05	27		The Holy Lent	Pope Kerolous VI	03/09	
20-Mar-05	28		The Sermon on the Mount I	The Cross	03/19	
27-Mar-05	29		The Sermon on the Mount II			
03-Apr-05	25		Respecting Elders	St. Mary of Zeitoun	04/02	
				Annunciation	04/07	
10-Apr-05	32		St. Monica			
17-Apr-05			Review			
24-Apr-05	30		The Passion Week	Palm Sunday	04/24	
				Maundy Thursday	04/28	
				Great Friday	04/29	
01-May-05			Easter Day	Easter	05/01	
				St. George	05/01	
08-May-05	31		The Blessing of Resurrection in Our Lives	Thomas Sunday	05/08	
				St. Mark	05/08	

Back To Index

St. Mary's Coptic Orthodox Church
Sunday School Program 1721 A.M. (2004/2005)
Saint Athanasius' Class (Grade 8)

(Bashans 7, May 15)

Dalida Fahmy

Atef Rizkalla

LESSON DATE	LSN No.	TEACHING AID	SUBJECT	OCCASION FEAST	DATE	F
----------------	------------	-----------------	---------	-------------------	------	---

3rd Period

15-May-05	34		St. Mark and St. Athanasius	St. Athanasius	05/15	
22-May-05	33		How to Win the Love of Others			
29-May-05	36		Saint Serapamon Abou Tarha	The Flee to Egypt	06/01	
05-Jun-05	35		The Meaning of Ascension	Ascension	06/09	
12-Jun-05	37		The Meaning of Victory			
19-Jun-05	38		Victory over Tongue: Sins of the Tongue	Pentecost	06/19	
				Archangel Michael	06/19	
26-Jun-05	39		Victory over Passion: Revenge, Vanity			
03-Jul-05			Review			
10-Jul-05	40		St. Gregory the Theologian	Apostles' Feast	07/12	
17-Jul-05	42		King David	St. Shenouda	07/14	
24-Jul-05	41		St. Timothy			
31-Jul-05	43		The Creed (I)			
07-Aug-05	44		The Creed (II)	St. Mary's Fast	08/07	
14-Aug-05	45		Sedhom Bishay	Transfiguration	08/19	
21-Aug-05	46		Christianity and Women	St. Marina (Ascetic)	08/21	
				St. Mary's Feast	08/22	
28-Aug-05	47		Heroes of Faith: Severus of Antioch			
04-Sep-05			Review			

Back To Index

Lesson No. 1

Saint Theodore of Shoteb

References:

Notes For Servants:

- 1.
- 2.

Objectives:

General: Love is the fulfilment of Christianity.

Specific:

1. Understand what keeps us from loving others.
2. Read the Bible regularly to learn about means that help us attain love.
3. Work on one item at a time; love does not come overnight!

Instructions:

1. Church occasion (the Coptic New Year)
2. Talk about his life before the priesthood.
3. Explain the important role he played as a priest and a bishop.
4. Tell the story of his martyrdom.
5. Talk about his gifts and contribution to the Church.

Bible Verse:

"Owe no man any thing, but to love one another: for he that loveth another hath fulfilled the law"

Rom. 13:8

Lesson:

Saint Theodore of Shoteb

The Roman king Nomarios sent his general Anastasius to Upper Egypt to gather strong men, to fight the war against the Persians. He arrived at Shoteb (a small town beside Asiut in Upper Egypt) and was highly impressed by Youhanna (John) of Shoteb and took him back to Antioch.

In Antioch God gave him grace and found favour at the king and was not permitted to go to war. Anastasius the general took him to his house and Youhanna married the general's daughter Acini and they had Theodore. (Which means the sacrifice of God).

Acini asked Youhanna to pay homage to her idols. He refused and said to her that when Theodore would grow up he would take him to Egypt and baptize him and make him live as a good Christian.

Acini got scared to loose her son and began threatening Youhanna. Jesus Christ appeared to

Youhanna and relieved him from his fears and asked him to return to Egypt and God will take care of his son.

Theodore grew up. He learned from his neighbours that his father is not dead as his mother made him believe and that he is a Christian from Shoteb in Egypt. He faced his mother with these facts and crushed the idols in the palace, this made the devils furious and threatened him. He then left the palace and got baptized, at the age of 16.

He was appointed a general officer. During one of his regiment's patrols he saw a deer and between his horns a lamb in a circle of light telling him ATheodore, I am the Lamb of God, that takes away the sin of the world, I am the God of your father Youhanna.@ Theodore tried to catch the deer, so he said to him -Do not try to catch me my beloved Theodore, it is me who catches you by the net of my divinity. Go see your father Youhanna in Egypt before you get martyred on my name.

He appointed a friend of his in command to the army in his absence and went to Shoteb looking for his father. He found him five days before his death and Theodore ordered that his body would be buried beside his father. He then returned back to the command of the army.

War rose between the Romans and the Persians. Diocletian gathered his armies and conquered the Persians. In this war St. Theodore of Shoteb met St. Theodore the Oriental.

The governor of Euchaita died and Diocletian appointed St. Theodore of Shoteb in his place. A dragon used to attack the city often and the town=s people would offer him some boys to appease him. It happened at that time a widow arrived to town with her two sons, they kidnapped her sons and tied them to a siris tree as offerings for the dragon. The widow appealed for the aid of St. Theodore. He killed the dragon and saved her sons. The town people believed in Jesus Christ, and St. Theodore destroyed the pagan=s temple. When the priests of the idols saw their gods destroyed they complained to Diocletian.

Diocletian sent for St. Theodore. He was not scared and confessed his faith in Christ. The emperor tortured him severely. He died four times, in three times the Lord raised him and in the fourth he obtained the garland of martyrdom on, Abib 20,36 A.M - July 27, 320 A.D.

May the blessings of this great martyr be with us and glory be to God forever Amen.

Conclusion:

Love is the fulfilment of Christianity.

1. Understand what keeps us from loving others.
2. Read the Bible regularly to learn about means that help us attain love.
3. Work on one item at a time; love does not come overnight!

Lesson No. 2

CREATION

References:

Notes For Servants:

- 1.
- 2.

Objectives:

General:

Specific:

- 1.
- 2.
- 3.

Instructions:

1. Church occasion.
- 2.
- 3.
- 4.
- 5.

Bible Verse:

Lesson:

CREATION

Question:

How can the account of the Bible that God created the world in six days coincide with the opinion of geologists that the earth is thousands, even millions, of years old?

Answer:

The days of creation are not 'solar days' as are our days now.

The 'day' of creation is an unknown period of time, it could have been a second or thousands of

millions of our years. This period was determined by A..... so the evening and morning were...@.

The proofs for this are many and we will mention a few of them:

1. The 'solar day' is a period of time between the rising of the Sun and its rising again on the next day or between its setting and its setting again. Since the Sun was not created until the fourth day (Genesis 1:16-19), the first four days were obviously not solar days.
2. Regarding the seventh day, the Bible does not state that it is yet over. The Bible does not say, 'so the evening and morning were the seventh day' and thus thousands of years have passed from the time of Adam until now without the end of the seventh day. Accordingly, the days of creation are not solar days, but unknown periods of time.
3. On the topic of creation and its six days, the Bible states,
AThese are the generations of the heavens and of the earth when they were created, in the day that the LORD God made the earth and the heavens,...@ (Genesis 2:4).
Thus the Bible sums up in the word 'day' all six days of creation.

Therefore, whatever is said by geologists about the age of the earth is not contradicted by the Bible because it does not mention any particular period.. The way in which the Lord looks to the measurement of time is explained by Saint Peter when he says,
ABut, beloved, be not ignorant of this one thing, that one day is with the Lord as a thousand years, and a thousand years as one day.@ (2 Peter 3:8)

Question:

In the book of Genesis there are two stories about the creation of man, the first is present in the first chapter where it is stated that God created humans, male and female; the second account is in the second chapter where Adam and Eve were created. Do these two accounts coincide with each other?

Answer:

The account of the creation of man is one story, regarding the same man.

The account is mentioned as a whole in the first chapter but is detailed in the second chapter.

In the first chapter the creation of man was a part of the creation process as a whole, its details then came in the second chapter. The second chapter then mentions the way in which Adam was created from dust, after which God breathed into his nostrils the breath of life; Eve was then created from one of Adam's ribs. Chapter two also mentions the way that Adam felt before and after Eve's creation as well as mentioning the naming of Adam and Eve.

The two accounts are integral parts of each other, in the first one may find the blessing which was given and the foods which were allowed to be eaten. In the second, one may find how these were created, the names which were designated to them, and the mention of paradise.

Conclusion:

- 1.
- 2.
- 3.

Lesson No. 3

The Seven Words on the Cross

References:

Notes For Servants:

- 1.
- 2.

Objectives:

General:

Specific:

- 1.
- 2.
- 3.

Instructions:

1. Church occasion.
- 2.
- 3.
- 4.
- 5.

Bible Verse:

Lesson:

The Seven Words on the Cross

Seven pronouncements were made by Our Lord during His suffering on the cross. They were a lifeblood for us all.

At every few instances did our Lord talk during His trial, or while being tortured and reviled. He forfeited His own right, and conceded His self-respect, "Love does not seek its own" (1 Corinthians 13:5).

On the Cross, however, He spoke out for our sake, our benefit and our salvation. Each word had its own impact.

We recognise, in Christ's words on the Cross, the property of giving, and we are apt to wonder that while He was in a state of affliction and submission on the Cross, He was a giver.

Our Lord gave:

forgiveness to His persecutors,
Paradise to the thief on His right side,
His Blessed Mother a spiritual Son and provided her with care and attention,
John the beloved the blessing of accommodating Mary in his house,
the Father the price of the Divine Justice as ordained,
humanity atonement and redemption,
us the security that the act of salvation has been accomplished.

In short, He has given everybody his due while no one gave Him anything. He offered all that to humanity though humanity offered Him nothing in return, except gall and vinegar.

The first and last of Christ's seven pronouncements on the Cross were addressed to the Father, His First being: "Father, forgive them" (Luke 23:34), and the last, "Father, into Your hands I commend My spirit" (Luke 23:46).

Between the first and the last, two other statements were also addressed the Father: "My God, why have you forsaken Me?" (Matthew 27:46), and "It is finished" (John 19:30). Although this Last pronouncement could be merely a general statement, it is still a message to the Father "I have finished the work which You have given Me to do" (John 17:4). Therefore, while at least half of Christ's words were addressed to the Father. They were also words of assurance to humanity.

We, also, note that He addressed the Father in two ways: *"Father" and "My God."*

By the use of the word "Father", He contested those who challenged Him, saying: "If You are the Son of God, come down from the Cross" (Matthew 27:40), and offered evidence that He is the Son of God. He did not descend from the Cross, however, but made the Cross ascend to Heaven!

With the word "Father" He established His divinity, while with the word "God" He established His humanity. Through both words, He declared His being the incarnated God, Who "Was manifested in the flesh". (1 Timothy 3:16). With the use of the word *"Father"*, He refuted the fourth century heresy of Arius, who denied Christ's divine nature, and with the term "My God", He refuted the fifth century heresy of Eutyches, who denied Christ's human nature. In the former He was speaking as the Son of God, and in the latter, as the Son of Man, or the representative of humanity.

On the Cross, He did not only address the Father, but He also addressed humanity, that is, He addressed the saints, exemplified by the holy Virgin and John the Apostle, and the penitent sinners represented by the thief on His right.

His were words of blessedness and grace.

It was a moment of salvation, worthy of all bliss. Thus, He spoke the words of forgiveness, redemption and everlasting life. He spoke the words of endowment and grace. On the Cross, He did not condemn anybody, He did not punish a single person, in spite of all His afflictions. He did not come to destroy, but to save the world.

Christ's words on the Cross follow a certain order, the wisdom of which cannot be mistaken; others first, and Himself, second. His being is for the benefit of others. He started by asking forgiveness for humanity, for while on the Cross, His holy blood started having its impact as an instrument of redemption, and with the advent of redemption came the second statement proclaiming the opening of Paradise. For as the price of redemption was settled by blood, accessibility to Paradise must take effect.

We also notice that the Lord Jesus Christ mentioned His enemies before He mentioned His friends. His first words referred to His persecutors, then the penitent thief, and finally to the Virgin Mary and Saint John.

When He spoke with God the Father, He first addressed Him as the Father, then as God; firstly, as "The only begotten Son, who is in the bosom of the Father" (John 1:18), and then, as the Son of Man born since the fullness of time.

His first three words pertained to the act of forgiveness and providence, while His last four words came as a declaration that the act of redemption had been fulfilled.

His words, "*My God, My God, why have You forsaken Me?*" denote that the Father has forsaken Him in order for Him to pay the price of redemption, as well as to point to His emotional agony in sustaining God's wrath for the transgressions of man.

His words, "*I thirst*" (John 19:28) point to the physical torment that He sustained for humanity's sake. Both pronouncements mean that He was paying the price. The words, "*It is finished*" are an implicit assurance to man that the price has been paid. The clause saying, "*Into Your hands I commend My spirit*" signifies that death is the wages of sin, and through death, redemption was accomplished. Thus, the last four phrases were an assurance to humanity concerning redemption.

There is also a cry of joy and triumph in the last two phrases.

As God has declared His agony by which redemption was accomplished, He announced His joy for the accomplishment of such redemption.

The phrase, "It is finished" signifies that everything conducive to final redemption has been fulfilled. God found joy in the accomplishment of the act He planned, and did not allow anything to hinder it. This also applies to His pronouncement, "Into your hands I commend My Spirit". With these two

last statements, He declared the defeat of the devil. The battle was over. Through death, God had put an end to the power of death, and there came the cry of triumph and joy.

The foregoing statements amply teach us that the Lord Jesus Christ, while on the Cross, was working for us. Not only was He achieving our redemption, but He was continuing His role as a benefactor and teacher. He kept on making important revelations concerning salvation.

In His first words, He demonstrated practically how to tolerate, forgive and love our enemies.

In His Third Statement, He taught s about true love and care, and how to execute truly and practically the fifth commandment by honouring His mother.

In His last words, "Into Your hands I commend My spirit", He revealed to us that the soul is immortal, and that the righteous spirit ascends to God after death.

To Him be the power, the glory and the honour forever; amen.

Conclusion:

- 1.
- 2.
- 3.

Lesson No. 4

Peer Pressure

Notes For Servants:

1. We have to know that peer pressure effects all ages not only young children or teens, adults also are subject to peer pressure.
2. We as servants should remember experiences in this area and understand the social atmosphere which the children live in and try hard to help them overcome this problem.

Objectives:

General: Learn how to face peer pressure with strong will.

Specific:

1. We should understand what make us yield to peers to fight back.
2. We must choose the right friends to avoid the wrong pressure.
3. We must keep faraway from in situation might lead us to break God's Law.

Instructions:

1. Church occasion.
2. Introduce the topic by talking about friendship and companionship and the difference.
3. Talk about the conflict between the our Christian way and the world way.
4. Explain the difference between following God's way and one of our companions'.
5. Clarify why many people fall under the pressure of their peers.

Bible Verse:

“If ye love me, keep my commandments.”

(John 14:15)

Lesson:

Peer Pressure

Definition:

Peer pressure is pressure from friends to do something you do not believe is right and/or have been taught is wrong.

What wrong we could be pressured to do?

1. Smoking, drinking, doing drugs.
2. Sexual activities.

3. Stealing and probably murdering.
4. Disturbing the lessons in the classroom or any group meeting.
5. Join some cults or organization.

How do they pressure me?

1. By making fun of and calling me names (such as chicken ... etc.) if I do not follow what they say.

***“Blessed are ye, when men shall revile you, and persecute you,
and shall say all manner of evil against you falsely, for my sake.”***

(Matthew 5:11)

The verse above tells us that if we resist peer pressure, we will be blessed.

2. Threaten to exclude me from the group.

What is the result if I do what they say?

1. You could be breaking one of the Commandment:
for example:

"Honour your father and mother" (Exodus 20:12)

When we are pressured into doing something, we always remember what we have been told by our parents. According to the commandment above, we must honour and respect the words and knowledge of our parents. It is our choice to obey our parents and resist peer pressure which leads us to doing something which we know is wrong.

2. You may loose something you own. The following is an example from the Bible which shows this clearly:

When Rehoboam, the son of Solomon had become king, the people of Israel came to him asking that he may lighten the burdens of service which his father had imposed. He told them to come back in three days for his decision. King Rehoboam consulted the elders who had spent a lot of time with King Solomon and asked their advice on how to answer the people of Israel. They advised him to lighten their burdens and that they would then be his servants forever.

He rejected the elders' advice, consulting the young men whom he had grown up with (his peers), and they told him to make the people's burdens more heavy than his father Solomon.

When the people came back after three days for the reply, King Rehoboam spoke to them according to the counsel of the young men. Due to the advice of the young king's peers and not the elders who had gained wisdom from his father. The kingdom of Israel was split into two as a result of that.

3. You may loose your health (physically or mentally). Give example.

4. You may loose your faith and turn away from God, and you will be included in their group and excluded from the Kingdom of God.

Lesson No. 5

Abraham

References:

Notes For Servants:

- 1.
- 2.

Objectives:

General:

Specific:

1. The uniqueness of Abraham=s character
2. Through faith and obedience a man can be very close to God Afriend@
3. God condemns homosexuality as in the story of Sodom and Gonorrhea

Instructions:

- 1.
- 2.
- 3.
- 4.
- 5.

Bible Verse:

ABlessed is the man that walketh not in the counsel of the ungodly, nor standeth in the way of sinners, nor sitteth in the seat of the scornful.@

(Ps 1:1)

Lesson:

Abraham (The Man of Faith)

A'BRAHAM (a'bra-ham; "father of a multitude") 2161 B.C.

Why was Abraham Blessed:

In the parable Jesus said about Lazarus and the rich man he said AAnd it came to pass that the beggar died, and was carried by the angels into Abraham=s bosom@(Luke 16:22) The Jews used to boast of that they are Abraham=s sons. One must stop and think, *why does Abraham have that very special place in the history of religion on earth?!!*

Why was God=s covenant was with Abraham and his descendent? **Why was he that very**

blessed man?

The answer is very simple as he had been the subject of great tests and in all of them (no matter how hard they were) he proved to be successful, obedient and trusting in God. The answer remains in Abraham's character:

1. Obedience

- \$ God ordered him when he was more than seventy years of age, @ Now the Lord said to Abram, Go forth from your country, and from your relatives and from your father's house, to the land which I will show you" (Gen 12:1).. He left his brother Nahor's family and departed, taking with him Lot, probably regarded as his heir, and all his substance, to go "not knowing where he was going" (Heb 11:8). For, in those days of slow transit, imperfect communication, and weak geographical knowledge, the mere name of a country several hundred miles distant would convey almost no idea of the country itself. Being of that old age with no idea of where he is going or what kind of a language they were speaking was not an easy thing to do BUT Abraham Obeyed.
- \$ The increased wealth of Abraham and Lot became the cause of their separation. The country did not furnish sufficient pasture for the flocks and herds of both Abraham and Lot. He gave the choice of locality to Lot, who selected the most prosperous land. Being an old man and the uncle of Lot he could have chosen the best land where he will not exert an effort but he didn't. And when Lot was in danger he took his men and went and saved from captivity (Gen 14:1-12)

2. Unlimited faith and trust in God:

- \$ When Abraham was one hundred years old, and Sarah ninety, the long-promised heir was born, (Isaac) 2061 B.C. Here occurred the hardest test of Abraham's faith and his final years. Abraham's Great Trial (Gen 22:1-25:11), When Isaac was nearly grown (twenty-five years old,) God subjected Abraham to a terrible trial of his faith and obedience. He commanded him to go to Mt. Moriah (perhaps where the Temple afterward stood) and there offer up Isaac, whose death would nullify all his hopes and the promises. The altar was built and Isaac placed upon it. The uplifted hand of the father was arrested by the angel of Jehovah, and a ram caught in the thicket was substituted for Isaac. Abraham called the name of the place Jehovah-jireh

\$

A very special man:

God's visit to him:

- \$ Abraham was favoured, with an interview with God. Sitting in his tent door under the oaks of Mamre he saw three travellers approaching and offered them his hospitality, according to oriental custom. These three persons were, doubtless, the "Angel of Jehovah" and two attending angels. The promise of a son by Sarah was renewed, and her incredulity rebuked. .

A discussion with God:

- \$ By the end of this visit by God to Abraham, The Lord revealed to him the coming judgment upon Sodom and Gomorrah; and then followed that wondrous pleading in behalf of the cities (Gen 18). This story about Sodom and Gomorrah showed two main

points:

- \$ 1. **God can have a very special relation with the human being.** Abraham was what we can say God=s Afriend@ that he didn=t hide anything. When he decided to destroy Sodom and Gomorrah he told Abraham about that and he even allowed him to discuss this issue, as Abraham begged if they are fifty men God won=t destroy the city, then he said 30 then he said 10 and God listened to him in all of these arguments.
- \$ 2. **God condemns homosexuality.** This is apparent in the judgment God has passed on Sodom and Gonorrhea Abraham rose early the next morning to see the fate of the cities and saw their smoke rising "up as the smoke of a furnace" (19:27-29), 2063 B.C.

Abraham died when he was 175 years old and God kept his promise for him and blessed Isaac and Jacob after Isaac and through his descendent Jesus was born.

Conclusion:

- 1.
- 2.
- 3.

Lesson (6)

SPARE TIME

References:

Text: *A Redeeming the times because the days are evil* @
(Ephesians 5:16)

Notes For Servants:

1. Apply the lesson yourself this week before you deliver it. Try to manage your time so that your lesson become effective not just theory.
2. Time is a gift is given to you should use it wisely and you should give God His portion of that time.

Objectives:

General: Pray for your children during the week.

Specific:

1. Remind them of the importance of time.
2. Explain how can we easily loose track of time.
3. Describe the benefits reaped by an organized life versus the disasters that can happen due to untidiness and the lack of organization.
4. Prepare some tips to help your children make useful plans for their time.

Instructions:

1. Church occasion
2. Allow time for questions.
3. Take note of the absent children.
4. Remind them to give to the poor.
5. Report any question or concern that you cannot handle to Abouna or to your servant.

Lesson

Spare Time

A Redeeming the times because the days are evil. @ [EPHESIANS 5:16]

Emptiness can result from having a lot of spare time, and the worst kind is internal emptiness. Emptiness can be spiritual, psychological, emotional, or intellectual. Emptiness is a life of nothingness. The person who is satisfied spiritually, mentally, and emotionally, cannot have the feeling of nothingness. The person who sets his objectives in life and knows the means to achieve them, will not know emptiness. The person who has his spiritual life in good shape and is lined up on the right track and has a plan to combat difficulties in all facets of life will not feel emptiness, but will have fulfilment and feel on various occasions that he does not have enough time to cover all his

plans. Sometimes he may even be in a race with time and achieve in a short time what someone else may not achieve in years.

There is really nothing called spare time, but the problem is that we sometimes live in emptiness. I know a well-known person in the church who always says, AI wish the day had forty-eight hours so I can fulfil all the many obligations I have for which twenty-four hours will not suffice.@ This proves that a person who has spare time is equal to a person who has an empty life. So, let us think of some ways and means to have accomplishments in our life.

Some principles for solving the problem of spare time:

1. The time we lose cannot be regained. There is a saying, ATime is so valuable, if you lose it, you'll never restore it.@ Also, time is a double-edged sword, you can use it wisely for your benefit, or you can use it foolishly for your destruction.
2. If you do not use time now to its fullest, you may not find time tomorrow. AGo to the ant, O sluggard, study her ways and learn wisdom, which having no guide, overseer, or ruler, provideth her meat in the summer and gathereth her food in the harvest.@ [PROV 6:6-8]
3. The abilities and skills that God grants you, such as the ability to learn and memorise, will not last forever. Eventually, they fade, so it is better to use them while you can.
4. All that you can store now in your memory and all that you can achieve through good deeds have their bearing on your future. If you have a large storage of good deeds and well-invested time, you will double your life. I heard a monk saying, AI have a memory in every corner in this monastery, and with each brick, I have a story.@ This means that this monk contributed to every event in the monastery, big or small, and received the blessings of working hard to accomplish it.

What The Holy Bible Says About Time:

The Bible instructs us to use our time to its fullest advantage both for us and others.

In Ephesians 5:16, we read, ARedeeming the time because the days are evil.@ In the Gospel of St. John 9:4, we read, AI must work the works of Him that sent Me, while it is day: the night cometh, when no man can work.@ God Himself sanctified work, He worked, He is working, and He shall work without ceasing. AMy Father worketh hitherto and I work.@ [John 5:17]

How To Do Good Deeds:

Move in many directions to discover your talents, faculties and gifts such as art, music, writing, painting, reading, sewing, needlework, sports, etc. Discover your talents and abilities and use them in a beneficial way to help yourself and others. This will help us all to grow in spirit. Those who achieve this status lead a spiritual life are the source of our spiritual enrichment too, such as St. Athanasius, St. Cyril, in the fourth and fifth centuries and in this century His Holiness Pope Shenouda the Third, our present Patriarch.

Conclusion:

The Difference Between Emptiness and Rest:

§ In Genesis 2:2, we read, AAnd on the seventh day, God ended His work which He has made; and He rested on the seventh day from all His work which He had made.@

§ In Exodus 20: 10, we read, ABut the seventh day is Sabbath of the Lord thy God; in it thou shall not do any work, thou, nor thy son, nor thy daughter, nor thy manservant, nor thy maidservant, nor

thy cattle, nor thy stranger that is within thy gates.@

§ On the seventh day God rested from all His work which He had done. There is a difference between nothingness and rest. After a long day of work, you need some rest to renew your physical, emotional, and psychological strength. God Himself sanctified rest, so He rested on the seventh day.

May God grant us wisdom to use our time well, for His glory and for the benefit of ourselves and others. Amen.

Prayer:

O, Lord, let every day in our life be fruitful, even every hour.

Forbid to let even one minute pass without doing a good deed.

Help us to build up our souls and the souls of others too. As Thou with Your Heavenly Father and Your Holy Spirit did in the past, do now. Share the work with us Thou, our Lord, and Your Heavenly Father and Your Holy Spirit now and ever; Amen.

Lesson No. 7

METHODS OF BIBLE STUDY

References:

El-Keraza, H. G. Bishop Moussa Bishop for Youth.

Notes For Servants:

1. We must feed on God=s word in order to deliver it.
2. **Discipline is a must in order to benefit from God=s guidance through His word.**

Objectives:

General: Reading The Bible.

Specific:

1. Have some time to listen to God.
2. Create a deep relationship with the Lord.
3. Prepare yourself for eternal life.

Instructions:

1. Church occasion.
2. Introduce the topic by talking about how to find your way through the Bible.
3. Through the Bible we hear God=s voice.
4. The Bible is the Map that guide us to the eternal life.
5. Give examples from our daily lives that apply to this.

Bible Verse:

AThy word is a lamp unto my feet, and a light unto my path.@

(Ps 119:105)

Lesson:

Methods Of Bible Study

There are many methods of Bible study, for the Bible is a wide ocean. No matter how deeply we delve into it, we can grasp only a little. There is no doubt that there are highly specialised methods of Bible study. However, we will deal here only with the methods that suit us as beginners.

1- The Practical Method:

This is the most important method and it is convenient for both the educated and the simple-minded. In this method, we simply read the Bible, understand God's commandments mentioned in it, and ask God to give us the grace to fulfill these commandments. For example, when I read the verse, "If your brother sins against you, go and tell him his fault between you and him alone" (Matthew 18:15), I hurry to my friend who has sinned against me and tell him his fault with

love, winning him over once more. On reading the verse, "Watch and pray lest you enter into temptation" (Matthew 26:41), I actually organise my life and start to be regular in praying honestly, so as not to enter into temptation. When I hear the Lord say, "Whoever looks at a woman to lust for her has already committed adultery with her in his heart" (Matthew 5:28), I ask Him with tears to purify my look so that it may be sacred, and so on.

The practical method is the method that our forefathers used at the time when the Bible was not yet printed and the manuscripts were very few, but through their obedience to the commandments, they became saints. They even became living Bibles, moving among people and winning many to Christ. Saint Anthony, on hearing the deacon read one verse in the church, went and sold everything he had and followed Christ, and consequently became a blessing to the whole world and to all generations.

2- The Contemplative Method:

This method is important and satisfying. In it, one reads some verses and repeats them to oneself calmly and deeply, then starts to talk to God through these verses, expressing his thankfulness if they happen to speak about God's work with us, humility if they convict him for his sins, or his joy in the Lord if they explain to him God's love for the human soul, as in the case of 'The Song of Songs.'

For example, when one reads, "Oh, how I love your law! It is my meditation all the day" (Psalm 119:97), one starts to say to God, 'You are worthy, O Lord, to be loved, because You redeemed me and prepared for me a precious salvation and a happy eternity. Yet, I am poor because my love for the world, the flesh and for people many times deprives me of You. When will You be loved even to the depths? When will Your name be my meditation all day? When will I always say the prayer: "Lord Jesus Christ, have mercy on me. Lord Jesus Christ help me. Lord Jesus Christ, I praise Thee.@

Thus, the soul is nourished by the words of the Bible, these words turn into prayers, and these prayers turn into satisfaction and power.

3- The Analytical Method:

This method also is important because, when we read the word of God without understanding, it becomes less useful to us, whereas when we understand it and study it deeply it is easy to be satisfied and filled with it. In this method, we study the passage in question with depth and analysis.

For example, one might read the Epistle to the Romans without understanding what is meant by it, because it is necessary to study an introduction to this epistle, talking about its purpose, subject and divisions, as well as its main ideas, and thus, one will start to understand. One can then go deeper into the studies by reading a book that explains this epistle, followed by a different book on the same epistle, and so on. This is an analytical study of the epistle, of a theme or a character in it. In this way, one goes deeply into the study of the satisfying word of God.

The Fathers and commentators have written millions of pages explaining the Holy Bible, and the door is still open for hard-workers.

These three methods are complementary to one another. Thus, it is advisable to apply them in our lives in the following way:

1- Every morning, read one chapter from the Old Testament and meditate upon it, using it in talking to God (the 'contemplative method'). Then, pick up a specific commandment and try to apply it throughout the whole day (the 'practical method').

2- In the evening, read a number of chapters of the Bible, or some commentaries, so as to develop a profound idea of the Holy Bible gradually (the 'analytical method').

How to prepare yourself for Reading the Bible

No matter which method you choose or what reading plan you pick you should maintain the following:

- 1.1.1 You will get the most out of your Bible if you approach it with a HUNGRY attitude: hungry to learn. This attitude comes only when you sincerely humble yourself before God and His Word. He who already feels that he knows, feels that he has no need to learn.
- 1.1.2 Set aside a Quiet Time[®] of about 20 to 30 minutes for yourself every day, or longer if you can!
- 1.1.3 Be strict with yourself about keeping this time. It is as essential to you as your food, and more important than your favourite T.V. programme!
- 1.1.4 Find a quiet, isolated place (usually your room) with no interruptions.
- 1.1.5 Find a time of the day when you still have energy. Get into a routine by using the same time every day.
- 1.1.6 You may put your Bible on your desk so that you cannot miss it every day when you begin studying. Have your 'Quiet Time' just before beginning your study.
- 1.1.7 Begin with a prayer and possibly a hymn. Calm your mind and thoughts.
- 1.1.8 In your prayer, ask the Holy Spirit to teach you what you need to learn as you read your Bible.
- 1.1.9 The amount that you read is not crucial, but the amount that you learn from your reading is. Cast your net into the depth.
- 1.1.10 Get a notebook or diary and write down at least one verse, and perhaps some thoughts, about what you read each day.
- 1.1.11 If you have any questions about what you read, remember them or write them down and ask the priest, your servant, or even mom or dad.
- 1.1.12 Bible commentaries can be helpful, but they can never replace your own reading, meditating and praying.
- 1.1.13 Try to think about what you read at every opportunity during the day.
- 1.1.14 You must apply what you learn in your day to day life. This will make what you read really come to life.

Conclusion:

1. Have some time to listen to God.
2. Create a deep relationship with the Lord.
3. Prepare yourself for eternal life.

The First and The Second Commandment

References:

Ex. 20:2-6, Deut. 5:6-10.

Notes For Servants:

1. The Ten Commandments are the basics of life. We must understand them memorize them and teach them to our children
2. We as servants should remember to apply them in our lives.

Objectives:

General: Learn why did God give us these Commandments and why should we worship Him alone.

Specific:

1. We should understand who is God.
2. We must learn who are the other gods in the world.
3. We must choose to worship The Lord God only.
4. We must avoid fallen in the trap and worship the Gods of this world.

Instructions:

1. Church occasion.
2. Introduce the topic by talking about how God save the Israelite from Egypt
3. Talk about that God choose them to fulfil the salvation.
4. Explain the difference between following God=s way and the world way.
5. Clarify why many people fall in worshipping other gods.

Bible Verse:

Alf ye love me, keep my commandments.@

(John 14:15)

Lesson:

Introduction:

When our parents are driving why there are rules they follow? Why there are laws and legislation set by the government e.g. (Killing or stealingetc. each has its own punishment and legislation) Why do schools have laws and regulations we can't surpass.?

Without laws human beings would have lived in a jungle. Laws always set boundaries for freedom and for not encroaching upon the rights of others.

Why do we need the commandments: When Moses took the Israelites out of Egypt, God gave him the ten commandments as a covenant between God and human beings and to make things clear God Gave them to Moses written with His Own Fingers. As if God is telling them that now that I have freed you from slavery we have to agree on certain rules and laws, so that you as human beings you should know what is right and wrong in the eyes of God. However many commandments were known as the **Amoral law** e.g. when Cain killed his brother he knew that he has done something wrong and tried to hide. Also very clear in the story of Joseph when he said ***How could I do this great wickedness, and sin against God?*** (Gen. 39:9)

Then we might ask ourselves why do we need these commandments: The answer is simple God didn't put these commandments to restrain our freedom, but rather to tell us what is wrong and what is right so that when he judges a human being He Would Tell him I have said not to do so and so.....@He gave us the rules we should follow and gave human beings the freedom to choose.

We will start a series on the ten commandments and we are going to discuss each one and to see how practical and applicable it is till today.

1st commandment:

I am the LORD thy God, which have brought thee out of the land of Egypt,
out of the house of bondage.

Thou shalt have no other gods before me.

[Ex. 20:2-6]

God starts this commandment by reminding us with Himself I am the Lord thy God, which have brought thee out of the land of Egypt@, in other words God reminds us of His loving-kindness, so that when we remember His love, His kindness, what he has done with us we would like to love Him in return and accordingly love his commandments If ye love me, keep my commandments.@(John 14:15). Also when God reminds us of His loving-kindness before giving us the commandments so that when they are given, we receive them as from a kind father to his beloved children not as orders from a master imposed on his servants.

But we ask a very crucial question here: how applicable is this commandment till now?

- 1 One may say when reading this commandment, These words ought to be addressed to heathens, atheists or existentialist. As for me, I fast twice a week, give the tithes, pray

the hours, learn the hymns by heart and attend the church regularly. Sure this commandment is not for me._

t Other gods are not only the statues made by man for worship...No...There are many other gods worshipped. Some worship power, authority, positions, money, beauty, or lusts.

t Everyone has an idol, a god...but yet we deceive ourselves when we cry loudly *_Truly we believe in One God..._*

Each one can have a frank interview with himself asking this question *A what is the most important thing in my life@?* What if my friends ask me to go to out in the same time when there is a certain ceremony or prayer at the church whom *should wait God or my own created god (having fun).*

There are different kinds of man-made gods e.g.:

Worship of being popular and loved by others (worship of being cool):

t It is good to be loved by others but when you turn that into an objective for your life, then you are creating a god that you can=t get rid of over the years. When at school you would like to be cool and would do anything even if it doesn=t agree with the principles the church and your family are trying to teach you, then you became a slave for the environment you are living in and it will continue to grow with you, that you have to go the same thing in any atmosphere you find yourself in it.

t When you are courteous to someone at the expense of God, you are worshipping such a person instead of God.

Worship of money...

t The Lord said in the Sermon on the Mount, *_No one can serve two masters; for a slave will either hate the one and hate the other, or be devoted to the one and despise the other. You cannot serve God and wealth._ [Mt. 6:24]*

t Again the Lord Christ said, *_Do not store up for yourselves treasures on earth._ [Mt. 6:19]*

t Money in itself is not evil but collecting money and treasuring over any other things and having collecting money as the most important thing in your life is a kind of money-worshipping.

Worship of those who do good to us...

t Many are those who worship the person who does them favours. If someone showed kindness towards you or supported or helped you in any way, you will worship him.

The world and all its desires...

t The world is another god, whoever gets attached to it will forsake God_s love and even the faith. St. James the apostle said, *_Friendship with the world is enmity with God..._ [Jas. 4:4]*

t There are some that love material items such as clothes, cars, toys, etc.

t Others are only concerned about eating and drinking.

t For some, their god is in the form of a rock star, Hollywood star, or sports figure.

- t Radio and television can also be forms of gods. Self-Worship...
- t The most dangerous of all idols is ones self. Man always desires to glorify himself. He does not only worship himself but wants others to worship him.
- t He wants to be adored by all, respected and awed by all...He wants people to praise and admire him.

2nd commandment:

Thou should not make unto thee any graven image, or any likeness of any thing that is in heaven above, or that is in the earth beneath, or that is in the water under the earth:

Thou should not bow down thyself to them, nor serve them: for I the LORD thy God am a jealous God, visiting the iniquity of the fathers upon the children unto the third and fourth generation

of them that hate me;

And shewing mercy unto thousands of them that love me, and keep my commandments.@

[Ex. 20:2-6]

One would say we don=t worship idols, But sometimes we do How many of you have a poster of a famous rock star or movie star on the wall that there not a space left for a picture of Jesus or Virgin Mary.?

How many of us prefer to listen to a music tape and is always up to date with the latest trends in music (with all its kinds accepted or not by the church and your family) and you don=t think of having a church hymnal tape??

Books magazines, how much money spent on them (some might be useful which is ok but others are not) and we don=t have time or desire to read the Bible or any spiritual book.?

By the way we don=t worship the pictures in the church but they are there to remind us o these saints and to ask for there blessings. Moses the prophet made two cherubim of olivewood and overlaid them with gold.

Conclusion:

How can we fulfill the first and second commandment:

1. We should always keep in our minds how much God loves us and how much He has done for us.
2. In our turn we should not leave our hearts to get attached to earthly things Athat we can=t live without it@

3. We should strengthen our relation with God through praying, appearing regularly in God=s house, reading the Holy Scriptures and contemplating on them, fasting,etc.

Lesson No. 9

Belonging and its Meaning

References :

Youth between Alienation and Belonging, H.G. Bishop Moussa

Notes for Servants :

Objectives :

General: The meaning and nature of belonging.

Specific:

1. Alienation, its reasons, forms, and cures
2. Belonging, its meaning, factors and benefits
3. The benefits of belonging.

Instructions:

1. Review last week's lesson.
2. Give a brief description about the church occasion(s) for the coming week.
3. Describe the reasons and forms of youth sense of alienation.
4. Detail the reasons and factors for the need for belonging.

Bible Verse:

ASo we, being many, are one body in Christ, and every one members one of another.@

(Romans 12:5)

Lesson :

Belonging and its Meaning

Alienation

Alienation is a feeling of estrangement between the person and God, the church, or the society. It is a destructive feeling that creeps into one's life due to several reasons. Among these factors is one's inability to participate in any decision making or active involvement in the surrounding which brings about a feeling of powerlessness and meaninglessness. Often the lack of stable and immutable morals and norms produces double standards which cause the youth to lose faith in any organization. When the contradiction between church morals and those of society are not reconciled in a healthy manner, social alienation occurs. Finally, the failure to use one's talents and develop one's individual personality can push the person to bitter disappointment, unhealthy isolation and seclusion. The most dangerous form of alienation is that related to God and the Church. It is enmity with God and His Kingdom and a steep slope towards the evil ruler of this world and to perdition.

Belonging

Belonging is often misperceived as a fair deal between the person and the group. In those cases, the feeling of belonging only comes if the person obtains material benefits from the

membership in the group. Contrary to this misleading view, belonging is a social, psychological and spiritual need. Before God created Eve, He caused Adam to feel a need for a companion when he saw all the animals passing in pairs, male and female, *But for Adam there was not found an help meet for him* (Genesis 2:20). This need is only satisfied by healthy interaction and love to others. Therefore, the concept of *It is more blessed to give than to receive* (Acts 20:35) takes a practical and tangible dimension in addition to its spiritual meaning. A selfish person hates everyone and is hated by all, while a giving person loves everyone and is loved by all. A person's social fulfillment strives on love, appreciation and participation. These needs are satisfied through fruitful interactions with other people while respecting their differences. One's feeling of belonging to an organization or a society is manifested in having an active and important role (reasoning, expression of opinion, decision-making, or leadership).

Circles of Belonging

Belonging takes different dimensions depending on one's capacity to love and one's dedication in service. The first circle of belonging is that to the family where self-sacrifice and love are instrumental for a strong familial bond. Next comes the belonging to the church through believing in the same creed, participating in the same worship and liturgies, partaking from the sacraments, serving in its many forms, and diverse other activities. This membership is strengthened by the need of each organ to the others in a complementary fashion. Belonging to one's country drives a person to thrive for its success and to participate in building a healthy society based on hard work, honesty, loyalty and fruitful contributions in all fields. A loving person feels a strong bond with all members of humanity in all the world regardless of race or religion. Belonging to mankind would drive some to volunteer to help the hungry, the needy, the oppressed, and all those who suffer as Saint Paul instructs *Remember them that are in bonds, as bound with them; and them which suffer adversity, as being yourselves also in the body* (Hebrews 13:3).

Elements and Benefits of Belonging

Divine love is a crucial element in belonging since it is the bridge to others (family, congregation, society, country and humanity). It is the drive to give without expecting anything in return, to forgive and to *Rejoice with them that do rejoice, and weep with them that weep* (Romans 12:15). Education, discernment and flexibility guard the actions and guide them in the different situations. The blessings of belonging include spiritual fulfillment, psychological stability, deep satisfaction, unity with other people, and a sense of meaning, purpose, and contribution.

Conclusion:

- 1.
- 2.
- 3.

CONTEMPORARY DESTRUCTIVE RELIGIOUS MOVEMENTS

References: Today's Destructive Cults and Movements By Rev. L.J. Gesy, Our Sunday Visitor, Inc., U.S.A., 1993.

Notes For Servants:

1. Can you clearly differentiate between Christian values and societal values?
2. Do you make an effort to support those values from the Bible?

Objectives:

General: Learn the Bible and understand Christian morals and values.

Specific:

1. Make an effort to read the Bible regularly.
2. Extract Christian morals and values from the Bible and not from the society.
3. When in doubt about something, consult spiritual leaders.

Instructions:

1. Church occasion.
2. Introduce the topic by talking about the contemporary society and our religion.
3. Define destructive cults, their types and how they progress.
4. Explain the concept of shepherding and discipleship in cults.
5. Briefly introduce magical, satanic and new age movement.
6. Explain why people join cults and the signs of someone joining a cult.
7. Explain how to avoid falling into this trap.

Bible Verse:

"Be not carried about with divers and strange doctrines. For it is a good thing that the heart be established with grace"

Heb. 13:9

Lesson:

CONTEMPORARY DESTRUCTIVE RELIGIOUS MOVEMENTS

Our Contemporary Society & Religion:

- ! In our contemporary civil society and in our Judo-Christian faith communities we have standards by which we measure right and wrong, good and evil.
- ! Our beliefs provide the yardstick by which we can measure and then judge what is right or wrong in contemporary religious movements.
- ! As believers in God, our yardstick is the Scriptures, inspired by the Holy Spirit, and the traditions of the Church, guided by the Holy Spirit.

- ! The "orthodox principles" held by "mainstream churches" are:
- The Trinity:** The 3 persons of God. *John 1:1-3*
 - The Son:** The incarnate Word of the Father. *Phil. 2:5-11, Heb. 4:14-15, John 1*
 - Humankind:** We are created in the image of God. *Gen. 1:26, Ps. 8:5, John 1:11-13*
 - Salvation:** Jesus died to redeem us. *Rom. 10:4-17*
 - Revelation:** God reveals Himself to us. *John 14*
- ! To ensure a democratic society, the Constitution assures the freedom of religion, of speech and of the press.

Accordingly, destructive religious movements are protected unless or until they break the law.

What are Destructive Cults?

A destructive cult or sect is a highly manipulative group which exploits and sometimes physically and/or psychologically damages members and recruits.

A destructive cult:

- a) dictates how members should think, feel and act;
- b) claims a special exalted status for itself and/or for its leaders;
- c) exploits its members psychologically, financially, and/or physically;
- d) utilizes manipulative or "mind-control" techniques (to make members loyal, obedient and subservient); and
- e) causes considerable psychological harm to many of its members.

Post-cult symptoms include nightmares, depressions, inability to make decisions, sexual and social adjustments, memory loss, etc.

Progress and Types of Destructive Cults:

Destructive cults have become more noticeable since the '40s. There are more than five thousand destructive cults in U.S.A., with 3 to 5 million members.

The four main types are:

- 1) Movements based on the holy scripture ... derived from Christianity.
e.g. Seventh Day Adventists
- 2) Those derived from other religions, such as Hinduism and Buddhism.
e.g. Hare Krishna
- 3) Those with signs of decomposition of the genuine idea of religion and return to paganism.
e.g. Unification Church
- 4) Gnostic - having special knowledge.
In the new forms of gnosticism, the evil world in which humanity is imprisoned is overcome, "escaped from" by knowledge. It accepts the view that we are divine and can do it all

ourselves.
e.g. Witchcraft

I. Most common cults that aim at attracting those who come from Christian background, these cults have very good propaganda means and very active door to door preaching:

A. The Mormons:

The Mormons are actually called the *Agod makers* because they believe *that men are little gods*. Their founder was *Joseph Smith* who said that he had a sort of vision in 1820 when he was 14 only years old. In this version it states that a total apostasy has occurred "all the churches are wrong. . . you should join none of them." then he was *inspired the book of Mormons which is their bible*.

They spend millions of dollars each year on publicity, their ads on T.V. is aimed at attracting those of Christian background by showing the scenes of a happy christian family. However this is only a front, their teachings are based on the having more than one wife, their founder Joseph Smith had 17 wives. They try to look like a normal preaching Christian church while they have the following basic principles which they don't show in their ads:

1 - God was once a man who lived on another planet This is the most important teaching of Mormonism. They believe that God was once a mortal man on another planet who progressed by living in obedience to the laws and ordinances of the gospel he had on his world, then he died. He became a resurrected man and evolved to become a god. He is still married now (some early leaders say he is a polygamist) and created this world.

2 - Who is Jesus Christ in their beliefs

Jesus was begotten by physical union of God and Mary. Since God has a body of flesh and bones, he really had literal sex with Mary. The product of this union was Jesus, part man and part God.

They usually find Christians of shaken faith as a good catch. The main capital for mormonism is Utah in the USA. The power of that cult is derived from its wealth, as most of its members are rich businessmen. They believe in human sacrifice and that Jesus Blood is not enough and they have to shed blood for the remission of sins. Some who joined their so -called church and left it are subject to be killed as a result of their denying the mormons faith.

B. Jehovah Witnesses

- At an early stage they believed that Christians were confused between Jesus and Archangel Michael. Then later on they said that there is Jesus but he is of a less degree and function than the father.

- The chronology stated that Jesus had invisibly returned to earth in 1874 to set up his kingdom, and that in 1914, at the end of the "Gentile Times", Jesus would come to judge the earth and annihilate the wicked.
- When nothing supernatural happened in 1914, the Watchtower Society started transferring all of the doctrines about 1874 to 1914. They explained that Christ's kingdom had been set

up invisibly in 1914, and that although secular governments were still in place, their rule was no longer valid.

Shepherding/Discipleship Groups:

- ! Most groups are ultra-fundamentalist and use the bible as their only source of teaching.
- ! Most groups criticize the "orthodox" teaching, ritual, doctrine, creeds and devotional traditions.
- ! Their operations can be described as follows:
"The 'Shepherd' claims to provide his sheep with a 'covering' which is a protection from sin and the demonic realm. 'Sheep' must act in obedience to the 'shepherd', who takes responsibility from God for their actions. Even if one wilfully and knowingly commits sin in obedience to his 'shepherd', his action becomes righteous, because he has submitted to the authority of his 'shepherd'. To question or challenge a 'shepherd's' advice or direction is considered rebellion. You do not submit, you are forced out!"

Occult (magical) and Satanic Activity:

- ! Occult activities include a belief in astrology, in fortune telling, in psychic abilities, in reincarnation, practice of witchcraft, worship of pagan deities, and worship of Satan.
- ! Satanist recruit people who are attracted by "**heavy metal**" rock groups, who may dabble in Satanism. They offer drugs to break down the inhibition of those who are drawn to that environment; they encourage sexual activity in their young followers, and then introduce them to Satanism.

The New Age Movement:

- ! Is a mixture of Eastern mysticism, Western occultism, and some, though very little, Christian thinking.
- ! Teaching include the concept that everything is an aspect of divinity (humans are divine), reincarnation, auras (attempted healing based on "aura reading"), and "crystal healing".

Why Do some People Join Cults:

- ! People who are edging toward a confrontation with the mounting pressure and conflicting emotions of modern life: individual awareness versus social responsibility; immediate pleasure and sensation versus long-range planning and much larger and less tangible form of happiness.
- ! People today will pursue any avenue in search of the experience of feeling fulfilled.
e.g. *Idealistic young people who find the world is full of compromises.*
Young people who are hurting from a broken love affair.
Students who have tried too hard for "success" and experience fatigue or even "burnout".
Teenager and young adults who feel misunderstood by family; or whose parents are going through a divorce.

Middle-aged people and elderly people who perhaps expected too much of life in this world.

People who are trying to find out about themselves; to find the meaning of life.

People who find the world a very messy place and want some order in their lives.

Signs of Someone Joining a Cult:

Signs that indicate that a person joined a cult are:

- ! the person suddenly begins to speak in a very enthusiastic manner about a new religion;
- ! the person talks as if infatuated with a new group of friends;
- ! talk about going away with a new (unnamed) group of friends;
- ! becoming very evasive, even secretive;
- ! sudden change toward family members, old friends, etc.;
- ! express inordinately idealistic attitudes;
- ! express hostility toward education as if it were a stumbling block to serving mankind;
- ! use stilted (formal) language.

How to Avoid Falling into this Trap:

Inactive and unchurched persons seek a personal relationship with God, the first religious group they encounter will get their attention and possibly their commitment.

Conclusion:

Learn the Bible and understand Christian morals and values.

1. Make an effort to read the Bible regularly.
2. Extract Christian morals and values from the Bible and not from the society.
3. When in doubt about something, consult spiritual leaders.

The Third Commandment

References:

Ex. 20:7

Notes For Servants:

1. The Ten Commandments are the basics of life. We must understand them memorize them and teach them to our children
2. We as servants should remember to apply them in our lives.

Objectives:

General: Learn why did God give us these Commandments and why should we worship Him alone.

Specific:

1. We should understand the Holiness of God.
2. We should not use the name of God in our day to day affairs other than worship.
3. We must make people to believe us without swearing.

Instructions:

1. Church occasion.
2. Introduce the topic by talking about Holiness of God.
3. Talk about how people in the past use to do when they mentioned Gods= name

Bible Verse:

Alf ye love me, keep my commandments.@

(John 14:15)

Lesson:

The Third Commandment

AThou shalt not take the name of the LORD thy God in vain; for the LORD will not hold him guiltless that taketh his name in vain.@

[Ex. 20:7]

His Name is Holy, Great and Wonderful...

- t Solomon said, AYour name is perfume poured out.@ [Sol. 1:3]
- t St. Mary said in her hymn, AFor the Mighty One has done great things for me, and Holy is His Name.@ [Lk. 1:49]
- t The Lord told us to pray saying, AHallowed be Your name.@ [Mt. 6:9]
- t Jeremiah the Prophet speaks to Him AYour name is great in might.@ [Jer. 10:6]
- t If we remember God is Holy, we shall mention His name with all respect and awe saying all the time AHallowed be Your name.@
- t When we utter the word Holy (Agios) in the Church we bow down with reverence; for it is God=s name.
- t The Seraphim, Athe angelic rank@ sang to Him AHoly Holy Holy is the Lord of hosts, the whole earth is full of His glory.@ They uttered His great name with reverence while standing before His throne covering their faces with two wings, and covering their legs with two.

By His Name Wonders and Signs are Performed...

- t How beautiful was the answer of St. Peter the Apostle when the cripple asked him alms, he said to him, AI have no silver or gold, but what I have I give to you; in the name of Jesus Christ of Nazareth stand up and walk...@ [Acts 3:6] , and the man stood and began to walk.
- t More wonderful still is the fact that the power of this name was effective even when used by some evildoers who perished and who-many as they were will say to the Lord on the last day, ALord, did we not prophesy in Your name, and cast out demons in Your name, and do many deeds of power in Your name?@ [Mt. 7:22]

His Name is Frightful to the Demons...

- t The seventy apostles returned with joy saying to the Lord, AIn Your name even the demons submit to us!@ [Lk. 10:17]
- t So, the holy apostles practised this gift as we read about St. Paul the Apostle that he was very much annoyed of the evil spirit that was in the slave girl of Philippi and said to the spirit, AI order you in the name of Jesus Christ to come out of her.@ And it came out that very hour.@ [Acts 16:18]

Our Duty Towards God=s Name:

- t We should fear and venerate this holy name and use it with awe and respect.
- t It is not proper to use God=s name in trivial matters. But we should use it rather in prayers and praise with longing and joy.

- 1 We may also use God=s name wrongfully in prayers when our minds are distracted with something else, then the words of the Lord apply to us, AThis people honours Me with their lips, but their hearts are far from Me.@ [Mk. 7:6]
- 1 Are they not using God=s name wrongfully, those of whom the Lord said, ANot everyone who says to Me, >Lord, Lord= will enter the kingdom of heaven.@"
- 1 In any work we do, our objective should be the glorification of the Lord=s name saying with David, ANot to us, O Lord, but to Your name give glory.@" [Ps. 115:1]

Swearing...

- 1 The wicked use God=s name without due respect, making light of it - in whatever talk they make even obscene talk. They even use God=s name in insults and cursing and in their jokes and amusement. They do not revere God=s name neither in their serious time or pastime.
- 1 A Story: There was a Christian who worked as a servant in the house of a person who swears often. Whenever the master swore, the servant used to bow and cross himself with the sign of the cross. The master often swore and every time he swore, the servant bowed and crossed himself. The master was greatly amazed and asked for the reason and the servant replied, AHow can I not bow when I hear the name of my Great God, to whom every glory and reverence is due?@" The master was thus ashamed of not giving due reverence to God. He compared himself to that humble servant and abstained from using God=s name wrongfully.
- 1 A person who swears often, in addition to his using God=s name wrongfully, admits that his words have no value to those who hear him and that they do not trust him.
- 1 The Lord Jesus Christ prohibited swearing completely ADo not swear at all...Let your word be >Yes, Yes= or >No, No=; anything more than this comes from the evil one.@" [Mt. 5:34-37]

Conclusion:

Third Commandment

Have I profaned the holy name of God in any way? Have I cursed anyone or anything, or sworn a false oath? Have I failed to give proper reverence to holy persons and things? Have I had due respect for the clergy of the Church or hindered them in performing God=s work? Have I broken any solemn vow or promise? Have I entered into any unlawful contract or made an unlawful promise?

Holy Zeal

References : Holy Zeal, H.H. Pope Shenouda III

Notes for Servants :

Objectives :

General: Holy Zeal

Specific: Zeal for God=s word and for our faith

Instructions:

Review last week's lesson.

Give a brief description about the church occasion(s) for the coming week.

Bible Verse:

“The zeal of thine house hath eaten me up.”

(John 2:15-17)

Definition

Holy Zeal is a fire burning in the believers which impels them to strive to save others and build the Kingdom of God. It is manifested by a fervent heart, full of God=s love and wanting it to reach every heart.

Zeal emerges from a deep love of God and His Kingdom and trying to gladden Him by more repenting people. It also comes from compassion for people, desire for their salvation and caring for their eternal fate. If you see a friend of your or a relative or any body that you care about is doing a wrong thing that might result in destroying his/her life? How would you feel inside? You would like that person to know that this is wrong and to do the right thing. Why..... because there is a feeling inside you that urges you to say this is wrong and this is right. This feeling can also be called a zeal.

Kinds of Zeal:

1. God=s Zeal
2. Holy Zeal
3. Zeal for unjust causes

1. God=s Zeal:

- In the first commandment God Says: *I am the LORD thy God, which have brought thee out of the land of Egypt, out of the house of bondage. Thou shalt have no other gods before me. Thou shalt not bow down thyself to them, nor serve them: for I the LORD thy God am a jealous God@* God has a zeal for his name and for his commandments.

- AThe zeal of the LORD of hosts will perform this@ Isa 9:7, God=s zeal (based on his love) for His beloved creation namely, the human being made Him incarnate to save us. God has a zeal for His children He doesn=t want them to be captured by the devil.

- *And when he had made a scourge of small cords, he drove them all out of the temple, and the sheep, and the oxen; and poured out the changers' money, and overthrew the tables; And said unto them that*

sold doves, Take these things hence; make not my Father's house an house of merchandise And his disciples remembered that it was written, The zeal of thine house hath eaten me up. (John 2:15-17). God has zeal for His House because it is the house of prayer and there are certain ways in which God=s house should be respected.

2. Holy Zeal:

A holy zeal is a blessed thing, zeal for the word of God.

For I bear them record that they have a zeal of God, but not according to knowledge. For they being ignorant of God's righteousness, and going about to establish their own righteousness, have not submitted themselves unto the righteousness of God. (Rom 10:2-3)

Saul before becoming Paul said he *was before a blasphemer, and a persecutor, and injurious: but I obtained mercy, because I did it ignorantly in unbelief.*@ (I Timothy 1:13), persecuting Christians thinking that this might be a blessed job he is doing for God. Knowing his heart and knowing that what Saul was doing was based on wrong beliefs, Jesus appeared to him, thus turning that zeal into a holy blessed zeal, through which Paul became one of the greatest saints in the history of spreading Christianity. That when he stood before kings and governors his words about his faith were so strong that Felix the governor *and as he reasoned of righteousness, temperance, and judgment to come Felix trembled*@ (Acts 24:25).

3. Zeal for unjust causes:

Zeal can be for wrong causes like some other religions fundamentalists who think that doing evil things or killing is a proof of their zeal for their beliefs. We have an example in the bible that some Jew fundamentalists swore not to eat any food until they kill Paul.@ **And when it was day, certain of the Jews banded together, and bound themselves under a curse, saying that they would neither eat nor drink till they had killed Paul. (Acts 23:12)**@. Similar was Saint Peter=s cutting off the servant=s ear (Matthew 26:51-52) and Moses= killing the Egyptian (Exodus 2:12). There are even zeal in sports, some sports fans might have a very strong zeal for their teams that drives them to have un-necessary fight while watching games.

Examples from the bible for zeal:

- \$ Strong zeal led Abraham to intercede for Sodom and Gomorrah (Genesis 18:20-33)
- \$ Moses wrestled with God and say *ALORD, why doth thy wrath wax hot against thy people... ? ... Yet now, if thou wilt forgive their sin--; and if not, blot me, I pray thee, out of thy book which thou hast written*@ (Exodus 32:11,32) This wrestling with God involves supplication, intercession, eloquence, conviction, love of others and holding fast to God to prevent@ Him from destroying them.
- \$ When Nehemiah learned that the walls of Jerusalem were broken down he wept and prayed. However, his zeal led him to leave the land of captivity and lead the people to rebuild Jerusalem=s walls (Nehemiah 2-6).

Is Zeal necessary?

- \$ Zeal kindles the heart, strengthens the will and impels others towards repentance and the Kingdom of God. If zeal was n=t necessary then why did all of the apostles went to preach God=s Gospel to the Gentiles and most of them paid their lives for that. Why did St. Paul for

example wrote his letters to the growing churches to correct and strengthen their faith. Saint Paul even talks about this partnership with God in His work *For we are labourers together with God: ye are God's husbandry, ye are God's building.*@ (I Corinthians 3:9)

- \$ In contrast feeble, half-hearted advice yield no fruit as the lukewarm and unproductive rebuke of Eli the priest to his sons (I Samuel 2:23-25) and Lot=s warning to his relatives in Sodom (Genesis 19:14). Zeal is the fire about which Christ said *I am come to send fire on the earth; and what will I if it be already kindled?*@ (Luke 12:49). This was the fiery action which began on the day of Pentecost and led the Apostles to stand before the Jews and Romans boldly.

How can we apply Zeal in our lives:

- \$ A person does not need to be a preacher to be zealous. Zeal moves people to pray for all those billions who do not know God, all the Christians who are Christians in name only, those whom the devil led astray. Praying for the poor, the sick, for all of those who have no one to mention them and need God=s help. How many times did we pray for people who had a flood that destroyed their homes or any natural disaster.....??
- \$ The fathers of confession are motivated by zeal to pray for those and weep for their return to God. *Oh that my head were waters, and mine eyes a fountain of tears, that I might weep day and night for the slain of the daughter of my people!*@ (Jeremiah 9:1). *My zeal hath consumed me, because mine enemies have forgotten thy words.*@ (Psalm 119:139). King David also said *For the zeal of thine house hath eaten me up; and the reproaches of them that reproached thee are fallen upon me.*@ (Psalm 69:9)
- \$ When we follow the gospel=s commandments and abide to the word of God and the church=s tradition in spite of the temptations we might face is a kind of zeal. For example when we fast and our colleagues or friends ask us to share with them a delicious food (which we are not supposed to eat during fasting), or when our parents are invited to Christmas party while we are fasting. Sticking to our fasting in these cases is a kind of zeal. God will bless us more when we say no to our friends (sorry we I am fasting) and when our parents have just salad or potatoes during the party. In God=s eyes it will mean a lot. When we are travelling by aeroplane a lot of people ask for special meals like Muslims no ham, Hindus veg. food ...etc. This is a kind of zeal for what they belief, and we in our turn who know the true faith should abide by our belief and have zeal for it.
- \$ God=s House namely the church has certain rules that we should be zealous for, during the mass there is no side talk, just praying. So if we have zeal and we see a boy or a girl talking or playing inside the church, nicely we should approach him telling him how we should behave inside the church. Similarly is dressing in a proper way as we are in God=s house and approaching communion.

Conclusion

If God so humbled Himself to make us partners in His work, He Who can save the world without us, how can we ignore this grace and obstruct the growth of His Kingdom.

The Fourth Commandment

References:

Ex. 20:8-11, Duet. 5:12-18.

Contemplations on the Ten Commandments. Vol.(1).

By: H.H. Pope Shenouda III

Notes For Servants:

1. The Ten Commandments are the basics of life. We must understand them memorize them and teach them to our children
2. We as servants should remember to apply them in our lives.

Objectives:

General: Learn why did God give us these Commandments and why should we keep it.

Specific:

1. We should understand God=s care for us.
2. We should use this day to worship Him in other word God wants to have a day with us every week.
3. We should learn how to live with and for God.

Instructions:

1. Church occasion.
2. Introduce the topic by talking about what would happen if there is no weekend and you have to go to school everyday without stopping till summer holiday.
3. Talk about how people who do not take a day off end up by getting ill or mad ...

Bible Verse:

Alf ye love me, keep my commandments.@

(John 14:15)

Lesson:

ARemember the sabbath day, to keep it holy.

Six days shalt thou labour, and do all thy work:

But the seventh day is the sabbath of the LORD thy God:
in it thou shalt not do any work, thou, nor thy son, nor thy daughter,
thy manservant, nor thy maidservant, nor thy cattle,

nor thy stranger that is within thy gates:
For in six days the LORD made heaven and earth, the sea,
and all that in them is, and rested the seventh day:
wherefore the LORD blessed the sabbath day, and hallowed it.@
[Ex. 20:8-11]

It is a Blessed Day, a Day of Rest in the Lord

This commandment dates back to the beginning of the world when the divine inspiration said:
AAnd God blessed the seventh day, and santified it: because that in it He had rested from all His work which God created and made.@ This commandment is carried out by the Lord Himself!

God created all the wonders of the universe, the sun, the moon, the stars, the plants and animals and the human being. At the end of each creation day, God was pleased with His creation and found it *Agood@* or *Avery good@*. The only day that God blessed and consecrated was the day of rest to show us that labour and work, even though useful and productive, cannot be blessed as one calm day which man spends with God.

The fourth commandment was actually given in Exodus 16, i.e., before the Ten Commandments were written by the finger of God, in Exodus 20. That is when God commanded the people of Israel to gather enough manna for two days on the sixth day of the week. The blessing they had on Friday, in the manna that was given to them from heaven, was a symbol of the blessing given to the whole world by the Lord Jesus Christ *Athe Bread of Life that came down from Heaven@*. [John 6:32-51]

To understand the seriousness of the fourth commandment, let us examine what happened to those who violated it in the Old Testament:

AYe shall keep the sabbath therefore; for it is holy unto you: every one that defileth it shall surely be put to death: for whosoever doeth any work therein, that soul shall be cut off from among his people.@ [Ex 31:14-17 & 35:1-3]
Check also [Num 15:32-36], [Neh 13:17-18], [Jer 17:27] and [Ezek 20:21].

When did the Lord God rest?

Does God get tired and needs to rest? Of course not! So what does the word *Arest@* mean?

The creation of the world did not take from God any effort; *AFor He spake, and it was done; He commanded, and it stood fast@* [Psalm 33:9]. But the real toil was the redemption, the salvation of mankind, His creation, from sin and eternal damnation. Therefore the true rest for God was after the salvation, while the rest of the sabbath was just a symbol of this true rest. Likewise, our rest on Sunday, is a symbol to the ultimate rest which will take place after the Judgment day!

The word *Asabbath@* is a Hebrew word that means *Arest@*. The real rest for God was

on the Resurrection Sunday.

Our Nature needs Rest

God is our Creator and He knows our nature better than we do! He knows that we need one day to rest per week. Therefore, keeping the sabbath, or the day of the Lord, is essential for us. The Lord Jesus said about it: *AThe sabbath was made for man, and not man for the sabbath@* [Mark 2:27]. o, God gave us the sabbath as a gift for rest.

Everybody must rest, not only the masters but the slaves too, not only the old but the young too. Even the land must take rest! *ASix years thou shalt sow thy land, and shalt gather in the fruits thereof: but the seventh year thou shalt let it rest and lie still@* [Ex 23:10]. This way it will yield more fruit, and the Lord will bless it more as He did on Fridays when the Israelites gathered the manna in the wilderness of Sinai. *AWho keeps the sabbath, not defiling it and hold fast My covenant - these I will bring to My holy mountain, and make them joyful in My house of prayer; their burnt offerings and sacrifices will be accepted on My altar I will give them an everlasting name that shall not be cut off@* [Isa 56:2-7].

The Sabbath was given as a Sign

As Circumcision was given as a sign or symbol in the Old Testament [Gen 17:10,11] that was replaced by Baptism in the New Testament, so is the sabbath or the sanctification of Saturday was replaced by keeping the Sunday holy because *Athis is the day that the Lord has made@*, this is the day on which the Lord resurrected and abolished death.

The sabbath was a sign, but of what?

AVerily My sabbaths ye shall keep: for it is a sign between Me and you throughout your generations; that ye may know that I am the Lord that doth sanctify you.@ [Ex 31:13]

On Sunday, we actually feel this sanctification because we remember how the Lord sanctified us by His Holy Blood, putting an end to the grip of sin and death over us, when we celebrate the Liturgy and participate in the Lord=s Holy Body and Blood in the communion.

You shalt not do any Work

The Jews used to carry out this commandment literally and neglected the spirit of mercy in the Law. They got very angry with our Lord Jesus Christ when he healed anyone on a sabbath day. The Lord, as if intentionally, healed many people on the sabbath: the man born blind [John 9], the man with the withered hand [Mat 12:10-13], the crippled woman for eighteen years [Luke 13:10-16], the man who had the dropsy [Luke 14:1-6], and the paralysed man at Bethesda, who was paralysed for 38 years [Jn 5].

By not doing Aany@ work means the usual labour of the week, this is a special day, a day that the Lord blessed. Christ Himself tried to persuade the obstinate Jews that doing good on the sabbath was not violating the fourth commandment, in fact it is required to do more good in the Lord=s day. When the priests circumcised a male born on a sabbath, that was not wrong, in fact it was obeying God=s law of circumcising the male born on the eighth day. [Mat 12:5,6; Jn 7:21-23]

In cases of emergencies, such as urgent surgeries, extinguishing fire, etc the doctor or the fire-men cannot excuse themselves on Sundays! This would be absurd! But a doctor should not keep his clinic working on Sundays to make more money. It is mercy not empty sacrifices that the Lord expects from us.

Worship on the Lord=s Day

God has commanded that the sabbath be sanctified and to be a day of rest *in the Lord*. It is not a day to be lazy in, or relaxing and sleeping, or shopping or cleaning, or doing whatever we missed during the week, it is a day of rest in the Lord. The expression AKeep Holy@ means Adesignating@, Aconsecrating@.

How would we sanctify the day of the Lord? *AFrom one sabbath to another, shall all flesh come to worship before Me, saith the Lord.*@ [Isa 66:23] Not only was the sabbath a day for worship, but also for teaching. The Lord Jesus Christ taught on the sabbath [Mark 6:2] and so did His Apostles. Therefore, the Holy Scriptures are read in the Church during the Mass every Sunday, and sermons are delivered, and children are taught in the Sunday schools.

Conclusions

Have I stayed away from the Church on Sunday or prevented others from going? Have I done unnecessary work on Sunday? Have I spent the day in unwholesome fashion or profaned it by improper conduct? If I could not go to Church because of illness or other grave cause, have I prayed at home? Have I caused anyone else to profane the Lord=s Day? Have I kept the Fasts and festivals prescribed by the Church?

The Fifth Commandment

References:

Ex. 20:12, Duet. 5:16.

Contemplations on the Ten Commandments. Vol.(2).

By: H.H. Pope Shenouda III

Notes For Servants:

1. The Ten Commandments are the basics of life. We must understand them memorize them and teach them to our children
2. We as servants should remember to apply them in our lives.

Objectives:

General: Learn why did God give us these Commandments and why should we keep it.

Specific:

1. We should understand God=s care for us.
- 2.
3. We should learn how to live with and for God.

Instructions:

1. Church occasion.
2. Introduce the topic by talking about how important are our parents in our lives, what they do to us, what they teach us....etc.
3. Talk about how people who do not take a day off end up by getting ill or mad ...

Bible Verse:

Alf ye love me, keep my commandments.@

(John 14:15)

Lesson:

**AHonour thy father and thy mother:
that thy days may be long upon the land
which the LORD thy God giveth thee.@
[Ex. 20:12]**

Lesson:

The commandments are designed to organize and define our relations first with God and second with each other. As we all know the ten commandments were written with God=s fingers on two tablets. The fifth commandment occupy the top place on the 2nd tablet.

It is the first commandment that is concerned with human relations and it precedes the Lord Says@ do not kill or do not commit adultery? Why is that sequence? As if God is saying that not honouring your parents is more sinful than committing murder or stealing or adultery

It is the first commandment that is associated with a reward: *AHonour thy father and thy mother: that thy days may be long upon the land which the LORD thy God giveth thee.*@[Ex. 20:12]. The opposite is also true. For whoever does not honour his/her parents reaps the opposite; his days become few and unpleasant.

Dishonouring parents was punishable by death: death was the punishment for breaking this commandment. About this the law says: *AHe who strikes his father or his mother shall surely be put to death...and he who curses his father or his mother shall surely be put to death*@ (Exodus 21:15,17) Not only was the death penalty restricted to whoever strikes or curses his parents, but was also applied to the stubborn and disobedient son.

The curse was also upon whoever took lightly his father or his mother, by mocking them or not receiving them with due respect. On Mount *Ebal* the Levites used to stand and cry loudly *Acursed is he who dishonours his father or mother*@ (Deut. 27:16). The Bible also says, *A the eye of that mocks a father and scorns a mother, the ravens of the valley will pick it out, and the young eagles will eat it*@ Prov. 30:17

As we say Our Father Who Art in Heaven God=s love and care is that of a true father which gives us an idea about the importance of the father and consequently the parents in our lives.. Long ago, the father was the family priest and intercessor with God too. When the Law of Moses was implemented, Priesthood was restricted to the sons of Aaron. The father is the head of the family *Athe husband is the head of his wife*) (1Cor.11:3) As in the story of Jacob the blessing of the father as a very valuable thing that made Jacob go as far as tricking his father to get it. God in all his kindness is our father, the church is our mother.

Examples:

1. Ham didn=t disobey his father Noah or struck him or cursed him, or spoke evil about him. All he did was that when he saw his father, Noah, drunk and naked, he did not cover him but *Ahe saw and told his brothers*@ (Genesis 9:20-26). And because of that, the curse struck his seed the Canaanite for thousands of years even Jesus with his gentleness and compassion said to the canaanite woman *Ait is not good to take the children=s bread and throw it to the dogs*@ (Mt.

15:26) This shows that the Lord approves the curse of Ham and his seed.

2. Jacob the father of fathers, who took advantage of his father's blindness and misled him, and cunningly received his blessing.... he was tricked by his own sons in the story of Joseph and we can see this in his answer to Pharaoh when he asked Jacob about his age he said: A few and unpleasant have been the years of my life, nor they have attained the years that my fathers lived....@ (Gen. 47:9)

3. Remember the golden rule Jesus put whatever you do to others they will do it to you, there was once a very bad and disobedient boy that was so bad that he once slapped his father. As time went by that boy became a man and he had a very unstable and unsuccessful life and when he had a son that son slapped him on his face when he tried to stop him from being trapped in evil matters (as he himself has experienced) and when it happened his brother reminded him that he once slapped his father before, he couldn't take the shock and had a heart attack

How to honour our parents:

Honouring parents requires love, obedience, respect, gratitude and support and a very important element:

1. Success: Your success honours your father and your mother and fills their hearts with joy. The Bible says@ A wise son makes a father glad, but a foolish son is a grief to his mother@ (Prov.10:1). If you study hard and pass with distinction, if you are honest with your work and you became a successful man and people speak well of you that you have honoured your parents.

2. Gratitude: How much effort does your parents exert to make your life easy? Your mother has to endure a lot during her pregnancy, when she nursed you as a baby and now when she is taking care of the details of your life, caring lovinghow much does the father work to provide for the needs of his children. If you don't appreciate all of these things look at those who are deprived from the love and care of their parents. If you have any troubles in communicating with your parents remember what they had done for you over the years and remember that every generation feels that the previous generation doesn't understand them. **Having cultural differences or generation gap differences is not an excuse for not giving your parents their true gratitude.** You too in your turn will be a parent and will suffer the same with your kids.

3. Support: It is a must that a person should take care of his parents and provide for them, especially in their old age, their sickness and their need. There was a family and their grandfather was living with them. Due to his old age his hands were shaking and plates and dished used to fall from his hands his son got upset and bought him a wooden plate. The grandson who was a 6 years old child told his dad Adad would you please take a good care of Grandpa's wooden plate he father said Awhy my son@ the 6 years old boy said became I would like to give it to you when you grow up and become old. There was an army that invaded a city and two young men in that city have done some favours for that army, so as a reward the army asked them to take their precious belongings and leave the city safe. You know what they did, one carried his mother and the other one carried his father.

4. Love & respect: sure you love your parents, but you should show it to them by respecting

them and showing that you are happy about the things they are trying to do to make you happy. For example if you see any of your parents tired of house work or trying to do something in the house that you can do, you can go and ask them to rest and try to do it yourself, this sure will make them happy.

5. Obedience and Submission: Obedience is an important element in honouring parents. It is said that Jesus Christ himself submitted to Mary His Mother and to Joseph (Luke 2:48) despite the fact that Joseph was not a natural father, who the angels and archangel submit to had submitted to his parents. Also the obedience of Isaac to his father Abraham. Once a young man some of his friends wanted to take him to a certain place which his parents object to, he refused and said my parents don't allow me to go there. His friends laughed and said they will not know he said but God knows and when I go home and see them I will feel so bad and so guilty, and I hate that feeling. However obedience is within the Lord commandments **A**Children, obey your parents in the Lord, for this right@ (Eph. 6:1)

Conclusions

Have I respected my parents and been obedient to them? Have I been guilty of deception, or caused them pain by my words or actions? Have I neglected them or failed to help them? Have I done my duty towards my family? Have I been wanting in love or kindness towards my husband or wife, or harmed him or her in any way? Have I set my children a good example and tried to bring them up properly? Have I corrected their faults with patience and not with anger? Have I over-indulged or spoiled them? Have I neglected my god-children and failed in my obligations towards them? Have I worked for my employers honestly and diligently? Have I treated fairly all these who have worked for me? Have I honoured God as my Heavenly Father by treating others as my brothers, and have I honoured the Church as my spiritual Mother by honouring and practising religion according to her teachings?

Lesson No. (15)

FACTORS OF SUCCESS

References :

Notes for Servants :

Objectives :

General:

Specific:

Instructions:

1. Review last week's lesson.
2. Give a brief description about the church occasion(s) for the coming week.
- 3.
- 4.

Bible Verse:

AThe LORD was with Joseph, and he was a prosperous man.@
(Gen 39:2)

Lesson :

FACTORS OF SUCCESS

Introduction:

Do we want to be successful or we don't feel that there is an obligation for that? Success is a goal that we should all strive to achieve, we owe that to God who wants his children to be successful we owe it to our parents who would find a great sense of gratitude and happiness when they see us successful. And finally we owe that to our selves to have a meaning for our lives.

What is success:

We have first to define success what does this word mean to us? Some people might view success as the achieving of good grades, having a high post in the community, wealth, fame, having a beautiful wife, rich husband.....etc. What do all of these represent.....? They are means through which people think that they might acquire success and consequently happiness. But do money, fame, beauty bring happiness and peace of mind.....???

The news informed us about a famous American actress who was subjected, by some thieves, to a choice of giving up her jewellery or getting her son killed. Thus, this jewellery only bought her agony. We find some famous and wealthy people committing suicide.

In fact, success is achieving true happiness and everlasting peace. Could we call a person who has achieved all his worldly goals without having any inner peace a successful person? As we said previously the bible sets rules for our lives. If we want to have a successful life we should always remember God=s commandments,

Joseph, the righteous man, was just a servant, yet he was a successful person in Potiphar's house while Akhab, the wicked, king was depressed and unable to sleep. (1 KINGS 21:4)

Examples from the Bible on success stories:

***A. Joseph, the story of a servant sold by his brothers who became a minister:** He was sold as a servant, young weak no body to help but he became a master of the land (like a minister). From this weak young man betrayed by his bothers to the man who is in control of the economy in Egypt, is a big story. The key to this story is what the bible says. *"And the Lord was with Joseph and he was a prosperous man."* (GENESIS 39:2) *"And his master saw that the Lord was with him, and that the Lord made all that he did to prosper in his hand. "* (GENESIS 39:3). Why did God bless Joseph that much?? Because Joseph was honest with God, he refused to do evil in the eyes of the Lord AHow then can I do this great wickedness, and sin against God?@ [Gen 39:9]. He ran for his life leaving his dress behind, although at that time there was no written commandment. Joseph knew that he will be punished for saying no to Potiphar=s wife, but he knew one thing that there is a God who is Almighty that is watching him. He didn=t fear people but he feared God. So we can summarize the elements in Joseph=s character that led to God helping him in this way:

1. Joseph loved his enemies: didn=t take revenge when was capable of
2. Was honest in his master=s house
3. Joseph was successful because he truly loved Purity and longed for it
4. he was a servant for everyone: he served his brothers honestly, and when he did not find them, he looked for them, knowing that they hated him. He then worked honestly in Potiphar's house. He served his prison mates until God chose him to serve all Egypt.

***B. David: The story of a young shepherd who became the greatest king the history of Israel.** A young shepherd who knew nothing, but to praise God and take care of his sheep. Sure

it never came to his mind that one day he will be taking care of the herd of Israel as their king.

1. David=s heart was with God and his thoughts pleased God. When Samuel went to anoint him, God said to Samuel: ***for the LORD seeth not as man seeth; for man looketh on the outward appearance, but the LORD looketh on the heart.*** (Sam 16:7)

2. David trusted in the Lord to the extent that he said to the great warrior of the Philistine Goliath ***Thou comest to me with a sword, and with a spear, and with a shield: but I come to thee in the name of the LORD of hosts, the God of the armies of Israel, whom thou hast defied.***(1 Sam 17:45)

3. Throughout his life David put God before his eyes, and even when he has fallen into sin trap he repented when Nathan the prophet rebuked him for his sin. David wrote the most famous prayers and praises for the Lord in the Bible the psalms which Jesus himself used to quote showing that the Holy Spirit spoke through David for he pleased has pleased Lord.

C. Daniel : Story of a war captive who became a minister in captivity: Daniel was one of the Israelites who were taken to Babylon as captives. A war captive yet, through his sticking to God=s commandments, Daniel had a very prestigious post in Babylon. It is God=s blessing to those who put the Lord always before their eyes, that he made Daniel that important man in the king=s palace. ***Then this Daniel was preferred above the presidents and princes, because an excellent spirit was in him; and the king thought to set him over the whole realm. (Dan 6:3)*** When faced with hiding his faith or face punishment, Daniel didn=t fear for his post and he prayed to God the way he used to do. He opened the window and prayed in the direction of Jerusalem knowing that the penalty of this is being a food for hungry lions. And he was thrown to the lions, but the God Whom Daniel loved and obeyed His commandments saved him from the lion=s den in a miraculous way

Some highlights on Daniel=s character:

1. Although captive in a foreign country yet Daniel never forgot God
2. In many chapter in Daniel we find him fasting and refused with the three young men to eat the king=s food preferring to obey God than obeying the king
3. A man of power and influence in the royal palace yet he didn=t fear for his position and prayed to God the way he used to not fearing the lion=s den not fearing to lose his position in the palace.
4. Being a man of prayer, Daniel was entitled to a lot of heavenly revelations
5. Like many characters in the Bible Daniel never spoke against his enemies on the contrary when he was thrown in the lion=s den by the king=s orders and God saved him. And when the king came the next day to see what happened to him, Daniel didn=t curse the king but he said: Then said Daniel unto the king, ***O king, live for ever. My God hath sent his angel, and hath shut the lions' mouths.*** (Dan 6:21-22)

Success factors:

1. Put God and his commandments first in your life:

AFor after all these things the Gentiles seek, for your Heavenly Father knows that you need

all these things. But seek first the kingdom of God and His righteousness and these things shall be added to you. Therefore, do not worry about tomorrow for tomorrow will worry about its own things. Sufficient for the day is its own trouble.@ [Matt 6:32-34] Whatever we want to achieve in our lives it should be based on this point. And we should always remember that having a control over one=s self is a great success. St. Cyprian says, **AThere is no victory greater than the victory over oneself.**@ He also says, **ATo conquer oneself is greater than to conquer evil.**@ For example purity from evil and from sin is not only a conquest but also a success, it is the top of success. St. Augustine says, **AI put myself on top of the world when I feared nothing or desired nothing of this world.**@

2. Follow the Book:

AOnly be strong and very courageous that you may observe to do according to all the law which Moses My servant commanded you; do not turn from it to the right or to the left, that you may prosper wherever you go. This Book of the Law shall not depart from your mouth but you shall meditate on it day and night, that you may observe to do according to all that is written in it. For then you will make your way prosperous and then you will have good success.@ [JOSHUA 1:7-8]

3. Seek the goal:

AI do not count myself to have apprehended but one thing I do, forgetting those things which are behind and reaching forward to those things which are ahead. I press toward the goal for the prize of the upward call of God in Christ Jesus.@ [PHILLIPIANS 3:13-14]

4. Do what you are supposed to do with honesty:

As a student or a working person, we should do our part of studying or working hard and God in his turn will do His part of granting to us what he sees of suitable future for us. Honesty requires us not to cheat in order to pass a test. Cheating can destroy every hope of success. How can we call success that which is based on cheating; how can we call it real success. Putting on an act or a front is a form of cheating. It is like a malignant disease that destroys a person=s life .Everything that we are given a measure that you will be given an account for in front of God, e.g. studying. Wasting your time and being careless in your work is a clear contradiction to God's will. **AI**f any would not work, neither should he eat@ [II The 3:10]. Our Saviour worked as a carpenter with Joseph His father, thus blessing work and making it holy.

4. Never give up:

ALet us not grow weary while doing good for in due season we shall reap if we do not lose heart.@ [GALATIANS 6:9]

5. Forgiveness of enemies and love for others:

The more we realize that the love of enemies is a Biblical command, the more we discover that it is a secret of success, happiness and power. The absence of love changes one's life to hell. It also lowers one's level and self respect which leads to envy. It can reach to the point where one cares about the most worldly, unimportant trifles. The absence of love results in envy, jealousy, un-forgiveness, the desire to get even and the total loss of peace the greatest treasure in your life is your faith in God. The presence of God with you is a notion of your success, happiness and peace. Always keep in mind that God is with you. **AA**nd they shall call His Name Emmanuel which is being interpreted: God with us.@ [Mat 1:23] **AI**f God be for us, who can be against us.@ [Rom

8:31]

6. Do all for Christ:

According to my earnest expectations and hope that in nothing I shall be ashamed but that with all boldness as always, so now also Christ will be magnified in my body, whether by life or death. For me to live is Christ and to die is gain. @ [PHILIPPIANS 1:20-21]

Conclusion

Finally, never forget this: the secret behind your success is in God's presence with you. Believing in God's presence with you grants you peace and thus, there is no place for fear.

- \$ Loving others is the thermometer by which you measure your success.
- \$ To be honest in your study and in your work is a divine commandment for your success.
- \$ Be careful in your social relationships so that you abide with the Bible sayings, leading toward the building of your life and the life of others.
- \$ Your purity during your youth is a declaration of your success and the foundation for a

The Sixth Commandment ADo not Kill@

References:

1. H.H. Pope Shenouda III: Contemplations on the Ten Commandments, Vol 3

Notes For Servants:

- 1.
- 2.

Objectives:

General: Understand the full scope of this commandment.

Specific:

1. The importance of this commandment.
2. Usually unnoticed ways of disobeying this commandment.
3. Killing the spirit.

Instructions:

1. Church occasion
2. .
3. .

Bible Verse:

Alf ye love me, keep my commandments.@
(John 14:15)

Lesson:

AThou Shall Not Kill@
(Exodus 20:13)

Introduction:

We might look at this commandment and say we don=t kill anyone it is not intended for people like us, it is intended for criminals. But when we look deeply at this commandment we will learn that there are forms of killing which are more dangerous than the physical killing. Killing can be defined as either physical, psychological or emotional damage which leads to the physical death or psychological destruction of that person. The word killing is not restricted to the killing of others but it is also applied on our selves as our souls belong to God.

Why is killing a crime?

- \$ **God is the giver of life**, and He is the only one who can take it back. It is owned by Christ, for when He redeemed our lives by His own Blood, He bought man's life which then became His. Unlike other sins, killing irreversibly affects a person's life which is not his own. It is God's. The first crime done in the history of the human race was murder (Cain and Abel,) and God said that the blood of your brother was crying to me. Killing is the crime that haunts the one who commits it forever, Pilate took some water and washed his hands in front of the crowd, saying *A* I am not responsible for the death of this man. Yet the blood of that Man haunted him till the end of his life and forever.
- \$ **One might justify the killing of a person that he was bad.** Then we would say that this killed person was deprived from a time to repent leading him to hell. Besides human beings cannot play God's role for God says: *Avengeance is Mine, I will repay,* says the Lord (Romans 12:19). And the guilt is even greater if the killed person is a good person, since it is a greater loss to society.
- \$ **God avenges all blood shed:** *A Dearly beloved, avenge not yourselves, but rather give place unto wrath: for it is written, Vengeance is mine; I will repay, saith the Lord.* (Romans 12:19), even by good people as David (1 Chronicles 22:8). David was not pardoned by God for the murder he had committed but God punished him by forbidding from him because his hands had previously been smeared with blood. God said to David *A You have shed much blood and have made great wars; and so, you shall not build a house for My Name because you have shed much blood on the earth in My sight.* (1 Chronicles 22:8).

Types of Killing:

1. Suicide:

The Commandment means not to kill oneself or others by deed, intention, senses or words, either physical or physiological. Suicide is the same as any other murder and man does not own his life nor does he have the liberty to do anything he likes with it. That is why the church does not conduct a funerary mass for an individual who commits suicide. In addition to the crime of committing suicide, we also have other crimes such as losing hope and getting filled with despair as did Judas. Hope is one of the three major virtues mentioned by Paul in *A And now abide faith, hope, love, these three; but the greatest of these is love* (1 Corinthians 13:13).

However there are indirect forms of suicide e.g. ruining our own bodies through bad customs such as smoking, alcohol, drugs, over eating. Also adultery is a sin that damages the body and physical indulgence and might causes many serious diseases.

2. Killing others:

God prohibited killing individuals and therefore would condemn wars that aim at massive killing.

Sterilization practised against certain ethnic groups (slaves and aboriginals) is a form of killing.

Intentional abortion is a premeditated murder against an unborn infant with a soul created by God.

Thinking of killing, or urging others to do it, is a form of killing by intention punishable by God.

Hatred is a similar kind of killing *Whoever hateth his brother is a murderer* (I John 3:15).

Character defamation, slander, ill-treatment, frustration and discouragement are all moral killing.

Aggression and physical fight is nothing but partial killing that may lead to bodily or physical loss.

War and Killing:

We can ask ourselves: does war come under the Sixth commandment which forbids killing? God allows man to defend himself, and if war is merely for self defence, or to protect the whole community, God agrees to it as a protection for the individual in society. **God condemns war when it aims at aggression and injustice.** The use of destructive weapons is against the Sixth Commandment. It is a shame that man uses his talents, knowledge, brain and intelligence for the destruction, killing and hurt of his fellow man, whereas if those millions were spent on wars otherwise spent for the welfare of humanity.

When there was any violation of the first seven Commandments, execution of that person that disobeyed God was required according to the Divine law God gave to Moses: *And he that smiteth his father; or his mother; shall be surely put to death. And he that stealeth a man, and selleth him, or if he be found in his hand, he shall surely be put to death.* (Exod 21:15-16) *And he that blasphemeth the name of the LORD, he shall surely be put to death, and all the congregation shall certainly stone him: as well the stranger, as he that is born in the land, when he blasphemeth the name of the LORD, shall be put to death. And he that killeth any man shall surely be put to death* (Lev 24:16-17)

Indirect Killing:

1. Destroying a person emotionally: Do you think that killing is just when you stab someone with a knife, or shooting someone? No, For mere deadly words, or destructive behaviour that is full of contempt and despise, or an action teeming with insult and humiliation, may make someone very emotionally disturbed. And on the long run this person would be emotionally killed. Each one of us can look deeply into himself and see how many people we might have indirectly killed by spreading a bad gossip about him, teasing, humiliating, or mocking???? *The Bible says :@Their tongue is as an arrow shot out; it speaketh deceit: one speaketh peaceably to his neighbour with his mouth, but in heart he layeth his wait@ Jer 9:8*

2. Killing Hired Hands: Which means exploiting and giving workers very little wages. Such an individual kills the persons he hires because he knows that the wages he pays them are not

sufficient for them and he himself cares nothing and has no mercy for them. The Bible says **Behold, the hire of the labourers who have reaped down your fields, which is of you kept back by fraud, crieth: and the cries of them which have reaped are entered into the ears of the Lord of sabaoth.** AJames 5:4

3. **Refrain from Giving help:** If there is someone in danger and we stand seeing that without giving help this is a form of killing. The Bible says: **Whoso stoppeth his ears at the cry of the poor, he also shall cry himself, but shall not be heard.**@ Prov 21:13 Therefore, to refrain from giving charity to those in bad need is a clear violation of the sixth commandment. An example of this is the rich man who had no mercy on the Lazarus. The same applies to the priest and the Levite mentioned in the parable of the good Samaritan. As our Lord Jesus Christ mentioned **Al desire mercy and not sacrifice**@ (Matthew 9:13)

Killing of the Spirit:

And fear not them which kill the body, but are not able to kill the soul: but rather fear him which is able to destroy both soul and body in hell.@ Matt 10:28 As the Lord says we should fear those who kill the spirit. The word killing the spirit means corrupting the spirit and making it a follower of the devil. This can be caused indirectly through:

Religious Inventions and Heresies: as they can cause serious killing of the true Christian believe e.g. (Following some cults)

Negligence in brining up children: a vicious husband or vicious wife can=t bring up good children as they will teach them bad behaviour. Parents are responsible for the spiritual lives of their children before God by giving them a good christian example and making them close to the church in terms of attending the liturgy, Sunday school fasting.....etc.

The Stumbling Block: Those who cause others to lose their faith in any way by giving a bad example or encouraging someone to do something wrong, or even by spreading scandals and rumours about them. For example a girl who in dressed in an improper way that causes others to stumble, or a corrupt friend who insist on dragging his mates to the same bad way he follows and turns them into sinners. As our Lord Jesus Christ **But whoso shall offend one of these little ones which believe in me, it were better for him that a millstone were hanged about his neck, and that he were drowned in the depth of the sea.**@ Matt 18:6

Conclusion:

Have I caused the injury or death of any one, or wished they were dead? Have I done anything to shorten my own life or that of someone else by injuring health, or through evil and intemperate living? Have I given way to anger, or harmed others with words or actions? Have I defamed others who needed help, or failed to stand up for those unjustly treated? Have I been cruel to anyone? Have I mistreated animals or destroyed any life unnecessarily? Have I failed to forgive anyone or harbored evil thoughts against them?

CALMNESS & ANGER

References:

Notes for Servants:

Objectives:

General:

Specific:

Instructions:

Bible Verse:

"Let everyman be swift to hear, slow to speak, slow to wrath"

[Jam 1:19]

Lesson:

CALMNESS & ANGER

Introduction:

We have talked last week about Thou shalt not kill@ which is one of the ten commandments. What can drive someone to kill somebody else? Can we give reasons for that? In many statistics anger was the leading cause behind many crimes.

How can each one of us describe himself? Do you think you are a calm person or a nervous person that gets angry easily? Did you try to solve some problems you have faced with calmness or with anger and how did it work with both?

ANGER

Where does anger emerge from? Source of anger can be envy, hatred, high level of self esteem that makes one very sensitive to criticism even if it was for our own benefit, love of worldly things that makes us angry not to get it....etc.

Why is anger a sin?

The Bible says: "Be ye angry and sin not: let not the sun go down upon your wrath."[Eph 4:26]

So, we can conclude that anger is a sin because it results in many sins. It can result in hatred, lack of forgiveness, revenge ideas and can even result in killing.!!! A lot of murder crimes were committed because of anger and the inability to self control. So when the Bible tells us not to let the sun go down on our wrath this is for our own benefit as it prevents us from producing either destructive feelings that would ruin our lives.

There are two kinds of anger that we have to recognize:

A. Holy Anger:

1. The Bible especially the Old Testament speaks of God= anger in many passages. The anger of God is the response of His Holiness to outbreking sin. For example the flood: ***And God said unto Noah, The end of all flesh is come before me; for the earth is filled with violence through them; and, behold, I will destroy them with the earth@ Gen. 6:13*** However, in the New Testament the word anger appears rarely, and is replaced by the word wrath.

In the New Testament: "And they come to Jerusalem: and Jesus went into the temple, and began to cast out them that sold and bought in the temple, and overthrew the tables of the money-exchangers, and the seats of them that sold doves; and would not suffer that any man should carry any vessel through the temple, and he taught saying: 'Is it not written, My house shall be called of all nations the house of prayer? but ye have made it a den of thieves.@ [Mar 11:15-17]

2. There is necessary and holy (spiritual or lawful), anger spiritual for the sake of God which we call **holy zeal**. ***For example when Moses:*** broke the 2 tablets of the law when he saw the golden calf that the people of Israel made and worshipped during his absence. ***In the New Testament St. Paul:*** "Now while Paul waited for them in Athens, his spirit was stirred in him when he saw the city wholly given to idolatry." [Acts 17:16]

B. Unlawful anger:

Vindictive personal feeling unnecessary, unlawful and wicked, unlawful for personal reasons. "*Whosoever is angry with his brother without a cause shall be in danger of the judgment*" [Mat 5:22] Reasons for this unlawful anger can be:

***Coveting or Envy:** for example: the older brother in the parable of the prodigal son. He refused to enter into the house to celebrate the arrival of his younger brother. [Luke 15]

***Competition:** When you compete with another person for something, and when that other person wins, how would you feel?.. angry?

***Hatred:** we some times hate those who tell us that we are wrong about something.

How to deal with Anger:

1. Slowing the Process of Anger or Avoiding Anger: remember that the bible says: *"Let everyman be swift to hear, slow to speak, slow to wrath"* [Jam 1:19] *"He that is low to wrath is of great understanding: but he that is hasty of spirit exalteth folly"* [Pro 14:29]. In almost all situations anger makes things worse, it makes someone unable to control his speech, thoughts and consequently, has no control on his behaviour. The end result of angry situations is complicating matters more.

2. Treating the angry people:

"Make no friendship with an angry man; and with a furious man thou shalt not go" [Pro 22:24] because you will lose your internal peace. Even if you are a calm peaceful person his anger will be reflected on you. There remains a question :how to deal with an angry person?

*Try not to argue with him in his furiousness and do not stand in front of his face, try to go away or hide (ex: Eiso and Jacob), but if you cannot, do the following:

*change the subject: if you find that a certain subject makes him mad, change it.

*remember that this angry person is a brother not an enemy.

*think about him, maybe you are wrong and you are irritating him, maybe your behaviour, manner, sayings, caused that anger.

*do not hold his bad behaviour or what he says during his anger against him. Remember the Saint's saying: "Fire does not extinguish fire, but water does. In the same manner, anger is not extinguished by anger but with love and patience."

*do not try to revenge for yourself.

*Pray for that person so that God would guide him and give him inner peace.

Some Advices for People who get Angry Easily:

Here is a little story of a monk that was keen to keep his silence and prayer time, but who occasionally gets mad and angry at other monks. He thought one time to go and live all by himself so that he would not get angry at any person. In his cell (allayah), he had a jar of water (ollah). This jar fell several times, and he failed to prevent that. Finally, he got very mad and broke the jar. By doing that, he felt that the devils were very pleased. When he cooled off, he came back to his senses and thought: 'Here am I living all by myself and still getting angry. I will go back to the monastery. In every place, one needs patience, strife, and God's help'.

1. train yourself to be patient, meek, calm, and to love others.
2. study the reasons of your anger and work on it.
3. if the reason of your anger is tiredness, physical fatigue, or stress, so try not to be involved in any kind of confrontation or argument while you are in these conditions.
4. do not set high standards for people who, in fact, do not meet your expectations. Even worse to start to ask them to pay an account for their assumed standards.
5. if people's mistakes arouse your anger, do not make yourself their judge or their guardian, but train yourself to mind your own business.
6. if you get angry, do not let your anger last for a long time, try to calm yourself quickly. *"Let not the sun go down upon your wrath"* [Eph 4:26]
7. list your mistakes committed while you are angry and train yourself to avoid them.
8. confess to God every time you pray that you are an angry person and ask him to

cure you from that disease and give you the virtue, or gift of meekness.

CALMNESS

Peace is the original state of this universe. Since the beginning of time, God alone has been in perfect peace. God created the world and the world lived in peace. So when did the world ever begin to lose its peace? The loss of peace happened after God formed creatures that have a free will. When Adam was living in God's fear even the beasts lived with him in peace. Sin is the thing that disturbed the peace of the universe. When Adam fell his life became disturbed and lost his peace for ever.

By acquiring the calmness we can train ourselves to control our anger. Kinds of calmness:

*Inner calmness: which is made up of tranquillity of the mind, serenity of the heart and calmness of the thoughts.

*Calmness of the Body: which consists of the stillness of the senses and calmness of the movement.

*Calmness of the Nerves: which consists of the serenity of the features and the spirit of cheerfulness.

*Calmness of Speech/Tongue: which also includes calmness of the voice.

*Calmness of Behaviour: which consists of a serenity in practical matters of life and in private behaviour, and a calm approach to solve any problem which the individual might meet.

However, a person may appear calm because the external conditions which surround him are calm. No provocation has yet put his calmness to the test. It is only when one person clashes with another over a matter of opinion or behaviour, or when insult or injury befalls that according to how he behaves, he can know if he is truly a calm person or not. A truly calm person handles difficult situations as the Bible says: *A gentle answer turns away wrath*. [Prov 15:4]. And as Saint Dorotheus said: The humble person does not anger anyone, nor is he angered by anyone. This way he doesn't lose his inner peace and calmness.

Elements that can make us lose our calmness:

*Sin: if there is a certain sin that we keep falling into and causes us to feel disturbed

*External factors: e.g. loud music, violent sports, horror movies,.....etc.

*Fear and anger

*News and media

*Personal problems

*Selfishness: that makes us concentrate only on what we want regardless of others, feeling that we should be the centre of attraction.

How can we obtain Calmness?

Calmness and peace that made Saint Peter sleeping so deeply in prison. And made Martyrs face death peacefully and joyfully. How can we obtain it?

1. Love of calmness
2. Love of nature
3. Faith and tranquillity of the heart
4. Don't be easily provoked
5. Live with peaceful people/friends
6. Joy and cheerfulness
7. Humility and gentleness
8. Training in calmness:

Learn to behave quietly: in opening the door, speaking, discussing. BE GENTLE!

Surround yourself by peaceful people, friends.

Avoid drugs, stimulants, relax when you can afford the time.

Don't obey rushed, not well thought of ideas.

Learn to think peacefully, seek advice when you need.

Have some time during the week to sit quietly with God.

Conclusion:

Always be a gentle breath not a storm that everybody wants to avoid. A loud voice and a hot tempered person might be feared but never loved by anyone. Love calmness and control your anger this is a Biblical command that can guarantee to us a peaceful successful and happy life

Lesson No. (18)

THE MEANING OF CHRISTMAS

References: Topics for the Christian Youth, by Father Shenouda Anba Bishoy.

Notes for Servants:

Objectives:

General:

Specific:

Instructions:

Bible Verse:

Lesson:

Please, refer to attached sheets.

THE MEANING OF CHRISTMAS

Christmas, the birth of Christ, has many spiritual meanings that can be summarized in the following two:

1. Christmas is the ultimate proof of the love of God towards mankind!

God, out of His great love, descended from His Glory in Heaven to dwell on earth among us in order to save us from our sins. Christ, through His Incarnation, carried our sins on the Cross and purified us with His holy blood, to present us as pleasing renewed creation to the Heavenly Father.

He became the A Son of Man@ so that He enables us to become the sons of God. He was born in the flesh to enable us to be born in the spirit. The birth of Christ sanctified all humanity. When Jesus made Himself One with our nature, He saved our nature. When He was incarnate and took our body, He sanctified our body.

The birth of Christ is a reconciliation between God and man. St. Jacob-el-Sourougui said: A There was an enmity between God and man. When man failed to be reconciled to God, God descended to man.@

A For He is our peace, Who hath made both one, and hath broken down the middle wall of partition between us; having abolished in His flesh the enmity, even the law of commandments contained in ordinances; for to make in Himself of twain one new man, so making peace; and that He might reconcile both unto God in one body by the Cross, having slain the enmity thereby.@ (Eph 2:14-16)

Therefore, the birth of Christ is the joy and the peace of the whole world, and we sing with St. Mary: A My spirit hath rejoiced in God my Saviour.@ (Luke 1:47)

2. Christmas means that He is Emmanuel: A God is with us@.

Christ is with us always, even unto the end of time (Mat 28:20). He is living with us in a real sense, not as a feeling or an imagination. Through His incarnation, God has made us one with Him:

A That they all may be one; as Thou, Father, art in Me, and I in Thee, that they also may be one in Us: that the world may believe that Thou hast sent Me. And the glory which Thou gavest Me I have given them; that they may be one, even as We are One: I in them, and Thou in Me, that they may be made perfect in one; and that the world may know that Thou hast sent Me, and hast loved them as Thou hast loved Me.@ (John 17:21-23)

Title: The Meaning of Epiphany

References :

Text : "Speak, Lord; for thy servant heareth."
(1 Samuel 3:9)

Notes for Servants :

Objectives

General: We should obey God=s ordinances and perform His will even when we do not understand its wisdom.

Specific:

The Lesson should aim the following :

- A. The purpose of Christ=s baptism by John.
- B. The purpose of our baptism by the Holy Spirit.

Instruction :

- 1. Review last week's lesson.
- 2. Give a brief description about the church occasion(s) for the coming week.
- 3. Why did not John want to baptize Christ?
- 4. Why did John want to be baptized of Christ?
- 5. What are the differences between the two baptisms?

Bible Verse

A.. it becometh us to fulfill all righteousness.@ (Matthew 3:15)

Lesson :

Please, see attached sheets.

The Meaning of Epiphany

Introduction

Christ came to be baptized of John in the Jordan, but John at first forbade Him. Jesus insisted accepting John=s sincere feelings. The heavens were open and the Spirit of God came upon Him as a dove and the voice of the Father came from heaven saying: *AThis is my beloved Son, I whom I am well pleased.*@ (Matthew 3:17)

At Christ's baptism there was a manifestation of the three Persons in the sacred Trinity. The Father confirming the Son to be Mediator; the Son solemnly starting the work of salvation; the Holy Spirit descending on Him, to be through His mediation communicated to His people. This is why it is also called *ATheophany*@.

Why Did Not John Want to Baptize Christ

AI have need to be baptized of thee, and comest thou to me?@ (Matthew 3:14)

John saw Jesus coming to be baptized of him and could not understand how Christ, the Son of God who is separated from sin would come to be baptized by a sinner, as a sinner and among sinners.

John at first refused to baptize Christ in the same manner as Peter refused to let Jesus wash his feet. Out of a deep knowledge of their shortcomings they thought it was incredible that the Lord Jesus would humble Himself below them.

John=s modesty thought that it was too great of an honor that Christ would come to be baptized of him, just as his mother, Elizabeth had done to Saint Mary when she visited her. *AAnd whence is this to me, that the mother of my Lord should come to me?*@ (Luke 1:43)

Christ great humility is so surprising as to appear at first incredible even to the strongest believers. It is so deep and mysterious that we cannot explain it except by faith and submission.

Why Did John Want to Be Baptized of Christ

John=s mission was to prepare the way of Christ by calling people=s hearts to repentance. Therefore, he baptized them by water for cleansing.

He knew very well and proclaimed that Christ would baptize the people by the Holy Spirit and fire. *Alndeed I baptize you with water unto repentance: but he that comest after me is mightier than I, whose shoes I am not worthy to bear: he shall baptize you*

with the Holy Ghost, and with fire (Matthew 3:11)

John the Baptist understood that he needed to be baptized with the baptism of Jesus in order to be saved even though he was filled with the Holy Spirit from his mother's womb. The pure who have the Spirit of God are more sensible to their infirmities and feel that they always need more of God's Spirit. Even the holiest people need to submit to God to be saved.

Some Jews thought that John the Baptist was the Messiah, but before the multitudes he publicly acknowledged that Christ is the true Messiah the Lamb of God.

What Is The Difference Between The Two Baptisms

The baptism of John was a message from God to His people. It was a divine institution through a prophet and a messenger from God. Therefore, Christ showed His readiness to comply with all of God's righteous ordinances and precepts. By His baptism, Jesus also justified God and approved His wisdom in sending John to prepare His way.

Jesus submitted Himself to the baptism of John because it was from God, unlike to the washing imposed by the Pharisees which was a human invention. Jesus justified His disciples in refusing to comply with it.

The baptism of Jesus is by the Holy Spirit Who descended on the Apostles on the day of Pentecost. It is a purifying and cleansing power. It alone can restore the purity of our original state before the fall. It is a burial of the fallen nature with Christ in the tomb and putting on a renewed nature.

By the baptism of the Holy Spirit, we start our mission in testifying to God in the same way as Christ started his mission of salvation by being baptized.

In baptism we become members of Christ's body, the Church. In the Old Testament, circumcision was the sign in the flesh of being of God's chosen people. Without baptism we can not be saved

Conclusion

- + Christ's humility is so surprising, that even the strongest believers at first can hardly believe it.
- + Those who have the Spirit of God continually feel that they need more.
- + It is important to fulfill all righteousness, to obey every Divine institution, and to be ready to comply with all God's righteous precepts.
- + In and through Christ, the heavens are opened to the children of men.

A.. it becometh us to fulfill all righteousness.@ (Matthew 3:15)

The Seventh & The Eighth Commandment

References:

1. H.H. Pope Shenouda III: Contemplations on the Ten Commandments, Vol 4

Notes For Servants:

- 1.
- 2.

Objectives:

General: Understand the full scope of these two commandments.

Specific:

1. The importance of these commandments.
2. Usually unnoticed ways of disobeying these commandments.
3. Spiritual adulatory.

Instructions:

1. Church occasion
2. .
3. .

Bible Verse:

Alf ye love me, keep my commandments.@
(John 14:15)

Lesson:

The Seventh Commandment

AThou shall not commit adultery.@
[Ex. 20:14]

Why is adultery so hideous?

St. Paul said, **AFlee sexual immorality. Every sin that a man does is outside the body; but he that commits sexual immorality sins against his own body.@** [1 Cor. 6:18]

Why is it serious to sin against the body?

ADo you not know that your bodies are members of Christ? Shall I then take the members of Christ, and make them members of a harlot? [1 Cor. 6:15]

St. Paul continues, **ADo you not know that your body is the temple of the Holy**

Spirit...and you are not your own? Therefore, glorify God in your body...@ [1 Cor. 6:19-20]

AYou are the temple of the living God...@ [2 Cor. 6:16]

ADo you not know that you are the temple of God, and that the spirit of God dwells in you? If any man defiles the temple of God, God will destroy him. For the temple of God is holy, which temple you are.@ [1 Cor. 3:16-17]

God punished Adultery harshly

The flood was the harshest punishment that God inflicted on the world. The cause...adultery. The Bible says, ANow it came to pass, when men began to multiply on the face of the earth, and daughters were born to them, that the sons of God saw daughters of men that they were beautiful.@ [Gen. 6:1-2]

God burnt down Sodom and Gomorrah because of adultery, AThen the Lord rained brimstone and fire on Sodom and Gomorrah from the Lord out of heaven...@ [Gen. 19:24-25]

In addition to the severe earthly punishments, there is also a heavenly penalty, ADo not be deceived. Neither fornicators, nor idolaters, nor adulterers, nor homosexuals, nor sodomites, nor thieves, nor covetous, nor drunkards, nor revilers, nor extortioners, will inherit the kingdom of God.@ [1 Cor. 6:9-10]. Notice here that St. Paul placed fornicators before idolaters, a fact which indicates the seriousness of this sin.

Non-Physical types of Adultery

1. Adultery through the senses...

The Lord said, AWhoever looks at a woman to lust for her, has already committed adultery with her in his heart.@ [Matt. 5:28]

2. Adultery through thinking...

Sinning may start with a lust in the form of ideas. Lustful thinking triggered by reading, watching, or listening to unclean things.

3. Adultery through the tongue...

This form can occur through flirting, sexual jokes, love stories, or wicked songs.

Resisting Adultery...

A. Stay away from all things that excite and lead to sinfulness. St. Paul orders us, A...not to keep company with sexually immoral people...not even to eat with such a person...put away from yourselves that evil person.@ [1 Cor. 5:9, 11-13]

B. You may have some frivolous companies who may invite you to have fun with them. If you refuse, they will mock you. Keep your spiritual principles and let the people say about you whatever they want to say. Moreover, a person whose personality is strong, leads and is not led. St. Paul says, ADo not be conformed to this world.@ [Rom. 12:2]

C. Escape from idleness. Leisure and idleness are the greatest enemies of youth. If you are persistent in your studies and mindful of your future, you will not be distracted by sin. Be one who knows the value of time and life and who invests every minute in what is of benefit. Fill your time with work, prayer, spiritual meetings, service, and reading.

D. Fill your hear with God=s love and it will drive out sin. This is done through prayer, meditation, reading the Bible, spiritual books and meetings, regular church attendance, self-judgement, confession, communion, fasting, and service.

Conclusion:

**Have I given way to impure thoughts, words, or deeds?
Have I committed any unworthy actions alone or with others?
Have I degraded myself in any way, or forgotten human dignity?
Have I read immoral books or magazines, or delighted in obscenity of any kind?
Have I associated with bad companions or frequented unsavoury places?
Have I eaten or drunk or smoked too much?
Have I been lazy, idle, or wasted my time?
Have I led others to commit sinful acts?
Have I been unfaithful to any trust confided in me?**

The Eighth Commandment

**AThou shall not steal.@
[Ex. 20:15]**

What is theft?

Stealing someone else=s belonging without their consent.

Stealing includes damaging others= property because it results in loss of someone=s belongings.

Stealing time: Working time does not belong to the employee but to the employer who pays him. If an employee exploits working time, he will be stealing this time or the pay he receives for it.

Plagiarism: Stealing ideas means that someone takes the idea of someone else and ascribes it to himself, or quotes something without referring it to its originator as if it belongs to himself.

Cheating in Examinations: In the same way as one steals an invention that belongs to someone else, one may steal a degree or a test result.

In general, theft is a form of disrespect for other people=s rights and property.

Is it possible to steal from God?

Stealing of sacred things is a serious matter, and robbing alters and churches is unimaginable.

1. Some may steal a candle or a book.

2. Not paying Tithes: A person steals from God when he refrains from paying tithes. This money belongs to the poor yet we keep to ourselves and not give to its rightful owners, the needy ones (Malachi 3:7-10).

3. The day of the Lord: The Lord has a certain day of the week that belongs to Him and not to us. We do not have the right to use it in any way we wish, for it should be devoted to God=s worship. If we spend it otherwise, we would be stealing God=s day from Him.

4. Worship time: In the same way that God has a day of the week, he also has

certain times every day which should be devoted to prayer, meditation, readings, attending religious meetings, and service. If worldly affairs take over our lives leaving us no chance for worship, we would be robbing God of His time.

How serious is stealing?

St. Paul says, ADo not be deceived. Neither fornicators, nor idolaters, nor adulterers, nor homosexuals, nor sodomites, nor thieves, nor covetous, nor drunkards, nor revilers, nor extortioners, will inherit the kingdom of God.@ [1 Cor. 6:9-10].

What is the image of one who steals?

Theft denotes the thief as vile and dishonest. It destroys his character in people=s eyes, and calls upon them to beware of him, to despise him, and not to mix with him.

Resisting Stealing...

1. Plant honesty.
2. Love others and respect their rights. If people loved each other, they would take care of each other=s possessions and would never betray each other.
3. The needy should ask God through the church for help.

Repenting from stealing...

It is not enough that a person confesses that he has stolen and has the priest read his absolution. He has to do his best to return or make up what he has stolen.

Conclusion:

- Have I stolen anything or wished to do so?
- Have I kept anything that did not belong to me?
- Have I tried honestly to find owners of lost articles I have found?
- Have I cheated anyone?
- Have I paid my debts?
- Have I lived within my income, and not wastefully and extravagantly?
- Have I given to charitable causes in proportion to my means?
- Have I been honest and upright?

Lesson No. (21)

LOVE, SEX & LIES

References: 1. Bible: [1 Cor. 6:9-20]
2. Video tape Love, Sex and lies

Notes for Servants:

Objectives:

General: Sex is outside the marriage frame, is a sin against God.

Specific:

- emotions and its hazardous
- community and peer pressure regarding sex
- protection against falling into the adultery trap.

Instructions:

- Parts of the video tape can be shown during the lesson to show them the other side of the story of teenagers like them talking about broken hearts, aids.....etc.

Bible Verse:

"Do you not know that you are the temple of God, and that the spirit of God dwells in you? "

[1 Cor. 3:16-17]

Lesson:

LOVE, SEX & LIES

Introduction:

The subject of adultery mentioned in the ten commandments *Thou shall not commit adultery.* [Ex. 20:14], is one of the major problems that face teenagers these days. As we have mentioned when we started to talk about the ten commandments that God gave us these commandments so as to put rules for the relation between the human being and God and between the humans themselves. If we ask ourselves why didn't God let the human being have sexual freedom to do whatever he wants? St. Paul answers this question when he said **Flee sexual immorality. Every sin that a man does is outside the body; but he that commits sexual immorality sins against his own body.** [1 Cor. 6:18]. Know ye not that ye are the temple of God, and that the Spirit of God dwelleth in you? [2 Cor. 3:16-17]

1. Emotions and its rule: Hormones in our bodies play its rule, the kind of attraction usually

felt to the opposite sex, during the teenagers period, is due to the huge amount of hormones activated in the body at that age. Media, books and magazines also play a part in increasing the pressure on this subject.

The first step into falling into the sex trap is emotions and feelings. Usually at that age there is a mixing between the physical attraction due to the increased amount of hormones in the body, and with feelings. Feelings at teenagers age can be very misleading and usually they are immature. It is too early to judge feelings and consider them true. When we were children we used to favour a certain toy or a certain cartoon but now as we grow up we have other things that we favour. What seems to be the most important and true things to us now, as years go by, you will discover that it was so strange that you were possessed by those feelings or thoughts.

Story: There was a girl that liked a young man of her age and he was not really a suitable person for her, she was always an A student and he dropped out of school and worked a manual work that doesn't promise an outstanding career. They wanted to get married while still young, her parents were very patient with her and told her the feelings you experience now for this young man can be false, so please we ask you just to wait for 5 years until you finish your studying. She obeyed and after high school she joined the university and became a very famous journalist. She discovered that he was not the suitable husband for her, they talk different language, have different views in life, he is satisfied with his simple job and she is ambitious, successful and have a lot of promising career opportunities. Then she thanked God that he made her parents enlightened enough to guide her out of this teenager trap.

2.A series of sins: As Pope Shenouda has said that virtues result in more virtues and also sins reproduce more sins. King David the prophet that God said about him that he was a man after His own heart, when he looked at another woman **A**he saw a woman washing herself; and the woman was very beautiful to look upon. @ 2 Sam 11:2, not only did David commit adultery but this adultery led to other crimes. **A**And he wrote in the letter saying, Set ye Uriah in the forefront of the hottest battle, and retire ye from him, that he may be smitten, and die. @2 Sam 11:15. He killed her husband to get her as a wife, David the man who had the courage to fight Goliath stole another man=s wife and killed him. God sent Nathan the prophet ***Wherefore hast thou despised the commandment of the LORD, to do evil in his sight? thou hast killed Uriah the Hittite with the sword, and hast taken his wife to be thy wife, and hast slain him with the sword of the children of Ammon. Now therefore the sword shall never depart from thine house; because thou hast despised me, and hast taken the wife of Uriah the Hittite to be thy wife.*** (2 Sam 12:9-10)

David repented **A**And David said unto Nathan, I have sinned against the LORD. And Nathan said unto David, The LORD also hath put away thy sin; thou shalt not die. @ (2 Sam 12:13) but still there consequence for his sin and God prevented David from building God=s temple because his hands were full of blood. Chapter 13 in 2 Samuel tells us about Ammon David=s son who loved his sister Tamar and he committed adultery with her and the bible says that **A**Then Amnon hated her exceedingly; so that the hatred wherewith he hated her was greater than the love wherewith he had loved her. @ (2 Sam 13:15) All the love he had for her turned into hatred.

3. Temptations faced:

- \$ **Media:** we are all surrounded specially in North America with media means that encourage adultery with all its forms. We have adultery with all its shapes and it can be named different names e.g. girl friend, boy friend, extra marital relationships, homosexuality. All of these forms are the major subject for the media. As we can't stop the media from spreading adultery propaganda we can prevent our selves from receiving such messages. The internet, books magazines, TV, movies.....etc. We should be very strict with what we see and what we hear as we can be affected either directly or indirectly with what media offers of adultery and step by step our lives can be ruined because of that And remember that adultery can be by thoughts too as our Lord Jesus has said
AWhoever looks at a woman to lust for her, has already committed adultery with her in his heart.@ [Matt. 5:28]
- \$ **Peer pressure:** at school there is a lot of talking about sex and a lot of students boost of having these relations. However as there are other sides of the story, as we have seen that HIV is not an easy thing to have. All of those who talked about HIV said that single minutes of pleasure is not worth the risk of having a sexually transmitted disease like AIDS. In addition there are a lot of stories about ending up a relation with a broken heart, abortion or with a child while still a teenager. All of these consequence are the result of trying to achieve a fantasy that last for a few minutes leaving the bitter truth for you to suffer for the rest of their lives.
- \$ **Lack of the fear of God:** We live in a community that puts God=s commandments as the last thing. But, you as a son or daughter of God knows what is right and what is wrong should not try to do as others do Aimitation@. Remember what happened to Samson because of Adultery and how he lost his power when he disobeyed God=s commandment. God burnt Sodom and Gomorrah because of adultery and homosexuality. We always say to those who defend the sexual freedom and homosexuality what St. Paul said **ADo not be deceived. Neither fornicators, nor idolaters, nor adulterers, nor homosexuals, nor sodomites, nor thieves, nor covetous, nor drunkards, nor revilers, nor extortioners, will inherit the kingdom of God.@ [1 Cor. 6:9-10].**

Conclusion:

Some useful points in trying to avoid adultery:

1. Keep your mind and thoughts clean and don't try to KNOW as knowing evil results in doing evil. Adam and Eve were kicked out of paradise when they disobeyed God and ate from the tree of the knowledge of good and evil. Because God knew that human nature tends to do evil when it becomes familiar with it. Keep this kind of evil knowledge away from your head especially when it comes from sources like internet, magazines, movies.....etc.
2. Tell your self that my eyes that see Jesus on the altar should not see these things and my ears that hear divine matters in the liturgy should not be put down to hear these things.
3. Be strong in character and don't fear what your classmates or friends will say. Be strong and

people respect those stick to their principles.

4. Remember that sin has its punishment and virtue has its reward. When God Sees how much you are sticking to his commandments surely He will reward you generously.

5. Feeling in your age are immature and you can tell yourself, not now when I have more experience in life I will be in a better position to judge.

6. Always pray that God would give you the strength to say no as He has given Joseph the righteous to power to say no to sin.

7. Confession and communion

.

The Ninth & The Tenth Commandment

References:

1. H.H. Pope Shenouda III: Contemplations on the Ten Commandments, Vol 4

Notes For Servants:

- 1.
- 2.

Objectives:

General: Understand the full scope of these two commandments.

Specific:

1. The importance of these commandments.
2. Usually unnoticed ways of disobeying these commandments.
3. False witness and Coveting are very serious offences.

Instructions:

1. Church occasion
2. .
3. .

Bible Verse:

Alf ye love me, keep my commandments.@

(John 14:15)

Lesson:

The Ninth Commandment

AThou shall not bear false witness against thy neighbour.@

[Ex. 20:16]

What is a false witness?

A false witness is a lie.

Types of lies...

1. **Circulating false rumours:** Some simple-minded people believe everything they hear and circulate it as a fact without examining and ascertaining it. Jesus said, **ATherefore be wise as serpents and harmless as doves.@ [Matt. 10:16]**
2. **Listening to lies:** He who listens to lies encourages the liar to continue lying and the insincere evil-doers to surround him. For this reason the Bible says, **Alf a ruler pays**

attention to lies, all his servants become wicked.@ [Pro. 29:12]

3. **Flattery and Favouritism:** Excessive and false commendation is outright lying that often hurts and deceives a person. What makes this sin more abominable is the hypocrisy of one who commends a person while facing him and criticizing him in his absence.

4. **Half-Truths:** In this case, the speaker conceals the other side of the truth that may reverse the situation. An example of this is the disclosure of a person=s weak points and the concealment of their good ones thus presenting a distorted image that is completely opposite of the actual fact.

5. **Excessive Exaggeration:** Embellishing the truth to emphasize a point or to make a story more interesting is a very easy way to lie.

6. **Concealment of certain facts is not a form of lying.** Man has secrets that he is entitled to conceal and he is entrusted with some other people=s secrets that it is his duty to keep in tact.

Reasons for lying...

Hide another sin: Lying is a double sin that most often hides behind it another sin. It is a cover-up for a previous sin. Thus the liar goes from one lie to another in an endless circle.

Embarrassment and fear: Silence is better than lying. Therefore, in this situation, change the conversation, or apologize for not answering. Tell the truth as far as you can or speak up frankly and bravely defend your position.

Arrogance: Arrogance may be a cause to conceal one=s ignorance. However, there is no harm in someone saying at times, **AI don=t know.@**

How do people feel about liars?

1. Lying indicates fear and a personality weakness. A truthful person, on the other hand, is courageous and shoulders the responsibility of his actions.

2. Nobody trusts the words of a liar. Even when he tells the truth, people doubt his honesty. He may resort to swearing to prove the truth but people even doubt his oath and his words have no authenticity.

The devil is the first liar. He lied to our first fore-parents when he told them through the serpent: **AYou will not surely die.@ [Gen. 3:4]** Jesus said about the devil: **AHe is a liar, and the father of it.@ [John 8:44]**

Conclusion:

Have I told lies, or added to or subtracted from the truth?

Have I made careless statements or spoken evil of anyone?

Have I told any secrets entrusted to me, or betrayed anyone?

Have I gossiped about anyone or harmed their reputation?

Have I concealed the truth, assisted in carrying out a lie, or pretended to commit a sin of which I was not guilty?

Have I tried to see the good in others rather than their short comings?

The Tenth Commandment

**You shall not covet your neighbour=s wife;
and you shall not desire your neighbour=s house, his field,
his male servant, his female servant, his ox, his donkey,
or anything that is you neighbour=s.@**

[Ex. 20:17]

The seriousness of lust...

- + Lust is the root for many sins: Adultery begins with the bodily lust, stealing with the lust to possess or the lust for money, lying with the lust for justification or plotting for something, and murder with the lust for revenge. If you conquer it, you will conquer all sins.
- + You gradually move on from thinking about it, to getting attached to it, to being led by it, to fulfilling it, to repeating it, to getting crazy about it, and to being enslaved by it.
- + Man may resort to wrongful ways to fulfill his lusts: to lying, deceit, trickery, and more!

Disadvantages of satisfying lust...

1. Lust is never satisfied. Jesus said, **AWhoever drinks of this water will thirst again.@** [John 4:13] Whenever man pursues lust he finds pleasure, and pleasure invites him to another pursuit, and the story never ends.
2. Satisfying lust does not save man from it but increases it. Adam had all the trees in Paradise except one. He was not satisfied but longed for that one in particular. David had seven women, and yet he was not satisfied but lusted for another. Ahab who woned a lot was not satisfied with all his possessions and craved for the field of Naboth the Jezreelite.

Types of lust...

"For all that is in the world - the lust of the flesh, the lust of the eyes, and the pride of life." [Gal. 5:24]

Lust of the flesh: adultery, food, or enjoyment of sight, hearing or smelling.

Lust for money, possessions, and property.

Lust for being honoured or becoming famous.

Lust for positions, titles, and greatness.

How to avoid lust...

Since lust does not give up until it is fulfilled, escaping from it is the better way...**"Flee also youthful lusts."** [2 Tim. 2:22]

"The flesh lusts against the spirit." [Gal. 5:17] "And those who are Christ's have crucified the flesh with its passions and desires." [Gal. 5:24]

Continually think about the other life, love of others, the spirit of giving and thankfulness.

Renounce the world...**"The world is passing away, and the lust of it." [1 John 2:17]**

Conclusions:

Have I envied anything good that has come to others?
Have I been jealous of another=s good fortune?
Have I wished for anything that was another=s?
Have I wished for things God has not given me, or been discontented with my lot?
Have I been stingy?
Have I held back anything due another?
Have I hoped for the downfall of anyone so that I might gain by it?
Have I failed to be gracious and generous to anyone? Have I expected God to give me that which I would refuse one of my fellow men?

Jesus And The Ten Commandments

The Ten Commandments Said...	Jesus Said...
AHave no other gods before me@ [Ex. 20:3]	AThou shalt worship the Lord thy God; and him only shalt thou serve@ [Mt. 4:10]
AThou shalt not make unto thee any graven image@ [Ex. 20:4]	ANo servant can serve two masters@ [Lk. 16:13]
AThou shalt not take the name of the Lord thy God in vain@ [Ex. 20:7]	ASwear not at all; neither by heaven for it is God=s throne, nor by earth, for it is God=s footstool.@ [Mt. 5:34]
ARemember the Sabbath day, to keep it holy@ [Ex. 20:8]	AThe Sabbath was made for man, and not man for the Sabbath: Therefore, the Son of man is Lord also of the Sabbath.@ [Mt. 2:27-28]
AHonour thy father and thy mother@ [Ex. 20:12]	AHe that loveth father or mother more than me is not worthy of me@ [Mt. 10:37]
AThou shalt not kill@ [Ex. 20:13]	AWhosoever is angry with his brother without a cause shall be in danger of the judgment.@ [Mt. 5:22]
AThou shalt not commit adultery.@ [Ex. 20:14]	AWhosoever looketh on a woman to lust after her hath committed adultery with her already in his heart.@ [Mt. 5:28]
AThou shalt not steal.@ [Ex. 20:15]	AIf any man take away thy coat, let him have thy cloak also.@ [Mt. 5:40]
AThou shalt not bear false witness.@ [Ex. 20:16]	AEvery idle word that men shall speak, they shall give account thereof in the day of judgment.@ [Mt. 12:36]
AThou shalt not covet.@ [Ex. 20:17]	ATake heed, and beware of covetousness.@ [Lk. 12:15]

Do Not Love The World

References:

- 1.

Notes For Servants:

- 1.
- 2.

Objectives:

General:

Specific:

- 1.
- 2.
- 3.

Instructions:

1. Church occasion
2. .
3. .

Bible Verse:

ALove not the world, neither the things that are in the world. If any man love the world, the love of the Father is not in him. For all that is in the world, the lust of the flesh, and the lust of the eyes, and the pride of life, is not of the Father, but is of the world. And the world passeth away, and the lust thereof: but he that doth the will of God abideth for ever.@ (I Jn 2:15-17)

Introduction:

Who are God=s enemies? God has 3 enemies: - the devil

- the world (its lusts and evils)

- our own ego and pride that challenges God=s

Will

Lesson:

During the liturgy there is a certain verse that at the end of the readings of the Pauline, the deacon says **ADo not love the world or the things that are in the world@**. The church reminds us in every liturgy that love of the world is an enmity to God. It is a biblical commandment, that we should not love the world or the things that are in the world.

What is the world? Is it human beings around us? No, God asked us to love our neighbour as ourselves. So what kind of a world the bible was referring to? John in his epistle defines the world for us: the lust of the flesh, and the lust of the eyes, and the pride of life, is not of the

Father, but is of the world.

Lust and desire have humiliated kings and powerful men because they are controlled by the lusts and earthly desires. Look at the British Royal Family, they have all the things anybody could imagine, fame money, respect, but are they happy? May be a simple poor person who is living in God=s commandments and satisfied with his life is much happier. Fame and money and having all what the eyes desire of earthly things have led a lot of people=s life into hell.

Look at all the famous rich movies stars, or sports famous players most of their lives are destroyed, drugs, homosexuality, having a the worst use of their bodies in various unlawfully relations. Look at all these famous rich good looking people who ended their own lives and compare them to someone like St. Paul (Abba Pavli) who spent 70 years without seeing the face of a human being, ate half loaf of bread each day and had one cloth of leaves to cover him winter and summer, and yet he was the happiest man because God=s grace made him full of satisfaction and peace in his life.

The love of the world can blind our eyes and make us slaves to money, lusts,...etc. Our Lord Jesus Christ said ***A No man can serve two masters: for either he will hate the one, and love the other; or else he will hold to the one, and despise the other. Ye cannot serve God and mammon.***@ (Matt 6:24)

Definition: St. John defines for us the love of the world: ***A For all that is in the world, the lust of the flesh, and the lust of the eyes, and the pride of life, is not of the Father, but is of the world.***@ (I Jn 2:16-17). The strong attachment to the world and its lusts, the pride of life ...etc. All of these things make us forget that our lives on earth has a certain message ***A For ye are bought with a price: therefore glorify God in your body, and in your spirit, which are God's***@. (1 Cor 6:20).

The Bible tells us about examples of the love of the world and how it destroyed a lot of people:

1. **Mixing up with people of the world:** God flooded the earth with water because God=s sons started to get mixed up with the rest of the people of the world ***A And it came to pass, when men began to multiply on the face of the earth, and daughters were born unto them, That the sons of God saw the daughters of men that they were fair; and they took them wives of all which they chose.***@ (Gen 6:1-2). God likes His sons to be unique to him, in their lives in their behaviour, in everything so that everyone can distinguish between those who live for the world and those who live for the glory of God.

2. **Taking the best share:** Lot when Abraham asked him to choose a land to live in, he chose Sodom and Gomorrah as they were prosperous land and looked full of the pleasure of life. ***A And Lot lifted up his eyes, and beheld all the plain of Jordan, that it was well watered every where, before the LORD destroyed Sodom and Gomorrah, even as the garden of the LORD, like the land of Egypt, as thou comest unto Zoar.***@ Gen 13:10. Lot chose a famous city for its pleasures and riches. We all know what happened to Sodom and Gomorrah and how Lot had to leave it with his family running for his life. Whereas Abraham who left God to choose for him and didn=t wish the fruitful land for himself preferring that Lot would choose was blessed by

God.

3. Lust of the eyes and the pride of life: King Solomon says *And whatsoever mine eyes desired I kept not from them, I withheld not my heart from any joy; for my heart rejoiced in all my labour: and this was my portion of all my labour. Then I looked on all the works that my hands had wrought, and on the labour that I had laboured to do: and, behold, all was vanity and vexation of spirit, and there was no profit under the sun.*@ (Eccl 2:10-11) Solomon says that he had all the pleasures his eyes can behold and he discovered that there is no profit under the sun. And as a result of the kind of enjoying everything in life is that his heart was not pure before God *For it came to pass, when Solomon was old, that his wives turned away his heart after other gods: and his heart was not perfect with the LORD his God, as was the heart of David his father.*@ (1King 11:4). Pleasures of the world can make a blessed man of God fall into sin, as God has said to Solomon: *Wherefore the LORD said unto Solomon, Forasmuch as this is done of thee, and thou hast not kept my covenant and my statutes, which I have commanded thee, I will surely rend the kingdom from thee, and will give it to thy servant.*@ (1King 11:11)

Compare Solomon enjoyment of earthly pleasures and Joseph who as a slave refused any earthly pleasures even if it meant that he would be thrown into prison. Compare the result of both attitudes and see the blessings of keeping God's commandments. *Pure religion and undefiled before God and the Father is this, To visit the fatherless and widows in their affliction, and to keep himself unspotted from the world.*@ (James 1:27)

4. Love of money: Judas Iscariot loved money that he sold his own master for 30 pieces of silver *Judas Iscariot, went unto the chief priests, And said unto them, What will ye give me, and I will deliver him unto you? And they covenanted with him for thirty pieces of silver*@ (.Matt 26:14-15) Being a disciple for Jesus and witnessing all of the miracles he did and yet, he didn't understand. Money made him conduct the worst kind of betrayal in history.

Examples from life:

1. A young girl who used to love jewels, expensive clothes, ...etc very much and she became possessed by it. The kind of husband she liked to marry should be able to satisfy this love for expensive things in life, regardless of any other considerations. She was granted her wish and married a very rich man who was willing to get her what she wants. That man was an evil, and cruel man, who didn't even fear God. Her family warned her that this man is bad. Love of the world blinded her and she insisted upon marrying him And as a consequence she had to endure a life with a man who used to treat her as a slave, physical abuse (beating), insulting her in front of all people...etc.. As time went by she no longer even care to wear her jewels, or to buy the things she loved, instead she said after years of that horrible marriage, that she would give away all of fancy things she has for a single day that would be happy and peaceful.

2. Another example is a couple a father and a mother who thought that money is the only fact in life and was their main interest and basic endeavour. Each parent was busy all day working not paying any attention to their kids and to their spiritual life. They had a lot of money but they were never satisfied. They has a very large income, and they used to give their children a lot of money not asking what they do with it. Everything thing they liked they bought it, they travelled

everywhere, had large bank accounts fancy houses and summer resortsetc. They didn't pay attention that there was something wrong with their children : the girl dropped out of school and the boy became a drug addict. And by the time they started to pay attention to the kids problems they were irreversible.

Conclusion:

1. As Christians we have a certain way of living set by our Lord Jesus Christ. As there is no heavenly devil then there is no earthly Christian. Either to follow God or join others in enjoying every pleasure in life.
2. As teenagers Christians we should not imitate others in the way they are dressed (if improper) or the way they talk or behave.
3. God asks us to set a good example to the world, and not to be a millstone to anyone **And** whosoever shall offend one of these little ones that believe in me, it is better for him that a millstone were hanged about his neck, and he were cast into the sea. @ (Mark 9:42-43)
4. We have to learn that happiness is not in getting whatever we want or doing whatever we do. Fancy brand name clothes is not the indicator that you are a (cool) person, taking in a certain way (which is not accepted by the church or by your family) is a very wrong method of trying to win the love of your colleagues at school. People respect those who stick to their principles and don't change it.
5. Don't get attached to **things** too much (e.g. certain brand of clothes, certain kind of fancy food....etc.) Remember that God said ***And if thy hand offend thee, cut it off: it is better for thee to enter into life maimed, than having two hands to go into hell, into the fire that never shall be quenched:*** @ (Mark 9:43- 44) Keep your eyes and heart and mind away from things that would control you in the future.
6. Pray so that God would help you to be a true christian a light to the world. And to ask for his help to be able to ***And to keep himself unspotted from the world.*** @ (James 1:27)

Lesson No. 4

Christian Behaviour

References:

Notes For Servants:

- 1.
- 2.

Objectives:

General:

Specific:

- 1.
- 2.
- 3.

Instructions:

- 1.
- 2.
- 3.
- 4.
- 5.

Bible Verse:

ABlessed is the man that walketh not in the counsel of the ungodly, nor standeth in the way of sinners, nor sitteth in the seat of the scornful.@

(Ps 1:1)

Lesson:

Christian Behaviour

Everything in life goes according to a fixed, regulated system; nature is controlled by very strict laws and does not deviate from them at all. All living creatures on earth are governed and conducted by some fixed laws; even plants are controlled by some laws. Man as the master and the crown of all creation, is governed by laws established by God Himself. The purpose of these laws is not to let man live in captivity but to regulate and guide his life and his behaviour, so as to realize God's purpose in his life, which is to show the image and likeness of God in him as the Bible says, A... that they may see your good works and give glory to your Father Who is in

heaven." (MATTHEW 5:16) This means that by living as Christians, we reflect through our conduct and our works, the image of the Heavenly Father Who created us, and thus glorify Him. The divine commandments have been given to us so that we may have life and have it abundantly. The divine commandments regulate and direct our lives. The divine commandments enlighten our path in a world of darkness, as David says in his psalm, "Thy Word is a lamp to my feet and a light to my path." (PSALMS 119:105) King Solomon said, "The commandment is a lamp and the teaching a light and the reproofs of discipline are the way of life. " (PROVERBS 6:25) King David said in Psalm 119, which talks mainly about the importance of keeping the commandments, "How can a young man keep his way pure?" He answers, "By guarding it according to Thy Word." (PSALMS 119-9) Also in the same psalm, "Let me not wander from Thy commandments. I have laid up Thy Word in my heart, that I might not sin against Thee. Blessed be Thou, O Lord; teach me Thy statutes... I will meditate on Thy precepts and fix my eyes on Thy ways." (PSALMS 119:9-15) Psalm 119 also says, "I am a stranger on earth, hide not Thy commandments from me. Teach me, O Lord, the way of Thy statutes; and I will keep it to the end. Give me understanding that I may keep

Thy law and observe it with my whole heart. Lead me in the path of Thy commandments for I delight in it." (PSALMS 119:3335) "I am a companion of all who fear Thee, of those who keep Thy precepts. " (PSALMS 63) "The law of Thy mouth is better to me than thousands of silver pieces. I will never forget Thy precepts; for by them Thou hast given me life." (PSALMS 93) "Thy commandments make me wiser than my enemies, for it is ever with me." (PSALMS 98)

The Psalmist David kept the commandments even in time of affliction. He said, "Many are my persecutors and my adversaries, but I do not swerve from Thy testimonies." (PSALMS 119:157) "I have gone astray like a lost sheep, seek Thy servant, for I do not forget Thy commandments." "Though the cords of the wicked ensnare me, I do not forget Thy law. " "If Thy law had not been my delight, I should have perished in my affliction. " (PSALMS 92) Speaking about those who neglect the Lord's commandments, David also said, "My eyes shed streams of tears, because men do not keep Thy law." (PSALMS 119; 136) Thus, we can see the importance of God's commandments regarding human life: they regulate man's life, guide his steps, enlighten his path, lead him to a steady, calm life till they bring him to the harbor safe and sound.

Behaving According To God's Commandments Assures Comfort:

Each one of us has to respect legislation and worldly laws; we have to accept them as they are, with no other choice. The person who deviates from the law, will receive punishment. A simple example is a traffic law; you cannot drive through a red light. You cannot go to work when you feel you'd like to go and not go when you don't feel like it. You cannot say I am free to do whatever I want to do. You cannot infringe on the freedom of others. You cannot take away their possessions, and if you do, you will find that the law harshly punishes you.

Isn't it strange that we respect all these laws that govern our life, our behaviour, and our dealings with other people, even though these laws are made by people, but we do not obey and follow God's commandments that He gave us for our benefit and that lead us to a better and more peaceful life? In this regard, King David says, "Blessed are those whose way is blameless. Blessed are those who keep His testimonies. O that my ways may be steadfast in keeping Thy

statutes, then I shall not be put to shame, having my eyes fixed on all Thy commandments." (PSALMS 119:1-2, 5-6) David also said, "Thy testimonies are wonderful; therefore my soul keeps them." (PSALMS 119:129-130)

Declaring his joy when fulfilling God's commandments in his life, he says, "My lips will pour forth praise that Thou dost teach me Thy statutes... My tongue will sing of Thy Word... Thy law is my delight." (PSALMS 119:171-172,174-175) Following God's commandments does not mean suppression of our freedom, but direction of our life in the right path to a good life. God put these commandments in order to direct our energies, abilities and instincts to the fulfilment of His holy purpose.

God wants us to follow His road to lead us to His goals so that we do not deviate from His holy purpose for us. Following God's commandments then leads us in the correct path that God intended for us and thus we are protected from the consequences of disobedience to them. These consequences include depression, fear, and inner conflicts caused by the feeling that one has sinned and broken God's law and is waiting to be punished. Disobedience deprives us of peace and inner comfort and causes many physical, psychological and spiritual problems ending in loss and destruction of one's personality.

Let us hold fast to the commandments of God and live by them for in them we find safety, security and comfort for our lives and for all those around us.

Conclusion:

- 1.
- 2.
- 3.

Lesson (26)

Pope Kyrillos VI

Story Time

Abba Kyrillos, was born on the 2nd day of August, 1902, in the city of Damanhour. His parents were pious and fear God. His father was a deacon. At age 25 he joined El-Baramus Monastery and ordained monk on February 25, 1928, and ordained priest on July 18, 1931. Later he left the monastery and lived a life of solitude in a cave in the desert. After some years, he moved and lived in an old mill in the mountains outside the Old Cairo. He was chosen abbot of St. Samuel Monastery.

In Old Cairo he built St. Mena Monastery and lived there until he was chosen Pope of the seat of St. Mark in April 1959. He lived a life of prayer, asceticism and humility. God bestowed upon him the powers of healing and exorcism of evil spirits. Thousands and thousands of people speak of his many miracles that touched the lives of all the people who sought him during his life or called on his name after his death. During his papacy, the Holy St. Mary appeared continuously for a whole year on the dome of the church of her name, El-Zaytoun, suburb of Cairo. Also the remnants of the body of St. Mark the Evangelist were brought from Venice, Italy in 1967, and the Cathedral built in Cairo.

He departed in 1971 and his body is now kept in St. Mena Monastery in the desert near Alexandria which he rebuilt on the remnants of the site where the monastery of the great Saint used to flourish in the 4th century.

May the blessings and prayer of Abba Kyrillos VI be with us all. Glory, majesty, dominion and authority are to the only God, our Saviour Jesus Christ, now and at all times and forever and ever. Amen.

The Coptic Church and Its World Position

After one year of the enthronement of Pope Kyrillos, church heads in Egypt and all over the world became fully aware of the important role of the Coptic Orthodox Church of Egypt as an authentic Apostolic Church. The Coptic Church resumed its world position among the majority of Christian denominations in various countries of the world.

His Grace Elias Zoghby of the Roman Catholic Church said about Pope Kyrillos VI, AThe most prominent characteristic of Pope Kyrillos is that he trusts in God and believes in the power of prayers and depends on God's grace, not on human means which many times fail.@

It happened for the first time in the history of the Diplomatic Corps that twenty-two foreign representatives gathered together to visit the Pope of Alexandria. They all came together seeking the blessings of Pope Kyrillos; they were headed by the U.S. representative and among them were the Ambassador to the Vatican and the Russian

Consul general.

Pope Kyrillos headed the historic conference for the leaders of Orthodox churches in 1965. The meeting brought these sister churches closer together through the discussion of important matters pertaining to their church services.

During his reign as Pope, Pope Kyrillos received a large number of heads of Orthodox, Catholic and Protestant churches who were very pleased to meet with him.

The Coptic church took a leading position in the World Council of Churches. Likewise the Coptic church took an active role in the Christian Council for Peace, International Union for the Holy Bible Societies, International Union for Christian Students, International Organization for Christian Broadcasting, International Council for Christian Education, African Church Council, Middle East Theological Seminaries Association and many others. Delegates from the Coptic church attended international church conferences and the Coptic church was well-represented at all levels.

The church paid special attention to the Copts abroad. Pope Kyrillos sent priests to a number of countries in Europe to serve the Coptic families there. Pope Kyrillos helped the Copts in Kuwait, Canada, Australia and the United States build their own churches. He sent priests to serve these communities.

Holy Chrism

During the Week of Passion (April) 1967, Pope Kyrillos held special prayers for the consecration of the Holy Chrism used in the Coptic church for the anointment of the believers after Baptism. This is referred to as the sacrament of chrismation.

The consecration of the Holy Chrism is a rare ceremony. Church history records only twenty-five such consecrations before the time of Pope Kyrillos.

The Construction on the New Cathedral

The church officially celebrated the laying of the cornerstone of the largest cathedral in the Middle East carrying the name of St. Mark the Apostle. On the eve of May 8, 1967 (the Feast of Martyrdom of St. Mark), Pope Kyrillos held prayers for the blessing of the site of the New Cathedral.

On June 25, 1968, Pope Kyrillos headed the official opening ceremony of the New Cathedral which was attended by heads of States and representatives of the various churches from all over the world reaching 172 guests in number. The following day mass was celebrated on the golden altar that was presented by the Russian church. Bishops from the Eastern Orthodox church also participated in the celebration of the mass and it was attended by delegates from all over the world and several thousand worshippers from the Coptic church. At the end of the mass people moved solemnly towards the body of St. Mark (returned to Egypt from Rome on June 24, 1968) to seek the blessings of this great saint.

The Apparition of St. Mary

It happened that on Tuesday April 2, 1968 at 8:30pm, Mr. Abdel-Aziz Aly, a guard for the General Transportation Organization across the street from the church saw a young girl clothed in white walking over the dome and bowing down in worship in front

of the cross. He contacted the police thinking that she wanted to commit suicide. The passers-by gathered around the church and saw the young girl clearly on top of the dome, her body well-lit; she was holding the branch of an olive tree and was surrounded by a flock of white doves. A halo of light encircled her. The priest of the church, Father Qustantin Musa, came immediately to the place and told the people that this was St. Mary, the mother of God. The news was rushed to Pope Kyrillos; and the transfiguration was repeated night after night. It was seen by thousands of Christians and non-Christians alike.

The transfiguration was accompanied by miracles of healing of incurable diseases that are recorded in writing by the medical doctors who were treating the patients before the miraculous healing. The miracles are also recorded by the people themselves in all honesty and in recognition of the grace and kindness of the Virgin Mary to them.

Pope Kyrillos issued a Papal declaration about this apparition on May 4, 1964 in a press conference held at the Pope's residence which was well-attended by representatives of local and international media. This transfiguration was very important to the church. It brought about a revival of the faith in God and His saints and it made people look at St. Mary as their intercessor. It brought many people back to their church and led to the conversion of many others.

The Return of the Body of St. Mark the Apostle

The Lord crowned the days of Pope Kyrillos with a crown of blessing and joy by the return of the holy body of St. Mark the Apostle who first preached the Word of God among the Egyptians around the year 43 A.D.

It happened during a meeting between Pope Kyrillos and the Roman Catholic Delegate that Pope Kyrillos said, Isn't it right time you return to us the body of St. Mark the Apostle?@ The Apostolic Delegate replied, AWe cannot refuse a request from Pope Kyrillos.@ Pope Kyrillos immediately sent a letter to Pope Paul in Rome asking for the return of the holy body of St. Mark. Pope Paul welcomed the request and sent a message to the Bishop of Venice where the holy body was kept. The Bishop of Venice at first refused.

St. Mark was martyred in Alexandria on May 8, 68 A.D. and the believers buried him in the Church of Baucalis in Alexandria. In 827 A.D. some merchants, because of their deep veneration for the Great Saint, took the holy body to their own church in Venice. Now in 1968, the Bishop of Venice agreed to return the body of St. Mark to the Coptic Church.

Pope Kyrillos sent a delegation of seventy-five persons: bishops, monks, priests, deacons and church members, as well as representatives of the Ethiopian church, to board a charter flight to Venice. The Coptic delegates received the body of St. Mark in an official celebration on the 22nd of June, 1968. The Coptic delegates returned to Cairo International Airport on the 24th of June, 1968, where over a hundred thousand church members had been waiting for hours. In the forefront were Pope Kyrillos, the foreign representatives and the religious delegates. When the plane landed at 11:30pm, a white dove appeared in the dark. The dove was seen clearly by all present who chanted glorifying the Lord of hosts.

Lesson No. (27)

THE HOLY LENT

References:

Matthew 6:16-18.

Notes for Servants:

Objectives:

General:

Specific:

Instructions:

Bible Verse:

"When thou fastest, anoint thine head, and wash thy face; that thou appear not unto men to fast, but unto thy Father which is in secret: and thy Father, which seeth in secret, shall, reward thee openly."

[Mat 6:16-18]

Lesson:

THE HOLY LENT

Introduction:

When did the lent start? Since the creation of man. The first commandment was: "Of every tree of the garden thou mayest freely eat, but of the tree of the knowledge of good and evil, thou shalt not eat of it, for in the day that thou eatest thereof thou shalt surely die." [Gen 2:16,17] The average of man's life before the flood was 500 years! Whereas after the flood, it shrank to 120 years. Why, because human beings were no longer vegetarian.

The meaning of a lent period is the time to get away from the world's excitements, one of them is food.

The importance of the Holy Lent:

Our Lord Jesus Christ fasted for us forty days. The Holy Lent reminds us of that and helps us to follow His foot-steps. Remember, Jesus did not have to fast but he did for our sake, how much more should we?

The holy lent is the oldest and most holy lent in the Church.

In general, fasting is a strong spiritual weapon. [Mat 4:2-4]

Examples from the Bible:

Adam: [Gen 2:15-17]

Moses: Moses fasted forty days to see God and talk to Him. [Exd. 19:9-18]

Elijah: After he fasted he raised up a dead person. [1Kin 17]

He also opened the door of heaven and prayed so that it rains. [1Kin 18:41-46]

At the end, after Elijah had fasted, he went up to heaven. [2Kin 2:11,12]

Daniel: Daniel fasted until Gabriel the angel appeared to him and revealed to him God's secrets. [Dan 1:8-20, 2]

Ninevah: the whole city fasted and God forgave them. [Jon]

The True Meaning of Fasting:

It is not that you deprive your body from food for a certain period of time then you "gorge" your stomach with food. The lent has a spiritual meaning, it is meant to strengthen the spirit. It is a proof of our freedom in Christ: "I know both how to be abased, and I know how to abound: every where and in all things I am instructed both to be full and to be hungry, both to abound and suffer need. I can do all things through Christ which strengtheneth me." [Phi 4:12,13]

The purpose of Fasting is to be away from the tempting and exciting things in the world. As Saint Paul says: "All things are lawful unto me, but all things are not expedient: all things are lawful for me, but I will not be brought under the power of any." [1Cor 6:12]

Fasting is not just eating vegetables and not eating animal products, but also it must have a period of abstinence in order to be considered a truthful fasting. This period of abstinence is determined by the father of confession according to what he judges his son/daughter is capable of.

There must be a period of abstinence because this is what initially disciplines the body. It is not just a matter of changing the type of food, but it is a true sacrifice that we offer to God. The fathers say: "the devils attack you when your stomach is full!".

Along with Fasting, there must be also Prayer and Giving alms. Fasting without Prayer is no use. This is because the main reason of why we fast is that we need to get detached from worldly desires, occupation,... to give more time to God, to talk to Him, to listen to Him, to grow in Him. With fasting also comes giving to the poor. In that time, more than ever, we don't just concentrate on our needs, even our spiritual needs, but we consider the needy as well.

Fasting and Vegetable Foods:

1. Adam was a vegetarian. The proof is that the Lord told him: "Of every tree of the garden you may freely eat", even though the animals and birds were with him in Paradise. [Gen 2:16-19]
2. Daniel and the three friends. [Dan 1:]
3. The average life-time of man before the flood was 500 years, while after the flood, i.e. when human started to eat meat and were no longer vegetarian, man's average age dropped to 120 years!

Fasting and Spiritual Life:

In order for the fasting to be effective, one should:

1. study in the Bible and meditate on the word of God.

2. overcome specific sin,
3. memorizing some alms,
4. reading spiritual books,
5. training oneself to be meek and kind,
6. having an exercise like humility,
7. learning hymns.

Fasting and being Moderate:

When we fast, we should not compete with others or with ourselves to beat a record in abstinence period or so, but as was stated earlier, this is something that everyone sorts it out with his/her father of confession. The spirit of fasting is far more important than external rites.

Merits of Fasting:

1. Self-control
2. Accompanied by Repentance [Jon 3:5-10]
3. Followed by humiliation and modesty before God, ex: the Ninevah people, from their king to the lowest, were in sack clothes.
4. Fasting is not just abstaining from eating certain foods for a certain period of time, but it is time for us to be filled with the Holy Spirit.
5. It must be accompanied by prayers.

THE SERMON ON THE MOUNT

(Part I)

References :

Notes for Servants :

Objectives :

General:

Specific:

Instructions:

1. Review last week's lesson.
- 2.
- 3.

Bible Verse:

And seeing the multitudes, He went up into a mountain: and when He was set, His disciples came unto Him: and He opened His mouth and taught them saying@

[Mat 5:1,2]

Lesson :

THE SERMON ON THE MOUNT

(Part I)

Our Lord Jesus Christ is found of mountains:

Fourty days on the mountain praying and fasting to teach us, then tempted and defeating the devil.

From the mount of temptation to the mount of Olives where He used to pray to the Father.

The sermon, the New Testament=s constitution (or new commandments) given on a mountain, as the Ten Commandments were delivered to Moses on mount Sinai in the Old Testament.

Transfiguration happened on mount Tabour.

The mount of Golgotha where our Lord and Saviour redeemed mankind by the shedding of His pure blood on the Cross.

It is believed that the mount of Olives is the mountain from which the Lord ascended to Heaven after His resurrection.

On a mountain:

- + The world seems distant and small.
- + Away from daily business and routine.
- + Surrounded by the nature and the sky.
- + In essence, the senses are elevated and distraction is minimal. only the Lord is seen and heard.

Jesus Aopened His mouth@ because previously He used to speak in parables and examples (St John Chrysostom). He also used to speak through the prophets, but now: *AGod, Who at sundry times and in divers manners spake in time past unto the fathers by the prophets, hath in these last days spoken unto us by His Son.@* [Heb 1:1,2]

Beatitude = happy + blessed

Some translations omit half of the meaning.

ABlessed are the poor in spirit: for theirs is the kingdom of heaven.@

[Mat 5:3]

Poor in spirit:

Poor in spirit means humble and someone who does not think highly of himself but mindful of his weaknesses and therefore is humble:

- + Poor before God: in prayer we entreat God and humbly ask for His mercy. Some people adopt the attitude of Aclaiming@ their sonship rights as heirs with Christ!
- + Poor before oneself: it is manifested in the person=s awareness of his own weaknesses and when he asks for peoples prayers and blessing he means it; when he asks for forgiveness, he also means it and does not go through the motions and appearance of a humble person. He chooses to be last in rank and gives everybody precedence and honour before himself.
- + Poor before others: a person=s features show in his behaviour, in the way he speaks with the others, the way he talks, the way he sits, the way he listens, in all his behaviour you can tell if a person is haughty or humble.
- + Poor before the devil and the demons: the devils cannot stand humility. Their pride was the reason behind their fall, therefore humility burns them. Once the devil appeared to St. Maccarius the great and said to him: AWhat deed can you do and we cannot? You fast and we do not eat, you pass your night awake in vigil and we do not

sleep, you live in the desert and in the wilderness and we do the same thing. One thing with which you overcome us.@ When St Maccarius asked what was that thing, he answered: AYou overcome us with your humility@

One time, St Anthony the great saw the traps of the devils spread over the whole earth, and he cried to God saying: AO Lord! Who can escape from these traps?@ A voice came to him from Heaven saying: AThe humble can escape from them.@

For theirs is the Kingdom of Heaven:

The reward of carrying the cross of humility is eternal life! The dignity we dispose of on earth is kept for us in Heaven. Our Lord wanted the people who were listening to Him and still are to turn their thoughts and hearts to Heaven because on earth, we have no eternal dwelling, and later in the sermon He said: *ALay not up for yourselves treasures upon earth, where moth and rust doth corrupt, and where thieves break through and steal, but lay up for yourselves treasures in heaven, where neither moth nor rust doth corrupt, and where thieves do not break through nor steal. For where your treasure is, there will your heart be also.*@ [Mat 6:19,21]

Our Lord Jesus Christ gave many analogies to the Kingdom of Heaven so that we can focus on striving to enter it. In [Mat 13], the Kingdom of Heaven was likened to:

- + a treasure hidden in a field
- + a man who sowed good seed
- + a mustard seed
- + a great net thrown into the sea
- + a teacher of law who brings out of his store-room new as well as old treasures

Blessed are they that mourn: for they shall be comforted.

[Mat

5:4]

Does this mean that Christianity promotes sadness and lamentations? No, because in other verses we learn to be joyful:

AAnd ye now therefore have sorrow: but I will see you again, and your heart shall rejoice, and your joy no man taketh from you.@ [Joh 16:22]

AREjoice in the Lord alway: and again I say, Rejoice.@ [Phil 4:4]

Furthermore, one of the fruits of the Spirit is joy [Gal 5:22].

Christianity calls for both spiritual joy and spiritual sorrow:

+ Joy in the Lord. Joy for repentance and victory over sin. Joy for a repentant sinner, as the heavens rejoice for the repentance of one sinner.

+ Similarly sorrow and tears are useful in our struggle on earth against sin. Tears for repentance. Tears for the fall of a brother and not judgment; for he fell today and has a chance to repent but I may fall tomorrow and never get a chance to repent.

+ *AFor godly sorrow worketh repentance to salvation not to be repented of: but the sorrow of the world worketh death.*@ [2Cor 7:10]

Shedding tears is a main characteristic in the life of the saints and true sons of God for their own sins and the sins of others:

+ David the king and prophet: *AAll night I flodd my bed with weeping and drench*

my couch with tears.@ [Ps 6]. *AMy tears have been my food day and night*@ [PS 42:3]. *Al mingled my drink with tears.*@ [Ps 102:9].

+ Jeremiah [Lamentations], Ezra [Ez 10:1], Nehemiah [Neh 1].

+ Christ wept [Joh 11:35] at the tomb of Lazarus because of the status to which man, who was created on God=s image, was reduced to: he stinketh [Joh 11:39].

+ The desert fathers wept and tears were their companion all their life. St Arsanius, St Isiziros, St Pephnotius and many other saints were given the gift of tears during prayer for repentance or just for their extreme sensitivity towards the loving nature of our Father. *ATurn away thine eyes from me, for they have overcome me.*@ [Songs 6:5]

+ Among the things that prevent tears are cruelty, harshness and judging people. The life of pleasure and delight in sin also prevent tears and true repentance. Seeking tears for their own prevents them. Pride, haughtiness and love of dignity exterminate tears as well.

+ Temptations and tribulations bring tears. Also the remembrance of death and sins bring tears.

Blessed are the meek: for they shall inherit the earth. [Mat 5:5]

+ The meek is the person whose temper is calm (not cold). *ATake My yoke upon you, and learn of Me; for I am meek and lowly in heart: and ye shall find rest unto your souls.*@ [Mat 11:29]

+ *AHe shall not strive, nor cry; neither shall any man hear his voice in the streets.*@ [Mat 12:19]

+ The meek is a good hearted one. He likes to please all the people and be in a good relationship with all. His calmness is both internal and external.

+ The meek does not defend himself, but people defend him. He is not revengeful [Rom12:19]. He does not even ask God to take vengeance for him.

+ With the meek, mutual understanding is very easy. If you get into discussion or conversation with him, you will find him simple and plain. In meetings, he sometimes sits silent. No one feels his presence. He would not give his opinion unless he is asked to. His silence does not mean that he is self-absorbed. The self-absorbed person does not know how to deal with the members of the society. Thus he is self-centered and displeased with anyone or anything around him.

+ Virtues complete each other, a truly meek person is also a truly humble person who does everything out of love.

AInherit the earth@:

1. It is the land of the living [Ps 27:13]. It is the new land that Saint John described in Revelation.

2. The same earth on which we currently live. In addition to the heavenly inheritance, he is loved by all who live on this earth because of his meekness.

3. Both this earth and the new one: he will earn both the blessings of those who live on this earth and the companionship of those who departed this life to the land of the living.

Blessed are they which do hunger and thirst after righteousness: for they shall be filled. [Mat 5:6]

+AO God, thou art my God; early will I seek Thee: my soul thirsteth for Thee, my flesh longeth for Thee in a dry and thirsty land, where no water is@ [Ps 63:1]. Those who hunger and thirst after righteousness are those who long for God with all their hearts. The whole world seems for them as a dry desert where there is nothing that can sustain or please them.

+Examples: St Arsenius used to pray from sun-set to sun-rise and nothing would satisfy his hunger and longing for God and spending all his time with Him. David the king, who had all worldly affairs to take care of and access to all pleasures had one thing that he earnestly longed for: *AOne thing have I desired of the LORD, that will I seek after; that I may dwell in the house of the LORD all the days of my life, to behold the beauty of the LORD, and to inquire in his temple@* [Ps27:4].

+Eternity will not be enough for reaching perfection in the knowledge of the Lord. The righteous will always thirst and hunger for God, and the more God satisfies them the more they long for Him!

Conclusion

Lessons (29)

THE SERMON ON THE MOUNT

(Part II)

References :

Notes for Servants :

Objectives :

General:

Specific:

Instructions:

1. Review last week's lesson.
- 2.
- 3.

Bible Verse:

And seeing the multitudes, He went up into a mountain: and when He was set, His disciples came unto Him: and He opened His mouth and taught them saying@ [Mat 5:1,2]

Lesson :

Blessed are the merciful: for they shall obtain mercy. [Mat 5:7]

+ Mercy is one of God's attributes. It was greatly manifested on the Cross, where justice and mercy were fulfilled. *The LORD is Merciful and Gracious, slow to anger, and plenteous in mercy. He will not always chide: neither will He keep His anger for ever. He hath not dealt with us after our sins; nor rewarded us according to our iniquities. For as the heaven is high above the earth, so great is His mercy toward them that fear Him. As far as the east is from the west, so far hath He removed our transgressions from us. Like as a father pitieth his children, so the LORD pitieth them that fear Him. For He knoweth our frame; He remembereth that we are dust.@* [Ps 103:8-14]

+ In His mercy, the Lord received the repentants without rebuking them and had

compassion on the scattered people [Mat 9:36]. He is the help of those who have no helper [Joh 5:7].

+ For God, mercy is more important than adoration: *AFor I desired mercy, and not sacrifice; and the knowledge of God more than burnt offerings@* [Hos 6:6, Mat 9:13]. God deals with us according to His mercy and not according to our sins as we pray in the Liturgy. Therefore, it is better to: *ALet us fall now into the hand of the LORD; for His mercies are great: and let me not fall into the hand of man@* [2Sam 24:14].

+ Mercy is essential because according to what we do to others it will be done to us: *Awith what measure ye mete, it shall be measured to you again@* [Mat 7:2, Mar 4:24]. Also in [Mat 25:42-45], those who do not show mercy to others will receive their judgment. Moreover, *ASo likewise shall My Heavenly Father do also unto you, if ye from your hearts forgive not every one his brother their trespasses@* [Mat 18:35]. But *ABlessed is he that considereth the poor: the LORD will deliver him in time of trouble@* [Ps 41:1].

+ A merciful heart does not condemn other people but finds excuses for them (St Moses the Black). He also quick to forgive and does not hold bitterness against those who offended him (St Steven).

+ Cruelty. Cruelty can be against people: harsh treatment, no respect or regard to their feelings or situations, etc.. (opposite of all mentioned above). Cruelty can also be against God Himself: rejecting Him and refusing to respond to His voice within oneself: *ATo day if ye will hear His voice, harden not your hearts@* [Heb 3:7].

+ To whom will God show mercy? To:

1. Those who ask for His mercy with all their hearts.

2. Those who show mercy to others.

3. The oppressed even though they do not ask Him: *AFor the oppression of the poor, for the sighing of the needy, now will I arise, saith the LORD; I will set him in safety from him that puffeth at him@* [Ps 12:5] (Naboth the Jezreelite [1Kin: 21:19]).

4. The weak, the banished, the rejected, the crushed persons and those who have no one to deal with them compassionately. As with the man at the pool of Bethesda.

5. With us all, God deals with us mercifully and gradually. According to our capacity, He will not let us be tempted beyond what we can bear. Even if we are tempted, He will also provide a way out [1Cor 10:13].

Blessed are the pure in heart: for they shall see God. [Mat 5:8]

+ A great reward is associated with this beatitude: seeing God! Therefore its virtue must be a great one. Seeing God is not only confined to the senses, but mostly on earth it means spiritual enjoyment. Feeling the presence of God all the time: *AI have set the LORD always before me: because He is at my right hand, I shall not be moved@* [Ps 16:8].

+ Not everyone can see God. The simple and pure in heart only will be able to *Asee@* God (Ex: Samuel and Eli). Those who can see God have a mind that is simple that

does not subject everything to analysis but gives way to faith and trust in God.

- + During tribulation, usually the heart becomes more pure than ever and then one can see God and strongly feel His presence. Christ used to appear to the martyrs and confessors during their sufferings and heal them and comfort them. They bared and even some of them enjoyed their suffering due to the vision of God during them.
- + Everybody will see God in eternity and on judgment day, even the evil-doers. On the hope of seeing Him, Job said: *AFor I know that my Redeemer liveth, and that He shall stand at the latter day upon the earth: and though after my skin worms destroy this body, yet in my flesh shall I see God: Whom I shall see for myself, and mine eyes shall behold, and not another; though my reins be consumed within me@* [Job 19:25-27]. Also St. Paul says: *AFor now we see through a glass, darkly; but then face to face: now I know in part; but then shall I know even as also I am known@* [1Cor 13:12].
- + The pure heart is not only the one devoid of sin but also that which is filled with God's love. *AMy son, give Me thine heart, and let thine eyes observe My ways@* [Pro 23:26]. *AKeep thy heart with all diligence; for out of it are the issues of life@* [Prov 4:23]. *AA good man out of the good treasure of his heart bringeth forth that which is good; and an evil man out of the evil treasure of his heart bringeth forth that which is evil: for of the abundance of the heart his mouth speaketh@* [Luk 6:45].
- + The purity of heart begins with repentance: *ACreate in me a clean heart, O God; and renew a right spirit within me@* [Ps 51:10].
- + The pure heart does not see evil: *AUnto the pure all things are pure: but unto them that are defiled and unbelieving is nothing pure; but even their mind and conscience is defiled@* [Tit 1:15]. We shall obtain this purity of heart in eternity when we will be like the angels in heaven [Mat 22:30].
- + The pure heart does not the things that are in the world: *Alf any man love the world, the love of the Father is not in him@* [1Joh 2:15].
- + The pure heart is wide an can hold all. It cannot be annoyed by a word or a problem or by any one. Look at God Himself, how He causes His sun to rise on the evil and the good! [Mat 5:45]. Moses too, the Bible describes him as: *ANow the man Moses was very meek, above all the men which were upon the face of the earth@* [Num 12:3].

Blessed are the peacemakers: for they shall be called the children of God.

[Mat 5:9]

- + The peace-maker is one who makes peace between:
 1. God and man
 2. Among people
 3. Inside their own hearts with God and with others.
- + The first one to trouble the world's peace is Satan. By his beguiling, he deceived Adam and Eve and thus a barrier was erected between God and man because of sin. Christ is the One Who destroyed that barrier and Who reconciled the heavenly with the earthly: *ABut now in Christ Jesus ye who sometimes were far off are made*

nigh by the blood of Christ. For He is our peace, Who hath made both one, and hath broken down the middle wall of partition between us; having abolished in His flesh the enmity, even the law of commandments contained in ordinances; for to make in Himself of twain one new man, so making peace@ [Eph 2:13-15]. Therefore, the Lord Jesus Christ is the only One Who made peace between God and man by atonement and redemption.

- + As for a peace-maker, he is someone who makes people know God, love Him and adhere to Him: "He which converteth the sinner from the error of his way shall save a soul from death, and shall hide a multitude of sins" [Jam 5:20].
- + Peace among people was also established by Christ. He made peace between the Gentiles and the Jews, the Jews and the Samaritans in His body. Now, we are His children if we do the same: [Mat 5:38-44], *ARecompense to no man evil for evil. Provide things honest in the sight of all men. If it be possible, as much as lieth in you, live peaceably with all men@ [Rom 12:17,18].*
- + Christianity did its best to prevent wars and dissensions. St. Paul rebuked the Corinthians when he found discords and disputes among them [1Cor 1:10,11].
- + Avoiding gossip is one of the most important props of peace among people. A peace-maker does not talk about people behind their back and does not earn anybody's friendship by attacking his enemies. This ill-flattery leads to the loss of peace among people.
- + Of course the person who lives peacefully with both God and people enjoys internal peace. It is the peace of heart and mind. His conscience is always at ease. His life is full of faith and his heart is clam and secure. He is neither troubled nor afraid. He suffers no anxiety. He trusts in God's providence because the Lord promised: *ABe not afraid, but speak, and hold not thy peace for I am with thee, and no man shall set on thee to hurt thee@ [Act 18:9,10].*
- + Indeed, if a man's faith becomes weak, he will lose his peace and become troubled, unlike the three children in the fiery furnace.

Blessed are they which are persecuted for righteousness= sake: for theirs is the kingdom of heaven. Blessed are ye, when men shall revile you, and persecute you, and shall say all manner of evil against you falsely, for My sake. Rejoice, and be exceeding glad: for great is your reward in heaven: for so persecuted they the prophets which were before you. [Mat 5:10-12]

- + Christ suffered for our sake, and whoever wants to follow Him will suffer and be persecuted. A prerequisite to follow Christ is: *Alf any man will come after Me, let him deny himself, and take up his cross, and follow Me@ [Mat 16:24].* Also in Joshua son of Sirach: *AMy son, if you render yourself to serve the Lord, be ready to face many temptations@.* The Lord Christ did not say these words for us only but He followed their way also: *AFor in that He Himself hath suffered being tempted, He is able to succour them that are tempted@ [Heb 2:18].*
- + Devils envy the sons of God for their righteousness therefore they trouble them and raise wars against them. Christ warned His disciples about the persecution they will endure: *AThey shall lay their hands on you, and persecute you, delivering you up to*

the synagogues, and into prisons, being brought before kings and rulers for My Name's sake@ [Luk 21:12]. AFor if they do these things in a green tree, what shall be done in the dry?@ [Luk 23:31].

- + Undoubtedly, those who persecute you because of your righteousness are driven by the devil to do so. Thus, we must not direct our assault to them, but to the devil himself. *APray for those who persecute you@ [Mat 5:44].*
- + Even though your reward is great in heaven, you will get help from God on earth. Life with God is not mere persecution without sympathy or godly help. *ABehold, I have graven thee upon the palms of My hands; thy walls are continually before Me@ [Isa 49:16]. ABut the very hairs of your head are all numbered@ [Mat 10:30].*
- + Examples of people who suffered and God did not forsake them: David, Jeremiah, Micah, the Apostles and Disciples, St. Paul, St. Athanasius, Pope Discorus, Pope Benjamin and St. Severus of Antioch.
- + Rejoice! The Lord did not say about persecution *Aendure@* but *Arejoice@!* Rejoice for the crowns prepared for you. Rejoice because you have chosen the right way; the narrow road that leads to life [Mat 7:14]. You carried the Cross with your Master as the fathers and the prophets did. *AAnd they departed from the presence of the council, rejoicing that they were counted worthy to suffer shame for His Name@ [Act 5:41].*

Conclusion

The Passion Week

References:

A Crucified Christ in Holy Week by Fr. Raymond E. Brown, The Liturgical Press, Collegeville, Minnesota
The Holy Week By H.H. Pope Shenouda III, 3rd printing 1981, Cairo, Egypt (Arabic)
The Holy Pascha Katameros 2nd printing 1941, Egypt (Arabic)

Notes For Servants:

1. Jesus came and suffered to conquer death that we may have eternal life.
2. Do you attend the passion week services and reflect on its events?
3. Do you make a special effort to progress spiritually during this week?

Objectives:

General: Jesus' passion ended with the crucifixion to teach us that there is no salvation without the cross.

Specific:

1. Try to reflect on the events of the passion week to help you identify how to carry the cross(es) in your life.
2. Determine for yourself which cross(es) you will train yourself to carry at this time.
3. Train yourself to carry the cross with joy.

Instructions:

1. Review the previous lesson.
2. Church occasion.
3. Introduce church practices during the Holy week.
4. List the events of the holy week, reflecting on some.
5. Emphasise the act of salvation through the cross and how it applies to us.

Bible Verse:

And he that taketh not his cross, and followeth after me, is not worthy of me.
Luke 9:25

Lesson:

The Passion Week

The word "Pascha" is a Hebrew word that means Passover which refers to the passing of the hurting angel from the Hebrew homes which were marked by the blood.

"And the blood shall be to you for a token upon the houses where ye are: and when I see the blood, I will pass over you, and the plague shall not be upon you to destroy you, when I smite the land of Egypt." (EXODUS 12:13)

Also this week is called "the Holy week", "the Passion week".

The holy week is the greatest and most spiritual week in the whole year. In that week we remember the sufferings of Jesus for us and we focus on His cross.

The regular hourly prayers (Agbia) are replaced by the Pascha hymns and the Pascha events from the Bible. The church is covered with black clothes. All the songs have a sad tone and the whole congregation is living a life away from any pleasure (no make-up, no parties, no sweets, no major cooking).

THE HOLY WEEK DAY BY DAY: ---

***SATURDAY:**

There was a supper done in Mary's and Martha's house to thank Jesus for He brought Lazarus alive again after he was dead.

***SUNDAY:**

The Palm Sunday when Jesus entered Jerusalem as a King. After that Sunday service, the curtains of the Altar are closed and a general prayer for the dead starts. At the end of the general prayer for the dead, the priests sprinkle the blessed water on all the people of the church.

***MONDAY:**

Jesus was hungry and he saw a fig tree, so he went to eat from it, but there was only leaves and no fruits. Jesus cursed the tree and said "you will never again bear fruits" and at once, the tree dried up.

***TUESDAY:**

The synagogue authorities question Jesus' actions & miracles. [Mat. 21:23-32].

***WEDNESDAY:**

Judas Iscariot, one of the twelve went to the chief priest and betrayed Jesus [Mark 14: 10-16]. That day also had the preparation for the Last Supper. [Mark 14:10-16].

***THURSDAY:**

The Last Supper and Jesus washes his Disciples' feet [Mat. 26: 20-25] & [John 13:3-8]

***FRIDAY:**

The crucifixion day.

1. The trials from 6-9 am:

2nd trial in front of the chief priest

3rd trial in front of Pilate

4th trial in front of Herod

5th trial in front of Pilate again.

2. Carrying the Cross to the Golgotha 9 am to 12 pm:

39 whips.

The crown of thorns
The falling of Jesus under the Cross.
Simon of Cyrene carries the Cross with Jesus.
Jesus remembers his mother.
The nails & the Crucifixion.

3. The seven words of Jesus on the Cross 12-3 pm:

- 1-Father, forgive them, for they do not know what they do.
- 2-Assuredly, I say unto you, today you will be with Me in Paradise.
- 3-Woman, behold your son!.. Behold, your mother.
- 4-My God, My God, why have you forsaken Me.
- 5-I Thirst.
- 6-It is finished.
- 7-Father, into your hands I commend my Spirit.

4. The events from 3-6 pm:

A spear into Jesus' side (water & blood).
The Tombs opened & the curtains in the temple were torn into two from top to bottom.
The rocks cracked & the land shook.
The leader of the hundred soldiers gained faith.
The burial of Jesus.

NOTES:

Why the cross was the way Jesus chose to die?

"Cursed is every one who hangs on a tree" (Deut. 21, 23, Gal. 3:13).

"Has redeemed us from the curse of the law, having become a curse for us" (Gal. 3:13).

"He has carried our sins" (Isaiah 53:4)

"Who Himself bore our sins in His own body on the tree" (1Pet. 2:24).

If Jesus came to bear the curse laid upon us, how else could He do that unless he received the death set for a curse, and that is the cross.

Jesus the son of God who gives water and life to the whole world became thirsty, but what the Jews gave Him to drink? sour wine mingled with gall.

We ask the Lord to bless us and help us to become like Simon of Cyrene to carry the Cross with Him so we may be glorified also with Him.

Conclusion:

- 1.
- 2.
- 3.

The Blessings of the Resurrection in Our Lives

References:

Notes For Servants:

- 1.
- 2.

Objectives:

General:

Specific:

Instructions:

1. Church occasion.

Bible Verse:

Lesson:

The Blessings of the Resurrection in Our Lives

Easter imposes two major questions:

Why did Christ has to rise?

What benefits and blessings we gained from his resurrection?

Why did Christ has to rise?

- Λ He had to rise because **he was life itself** Ain Him was life; and the life was the light of men@ (John 1:4). He that is life itself can ever remain dead, that=s why the Resurrection angel blamed the women at the tomb saying AWhy ye seek the living among the dead?@(Luke 24:5)
- Λ Jesus raised others from the death, with his command ALazarus comfort@. **The Giver of Life** showed that he can give back life to the dead with his own power. Some prophets in the old treatment raised dead people before like Elijah but they did that through lots of PRAYERS for God=s miracle, as for Jesus he raised the dead by his COMMAND. So the giver of life is

capable of raising himself.

- Λ Christ has risen to **fulfill the prophecies** of the old testament.
- Λ Jesus's death was for a certain mission to fulfill the salvation and to transfer the righteousness who died and were captured in hell
- Λ **Christ=s divinity** didn=t forsake him when he died his soul left his body BUT HIS DIVINITY DIDN=T LEAVE NEITHER HIS SOUL NOR HIS BODY that=s why when the holy Joseph and Nicodemus were burying the body of our Lord, doubts entered their minds concerning His Divinity. Suddenly, a choir of angels appeared to them singing defiantly, "Holy God, Holy mighty, Holy immortal." The two righteous men, realizing their error, joined in the singing
- Λ Christ=s resurrection has supported the disciple and gave them faith and strength that after they were that weak and even afraid to say that they knew Jesus; they became strong and sacrificed their lives to spread the Bible.
- Λ CHRIST HAD TO RISE TO ESTABLISH THE basic principle of Christianity and the church Holy secrets which he handed to the disciple during the 40 days after his resurrection.

What benefits and blessings we gained from his resurrection?

Λ *The first blessing is that there is no impossibility. Everything is possible*

Men do their best in all fields, but if they stand before God they will stop both work and abilities completely for every attempt will be of no use.

This was the sensation of Mary and Martha after the death of their brother Lazarus who had already been in the tomb for four days. It was said about him *Aby* this time, there is a bad odour@. When our Lord Christ raised him from death, they became sure that there was no impossibility. After Jesus had raised him from death, Lazarus died once more and has not risen yet. But Jesus Christ, by His own Resurrection, conquered and smashed death forever. Christ=s Resurrection was an eternal one after which there would be no more death

St. Paul the Apostle looked and everything at the power of this resurrection and said *Awhere, o death is your victory? Where, O death is your sting?@*

Not only did men believe that all things are possible with God (Matthew 19:26), who is able to do everything, but the Apostle also says@I can do everything through Christ who gives me strength@(Philemon 4:13) He said *A I want to know Christ and the power of His resurrection@.*(Philemon 3:10).

The Holy Bible gives us a general rule about impossibility and says *AEverything is possible for him who believes@.*(Mark 9:23)

Λ *Establishing Christianity*

It the Lord did rise who would have happened to the disciples and the message they are supposed to carry it to whole world. They were scared, frightened with every sense of the word, they all ran away from Jesus and some even denied him. But when they saw Jesus they had some sort of complete change in their characters, they are no longer afraid no longer hiding. Through Christ=s resurrection they were able preach the whole world and to tell everyone about Jesus. They with the power they got after Jesus resurrection sacrifice their lives for Christ=s sake.

Λ *Longing for the eternal life*

The apostle said Adesire to depart and be with Christ, which is better by far.

The Apostle desires to be with Christ who rose from among the dead and ascended to heaven, He that sat on God=s right. Christ who said AWhen I am lifted up from earth I will draw all men to myself@

Christ who said Alam going there to prepare a place for you. I will come back and take you to be with Me that you also may be where Jam@. (John 14:2,3)

Love for eternal life made men long for something greater than life on earth, more dignified than substance and elements and more powerful than any desire or lust on earth.

The saints looked at the earth as a remote, strange and foreign land, they considered themselves aliens and foreigners on it, they longed for a heavenly residence, they wished to lead a spiritual and eternal life.

Λ *By means of the Resurrection, human is cleared up both physically and spiritually*

As for the bodies, some are raised spiritual and imperishable. They do not become tired or hungry, they do not feel thirst, they never fall ill or decompose.

They become like the angles of God in heaven. They rise taking the similarity of AHis glorified body@

Indeed, this brings back to our minds the happenings of the transfiguration on Mount Tabor. The spirit also takes part in the transfiguration. It returns as it had been in the beginning and resembles God=s image and likeness in an inexpressible purity.

Conclusion:

- 1.
- 2.

3.

HOW TO WIN THE LOVE OF OTHERS

References :

Virtues, by H.H. Pope Shenouda III

Notes for Servants :

Objectives :

General: Practical steps and conditions to earn the love of other people.

Specific:

- 1.
- 2.
- 3.

Instructions:

1. Review last week's lesson.
2. Give a brief description about the church occasion(s) for the coming week.

Bible Verse:

AThou shalt love thy neighbour as thyself.@

(Matt 19:19)

Lesson :

How to Win the Love of Others

There are important rules that you have to follow in order to win the love of people. We shall try to deal with some of these rules:

1. As a means of winning people's love, you should be a loving person. You love people regardless their social status, job, or riches. You love them because you love God and the result is that you love all people through your love to God or as reflection of His love to you.

2. You should respect everybody even those who are younger than you are, or those who have a lower position than yours. Many people respect those who are older than themselves, or those who have a higher position, but they ignore those who have lower positions, and thus they lose much. As for you, you should train yourself to respect all people. You should not say anything that depreciates or hurts the feelings of others. Do not treat anybody with lack of respect or with contempt, and do not ignore anyone however unimportant he may be. Train yourself to use expressions of esteem regarding your sons, younger brothers, employees, or servants. Do not talk to

anybody while you are frowning or looking stern, except when it is necessary for the benefit of others; otherwise you should be courteous. Talk to other people politely and courteously and do not wear a long face.

3. If you wish to win the love of others, do not chide or rebuke them too much. A harsh word hurts feelings and annoys others. A harsh word may destroy love; therefore, do not take to chiding too much. If you want to rebuke or advise someone, let this be with calmness and gentleness, and without any rudeness. Do not let others feel that you hate them, by your repeated scolding. If you want to reproach someone, let your reproach be preceded by an expression of appreciation, a word of praise or a gentle introduction, to create an atmosphere that makes the reproach acceptable, or at least select your words so that the reproach may not hurt their feelings.

4. If you want others to love you, defend them and praise them. The poor fellow who finds all people against him, will have a very sensitive heart. If this person finds somebody to defend him, he will grant his defender all his heart. Therefore, defend other people, especially those whom you find in trouble or those who are oppressed or in need of protection. In your dealings with people, remember their good deeds, and forget their evil ones, and be sure that however dark a man's life may be, you will find some aspects of virtue in it. Praise those aspects and make them prominent and show that you know them and that you appreciate them.

5. If you want other people to love you, you should be a virtuous human being endowed with all the qualities liked by them. Do not imagine that people love in vain, or without anything in return for their love. They love the holy, courageous, successful and intelligent person. Try to have fine qualities; then people will love you because of those qualities. Therefore, if you wish other people to love you, you should redress yourself first.

6. If you want other people to love you, you should be forbearing with them. Do not take vengeance for yourself and do not do evil in return for evil. Do not be angry with the one who does evil to you. Every human being has his weaknesses; you should endure the weaknesses of others. Do not become annoyed quickly and do not lose people's friendship because of their errors. Forgive anyone who does wrong to you, and when he thinks over his mistake and remembers your forbearance, his love to you will increase. Even those who do not repent, their friendship should not be relinquished. Remember the statement of John of the Golden Mouth: "Do not make an enemy of the person whose friendship you have been unable to win."

7. If you want people to love you, you should be sincere to them, and be prudent in your sincerity. Treat people with all sincerity. Be careful lest your love should do them harm. Let your love be in wisdom. Make use of praise, but do not resort to flattery or hypocrisy. Be sympathetic, but keep away from indulging too much. Be sincere in your love to other people, and let your aim be their interest and not merely to gain their love.

8. Try to keep in mind that is to win the love of people you must make some sacrifices. You should try not to hurt the feelings of anybody but to win everybody, for the Bible says, "The winner of souls is a wise man." If you realize that someone is annoyed with you, let not your heart be calm until you make him content. Let everybody love you. As the Bible says, "If possible so far as it lies with you, live at peace with all men." Therefore, you should offer people your love and win their love, and consider that the love of people is a valuable treasure which you should preserve.

May God, the Lover, infuse His love into our hearts so that we may all love one another, as He has loved us in His great big heart.

Conclusion:

- 1.
- 2.
- 3.

Saint Mark and Saint Athanasius

References :

Coptic Orthodox Book of Saints, Samir Kirolos, St. George and St. Joseph COC, Montreal, Quebec, Canada

Notes for Servants :

Objectives :

General: Witnessing to Christ in the world against all the powers of evil.

Specific:

1. You also, can be an instrument to protect the orthodox faith.
2. We must preach our faith to the world surrounding us.
3. We should encourage more to come and discover our church.

Instructions:

Review last week's lesson.

Give a brief description about the church occasion(s) for the coming week.

Bible Verse:

***And holding fast the faithful word as he hath been taught,
that he may be able by sound doctrine
both to exhort and to convince the gainsayers. @
(Titus 1:9)***

Lesson :

Saint Mark and Saint Athanasius

Both Saint Mark and Saint Athanasius were instrumental in delivering the true Christian faith to our Coptic Church. Saint Mark was the founder of the Church of Alexandria. He established it from scratch and planted the first seeds of faith. Saint Athanasius single-handedly defended its Orthodoxy against the Arian heresy and preserved the faith.

Saint Mark:

Saint Mark is one of the seventy Apostles appointed by Jesus and one of the four evangelists. Born in Pentapolis (in the North-African coast West of Egypt) of a Jewish descent, he lived in Cyrenia until they were attacked by Barbarians. His family moved to Jerusalem. He had a good education and was well versed in Greek and Latin in addition to Hebrew. He is the cousin of St. Barnabas and his father is the cousin of St. Peter. His mother, Mary, was very religious and had close ties with the Lord Christ. The Upper Room of her house was the first Church where Jesus established the

Eucharist. There also Jesus appeared to the Disciples after His Resurrection and there did the Holy Spirit descend on the Apostles on the day of Pentecost. Saint Mark was closely associated with the Lord Christ. He was present in the wedding of Cana of Galilee. He was the man carrying the jar when the two Disciples went to prepare for the Passover. He was the man who fled naked when Jesus was arrested before His Crucifixion. Thus, we call him *Api Theorimos*®, the ABeholder of the Lord®.

Saint Mark preached the Gospel with Saint Peter in Jerusalem and Judea. He accompanied Saint Paul and Saint Barnabas to Antioch, Cyprus and Asia Minor, then to Rome. His real labor was in Africa. In 61 A.D., he left Rome to Pentapolis then to Alexandria where he converted Anianus the cobbler and later ordained him Bishop. He left again to Rome and witnessed the Martyrdom of Saint Peter and Saint Paul, then came back to Pentapolis and Alexandria. He was martyred on Easter of 68 A.D. when it fell on the same day as the pagan Serapis feast. The pagan mob attacked the Bocalis Church and dragged Saint Mark with a rope tied to a horse around the city till his head was separated from his body.

Saint Athanasius:

If Saint Athanasius had not opposed the Arian heresy, Christianity would have not been the same today. The Creed he wrote is recited by all Christian churches around the world. He was born in 297 A.D. in Upper Egypt and lived in Alexandria until he became a disciple of Pope Alexandrius. He diligently copied his Pope=s virtues as well as those of Saint Anthony when he spent three years in his monastery.

Arius, a priest native from Lybia who was in charge of the Bocalis Church in Alexandria, could not conceive the concept of the Triune God with his theological rationalism. His heresy claims that the Father created Christ, who in turn created the Holy Spirit and that Christ is less god than the Father and the Holy Spirit is less god than both. Emperor Constantine called the first Ecumenical Council at Nicea and the Creed written by Saint Athanasius was approved by all the 318 bishops and was adopted as the true formula of Orthodox faith.

In 328 A.D., after the departure of Pope Alexandrius, Saint Athanasius was ordained as the 20th of Alexandria. He took the helm of the Church for 46 years of which 17 were spent in 5 exiles for his opposition to Arianism. The Emperors (Constantine, Constantine Junior, Constantius, Julian, Jovian and Valens) took turns at deposing him and restoring him. He accepted no compromise and none of these hardships deterred him from defending the Orthodox faith. When he was told AThe world is against Athanasius!®, he simply replied AAnd Athanasius is against the world!®. In his exile in Europe, he wrote AThe Life of Anthony® and introduced monasticism to the Western churches in Europe for the first time. He departed in the Lord on May 15, 373 A.D. in Alexandria among his people.

Comparison:

These two Saints were the most prominent Popes of the uninterrupted Apostolic succession of the Church of Alexandria. They taught the people (against paganism or heresies) and stood firm in the faith. They both traveled a lot and gained many souls. They both witnessed boldly to Christ.

Conclusion:

- 1.
- 2.
- 3.

The Meaning of Ascension

References:

Ascension, Fr. Matthias F. Wahba

Notes for Servants:

Objectives:

General: The meaning and nature of ascension.

Specific: Christ ascended to prepare for us a place in Heaven.

Instructions:

Review last week's lesson.

Give a brief description about the church occasion(s) for the coming week.

Bible Verse:

“Ye men of Galilee, why stand ye gazing up into heaven? this same Jesus, which is taken up from you into heaven, shall so come in like manner as ye have seen him go into heaven.”

(Acts 1:11)

Lesson:

The Meaning of Ascension

Our salvation has been accomplished, not only by the death and Resurrection of our Lord Christ, but also by His Ascension. On the 40th day after His Resurrection, He took the Disciples to Bethany, lifted His hands and blessed them and was parted from them and was carried up to Heaven. Two angels appeared to them and assured them of His Second Coming from Heaven also on the clouds

The Nature of Ascension:

When God was manifested in the flesh, He was not limited by it nor, while present in the body, was He absent elsewhere. Therefore, Christ ascended to Heaven in His flesh, while in His divinity, He fills all, Heaven and Earth. He endured death in the body for our behalf, He raised us with Him and through His Ascension, He opened to us the gates of Heaven and is preparing for us a place in Heaven (John 14:2).

What does thy Ascension mean to us?

In His Ascension, He carried up all mankind in His flesh, and placed them, through Him, at the right hand of the Father (Ephesians 2:6). In His body, the Lord becomes our way to His Father and to the Kingdom of Heaven, for He said *“I am the way”* and *“I am the door”* and *“through Me all must enter”*.

Christ’s Ascension in the flesh is proof of His Parousia (Second Coming) as the angels said and as Christ Himself has promised:

***“If I go and prepare a place for you, I will come again and receive you to Myself;
that where I am, there ye may be also.”***
(John 14:3).

Ascension Exalted Mankind:

The Ascension of Christ is an exaltation to all mankind. The angels and archangels in Heaven, who were ever glorifying God, are now worshipping Him in the Name of Jesus. This is our grace and high exaltation, that even when He became man, the Son of God is worshipped, and the heavenly powers will not be astonished by seeing all of us, who are one body with Him, introduced into their realms.

Inasmuch as we were strangers before the Ascension, we are now fellow citizens with the saints and are called children of the Heavenly Jerusalem of which the temple of the Old Testament was a type. Therefore also, our worship of the New Testament is a type of the joy above. As we are invited to the Eucharist, the heavenly banquet, let us not celebrate the Divine liturgy in an earthly manner but as keeping a festival in Heaven with the angels. Let us glorify the Lord by chastity and righteousness. Let us rejoice, not in ourselves, but in the Lord, that we may be heirs with the saints.

What should we do to honour the Ascension?

We ought to follow Him in deeds as Saint Paul says *“Seek those things which are above, where Christ sitteth on the right hand of the God, Set your affection on things above, not on things on the earth ... Mortify therefore your members which are upon the earth: fornication, uncleanness, inordinate affection, evil concupiscence, and covetousness, which is idolatry”* (Colossians 3:1,2,5).

“Our conversation is in heaven”, says Saint Paul, *“from whence also we look for the Saviour, the Lord Jesus Christ”* (Phillipians 3:20); *“For here we have no continuing city, but we seek one to come”* (Hebrews 13:14), *“the city of the living God, the heavenly Jerusalem, to an innumerable company of angels, to the general assembly and church of the Firstborn who are registered in heaven”* (Hebrews 12:22,23).

Conclusion:

Lesson No. (36)
St. Serapamon Abou Tarha

References:

Notes for Servants:

Objectives:

- General:** Serving the poor and the needy
Specific:
1. Acknowledge the biography of the saint
 2. Learn the meaning of serving God
 3. Exercise giving and see the result

Instructions:

1. Review last week's lesson.
2. Give a brief description about the church occasion(s) for the coming week.
- 3.
- 4.

Bible Verse:

“But He held his peace, and answered nothing.”
(Mark 14:61)

Lesson:

St. Serapamon Abou Tarha

Abba Serapamon used to go out at night in disguise, carrying food to give to the needy families. He used to cover his face so that nobody would recognize him. For this reason he was called the Veiled Bishop. Under the regime of the Turkish ruler Mohammed Ali, and the reign of Pope Butros Al-Gawly (Pope 109), there lived a holy bishop called Abba Serapamon.

At birth he was called Salib (Cross). He was born in one of the villages in the Nile Delta. His parents were devout Christians. When he was about eighteen, Salib moved to Cairo to earn his living. He lived a very poor life selling oil on a cart pulled by a donkey.

One day some evil women accused him of murdering a young man whom they had killed in the market. In the police station, he lifted up his heart to God and with tears in his eyes he asked for the help of Saint Mary. Then, he looked at the slain person and asked him to inform the judge about the killers. The dead man lifted his head and told the judge about the murderesses. Then Salib told the corpse to lie down again, and wait for the Day of Judgment. The judge was astonished and set Salib free.

In order not to be praised for this miracle, Salib left the court and went immediately to St. Anthony's monastery, where he was later ordained a monk. Then he was chosen as bishop of Menofiah by Pope Butros Al-Gawly, and his name was changed to Abba Serapamon. He lived a very simple life, not paying attention to the riches of the world. He learned how to suppress his desires and eat the minimum food once every three days. Once he was heard praying and saying to himself, "Is it true that you perform miracles now, Salib? Don't forget that you are a sinner and the worst man among sinners. How then can you heal the sick and cast away demons? This is the power of God in you! Indeed this is the power of God!"

When Mohammed Ali Pasha asked the Pope's help concerning his daughter Zahra Hanem who was possessed by evil spirits, he sent him Abba Serapamon. After the saint healed her, Mohammed Ah offered him a big sum of money but he refused to take it saying that God's gifts are free. When Mohammed Ah insisted, the bishop asked him to reinstate the Copts to their jobs in the civil service.

One night Abba Serapamon went out in the narrow alleys of old Cairo, carrying a heavy basket. A priest saw him and followed him to see what he was doing in that neighborhood. The bishop was very tired and the basket looked very heavy. He stopped at one of the doors, knocked once, and left the basket on the doorstep before the door was open. Then the priest went to talk to him but the bishop made him promise not to tell anybody.

During one of his pastoral visits to a Christian dignitary, the man's baby who was ten months old died. The mother brought her dead child, put him in the bishop's lap and said, "This is my only child. Why did God take him from me?" The bishop held the baby in his arms and said, "Don't be afraid, your child is well by God's grace. For this child will be blessed and will be the head of your family." Immediately the child began breathing. Youakim Mansour (that was his name) lived a long life until he retired in 1909, to fulfill the prophesy of Abba Serapamon.

Once a priest called Father Mansour, who had lost already three daughters one after the other shortly after their birth, came to see Abba Serapamon. The bishop asked him if he had any children so he told him that he had a baby girl. The bishop said that that girl was not very important. Shortly after, the girl died. The next year, the priest's wife gave birth to another girl. When the bishop saw the priest, he asked him if he had any children. The priest refused to answer. He said, "Last time, when I told you, my daughter died." The bishop was very sympathetic. He took the priest by the hand and went to the altar, looked up to heaven and said, "My Lord Jesus, give two sons to Father Mansour, and let them live." The priest's daughter lived and he had two more sons who lived to tell their story to everyone.

After a violent fight between a couple, the wife left the house and went to a brothel. Her husband went to complain to the bishop, who told him not to be quick in his judgment. Then Abba Serapamon disguised himself and met the woman in that place, where she confessed that she had not committed adultery yet. He told her to go and spend the night in the house of a pious priest. On the next day the husband went to see his wife in the priest's house. The husband calmed down and the bishop told him to be kind to his wife.

One day, while the bishop was praying the Liturgy of the Eucharist, he cried: "O Mother of

The Light, please, help!" Then he asked a person who was near him to go immediately to the well in the church's backyard. When the man went there, he found a child called Michael who had fallen in the well while he was playing. He threw a rope to the child, and pulled him out of the well. Everyone was astonished to see the child without a scratch, his clothes not even wet. The child told them that after he fell down in the well, he found a woman sitting on a throne, floating on the water. She held him very gently in her arms, until the rope was thrown to him.

Once a highway man met him while he was travelling. The thief lifted up his hand to strike the bishop with a metal rod. Abba Serapamon said to him, "You lifted up your arm against me, and now it will remain like that." The bishop continued on his trip, and when he returned, he saw that the thief was standing in the same place crying from the pain that was caused by having to lift up his arm all that time. Then the bishop said, "How great is your sin, Salib!" He turned to the thief and said, "May God bless you, my son." The thief was immediately released, and was able to bring his arm down. He followed Abba Serapamon all his life as a faithful servant.

Abbas Pasha, who ordered the termination of all magicians and astrologers, summoned Abba Serapamon. He mocked him saying, "Tell me, how did you heal Zahra Hanem?" The bishop looked in his eyes and replied, "By the power of God." The Pasha became very afraid, and started trembling. He said, "Aman Ya-Baba Aman" which translated "Peace, My Father, Peace

Abba Serapamon lived a long life until the reign of Pope Cyril IV. He was buried in the old patriarchate along with the other popes.

May the prayers and blessing of this great saint Abba Serapamon be with us. Amen.

Conclusion

The Meaning of Victory

References:

Notes for Servants:

Objectives:

General:

Specific:

Instructions:

1. Review last week's lesson.
- 2.

Bible Verse:

“Be sober, be vigilant; because your adversary the devil, as a roaring lion, walketh about, seeking whom he may devour.”

(I Pet. 5:8)

Lesson:

The Meaning of Victory

What we mentioned before of the devil's attributes and his various intrigues, was mentioned to you not with the aim that you fear him but to be on your guard. In spite of the violence and craftiness of the devil, overcoming him is very possible and even very easy.

1 - Overcoming is possible:

If you think always that it is difficult or impossible to conquer in the diabolic wars, you will faint, weaken and submit and consequently you will fall. But, when the devil fights you, be absolutely sure that you are able to conquer, otherwise God would not have allowed such an unequal war always contemplate on the biography of the saints who conquered.

Keep in mind the story of Joseph the righteous who conquered in spite of the hard temptation which he faced. As for the fall of David and Samson, you can take a lesson from the story of each of them. Know the reasons of his fall and avoid them. The stories of falling are intended for our benefit so that we be on our guard and learn from them...

The Holy Bible and the history provide us with various stories of conquering.

We know that repentance is very possible however bad the condition of the person was. This is

apparent from the story of the repentance of St. Mary the Coptic, Pelagia, Baïssa, Augustine, Moses the Black, and also from the repentance of Salomon the Wise and Samson.

From the history of St. Anthony, we can know how to conquer in spite of the violence, the diversity and abundance of the wars. The same can be found out from the history of all the other saints.

We have also to remember always that God has blessed our nature.

When God was incarnate and took our nature, He blessed this nature. So, we address Him in the Liturgy of St. Gregory *"You have blessed my nature in You."* This nature has become very able to overcome the devil. Suffice us that we have become the temple of God and that the Spirit of God dwells in us (I Cor. 3:16). We have also become God's children of a nature born from high, of water and of the Spirit (John 3:3,5)

As we remember the power given to us, we should likewise remember the spiritual powers surrounding us.

We should remember that we are not alone in the battle as God's Holy Spirit helps us, reproves us with respect to sin (John 16:8), teaches us of all things (I John 2:27) and guides us into all truth (John 16:13). How then the devil can overcome us though we have the communion of the Holy Spirit (II Cor. 13:14) and also the Grace of our Lord Jesus Christ (I Cor. 16:23). So, we live, not we, but Christ lives in us (Gal. 2:20)... Add to this the fact that many angels compass us, sent forth to minister for us who shall be heirs of salvation (Heb. 1:14), seeing we are also compassed about with so great a cloud of witnesses who have conquered, *"let us lay aside every weight, and the sin which doth so easily beset us"* Heb. 12:1.

Let us remember also God's promises to us to be encouraged.

He says, *"... and, 10, I am with you always even unto the end of the world..."* Matt. 28:20. So, *"If God be for us, who can be against us"* Rom. 8:31. He says to everyone of us, *"I will not fail thee, nor forsake thee... for the Lord thy God is with thee whithersoever thou goes t"* Josh. 1:5,9 and, *"For I am with thee, and no man shall set on thee to hurt thee"* Acts 18:10.

Let us remember God's promises to those who conquer in order to be zealous in our struggle.

Read about God's promises to the pastors of the seven churches of Asia for example, *"To him that overcometh will I grant to sit with me in my throne, even as I also overcame, and set down with My Father in His throne", "He that overcometh, the same shall be clothed in white raiment and I will not blot out his name out of the book of life, but I will confess his name before My Father and before His angels."* Rev. 3:21, 5, *"To him that overcometh will I give to eat of the hidden manna", And I will give him the morning star", "And I will give thee a crown of life"* Rev. 2:17, 28,10... Indeed, he that has an ear, let him hear these promises which fill the heart with zeal and power.

Let us also be certainly sure that it is God who fights for us.

However powerful the devil is, what is he before God's unlimited power? Though the devil be like a roaring lion, God sends His angel to shut the mouths of lions (Dan. 6:22). Truly, *"The battle is the Lord's"* I Sam. 17:47, *"The Lord shall fight for you, and ye shall hold your peace."* Ex. 14:14. Since it is the Lord who fights for you, do not be afraid at all then of the devil.

2- Do not be afraid:

Never be afraid of the devil, for in spite of all his talents and intrigues, he is weak before God's

children as the Lord has said, **"I beheld Satan as lightning fall from heaven"** (Luke 10:18)

The Lord has trod him on the cross, and he is no longer "the prince of this world" as before. The Lord said of him before the crucifixion, *"Now is the judgement of this world: now shall the prince of this world be cast out"* (John 12:31), *"The prince of this world is judged"* (John 16:11). Thus, the Lord says, **"Behold, I give unto you power to tread on serpents and scorpions, and over all the power of the enemy"** (Luke 10:19).

The Lord's promise to us that we would tread over all the power of the enemy is a promise full of power and comfort, which removes away fear from the hearts... The church so appreciates such divine promise, that it put it at the end of the thanksgiving prayer in order that we may mention it in our prayers every day or even every hour so as not to be afraid of the devils or all the power of the enemy.

Then, the devil has no authority over us, but we have the authority over him.

Even the devils are subject unto us through the name of the Lord (Luke 10:17). The Lord even made casting out devils in the foremost of the signs that follow the believers (Mark 16:17). Of course the gift of casting out devils must be preceded by victory in the diabolic wars. Whoever overcomes the devil's temptations and enticements and stands steady is feared by the devil and he gets power over him.

The devil dominates only the person who submits to him...

True are the words of the common saying, "It is the slaves who create the masters". This means that the humility and submission of the slaves make the masters prevail and vaunt. So is the case with those who submit to the devil, but whom the Son makes free, they shall be free indeed (John 8:36).

The thing which the devil likes most is to find you afraid of him.

For in your fear you become weak in front of him and get confused. You think that you will certainly fall in his hands so your spirit is broken and you yield to him unable to resist... This is what he wants of you because fear gives him power over you. However, the Lord Jesus Christ advises us not to fear at all, *"It is I; be not afraid,"* (Matt. 14:27), *"Let not your heart be troubled, neither let it be afraid"* (John 14:27). This resembles also a big balloon which appears huge but the prick of a small pin makes it nothing. The devil is like this, clamour with no power. He tries to frighten you but has no power for he has not the absolute liberty to do what he wants.

There is God, the Almighty who prevents the devil according to His own will.

In the story of Job the Just, the devil did not follow his own will but was confined to the scope which God allowed him (Job 1,2). The devil is not so powerful that you ought to fear him. The mere sign of the cross makes him escape from your face.

3. Resist the devil

It is good to remember the words of St. James the apostle, *"Resist the devil and he will flee from you."* (James 4:7). The expression "flee from you" proves the weakness of the devil, for the apostle did not say, "resist him and he will depart from you." but he said, "he will flee from you". The devil feels the pulse of the person to find out his metal. If he finds him of the kind that fears, he begins to amuse himself with such a person and makes him his toy. But if he finds him strong and struggling, refusing to be conquered, the devil fears him and escapes from him... So, resist the devil and do not be deceived by his power for St. Peter the apostle says first, "Your adversary the devil, as a roaring

lion, walketh about seeking whom he may devour", then he says directly after that, *"Whom resist steadfast in the faith."* (I Pet. 5:9). That means you ought not be frightened by his roaring as a lion but you ought to resist him. Let your heart be as the heart of a lion more powerful than he. When it comes to your mind that the devil roars as a lion, remember the words of Daniel, *"My God hath sent his angel, and hath shut the lions' mouths"* (Da. 6:22). Stand against the devil strongly and firmly resisting with all your power...

Do not submit but resist in the battle as a good soldier of Jesus Christ.

Fight with all your power and ask God's help. At this point, I like what is stated in the canticle, *"Behold his bed, which is Solomon's; threescore valiant men are about it, of the valiant of Israel. They all hold swords, being expert in war: every man hath his sword upon his thigh because of fear in the night."* (Cant. 3:7,8). Be learned then how to fight all that comes to you from the devil, and let your sword be on your thigh and as the psalmist says, *"Gird thy sword upon thy thigh, O most mighty, with thy glory and thy majesty, and in thy majesty ride prosperously"* (Ps. 45:3,4)

4. With faith You conquer the devil with faith, but what faith? It is:

The faith that God works with you, that God is able to annul the power of the devil and all his snares set for us, the faith that God wills that, *"... the rod of the wicked shall not rest upon the lot of the righteous"* (Ps. 125:3), and the faith that God is more powerful than all the intrigues of the devil and that God Himself fights for us. *"The battle is the Lord's"* (I Sam. 17:47), *"The Lord shall fight for you, and ye shall hold your peace"* (Ex. 14:14).

You must believe that the battle is the Lord's. It is not you who fight the devil but God fights him in you and with you. It is God who gives you the power to fight and the weapon which you will use and the experience of fighting the devils as David the prophet says, *"Blessed be the Lord my strength, which teacheth my hands to war and my fingers to fight."* Ps. 144:1

Did you take God with you in your wars, your temptations and in your problems? If you are defeated, this may be because you did not take God with you. God is absolutely able to conquer in you and to be glorified in you however little your power is and slight your persistence, for the Holy Bible states, *"There is no restraint to the Lord to save by many or by few"* (I Sam. 14:6).

We notice how David the prophet conquered in his battles with faith.

He says, *"If it had not been the Lord who was on our side when men rose up against us, then they had swallowed us up quick... our soul is escaped as a bird out of the snares of the fowlers... Our help is in the name of the Lord who made heaven and earth."* (Ps. 124), *"But mine eyes are unto Thee, O God the Lord... keep me from the snares which they have laid for me and the sins of the workers of iniquity"* (Ps. 141:9), *"...refuge failed me, no man cared for my soul. I cried unto Thee, O Lord: I said Thou art my refuge and my portion in the land of the living"* (Ps. 142:4,5). *"I can do all things through Christ which strengtheneth me"* (Phil. 4:13)

5. Fight with humility

St. Anthony used to conquer the devils with humility.

Whenever they gathered around him, he used to address them humbly, "Ye strong, what do you want with me who am weak?" and he prayed, "Save me, O God, from those who think I am of any worth though I am too weak to fight even the youngest of **them**." When the devils heard him raising such a prayer full of humility, they could not endure but vanished like smoke.

St. Macarius the Great too conquered the devil with humility.

Once, the devil appeared to St. Macarius and said, "Ah for you Maccari What thing you do and we do not! You fast and we eat nothing, You keep awake and we do not sleep. You inhabit the desert and wilderness and we also; but you overcome us with one thing". The saint asked what that thing was and the devil answered, "It is with your humility that you overcome us."

Humility overcomes the devil for many reasons, among which are the following;

- First: because the devil is not humble and humility reminds him of his **pride** which was the cause of his fall.
- Second: because humility reminds him of the image of Jesus Christ who emptied Himself and took upon Himself the form of a slave in order to save humanity. Mere memory of this troubles him and he departs.
- Third: Because the humble person, feeling his weakness, seeks the power of God to help him in fighting the devil and this is the thing which the devil fears most.

6. By wisdom and discernment:

When a thought haunts your mind, you have to examine it well: Is it of the diabolic wars? What is right and what is wrong of it? Do the same thing with the visions and dreams and with the advice of others... and with all deceptions of the devils... The apostle draws our attention to such awareness, discrimination or discernment saying, "... *Believe not every spirit, but try the spirits whether they are of God.*" (I John 4:1)

7. By counsel and confession:

Spiritual guidance reveals the intrigues of the devils and shows how to escape them. The guide also prays for the soul which reveals its thoughts in order to be saved as St. Paul the apostle says, "*Obey them that have the rule over you and submit yourselves: for they watch for your souls as they that must give account, that they may do it with joy...*" (Heb. 13:17). So, who follows his own will in the spiritual path, may fall in the snares of the devils, and it is said, "Those who have no guide, fall as the leaves of the trees."

The person who confesses gets rid of many sins due to the virtue of confession.

The devils of these sins cannot bear the humiliation of the person who confesses so they fly away. The devils also like to work in darkness and confession reveals them. Guidance breaks their snares and the dispensation given in the sacrament of confession destroys their labour. So, we find that the person who confesses his sins and obeys guidance leads a life of repentance and is saved from the diabolic wars. Though sin may not leave him entirely, its power becomes weak when attacking him.

8. Watchfulness and caution:

It is not enough to confess and reveal yourself asking for guidance, but you ought to be watchful for your own salvation as the apostle says, "*Be sober, be vigilant, because your adversary the devil, as a roaring lion...*" (I Pet. 5:8).

9 By prayer and fasting:

When the disciples were unable to cast out the devil, the Lord said to them, "*This kind can come forth by nothing, but by prayer and fasting*" Mark 9:29.

Conclusion

Lesson No. (38)
Victory of Tongue

References:

Notes for Servants:

Objectives:

General: Control our mouth

Specific:

1. Practice not to talk unless you have to
2. When you talk use the right words and the right time
3. You must apologize if you notice that you offended someone

Instructions:

1. Review last week's lesson.

Bible Verse:

**“Let the words of my mouth and the meditation of my heart be acceptable in thy sight,
O LORD, my strength and my Redeemer”
(Ps. 19:14).**

Lesson:

Victory of Tongue

Introduction

It has been said that the “tongue” is one of the most exercised muscles of our body. It has been estimated that in a typical week, the average person will speak enough words to fill a 500 page book! However, for the Christian, the use of the tongue must be a matter of careful forethought and discipline. The Bible warns that believers who do not bring restraint to their tongue and speech have been deceived and without such control over their words, their religious acts are worthless and hypocritical. “If anyone among you seem to be religious and bridleth not his tongue, but deceiveth his own heart, this man’s religion is vain”. (James 1:26). It is a deception for any of us to think that Jesus can be Lord over our life, without also becoming Lord over our tongue. The reference to a “bridle” in the previous verse is the leather harness and bit placed in a horse’s mouth to control it. In the same manner, Christians must allow the Holy Spirit to bridle their tongue, and bring restraint to their words.

- Proverbs 21:23 He who guards his mouth and his tongue keeps himself from calamity.
- James 1:19-20 My dear brothers, take note of this: Everyone should be quick to listen, slow to speak and slow to become angry, for man’s anger does not bring about the righteous life that God

desires.

Hypocrisy of the Tongue

Elsewhere, James gave a warning in (James 3:9-10) of the evil poison of the tongue. He described some who try to use their tongue as praise and blessing to God, then turn around to use their tongue to speak evil of one another. “Therewith we bless God, even the Father and therewith curse we men, which are made after the similitude of God. Out of the same mouth proceedeth blessing and cursing. My brethren, these things ought not so to be”. With it we bless our God and Father, and with it rue curse men, who have been made in the similitude of God. Out of the same mouth proceed blessing and cursing. My brethren, these things ought not so to be “.

Mouth Sins are not Trivial

Mouth sins such as gossip, backbiting, and slander have become viewed as little habits that aren't really so serious. However, when Paul wrote to the church at Rome he sternly contended that gossips, slanderers, and bad-mouthers were in the same league as murderers, sexual perverts, and haters of God. Furthermore, he said such sins are worthy of a death sentence (Rom. 1:28-32).

Some have experienced problems to get answers to their prayers, because of their mouth sins. Using their tongue to ridicule, gossip about, or to slander others is clearly sin and as we know, unrepentant sin cuts off the flow of God's answers to their prayers. “If I regard iniquity in my heart, The Lord will not hear me” (Ps 66:18). Those who have mouth problems are destined to experience much trouble in their life and will not find it easy to obtain God's help with their.

Accountable for all our Words

Jesus warned that our words are so important that they will actually determine our condemnation or justification. He said we will be held responsible for all our words, even our careless, idle words. “But I say to you that for every idle word men shall speak, they shall give account thereof in the day of judgment. For by thy words thou shalt be justified, and by thy words thou shalt be condemned” (Matt. 12:36-37).

Elsewhere, Paul cautioned believers to disallow any corrupt or worthless talk to come from our mouth. “Let no corrupt communication proceed out of your mouth .“ (Eph. 4:29).

Words spoken in anger and bitterness cannot be taken back, The damage can not be undone:

A man slandered a friend and later went to the priest for confession. He said to the priest. I want to make peace with God for my vicious words. the priest told him to fill a bag with goose feathers and drop them on the door of every home in the village. So he did it. then he came back to the priest and said. What must I do?. The priest said, Take your bag and go collect all feathers, When the man tried to collect the feathers He could not find one. He went back to priest and told him the wind had blown the feathers away. The priest said, and so it is your words. they are easily dropped, but you can never collect them again.

Unfortunately, sometimes we use our tongues to swear, lie, criticize others and to gossip.

Our tongue is a weapon. If we use it to say good things, it can defend us from the devil. If we use our tongues to say bad things, it becomes a weapon against us and God.

If you use your tongue to say good things, that means inside, you're a good person. The same goes if you use your tongue to say bad things.

Conversations:

When you have daily conversations with your friends and relatives, try not to use God's name. If one of your friends uses one of the names of God, explain to him why he shouldn't.

Lying:

Lying is one of the worst sins of the tongue. Usually when you tell a lie it just gets bigger and bigger. For example.. you go to the corner store alone without permission, when you get home, your mom asks you where you were. You say you were at the park. She asks you who you went with. You name 2 or 3 friends of yours. Your mom keeps asking questions and you keep lying. Usually you get in more trouble. Sometimes, when we do something wrong we blame someone else. Proverbs 12:22 says: "Lying tongue is an abomination to the Lord".

Swearing:

Swearing is a major sin, especially when you swear in the name of the Lord as we said earlier. The worst sin any one can do is go to church to pray and take communion then when church is over some kids start to bug you and you swear at them. Saint John said: "Can one spring of water give two different kinds of water?".

Gossip:

Another major sin is gossip. When you gossip, you ruin someone's reputation. If you tell someone what a person did wrong, he/she will go tell someone else and soon every one will know, and soon enough that person will have no friends.

Before you go and gossip, ask your self these three questions:

1. Is it true? are you sure?
2. Do you have to go and tell? if you do, that's when you ruin someone's reputation. Remember.. everyone makes mistakes'
3. Is it nice to go and tell? Usually it is not nice to go and tell. How would you feel if someone told on you?

Jesting:

Definition: joking bad jokes and making fun of poor and handicapped people. If you make fun of a friend or one of their relatives or their friends, remember you're taking a risk of losing a friend. The book of proverbs says: Whoso mocketh the poor reproacheth his maker: and he that is glad at calamities shall not be unpunished". Saint Mathew also said:

"But I say unto you that every idle word that men shall speak, they shall give account thereof in the day of judgement. For by thy words thou shalt be Justified and by thy words thou shalt be condemned".

To keep silent or to talk:

A person often wonders which is better to keep silent or to talk. It is known that most saints preferred silence, keeping in mind the saying of Solomon the sage: "Much talk will not be free of error". In this respect Saint Arsenius made his well known statement: " It happened many times that I regretted having spoken, but I was never regretful as a result of my silence". This is why the prophet David prayed saying: "O God, put a guard for my mouth and a fortified door for my lips."

The Divine inspiration also says: “To listen is better than to talk.”

Saints preferred silence, not only to avoid errors of the tongue, but also to gain an opportunity for prayer and meditation. This is why the Spiritual Elder said: “Keep your tongue quite so your heart may speak.” Saint Isaac said: “A person who speaks much shows that he is empty inside.” This means that his heart is void of communication with God and of spiritual work in prayer.

Beneficial speech:

There still remains an important question: is silence always a virtue and is all talk a sin? Certainly not for the prophet David says in the psalm: “My heart overflowed with useful speech.” This means that there is useful beneficial talk. This is when we talk about good deeds. People train themselves in silence so as to be able to speak beneficial words.

Silence then, is a means of protection for us if we are talking with a human motive, but if it is God who opens our lips and who puts the words in our mouths, it is talking and not silence that will be a virtue.

The Lord Jesus used to talk and people used to wonder at the words spoken by Him.

The martyr St. Stephen spoke and convinced those in the synagogue so much so that they could not oppose the wisdom and the spirit with which he was talking.

Beneficial words include those of advise, of comfort, of encouragement, of spiritual guidance etc.

There is a special time for silence and a special time for talking. For example, a priest can’t keep silent if he is to give a sermon. You cannot keep silent when you go to confession. We should train ourselves always to have beneficial talk.

Conclusion

Lesson No. (39)
Victory Over Passion

References :

Notes for Servants :

Objectives :

General:

Specific:

Instructions:

1. Review last week's lesson.
- 2.
- 3.
- 4.

Bible Verse:

“Be ye angry, and sin not: let not the sun go down upon your wrath.”
(Eph 4:26)

Lesson :

The Passions:

The meaning of the word passion is emotions or feelings. We going to use the word emotion o r feelings. Most people are led by their emotions and feelings whether love or hatred, envy or jealousy, sacrifice or giving. Women are perhaps led by their emotions more than men. But emotions alone are not sufficient; they should be mixed with reasoning and wisdom.

Emotions without reasoning are not sufficient, and reasoning without emotions is not sufficient; both perfect each other. That is why God gave the family a father and a mother to perfect each other. A straight person makes balance between his feelings, and his actions; balance between reasoning and emotions; and balance between the self and the others.

If a person thinks only of himself without taking others into account, this may lead him to a kind of selfishness and may fail as a social person. If he thinks only of others, he may get tired, becomes bored and grumbles if his sacrificing is not accompanied with

great love that makes him forget himself absolutely or makes him concentrate on his eternity not on his life on earth.

A straight person divides his emotions in a straight way.

Such a person makes balance between happiness and gloominess in his life, between seriousness and simplicity and between work and amusement. He makes balance between his various emotions.

Divine leadership:

The divine leadership is the ideal thing; for the Holy Bible say, *"For as many as are led by the Spirit of God, they are the sons of God."* (Rom 8:14)

Example of wrong emotion:

We will take the feeling of hatred as an example.

Why we have hatred feeling toward anyone?

1- Because the love of Christ does not fill our heart full?

2- Self love which lead to fulfill what self wants to do more than what God wants us to do.

A. Hatred will produce anger.

B. Anger leads to the emotion of taking revenge.

C. Revenge will cause violence.

Violence is a compound sin:

Christianity does not approve of violence in whatever form.. because it is an unspiritual conduct which includes a number of sins. Violence does not go with love, Christianity teaches us that love, meekness and gentleness are of the fruit of the Spirit (Gal. 5:22)

Spiritual person handles his problems with love not with violence.. because through love he wins God and people.. But if he behaves with violence, he loses all. Violence is also an aggressive sin and Christianity, which disapproves of anger, cannot allow violence or aggression and it is said,

"Be not overcome of evil, but overcome evil with good."

(Rom 12:21)

St. James The apostle says,

"Wherefore, my beloved brethren, let every man be swift to hear, slow to speak, slow to wrath:

For the wrath of man worketh not the righteousness of God."

(James 1:19-20)

The Holy Bible says also, *"Let all bitterness, wrath, anger... be put away from you"* (Eph. 4:31),

and, *"Make no friendship with an angry man, and with a furious man do not go"* (Prov. 22:24).

Christianity is against human anger because it is the first step to aggression, violence and murder.

The Lord Jesus Christ says in the Sermon on the Mount,

"Whoever is angry with his brother without a cause shall be in danger of the judgment"
(Matt. 5:22).

Here anger without a cause is distinguished from holy anger which is for God's sake in a spiritual style far from the body and its inflamed nerves. Anger develops into hatred and hatred in turn into aggression, violence and a desire to harm others.

Love and revenge do not go along the same way because the Holy Bible says,

"Love suffers long and is kind... bears all things, ... does not seek its own."
(1 Cor. 13:4-7).

In the case of revenge, love vanishes and the 'self' appears at the time of violence. Christianity powerfully and clearly fights the 'self' as the Lord Jesus Christ says expressly,

"if anyone desires to come after Me, let him deny himself."
(Matt. 16:24).

In the contrary revenge does not achieve self-assertion but rather demonstrates weakness! A calm person restrains himself, but a violent person loses self-restraint and cannot control his nerves or his torment such as frightening and startling others.

Forms of revenge:

1- Harsh reproach, cruel rebuke, concentrating on someone's faults continuously and destroying one's personality. Another aspect of violence may be included here i.e.:

2- Violent insults: This includes bitter sneering, disdain, defaming, abusing, slander, disregard, breaking the relations.

How Can we overcome the Devil:

1. By Faith: That God, the Almighty who prevents the devil according to His own will and remember also God's promises to us to be encouraged.
2. By God's Power: As we remember the power given to us, we should likewise remember the spiritual powers surrounding us.
3. By Resisting: Do not submit but resist in the battle as a good soldier of Jesus Christ. The devil dominates only the person who submits to him.
4. By Humility.
5. By wisdom and discernment.
6. By prayer and fasting:
7. Watchfulness and caution.
8. By counsel and confession.

Overcoming is possible:

If you think always that it is difficult or impossible to conquer in the diabolic wars, you will faint, weaken and submit and consequently you will fall. But, when the devil fights you, be absolutely sure that you are able to conquer, otherwise God would not have allowed such an unequal war... always contemplate on the biography of the saints who conquered.

Lesson No. (40)
St. Gregory the Theologian

References:

Notes for Servants:

Objectives:

General:

Specific:

Instructions:

1. Review last week's lesson.
2. Give a brief description about the church occasion(s) for the coming week.

Bible Verse:

Lesson:

St. Gregory the Theologian

Background and Early Life

St. Gregory the Theologian was born in 300 AD in the village of Nazianzus in southwest Cappadocia. his mother, Nonna, was a pious Orthodox Christian while his father, also named Gregory, converted to Christianity later on his life. St. Gregory's father originally belonged to a heretic sect who referred to themselves as the Hysistarians. After experiencing a moving dream, however, he converted and was later consecrated bishop of Nazianzus.

St. Gregory himself was small in stature, with a red beard and eyebrows. His personality was strong he feared no one and he possessed a daring, shod-tempered nature. He loved the Greek poet Pindor, and according to historian Robed Payne, St. Gregory maybe called the first Christian poet. The saint lived a life of strict ascetism where he slept on the floor, clothed himself in rough clothes, lived on bread, salt, and water, and spent half of his nights in prayer.

At the young age of seven, it became apparent tat Gregory would dedicate his life to Christ. One night he dreamed of two beautified women dressed in long, white robes that wore veils, which did not conceal the brightness of their eyes. They told Gregory that their names were Purity and Chastity and they encouraged him to join his spirit with theirs. From then on, Gregory consecrated himself, dedicating his life to God.

When Gregory was a teenager, he travelled to Athens for university and studied subjects such as

rhetoric, theology, mathematics, the theory of ideas, and rudimentary medicine, in the university, Gregory's peers noted his excellent debating skills. Besides excelling in the academic component of university life, Gregory met his best friend, St. Basil. Concerning Basil, St. Gregory wrote, "In Athens I sought for eloquence, and I found happiness because I found Basil." He also said to his friend, "You are my breath, more than the air".

St. Gregory's Ordination

On Christmas, in AD 361, Gregory was ordained priest against his will. He did not feel prepared for such a responsibility, and fled and remained in isolation for some time. He finally returned to accept the honour, and wrote the "Apologia" where he explained his reaction to his ordination and said that his knowledge of his unworthiness caused his flight. A few years later, Basil was ordained bishop, and an Asian by the name of Valens became emperor. Immediately following Basil's ordination in 370, Basil and Gregory got into a fight after Basil misinterpreted the reason that Gregory did not attend St. Basil's ordination. Later on, Gregory's bitterness towards Basil increased when Basil forced him to become bishop of Sasima. Gregory addressed the people and said, "I took upon the man who is consecrated, upon whom the Spirit has descended, and watch him as he goes on his way weary and dispirited." Beginning in 373 AD, Gregory would face a series of tragedies that would cause a major change in his life. First, an epidemic erupted among the cattle, a hailstorm came that mined the crops, and the farmers revolted against the tax gatherers. To make matters worse, Basil and both of Gregory's parents died. At first these events caused the saint a great amount of grief, but they ended up helping Gregory by waking him from his spiritual slumber, kindling the fire in his heart that he had previously suppressed.

In 379, St. Gregory was ordained Patriarch of Constantinople. His enemies managed to dethrone him later on, however, by claiming that his position was not canonical. Gregory was understandably bitter at first, but later on he felt remarkably delighted to return home.

His Writing and Orations

St. Gregory wrote *five* speeches concerning the Trinity, earning him the title, "The Theologian". He wrote clearly, and with a sense of vigour and gaiety, defending the Orthodox *faith* against the numerous heresies that existed at the time. He battled the Asians (who claimed that the Son was not one with the Father), the Eunomians (who said that the Son was unlike the Father), the Sabellians, Marcellians, Macedonians (who basically believed in the Arian creed). He said with Jeremiah, "Behold I am against thee, O thou proud one." He wrote a long letter against the spread of the doctrine of Apollinarius who rejected the complete humanity of Christ saying, "God was made flesh, but not man". Again, he put the heresy to scorn, arguing that to deprive God of his manhood was to deprive Him of every reason of coming to earth. Besides his writings that were very theological in nature, Gregory gave sermons concerning many deeply spiritual topics such as where we can find God & he often delivered his orations in churches and in people's homes. Many writings exist that speak of the huge multitudes of people that would gather to hear St. Gregory's sermons, often filling the houses and ringing to the gates outside.

His Death

In 389 AD, St. Gregory died in Arianzus on his father's estate. Except for a few small bequests, Gregory left everything for the poor. Shortly after his death, St. Gregory's remains were taken to Constantinople until the Crusaders secretly took his remains to Rome in 1204 AD. His relics now rest in the Vatican in the Chapel of St. Gregory, designed by Michelangelo.

May the blessings of this great saint be with us all. Amen.

Conclusion

Lesson No. (41)

TIMOTHY

References:

Notes for Servants:

Objectives:

General: Serving God in young age

Specific:

1. Serving God is the duty of every Christian
2. The advantage of serving God in young age
3. How can we serve?

Instructions:

1. Review last week's lesson.
2. Give a brief description about the church occasion(s) for the coming week.

Bible Verse:

*“Let no man despise thy youth; but be thou an example of the believers,
in word, in conversation, in charity, in spirit, in faith, in purity.”*
(1 Tim 4:12)

Lesson:

TIMOTHY

TIM'OTHY (tim'o-thi; "venerating God").

The convert and friend of Paul

Timothy was the son of one of those mixed marriages that, though unlawful, were frequent in the later periods of Jewish history. His mother was a Jewess, whereas his father (name unknown) was a Greek (Acts 16:1-3).

Early Life

The picture of Timothy's early life, as described by the apostle Paul, portrays a mother and grandmother, full of tenderness and faith, piously instructing him in the Scriptures and training him to hope for the Messiah of Israel (2 Tim 1:5; 3:15). Thus, though far removed from the larger colonies of Israelite families, he was brought up in a thoroughly Jewish atmosphere; however he could hardly be called a Jewish boy, having never been admitted by circumcision within the pale of God's ancient covenant.

Conversion

Timothy was probably living at Lystra when Paul made his first visit to that city (Acts 16:1), and he appears to have been converted at that time (14:6; cf. 2 Tim 1:5). No mention is made of Timothy until the time of Paul's second visit, but it is safe to assume that his spiritual life and education were under the care of the elders of the church (Acts 14:23).

Circumcision

Those who had the deepest insight into character and spoke with a prophetic utterance pointed to Timothy (1 Tim 1:18; 4:14) as specially fit for missionary work; and Paul desired to have him as a companion. The apostle circumcised him (Acts 16:3), and Timothy was set apart as an evangelist by the laying on of hands (1 Tim 4:14; 2 Tim 4:5). "He took him and circumcised him" (Acts 16:3). Paul's conduct in circumcising Timothy has been considered inconsistent with his principle and conduct in refusing to circumcise Titus (Gal 2:3-4). "The two cases are, however, entirely different. In the latter there was an attempt to enforce circumcision as necessary to salvation; in the former it was performed as a voluntary act, and simply on prudential grounds" (Haley, *Alleged Discrepancies*, p. 260).

PAUL'S COMPANION

Henceforth Timothy was one of Paul's most constant companions. They and Silvanus, and probably Luke also, journeyed to Philippi (Acts 16:12), and there the young evangelist was already conspicuous for his filial devotion and zeal (Phil 2:19-22). He seems to have been left behind at Philippi to watch over the infant church. He appeared at Berea, where he remained with Silas after Paul's departure (Acts 17:14), joining Paul at Athens. From Athens he was sent back to Thessalonica (1 Thess 3:2), since he had special gifts for comforting and teaching. He left Thessalonica, not for Athens, but for Corinth, and his name is united with Paul's in the opening words of both letters written from that city to the Thessalonians (1:1; 1:1). Of the five following years of his life we have no record. He is next mentioned as being sent on in advance when the apostle was contemplating the long journey that was to include Macedonia, Achaia, Jerusalem, and Rome (Acts 19:22).

It is probable that he returned by the same route and met Paul according to a previous arrangement (1 Cor 16:10) and was thus with him when the second epistle was written to the church of Corinth (2 Cor 1:1). He returned with the apostle to that city and joined in messages of greeting to the disciples whom he had known personally at Corinth and who had since gone to Rome (Rom 16:21). He formed one of the company of friends who went with Paul to Philippi and then sailed by themselves, waiting for his arrival by a different ship (Acts 20:3-6). No further mention is made of him until he rejoined the apostle, probably soon after his arrival in Rome. He was with Paul when the epistles to the Philippians, the Colossians, and Philemon were written (Phil 1:1; 2:19; Col 1:1; Philem 1).

It follows from 1 Tim 1:3 that he and Paul, after the release of the latter from his imprisonment, revisited proconsular Asia, that the apostle then continued his journey to Macedonia, while Timothy remained, half-reluctantly, even weeping at the separation (2 Tim 1:4), at Ephesus to check if possible the outgrowth of heresy and licentiousness that had sprung up there. He had to exercise rule over presbyters, some older than himself (1 Tim 4:12); to render judgments (5:1, 19-20); to regulate the almsgiving and sisterhood of the church (vv. 3-10); and to ordain overseers and deacons (3:1-13). These duties, together with the danger of being entangled in the disputes of rival sects, made Paul anxious for the steadfastness of his disciple.

Among his last recorded words Paul expressed his desire to see him again (2 Tim 4:9,21). It is uncertain whether Timothy was able to fulfill these last requests of the apostle, or that he reached Rome before Paul's death, although some have seen in Heb 13:23 an indication that he shared Paul's imprisonment.

According to an old tradition, Timothy continued to act as bishop of Ephesus and suffered martyrdom under Domitian or Nerva.

Conclusion

King David

References:

Notes For Servants:

- 1.
- 2.

Objectives:

General: Purity of heart

Specific:

1. God loved David because he had a pure heart
2. He loved to talk to God in prayer all the time
3. We should be able to praise God with our own words as David did.

Instructions:

- 1.
- 2.
- 3.
- 4.

Bible Verse:

*“Blessed is the man that walketh not in the counsel of the ungodly,
nor standeth in the way of sinners, nor sitteth in the seat of the scornful.”*
(Ps 1:1)

Lesson:

King David

David's name in Heb. means "beloved". He was born in Bethlehem, the youngest son of a sheikh of that town named Jesse (1 Sam 16:1). Apparently David had seven older brothers (1 Sam 16:10). Early History. His boyhood was spent as a shepherd. He was eminently gifted, being skilled in playing the lyre (1 Sam 16:16-18). David was conspicuous for valor, slaying a lion and a bear in defence of his father's flocks (17:34-36). As a humble shepherd boy he was anointed as Saul's successor by Samuel (16:1-13).

His Relations with Saul: As a result of Saul's disobedience to the divine command, he was rejected from the kingship and afflicted with melancholy, jealousy, and hatred. David was summoned when an evil spirit, or demon, by God's permission came upon Saul. David played so well that Saul was refreshed and the evil spirit departed from him (1 Sam 16:14-23). When Saul's condition presumably

improved, David returned to his pastoral pursuits at Bethlehem. On a visit to his brethren, who were fighting in Saul's army against the Philistines, the young shepherd, whose valiant spirit was nurtured by communion with God, was outraged by the cowardice of Saul's army before the Philistine giant-champion, Goliath. David's notable victory over the giant with a simple shepherd's sling and pebbles from the brook gained him national reputation. It was then that Saul made adequate inquiry concerning David's family connections. The result was that David was adopted into the court (17:55-18:2). As a warrior-courtier the young man won the loyal friendship of Saul's son Jonathan (18:1-4). Further clashes with the Philistines greatly enhanced David's reputation. Saul's insane jealousy and hatred against David were aroused when the women of Israel greeted the returning heroes with the song: "Saul has slain his thousands, and David his ten thousands" (18:5-9). From that point on, David's life was in constant jeopardy. But he behaved himself so wisely that he attracted universal respect and love. Saul attempted to get rid of him by demanding that he slay one hundred Philistines and provide proof of the fact. David performed the feat and received Michal, Saul's daughter as wife. As a consequence he was saved from death only by the loyalty of Jonathan and Michal.

A Fugitive and an Outlaw: The next several years of David's life were spent fleeing from Saul's rage. Michal was given in marriage to another and was not restored to David until after Saul's death. David saw Jonathan only in secret. He fled to Samuel at Ramah, then fled to Nob where, on the pretext of a secret mission from Saul, he gained an answer from the oracle, food, and the sword of Goliath. He then fled to Achish, king of Gath, where, as the slayer of Goliath, he feigned madness in order to avoid death at the hands of the Philistines (21:10-15). As an outlaw, David at the head of a band of supporters made the Cave of Adullam his headquarters (22:1-2). In that wild and mountainous region he was hunted like an animal. On several occasions Saul was at David's mercy, but David spared his life.

Service Under Achish: Wearied with his wandering life, he at length crossed the Philistine frontier, not as before, in the capacity of a fugitive, but at the head of a sizable force of six hundred men (27:1-2). Achish, king of Gath, gave him, after the manner of Eastern kings, the city of Ziklag (which see) on the Philistine frontier (27:6). From the Philistines David learned much military knowledge. While he was away from Ziklag the Amalekites burned the city and carried off the women and children. David was able to overtake the raiders and recover a vast amount of spoil. Two days after that victory an Amalekite arrived with the news of Saul's death at Mt. Gilboa.

Early Activity as King: Saul's death resulted in a crisis in the political history of Israel, and a period of civil war followed. David took up his residence at Hebron in the hill country of Judah, some nineteen miles SW of Jerusalem. There he was anointed king over the house of Judah and reigned 7 1/2 years over that tribe (2 Sam 2:1-11). Meanwhile the long civil war between the house of Saul and the house of David eventuated in extermination of the house of Saul and David's being anointed king over all Israel (2:8-5:5). The most important event of his early reign was capturing Jebusite (which see) Jerusalem (which see) and making that the capital of his realm. Despite the apparent impregnable defense of the place, David took the stronghold, evidently by ascending the stout walls with a grappling hook. Although David's men probably scaled the walls of Jerusalem and did not gain entrance to the Jebusite fortress as previously believed, through the city's underground water system, archaeology has proved conclusively that the "stronghold of Zion" and subsequently "the city of David" (5:7), which the king constructed, were situated on the Eastern hill above the Gihon

fountain and not on the so-called Western hill of Zion. Having conquered the city, David made it his capital, displaying great wisdom in that decision. The city stood on the border of Judah and Israel, and its neutral location tended to allay the jealousy between the northern and southern portions of his kingdom. Its liberation from the Canaanites opened the highway between Judah and the N, which greatly facilitated both commerce and foreign intercourse and was a potent factor in the unity of the kingdom.

Organization of the Kingdom: David's administrative achievements, although overshadowed by his colorful, personal, skillful diplomacy and brilliant military strategy, were outstanding. That is clearly reflected in the extensive kingdom he left behind him and the preservation of accounts of efficient organization (cf. 1 Chron 22:17-27:34). His kingdom was organized, in part at least, on Egyptian models (cf. Albright, *Archaeology and the Religion of Israel*, p. 120). Among official Egyptian institutions, which he copied, probably through Phoenician or other channels, was the division of the functions between the "recorder" mazkir, the "secretary" sopher (18:15-16), and the "charge of thirty" (cf. 27:6). He also efficiently organized his army (2 Sam 8:16), which included a special personal bodyguard of mercenaries, presumably of Philistine extraction, called Cherethites and Pelethites (8:18).

David's Adultery: The notion of the East, in ancient and modern times, has been that a well-filled harem is essential to the splendor of a princely court. That opened a dangerous precipice in David's way and led to a most grievous fall. Walking upon the roof of his house, he saw a woman washing herself. The beauty of the woman excited David's lust, and he inquired of his servants who she was. "Bathsheba, the daughter of Eliam, the wife of Uriah the Hittite," was the reply. Despite the fact that she was the wife of another, David sent for her, and she appears voluntarily to have acceded to his sinful purpose. In order to cover up his sin and secure Bathsheba for his wife, David sent Uriah into battle under circumstances that caused his death and thus added murder to his other crime. The clouds from this time gathered over David's fortunes, and the Lord told him, "The sword shall never depart from your house" (12:10). There followed the outrage of his daughter Tamar by his eldest son, Amnon, and the murder of the latter by the servants of Absalom (11:1-13:29).

Absalom's Rebellion: Absalom fled and went to Talmai, the son of Ammihud, king of Geshur, where he remained three years. After this he was recalled to Jerusalem but lived "two full years in Jerusalem, and did not see the king's face." He then sent for Joab and through his mediation was admitted into his father's presence (chap. 14). Absalom soon began to aspire to the throne, and, under pretense of wanting to fulfill a vow, he gained permission to go to Hebron, where he strengthened his conspiracy. Hearing of Absalom's conduct, David fled from Jerusalem (15:14) and passed over Jordan, about 974 B.C. Mahanaim was the capital of David's exile, as it had been of the exiled house of Saul (17:24; cf. 2:8, 12). His forces were arranged under the three great military officers who remained faithful to his fortunes-Joab, captain of the host; Abishai, captain of "the mighty men"; and Ittai, who seems to have taken the place of Benaiah as captain of the guard (18:2). On Absalom's side was David's nephew, Amasa (17:25). The final battle was fought in the "forest of Ephraim" and terminated in the accident leading to the death of Absalom (18:1-33). The return was marked at every stage by rejoicing and amnesty (19:16-40; 1 Kings 2:7), and Judah was first reconciled. The embers of the insurrection still smoldered (2 Sam 19:41-43), and David's hereditary enemies of the tribe of Benjamin were trampled out by the mixture of boldness and sagacity in Joab, now, after the murder of Amasa, once more in his old position (chap. 20). David again reigned in

peace at Jerusalem.

His Death: He died at the age of seventy (2 Sam 5:4) and "was buried in the city of David" (1 Kings 2:10-11), about 960 B.C. After the return from the captivity "the tombs of David" were still pointed out between "the artificial pool and the house of the mighty men" (Neh 3:16). His tomb, which became the general sepulcher of the kings of Judah, was pointed out in the latest times of the Jewish people. The edifice, shown as such from the Crusades to the present day, is on the western hill of modern Jerusalem, commonly called Mt. Zion, under the so-called "Coenaculum," but it cannot be identified with the tomb of David, which was within the walls of the "city of David" on the southeastern hill.

Conclusion:

- 1.
- 2.
- 3.

Lesson No. 43

The Orthodox Creed (I)

References:

Notes For Servants:

- 1.
- 2.

Objectives:

General:

Specific:

- 1.
- 2.
- 3.

Instructions:

1. Church occasion
- 2.
- 3.
- 4.

Bible Verse:

Lesson:

The Orthodox Creed (I)

Historical:

- 1) The first part of the creed was written in the year 325 by the council of Nicea which was attended by 318 bishops from all over the world. This first part ends just before "Truly we believe in the Holy Spirit...". Pope Alexandros represented the Coptic Church and brought with him his deacon Athanasius. The council was held because of the Heresy of Anus who said that Christ is not the eternal Son of God but He is merely a created being similar, in a way, to any other person. Alexandros tried his best to sway Anus from this wrong opinion but he rejected all advice.
- 2) Emperor Constantine attended the first meeting of the council of Nicea in which Athanasius

was the hero, defending the Divinity of Christ in front of Anus and succeeded in getting the Council to decide on ex-communicating Anus.

3) The second part of the creed (from Truly we believe in the Holy Spirit up to the end) was written in the year 381 by the council held in Constantinople. This council was held because of the heresy of Macedonius who denied the Divinity of the Holy Spirit.

We Believe in one God:

The statement "Truly we believe in one God" contains two facts: (A) the existence of God, (B) the Oneness of God.

A) The Existence of God:

The order in the world and the laws of nature is a clear proof of the existence of God. The general public usually say that "no one saw God but people knew Him by their minds" and that is true. This means that no one has the ability to see God as He is, but one can judge using his mind that God exists and that He created the world in such an order from nothing. The Lord said to Moses "You cannot see My face; for no man shall see Me and live" (Exodus 33:20). St. Paul also said "Who alone has immortality, dwelling in unapproachable light, whom no man has seen or can see, to whom be honour and everlasting power. Amen" (1 Timothy 6:16).

Truly we cannot see God now while we have these five senses in our nature: vision, hearing, smelling, tasting and touching. But we will be able to see Him when we leave the limitation and thickness of our bodies, when we depart from this world to the next. As long as we are still in the limitation of this body we cannot see God. We cannot even see far away things or hear far away and weak sounds. We cannot see the air, but we believe that air exists when it moves. Therefore, if you want to see God here in this world look at His creation and the mysterious order of nature and its laws, because all these things prove the existence of God.

Man with his senses alone cannot see or know God. But God in His love purifies our senses to accept the declaration of knowing God as a divine gift. However, this knowledge is only in part and becomes complete in the eternal life when we meet God face to face.

B) The Oneness of God:

Our church has a firm belief in the oneness of God. This means that God is One and that there is no other God. Unlike the pagans who believe in many gods, our church and our religion is a monotheistic one.

In the Old Testament:

"I am the Lord, and there is no other, there is no God besides Me" (Isaiah 45:5).

"Have not I, the Lord? And there is no other God besides Me, a just God and a Savior, there is none besides Me" (Isaiah 45:21).

In the New Testament:

Our Lord Jesus said "No one is good but One, that is, God" (Matt. 19:17)

"There is no other God but One" (1 Corinthians 8:4).

The Unity and Oneness of the Holy Trinity:

God is One in essence. He wanted to explain to us His essence and in order to do so He taught us about His Trinity or the Three persons. Jesus said to His disciples "Go therefore and make disciples of all the nations, baptizing them in the name of the Father and of the Son and of the Holy Spirit" (Matthew 28:19).

When our Lord Jesus was baptized, the Three Persons of the Trinity (the One God) were manifested: the Father speaking, and the Son in the water and the Holy Spirit descending like a dove. St. John said, "For there are three who bear witness in heaven: the Father, the Word and the Holy Spirit; and these three are one" (1 John 5:7).

Therefore, we believe in Three Persons and in the One Essence of God and not in Three essences. When we cross ourselves we say "In the name of the Father and of the Son and of the Holy Spirit, One God Amen". So, we do not say in the names ... and we end it with "One God". The Three persons are equal and of the same essence. The Father is not begotten and is not fourthly proceeding from another person, the Son is begotten from the Father and the Holy Spirit fourthly proceeds from the Father. Through this classification we can distinguish between the three Persons of the Holy Trinity.

The Father Almighty, Maker of Heaven and Earth, and of all Things, Visible and Invisible:

He created everything:

Visible: everything we see: sky, world, plants, people, etc.

Invisible: the angels and the spirits which have no bodies but they may appear to some people in some circumstances.

The angels are spirits created by God to glorify Him, to protect the world and to protect the people. The guardian angel is an angel sent from God to a person to protect him and guide him to do good. Review Matt. 6:26-30 and Matt. 10:29-31. "Look at the birds of the air, for they neither sow nor reap nor gather into barns; yet **your heavenly Father feeds them**" (Matthew 6:26).

What Do We Learn From This Lesson?

The creed is what the Christians believe in according to the apostolic teaching. Remember what St. Paul said "Now faith is the substance of things hoped for, the evidence of things not seen:" (Hebrews 11:1)

We Believe in one Lord, Jesus Christ, the only Begotten Son of God; Begotten of the Father Before all Ages:

The Second Person (of the Holy Trinity) the Lord Jesus Christ, is One Lord, the Word of God, the Incarnated God, God Who took flesh and became man, the Person of the Holy Trinity Who manifested God the Father to man, "No one has seen God at any time. The only begotten Son, who is in the bosom of the Father, He has declared Him" (John 1:18)

He is called the Son of God because His divinity is in essence the same as that of the Father (example a human being gets a son or daughter as a human being). Jesus is the only Begotten Son of God because there is no other person who is also begotten.

For this reason, our Lord Jesus said to Philip "He who has seen Me has seen the Father ... believe Me that I am in the Father and the Father in Me" (John 14:9-11). Jesus also said, "I and My Father are one" (John 10:30).

Jesus Christ is the Only Begotten Son of God because there is no other similar relationship between a father and his son. The Son-Father relationship in the Holy Trinity is not similar to the son-father relationship in the world of man. The son-father relationship in the world of man is by flesh and the father is before his son in time. Isaac, for example, is the son of Abraham who existed

before Isaac. The Son in the Holy Trinity is eternal with the Father and there has been no moment in which the Father and the Son have not been together.

Therefore, Jesus Christ the Son, existed before the incarnation, before creation and before all ages.

Light out of Light, True God out of True God:

Truly, He is light out of light. The Son-Father relationship in the Holy Trinity is not son-father relationship from the flesh's or time's point of view. It is a spiritual Son-Father relationship as the birth of light from light. The Divinity of the Son is the same as the Divinity of the Father. The Son is a true God as the Father is a true God. The Father and the Son are One God.

Remember that we are made sons of God only by adoption and not by the natural Father-Son relationship which existed between God the Father and God the Son before all ages.

Begotten not Made:

The Son was incarnate at a certain time. He was born in a way above our comprehension and understanding because it has no similarity in the world of creatures. St. Paul said, "great is the mystery of godliness: God was manifested in the flesh" (1 Timothy 3:16). Jesus was incarnate of the Holy Spirit and of the Virgin Mary.

Of one Essence with the Father; by Whom all Things were Made:

Our Lord Jesus said: "I and my Father are one" (John 10:30). In this way, our Lord Jesus is declaring that He and the Father are one essence, one Divinity. There is no more than one essence which is the essence of God the Father and the Son and the Holy Spirit together. By whom all things were made means that the Son is God the creator. This is the same attribute that is for God the Father because we say "The Father creator of the visible and the invisible in heaven and on earth". About the Son being a creator, St. John said "In the beginning was the Word, and the Word was with God, and the Word was God. He was in the beginning with God. All things were made through Him, and without Him nothing was made that was made. In Him was life, and the life was the light of men" (John 1:1-4). Also St. Paul said, "God, who at various times and in different ways spoke in time past to the fathers by the prophets, has in these last days spoken to us by His Son, whom He has appointed heir of all things, through whom also He made the worlds"; (Hebrews 1:1-2). Christ our Lord is the Word of God. Everything that was created was created by the Word of God. We read in the first Chapter of the Book of Genesis: "Then God said, 'Let there be light', and there was light ..." (Gen.1:3). Therefore, the Word of God is the Creator; and that is why we say in the Creed, "We believe in One Lord Jesus Christ ... by Whom all things were made ...".

Conclusion:

- 1.
- 2.
- 3.

Lesson (44)

THE ORTHODOX CREED (II)

References:

Notes For Servants:

1. Split the Creed into 2 or more parts to be able to explain each part thoroughly.
2. Prepare some analogies to facilitate the explanation of the concepts therein.

Objectives:

General: Pray for your children during the week.

Specific:

1. Recite the Creed all together in class.
2. Explain part (2) today.
3. Spend more time with the areas that need more clarification.

Instructions:

1. Church occasion
2. Allow time for questions.
3. Take note of the absent children.
4. Remind them to give to the poor.
5. Report any question or concern that you cannot handle to Abouna or to your servant.

Bible Verse:

“For if we believe that Jesus died and rose again, even so them also which sleep in Jesus will God bring with him.”

(1Thes 4:14)

Lesson:

THE ORTHODOX CREED (II)

Who, for us Men and for our Salvation, Came Down from Heaven, and was Incarnate of the Holy Spirit and of the Virgin Mary, and Became Man:

The previous statements in the creed are talking about Christ before His incarnation. After that the creed talks about Christ's incarnation. Hence, Christ in whom we believe is eternal and has existed before all ages but He wanted to save Adam from His sins and save us from the original sin that we inherited through our natural birth from Adam who is the father of all the human race. Therefore, the Word came from heaven taking the shape of humanity

and in the thickness of the flesh. But this incarnation did not occur through natural birth, but it came from the Holy Spirit and from the Virgin Mary. The Holy Spirit came upon our Lady the pure Virgin Mary and her blood and flesh were united with the Divine Word and hence, God was incarnated (= became Man) and was born from the Virgin Mary. Therefore, the Virgin Mary became in a true sense the "Mother of God". It does not mean that she is the origin of the Divinity, but she is indeed the Mother of the Incarnated God.

What do we learn from this lesson?

God became Man to raise man to being the son of God, i.e., "that we might receive the adoption as sons" (Galatians 4:5). We must do our best to gain all these blessings of salvation in our lives.

He was crucified for us at the time of Pontius Pilate. He suffered and was buried; arose from the dead on the third day in accordance with the scriptures; He ascended unto the heavens and hath sat at the right hand of His Father; He shall also come back in glory to judge the living and the dead; of whose kingdom there shall be no end"

This part talks about

- a) The sufferings and crucifixion of our Lord Jesus Christ. He suffered and died in the flesh, i.e. in the human nature only and not in the Divine nature because Divinity cannot die. He gave Himself up by His own free will for our salvation for the remission of our sins.
- b) Then Jesus resurrected from the dead in accordance with the prophecies. His resurrection and victory over death gave us also victory over death.
- c) He ascended to heaven with and in the flesh which He took from the Virgin Mary.
- d) Then Jesus will come again to earth and make His final judgement. "When the Son of Man comes in His glory, and all the holy angels with Him, then He will sit on the throne of His glory. All the nations will be gathered before Him, and He will separate them one from another, as a shepherd divides his sheep from the goats" (Matthew 25:31-32). When would Jesus come for judgement? We do not know. Did Jesus reveal some of the signs for His second coming? Yes, He gave us some signs; for example: the lack of love between people, dishonesty, the rise of many wars and evil happenings, the preaching of the Gospels in all nations and the coming of the false Christ (or the lawless). Please read Matthew 24.

Who is the lawless one? He is the one against Christ (the Anti-Christ) who tries to destroy Christianity. But instead Christ is going to destroy him. "And the lawless one will be revealed, whom the Lord will consume with the breath of His mouth and destroy with the brightness of His coming:" (2 Thessalonians 2:8)

Truly we Believe in the Holy Spirit, the Lord, Giver of Life Who Proceed from the Father; Who, with the Father and the Son Together, is Worshipped and Glorified; Who Spoke by the Prophets:

The third Person of the Holy Trinity is the Holy Spirit. The Holy Spirit is God. About the Holy Spirit, our Lord Jesus said, "The Spirit of truth who proceeds from the Father" (John

15:26).

The Holy Spirit Giver of Life:

The Holy Spirit is God because he is the origin of life and He inspires it. With the Holy Spirit we live, move and exist. We read in the Book of Genesis: "And the Lord formed man of the dust of the ground, and breathed into his nostrils the breath of life and man became a living being." (Gen. 2:7). When God created man, He breathed into him the Holy Spirit, thus, man became a living being.

The Holy Spirit ... Who Proceed from the Father:

To give an example of this: the sun itself has light, rays and heat, i.e., it is not 3 suns but 3 elements in one; the body of the sun, the light and the heat. So, the Holy Spirit proceed from the Father the same way as the rays come out from the sun.

How can a person have the communion of the Holy Spirit?

By prayers offered from the heart and through the Holy Sacraments.

What do we learn from this lesson?

When we are baptized we are newly born in Christ with the Holy Spirit. We must listen and obey the voice of the Holy Spirit speaking within us. In fact we must give the Holy Spirit control to fully guide our lives.

One Holy Church:

The unity of the church stems from the fact that all Christian believers together form the body of Christ, i.e., the church. "For we are members of His body, of His flesh and of His bones" (Ephesians 5:30). Also St. Paul said "For the husband is head of the wife, as also Christ is head of the Church; and He is the Saviour of the body" (Ephesians 5:23).

All Christians have one faith, one God and one baptism. "I therefore, the prisoner of the Lord, beseech you to have a walk worthy of the calling with which you were called, with all lowliness and gentleness, with longsuffering, bearing with one another in love, endeavouring to keep the unity of the Spirit in the bond of peace. There is one body and one Spirit, just as you were called in one hope of your calling; one Lord, one faith, one baptism; one God and Father of all, who is above all and through all, and in you all" (Ephesians 4:1-6).

- The church is Holy because its head is Christ Himself. The source of holiness is the Holy Spirit who works in the church. St. Paul said, "Husbands, love your wives, just as Christ also loved the church and gave Himself for it, that He might sanctify and cleanse it with the washing of water by the word, that He might present it to Himself a glorious church, not having spot or wrinkle or any such thing, but that it should be Holy and without blemish" (Ephesians 5:25-27).

Catholic:

Means universal. The church is for all people from all nations of different tongues. It also means that the church has all degrees of priesthood: patriarch, bishops, priests and deacons. The church also has men, women and children all united in Christ.

Apostolic:

Our church is apostolic because it is founded on the basis of the Apostles and Jesus Christ Himself the cornerstone. St. Paul talks about Christ as the cornerstone of the church "having been built on the foundation of the apostles and prophets, Jesus Christ Himself being the chief cornerstone" (Ephesians 2:20).

We Acknowledge one Baptism for the Remission of Sins:

- Jesus said to Nicodemus: "Most assuredly, I say to you, unless one is born of water and the spirit, he cannot enter the Kingdom of God" (John 3:5).
- Baptism is never repeated because it is our death and burial with Christ and our resurrection with Him in the newness of life; and Christ's death and resurrection happened but once. St. Paul said, "buried with Him in baptism, in which you also were raised with Him through faith in the working of God, who raised Him from the dead" (Colossians 2:12).

We Look for the Resurrection of the Dead, and the Life of the World to Come. Amen

- We believe that our spirits are eternal and never die. When the flesh dies, the spirit either goes to paradise or to Hades (hell).
- In the last judgement day at the second coming of Jesus, everyone will be judged according to his deeds. The bad ones will be subject to eternal suffering and the good ones will move further from paradise to eternal life in the kingdom of God.

Let us pray that we all live having the expectation of the resurrection from the dead and waiting for the second coming of the Lord and the glorification of His kingdom. St. John said, at the end of Revelation "Surely I am coming quickly. Amen, even so, come Lord Jesus!" (Revelation 22:20).

What do we learn from this lesson?

Let us give the utmost importance to our salvation so that when we die we can go to paradise and at the second coming of Christ we will be with Him forever. Our life here on earth is but a preparation for our eternal life.

Conclusion:

- 1.
- 2.
- 3.

Lesson No. 47
St. Severus of Antioch

References : Coptic Synaxarium, Volume I.

Notes for Servants :

Objectives :

General:

Specific:

Instructions:

1. Review last week's lesson.
2. Give a brief description about the church occasion(s) for the coming week.
- 3.
- 4.

Bible Verse:

Lesson :

Saint Severus the Patriarch of Antioch

St. Severus the Patriarch of Antioch came to Egypt in the days of Eustinos the Emperor who opposed the Orthodox belief, following that of the council of Chalcedon. Queen Theodora, his wife, was an Orthodox and she loved St. Severus because of his Christian virtues and his true faith. The Emperor called him one day and many discussions took place regarding the faith, but the Emperor would not turn away from his wrong belief. The Emperor issued his orders to slay St. Severus. The Queen besought the saint to escape to save himself but he refused saying, "I am ready to die holding the Orthodox faith" however, as the Queen and the God-loving brethren insisted, he and some brethren came to Egypt.

When the Emperor sought for him and did not find him, he sent soldiers after him. But God hid St. Severus from the soldiers and they did not see him although he was close to them. When he came to Egypt, he went disguised from place to place and from monastery to monastery, and God made many signs and wonders by his hands.

One day, he went to the desert of Scete, at Wadi-El Natroun, and he entered the church in a uniform of a stranger monk and a great miracle happened at that moment. It came to pass that after the priests had placed the bread (Kourban) on the altar and gone around the church censuring, and after the reading of the epistles and the gospels, he lifted off the Ebrospharin (covering), and did not

find the Kourban in the paten; so. he was disturbed and wept. He turned towards the worshipers saying, 'O my brethren, I did not find El Kourban in the paten, and I know not whether this thing has happened because of my sin or because of your sin.' The people wept; and, straightaway the angel of the Lord appeared to the priest and told him, "This has happened not because of your sin or because of the sin of the worshipers but because you offered El Kourban in the presence of the Patriarch.

The priest replied, "And where is he, my Lord?" The angel pointed towards St. Severus. St. Severus was standing in a corner of the church and the priest recognized him by the grace of the holy spirit. When the priest came to Abba Severus, he commanded him to continue the liturgy after they brought him to the altar with great honour. When the priest had gone up to the altar he found the offering on the paten as before. They all praised God and glorified His Holy Name.

St. Severus went forth from that place and came to the city of Saldia where he dwelt with a rich man named Dorotheus, who was a lover of God, and he remained there until his departure.

May his prayers be with us all and Glory be to God, forever. Amen.

Conclusion