

# Homelessness City Report - Atlanta, GA

## Highlights:

- Data collection in 2020 found there are approximately 3,200 homeless people within the City of Atlanta's 130 square-mile footprints. The count is down 25% since 2015. [1]

### Key Findings:

Below are some stats that illuminate the many facets of the challenge:

- **5%** increase in homelessness since 2018
- **25%** decrease in homelessness since 2015
- **2:3** homeless adults in the City of Atlanta are dealing with a serious mental illness or substance abuse issue
- **1:10** are military veterans or survivors of domestic abuse
- **Atlanta Tests More Than 2,000 People Who Are Homeless For COVID-19:** The more than 2,000 tests uncovered about 30 new positive cases in shelters. That brings the total number of people reported to be homeless and has the virus to at least 55 as per an article dated Apr 21.[2]

- **Atlanta faced a growing homeless population at Hartsfield-Jackson:** By late March 2020, Hartsfield-Jackson general manager John Selden was saying there were 300 people in the terminal overnight.

Under normal circumstances, the airport has 100 to 150 homeless people in the airport on colder nights, Atlanta Mayor Keisha Lance Bottoms told Atlanta City Council members during a teleconference briefing.

"It's become an even bigger challenge as many of our shelters have closed down and many of the places that our homeless population disperses to are no longer available to them," she said.[3]

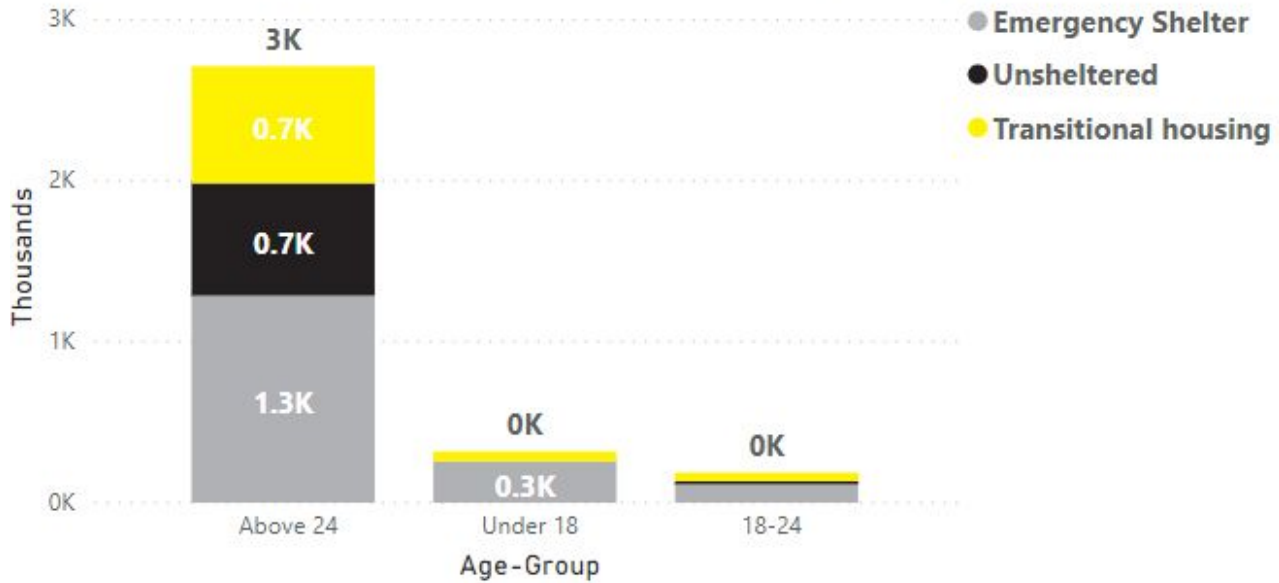
## Overall variation in homeless over the past few years:

### Variation in homelessness over the Years

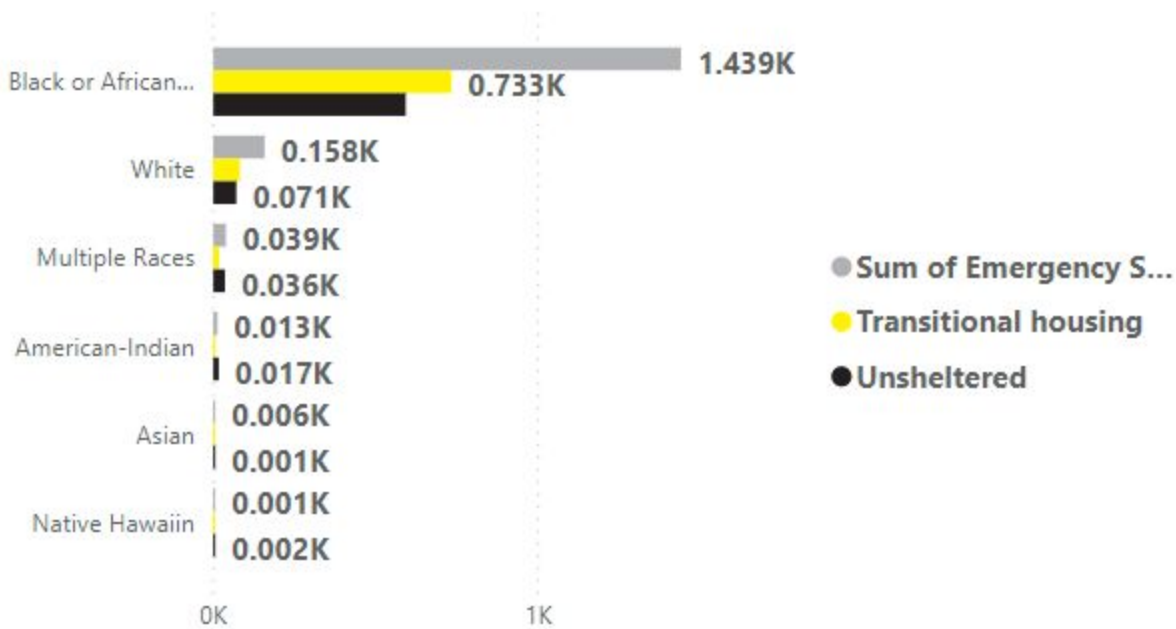


Variations in Homelessness across different categories:

### Homelessness Stats across Age-Groups



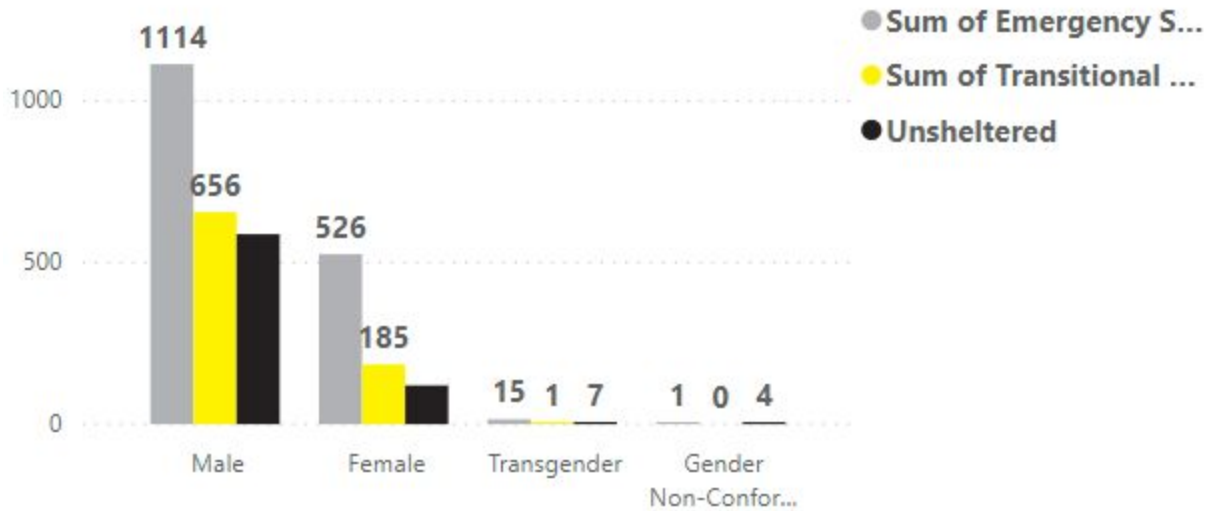
### Homelessness Stats across Race



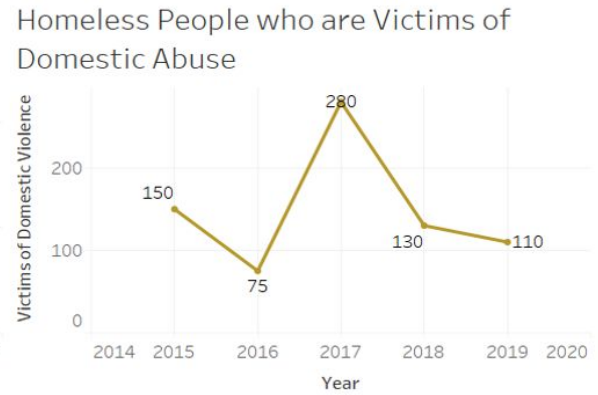
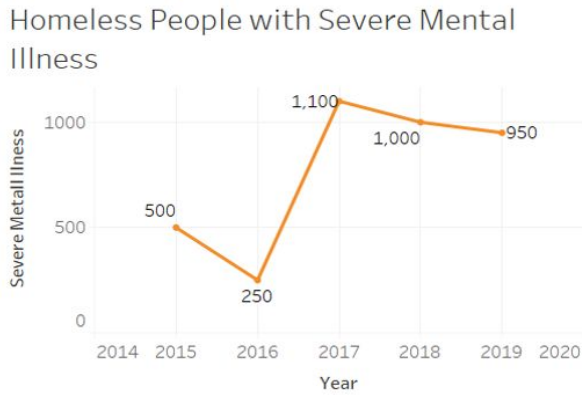
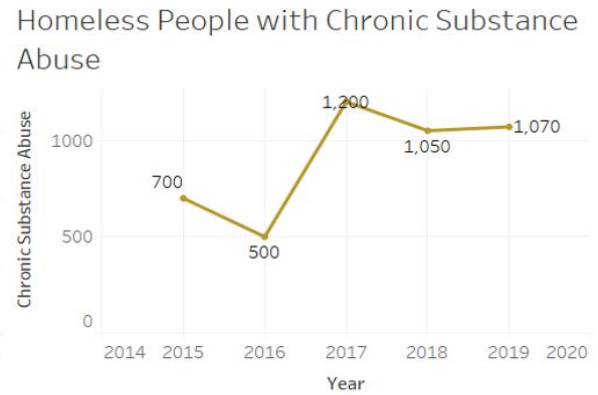
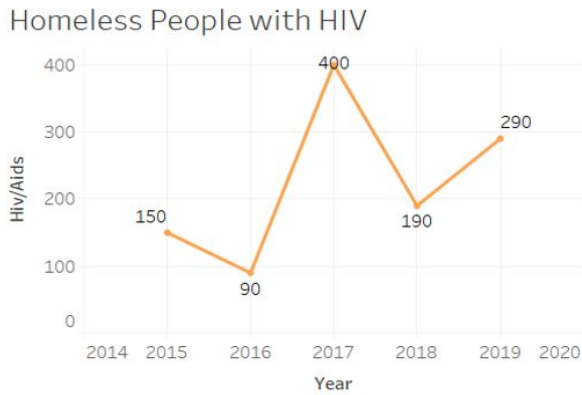
## Homelessness Stats across Ethnicity

Ethnicity	Emergency Shelter	Transitional housing	Unsheltered
Non Hispanic/Latino	1571	817	684
Hispanic/Latino	85	25	35
<b>Total</b>	<b>1656</b>	<b>842</b>	<b>719</b>

## Homelessness Stats across Gender



Exploring Further:



## Summary & Motivation:

*The 2019 Point in Time Count showed a slight increase in the number of people who identified as homeless. However, while the total number is up, unsheltered homelessness is down and the emergency shelter population is up. This illustrates that investments in low barrier shelter and permanent housing are having an effect. With continued investments in housing, it is expected that even more dramatic shifts will result in years to come. This, paired with diversion resources and additional permanent supportive housing, will lead to fewer people sleeping outside.[4]*

**“Be the change you want to see in the world”** - Mahatma Gandhi. Let us contribute our bit to help these people ...

## References:

- [1] <https://www.midtownatl.com/about/news-center/post/homeless-point-in-time-count>
- [2] <https://www.wabe.org/atlanta-tests-more-than-2000-people-who-are-homeless-for-covid-19/>
- [3] <https://www.ajc.com/business/atlanta-faced-with-growing-homeless-population-hartsfield-jackson/pJuszlcAtpZx9AQULtHZ4L/>
- [4] [https://partnersforhome.org/wp-content/uploads/2019/07/PIT\\_report-2019\\_final.pdf](https://partnersforhome.org/wp-content/uploads/2019/07/PIT_report-2019_final.pdf)